

QUARTERLY STATEMENT

OF THE

AEL Re Vermont II, Inc

TO THE

Insurance Department

OF THE

STATE OF

**FOR THE QUARTER ENDED
JUNE 30, 2024**

LIFE, ACCIDENT AND HEALTH

FRATERNAL BENEFIT SOCIETIES

2024



LIFE, ACCIDENT AND HEALTH COMPANIES/FRATERNAL BENEFIT SOCIETIES - ASSOCIATION EDITION

QUARTERLY STATEMENT

AS OF JUNE 30, 2024

OF THE CONDITION AND AFFAIRS OF THE

AEL Re Vermont II, Inc

NAIC Group Code 0408 2658 NAIC Company Code 17553 Employer's ID Number 93-3948200
(Current) (Prior)

Organized under the Laws of Vermont, State of Domicile or Port of Entry VT

Country of Domicile United States of America

Licensed as business type: Life, Accident and Health [X] Fraternal Benefit Societies []

Incorporated/Organized 10/19/2023 Commenced Business 10/19/2023

Statutory Home Office 6000 Westown Parkway West Des Moines, IA, US 50266-5921
(Street and Number) (City or Town, State, Country and Zip Code)

Main Administrative Office 6000 Westown Parkway
(Street and Number)
West Des Moines, IA, US 50266-5921 515-221-0002
(City or Town, State, Country and Zip Code) (Area Code) (Telephone Number)

Mail Address PO Box 71216 Des Moines, IA, US 50325
(Street and Number or P.O. Box) (City or Town, State, Country and Zip Code)

Primary Location of Books and Records 6000 Westown Parkway
(Street and Number)
West Des Moines, IA, US 50266-5921 515-221-0002
(City or Town, State, Country and Zip Code) (Area Code) (Telephone Number)

Internet Website Address www.american-equity.com

Statutory Statement Contact Chelsea Jennifer Fichtner 515-273-3876
(Name) (Area Code) (Telephone Number)
chelsea.fichtner@american-equity.com 515-440-2715
(E-mail Address) (FAX Number)

OFFICERS

President Jeffrey D. Lorenzen Chief Financial Officer Aaron J. Boushek #
Secretary Erik H. Askelsen # Treasurer Steven D. Schwartz #

OTHER

Bereket "Josh" Feyissa #, Chief Operating Officer Lorenzo Lorilla #, Chief Investment Officer

DIRECTORS OR TRUSTEES

Bereket "Josh" Feyissa # Jesse D. Cray # Shari V. Wood #

State of Iowa SS:
County of Polk

The officers of this reporting entity being duly sworn, each depose and say that they are the described officers of said reporting entity, and that on the reporting period stated above, all of the herein described assets were the absolute property of the said reporting entity, free and clear from any liens or claims thereon, except as herein stated, and that this statement, together with related exhibits, schedules and explanations therein contained, annexed or referred to, is a full and true statement of all the assets and liabilities and of the condition and affairs of the said reporting entity as of the reporting period stated above, and of its income and deductions therefrom for the period ended, and have been completed in accordance with the NAIC Annual Statement Instructions and Accounting Practices and Procedures manual except to the extent that: (1) state law may differ; or, (2) that state rules or regulations require differences in reporting not related to accounting practices and procedures, according to the best of their information, knowledge and belief, respectively. Furthermore, the scope of this attestation by the described officers also includes the related corresponding electronic filing with the NAIC, when required, that is an exact copy (except for formatting differences due to electronic filing) of the enclosed statement. The electronic filing may be requested by various regulators in lieu of or in addition to the enclosed statement.

Jeffrey D. Lorenzen
President


Erik H. Askelsen
Secretary

Steven D. Schwartz
Treasurer

Subscribed and sworn to before me this 25 day of July 2024

- a. Is this an original filing? Yes [X] No []
b. If no,
1. State the amendment number.....
2. Date filed
3. Number of pages attached.....

JaWon Matthews
Financial & Accounting Analyst
02/16/2026



STATEMENT AS OF JUNE 30, 2024 OF THE AEL Re Vermont II, Inc

ASSETS

	Current Statement Date			4 December 31 Prior Year Net Admitted Assets
	1 Assets	2 Nonadmitted Assets	3 Net Admitted Assets (Cols. 1 - 2)	
1. Bonds	1,680,801		1,680,801	
2. Stocks:				
2.1 Preferred stocks				
2.2 Common stocks				
3. Mortgage loans on real estate:				
3.1 First liens				
3.2 Other than first liens.....				
4. Real estate:				
4.1 Properties occupied by the company (less \$ encumbrances)				
4.2 Properties held for the production of income (less \$ encumbrances)				
4.3 Properties held for sale (less \$ encumbrances)				
5. Cash (\$ 11,730,709), cash equivalents (\$ 10,431,357) and short-term investments (\$)	22,162,066		22,162,066	20,035,807
6. Contract loans (including \$ premium notes)				
7. Derivatives				
8. Other invested assets	3,744,461		3,744,461	
9. Receivables for securities				
10. Securities lending reinvested collateral assets				
11. Aggregate write-ins for invested assets				
12. Subtotals, cash and invested assets (Lines 1 to 11)	27,587,328		27,587,328	20,035,807
13. Title plants less \$ charged off (for Title insurers only)				
14. Investment income due and accrued	101,881		101,881	
15. Premiums and considerations:				
15.1 Uncollected premiums and agents' balances in the course of collection				
15.2 Deferred premiums, agents' balances and installments booked but deferred and not yet due (including \$ earned but unbilled premiums)				
15.3 Accrued retrospective premiums (\$) and contracts subject to redetermination (\$)				
16. Reinsurance:				
16.1 Amounts recoverable from reinsurers				
16.2 Funds held by or deposited with reinsured companies	319,316,658		319,316,658	82,226,452
16.3 Other amounts receivable under reinsurance contracts	129,334,139		129,334,139	110,790,662
17. Amounts receivable relating to uninsured plans				
18.1 Current federal and foreign income tax recoverable and interest thereon				
18.2 Net deferred tax asset				
19. Guaranty funds receivable or on deposit				
20. Electronic data processing equipment and software				
21. Furniture and equipment, including health care delivery assets (\$)				
22. Net adjustment in assets and liabilities due to foreign exchange rates				
23. Receivables from parent, subsidiaries and affiliates	4,480,893		4,480,893	
24. Health care (\$) and other amounts receivable				
25. Aggregate write-ins for other than invested assets	1,651,226,141		1,651,226,141	934,185,129
26. Total assets excluding Separate Accounts, Segregated Accounts and Protected Cell Accounts (Lines 12 to 25)	2,132,047,040		2,132,047,040	1,147,238,050
27. From Separate Accounts, Segregated Accounts and Protected Cell Accounts				
28. Total (Lines 26 and 27)	2,132,047,040		2,132,047,040	1,147,238,050
DETAILS OF WRITE-INS				
1101.				
1102.				
1103.				
1198. Summary of remaining write-ins for Line 11 from overflow page				
1199. Totals (Lines 1101 through 1103 plus 1198)(Line 11 above)				
2501. XOL Asset	1,651,175,061		1,651,175,061	934,185,129
2502. Negative IMR	51,080		51,080	
2503.				
2598. Summary of remaining write-ins for Line 25 from overflow page				
2599. Totals (Lines 2501 through 2503 plus 2598)(Line 25 above)	1,651,226,141		1,651,226,141	934,185,129

STATEMENT AS OF JUNE 30, 2024 OF THE AEL Re Vermont II, Inc
LIABILITIES, SURPLUS AND OTHER FUNDS

	1 Current Statement Date	2 December 31 Prior Year
1. Aggregate reserve for life contracts \$ 2,095,086,887 less \$ included in Line 6.3 (including \$ Modco Reserve)	2,095,086,887	1,127,202,242
2. Aggregate reserve for accident and health contracts (including \$ Modco Reserve)		
3. Liability for deposit-type contracts (including \$ Modco Reserve).....		
4. Contract claims:		
4.1 Life		
4.2 Accident and health		
5. Policyholders' dividends/refunds to members \$ and coupons \$ due and unpaid		
6. Provision for policyholders' dividends, refunds to members and coupons payable in following calendar year - estimated amounts:		
6.1 Policyholders' dividends and refunds to members apportioned for payment (including \$ Modco)		
6.2 Policyholders' dividends and refunds to members not yet apportioned (including \$ Modco)		
6.3 Coupons and similar benefits (including \$ Modco)		
7. Amount provisionally held for deferred dividend policies not included in Line 6		
8. Premiums and annuity considerations for life and accident and health contracts received in advance less \$ discount; including \$ accident and health premiums		
9. Contract liabilities not included elsewhere:		
9.1 Surrender values on canceled contracts		
9.2 Provision for experience rating refunds, including the liability of \$ accident and health experience rating refunds of which \$ is for medical loss ratio rebate per the Public Health Service Act		
9.3 Other amounts payable on reinsurance, including \$ assumed and \$ ceded		
9.4 Interest Maintenance Reserve		
10. Commissions to agents due or accrued-life and annuity contracts \$, accident and health \$ and deposit-type contract funds \$		
11. Commissions and expense allowances payable on reinsurance assumed		
12. General expenses due or accrued	123,764	
13. Transfers to Separate Accounts due or accrued (net) (including \$ accrued for expense allowances recognized in reserves, net of reinsured allowances)		
14. Taxes, licenses and fees due or accrued, excluding federal income taxes		
15.1 Current federal and foreign income taxes, including \$ on realized capital gains (losses)		
15.2 Net deferred tax liability		
16. Unearned investment income		
17. Amounts withheld or retained by reporting entity as agent or trustee		
18. Amounts held for agents' account, including \$ agents' credit balances		
19. Remittances and items not allocated		
20. Net adjustment in assets and liabilities due to foreign exchange rates		
21. Liability for benefits for employees and agents if not included above		
22. Borrowed money \$ and interest thereon \$		
23. Dividends to stockholders declared and unpaid		
24. Miscellaneous liabilities:		
24.01 Asset valuation reserve	84,755	
24.02 Reinsurance in unauthorized and certified (\$) companies		
24.03 Funds held under reinsurance treaties with unauthorized and certified (\$) reinsurers		
24.04 Payable to parent, subsidiaries and affiliates		306,761
24.05 Drafts outstanding		
24.06 Liability for amounts held under uninsured plans		
24.07 Funds held under coinsurance		
24.08 Derivatives		
24.09 Payable for securities	4,738,970	
24.10 Payable for securities lending		
24.11 Capital notes \$ and interest thereon \$		
25. Aggregate write-ins for liabilities	1,634,663	934,185
26. Total liabilities excluding Separate Accounts business (Lines 1 to 25)	2,101,669,039	1,128,443,188
27. From Separate Accounts Statement		
28. Total liabilities (Lines 26 and 27)	2,101,669,039	1,128,443,188
29. Common capital stock	5,000	5,000
30. Preferred capital stock		
31. Aggregate write-ins for other than special surplus funds		
32. Surplus notes		
33. Gross paid in and contributed surplus	29,995,000	19,995,000
34. Aggregate write-ins for special surplus funds	1,651,175,061	934,185,129
35. Unassigned funds (surplus)	(1,650,797,060)	(935,390,267)
36. Less treasury stock, at cost:		
36.1 shares common (value included in Line 29 \$)		
36.2 shares preferred (value included in Line 30 \$)		
37. Surplus (Total Lines 31+32+33+34+35-36) (including \$ in Separate Accounts Statement)	30,373,001	18,789,862
38. Totals of Lines 29, 30 and 37	30,378,001	18,794,862
39. Totals of Lines 28 and 38 (Page 2, Line 28, Col. 3)	2,132,047,040	1,147,238,050
DETAILS OF WRITE-INS		
2501. Due to Canada Life Re	1,634,663	934,185
2502.		
2503.		
2598. Summary of remaining write-ins for Line 25 from overflow page		
2599. Totals (Lines 2501 through 2503 plus 2598)(Line 25 above)	1,634,663	934,185
3101.		
3102.		
3103.		
3198. Summary of remaining write-ins for Line 31 from overflow page		
3199. Totals (Lines 3101 through 3103 plus 3198)(Line 31 above)		
3401. XOL	1,651,175,061	934,185,129
3402.		
3403.		
3498. Summary of remaining write-ins for Line 34 from overflow page		
3499. Totals (Lines 3401 through 3403 plus 3498)(Line 34 above)	1,651,175,061	934,185,129

STATEMENT AS OF JUNE 30, 2024 OF THE AEL Re Vermont II, Inc

SUMMARY OF OPERATIONS

	1 Current Year To Date	2 Prior Year To Date	3 Prior Year Ended December 31
1. Premiums and annuity considerations for life and accident and health contracts	229,709,732		650,469,148
2. Considerations for supplementary contracts with life contingencies			
3. Net investment income	531,770		36,174
4. Amortization of Interest Maintenance Reserve (IMR)	(486)		
5. Separate Accounts net gain from operations excluding unrealized gains or losses			
6. Commissions and expense allowances on reinsurance ceded			
7. Reserve adjustments on reinsurance ceded			
8. Miscellaneous Income:			
8.1 Income from fees associated with investment management, administration and contract guarantees from Separate Accounts.....			
8.2 Charges and fees for deposit-type contracts			
8.3 Aggregate write-ins for miscellaneous income	26,140,266		5,459,635
9. Totals (Lines 1 to 8.3)	256,381,282		655,964,957
10. Death benefits			
11. Matured endowments (excluding guaranteed annual pure endowments)			
12. Annuity benefits			
13. Disability benefits and benefits under accident and health contracts			
14. Coupons, guaranteed annual pure endowments and similar benefits			
15. Surrender benefits and withdrawals for life contracts			
16. Group conversions			
17. Interest and adjustments on contract or deposit-type contract funds			
18. Payments on supplementary contracts with life contingencies			
19. Increase in aggregate reserves for life and accident and health contracts	967,884,645		1,127,202,242
20. Totals (Lines 10 to 19)	967,884,645		1,127,202,242
21. Commissions on premiums, annuity considerations, and deposit-type contract funds (direct business only)			
22. Commissions and expense allowances on reinsurance assumed	216,315		462,911,669
23. General insurance expenses and fraternal expenses	574,653		290,527
24. Insurance taxes, licenses and fees, excluding federal income taxes	193,954		16,601
25. Increase in loading on deferred and uncollected premiums			
26. Net transfers to or (from) Separate Accounts net of reinsurance			
27. Aggregate write-ins for deductions	2,833,751		934,185
28. Totals (Lines 20 to 27)	971,703,318		1,591,355,224
29. Net gain from operations before dividends to policyholders and federal income taxes (Line 9 minus Line 28)	(715,322,036)		(935,390,267)
30. Dividends to policyholders and refunds to members			
31. Net gain from operations after dividends to policyholders, refunds to members and before federal income taxes (Line 29 minus Line 30)	(715,322,036)		(935,390,267)
32. Federal and foreign income taxes incurred (excluding tax on capital gains)			
33. Net gain from operations after dividends to policyholders, refunds to members and federal income taxes and before realized capital gains or (losses) (Line 31 minus Line 32)	(715,322,036)		(935,390,267)
34. Net realized capital gains (losses) (excluding gains (losses) transferred to the IMR) less capital gains tax of \$			
35. Net income (Line 33 plus Line 34)	(715,322,036)		(935,390,267)
CAPITAL AND SURPLUS ACCOUNT			
36. Capital and surplus, December 31, prior year	18,794,862		
37. Net income (Line 35)	(715,322,036)		(935,390,267)
38. Change in net unrealized capital gains (losses) less capital gains tax of \$			
39. Change in net unrealized foreign exchange capital gain (loss)			
40. Change in net deferred income tax			
41. Change in nonadmitted assets			
42. Change in liability for reinsurance in unauthorized and certified companies			
43. Change in reserve on account of change in valuation basis, (increase) or decrease			
44. Change in asset valuation reserve	(84,755)		
45. Change in treasury stock			
46. Surplus (contributed to) withdrawn from Separate Accounts during period			
47. Other changes in surplus in Separate Accounts Statement			
48. Change in surplus notes			
49. Cumulative effect of changes in accounting principles			
50. Capital changes:			
50.1 Paid in			5,000
50.2 Transferred from surplus (Stock Dividend)			
50.3 Transferred to surplus			
51. Surplus adjustment:			
51.1 Paid in	10,000,000		19,995,000
51.2 Transferred to capital (Stock Dividend)			
51.3 Transferred from capital			
51.4 Change in surplus as a result of reinsurance			
52. Dividends to stockholders			
53. Aggregate write-ins for gains and losses in surplus	716,989,930		934,185,129
54. Net change in capital and surplus for the year (Lines 37 through 53)	11,583,139		18,794,862
55. Capital and surplus, as of statement date (Lines 36 + 54)	30,378,001		18,794,862
DETAILS OF WRITE-INS			
08.301. Miscellaneous Income	26,140,266		5,459,635
08.302.			
08.303.			
08.398. Summary of remaining write-ins for Line 8.3 from overflow page			
08.399. Totals (Lines 08.301 through 08.303 plus 08.398) (Line 8.3 above)	26,140,266		5,459,635
2701. Canada Life Re Risk Charges	2,833,751		934,185
2702.			
2703.			
2798. Summary of remaining write-ins for Line 27 from overflow page			
2799. Totals (Lines 2701 through 2703 plus 2798)(Line 27 above)	2,833,751		934,185
5301. XOL	716,989,930		934,185,129
5302.			
5303.			
5398. Summary of remaining write-ins for Line 53 from overflow page			
5399. Totals (Lines 5301 through 5303 plus 5398)(Line 53 above)	716,989,930		934,185,129

STATEMENT AS OF JUNE 30, 2024 OF THE AEL Re Vermont II, Inc

CASH FLOW

	1 Current Year To Date	2 Prior Year To Date	3 Prior Year Ended December 31
Cash from Operations			
1. Premiums collected net of reinsurance	229,709,732		457,452,034
2. Net investment income	26,567,319		5,495,809
3. Miscellaneous income			
4. Total (Lines 1 to 3)	256,277,051		462,947,843
5. Benefit and loss related payments			
6. Net transfers to Separate Accounts, Segregated Accounts and Protected Cell Accounts			
7. Commissions, expenses paid and aggregate write-ins for deductions	3,694,909		464,152,982
8. Dividends paid to policyholders			
9. Federal and foreign income taxes paid (recovered) net of \$ tax on capital gains (losses)			
10. Total (Lines 5 through 9)	3,694,909		464,152,982
11. Net cash from operations (Line 4 minus Line 10)	252,582,142		(1,205,139)
Cash from Investments			
12. Proceeds from investments sold, matured or repaid:			
12.1 Bonds			
12.2 Stocks			
12.3 Mortgage loans			
12.4 Real estate			
12.5 Other invested assets			
12.6 Net gains or (losses) on cash, cash equivalents and short-term investments			
12.7 Miscellaneous proceeds	4,738,970		
12.8 Total investment proceeds (Lines 12.1 to 12.7)	4,738,970		
13. Cost of investments acquired (long-term only):			
13.1 Bonds	1,677,965		
13.2 Stocks			
13.3 Mortgage loans			
13.4 Real estate			
13.5 Other invested assets	3,744,461		
13.6 Miscellaneous applications			
13.7 Total investments acquired (Lines 13.1 to 13.6)	5,422,426		
14. Net increase (or decrease) in contract loans and premium notes			
15. Net cash from investments (Line 12.8 minus Line 13.7 and Line 14)	(683,456)		
Cash from Financing and Miscellaneous Sources			
16. Cash provided (applied):			
16.1 Surplus notes, capital notes			
16.2 Capital and paid in surplus, less treasury stock	10,000,000		20,000,000
16.3 Borrowed funds			
16.4 Net deposits on deposit-type contracts and other insurance liabilities			
16.5 Dividends to stockholders			
16.6 Other cash provided (applied)	(259,772,427)		1,240,946
17. Net cash from financing and miscellaneous sources (Line 16.1 through Line 16.4 minus Line 16.5 plus Line 16.6)	(249,772,427)		21,240,946
RECONCILIATION OF CASH, CASH EQUIVALENTS AND SHORT-TERM INVESTMENTS			
18. Net change in cash, cash equivalents and short-term investments (Line 11, plus Lines 15 and 17)	2,126,259		20,035,807
19. Cash, cash equivalents and short-term investments:			
19.1 Beginning of year	20,035,807		
19.2 End of period (Line 18 plus Line 19.1)	22,162,066		20,035,807

Note: Supplemental disclosures of cash flow information for non-cash transactions:

--	--	--	--

EXHIBIT 1

DIRECT PREMIUMS AND DEPOSIT-TYPE CONTRACTS

	1 Current Year To Date	2 Prior Year To Date	3 Prior Year Ended December 31
1. Individual life			
2. Group life			
3. Individual annuities			
4. Group annuities			
5. Accident & health			
6. Fraternal			
7. Other lines of business			
8. Subtotal (Lines 1 through 7)			
9. Deposit-type contracts			
10. Total (Lines 8 and 9)			

NONE

NOTES TO FINANCIAL STATEMENTS

NOTE 1 Summary of Significant Accounting Policies and Going Concern
A. Accounting Practices

	SSAP #	F/S Page	F/S Line #	June 30, 2024	December 31, 2023
NET INCOME					
(1) State basis (Page 4, Line 35, Columns 1 & 3)	XXX	XXX	XXX	\$ (715,322,036)	\$ (935,390,267)
(2) State Prescribed Practices that are an increase/ (decrease) from NAIC SAP:					
(3) State Permitted Practices that are an increase/(decrease) from NAIC SAP:					
(4) NAIC SAP (1-2-3=4)	XXX	XXX	XXX	\$ (715,322,036)	\$ (935,390,267)
SURPLUS					
(5) State basis (Page 3, Line 38, Columns 1 & 2)	XXX	XXX	XXX	\$ 30,378,001	\$ 18,794,862
(6) State Prescribed Practices that are an increase/(decrease) from NAIC SAP:					
(7) State Permitted Practices that are an increase/(decrease) from NAIC SAP: XOL Asset					
	61R	2	2501	\$ 1,651,175,061	\$ 934,185,129
(8) NAIC SAP (5-6-7=8)	XXX	XXX	XXX	\$ (1,620,797,060)	\$ (915,390,267)

B. Use of Estimates in the Preparation of the Financial Statements

No significant changes have occurred in disclosure from December 31, 2023

C. Accounting Policy

No significant changes have occurred in disclosure from December 31, 2023

D. Going Concern

The Company's management has evaluated its ability to continue as a going concern and does not have any substantial doubt the entity will continue as a going concern.

NOTE 2 Accounting Changes and Corrections of Errors

No significant changes have occurred in disclosure from December 31, 2023.

NOTE 3 Business Combinations and Goodwill

No significant changes have occurred in disclosure from December 31, 2023

NOTE 4 Discontinued Operations

No significant changes have occurred in disclosure from December 31, 2023.

NOTE 5 Investments
A. Mortgage Loans, including Mezzanine Real Estate Loans

No significant changes have occurred in disclosure from December 31, 2023

B. Debt Restructuring

No significant changes have occurred in disclosure from December 31, 2023

C. Reverse Mortgages

No significant changes have occurred in disclosure from December 31, 2023

D. Loan-Backed Securities

(1) Prepayment assumptions for loan-backed securities were obtained from third party rating agencies and/or third party loan servicers.

(2) For the six months ended June 30, 2024, the Company recognized other than temporary impairments ("OTTI") on the basis of intent to sell and on the basis of the inability or lack of intent to retain the investment in the security for a period of time sufficient enough to cover the amortized cost basis.

(3) The following table lists the loan-backed securities held by the Company at June 30, 2024, for which the present value of cash flows expected to be collected was less than amortized cost, and as a result, OTTI was recorded during the six months ended June 30, 2024.

(4)

a) The aggregate amount of unrealized losses:

1. Less than 12 Months

\$ -

2. 12 Months or Longer

\$ -

b) The aggregate related fair value of securities with unrealized losses:

1. Less than 12 Months

\$ -

2. 12 Months or Longer

\$ -

(5) At June 30, 2024, the Company had no exposure to subprime loan-backed securities. Substantially, all of the owned securities are in the highest rate tranche of the pool in which they are structured and are not subordinated to any other tranche.

E. Dollar Repurchase Agreements and/or Securities Lending Transactions

No significant changes have occurred in disclosure from December 31, 2023

NOTES TO FINANCIAL STATEMENTS

F. Repurchase Agreements Transactions Accounted for as Secured Borrowing

The Company did not have any purchase agreements transactions accounted for as secured borrowing as of June 30, 2024.

G. Reverse Repurchase Agreements Transactions Accounted for as Secured Borrowing

The Company did not have any reverse repurchase agreements transactions accounted for as secured borrowing as of June 30, 2024.

H. Repurchase Agreements Transactions Accounted for as a Sale

The Company did not have any repurchase agreements transactions accounted for as a sale as of June 30, 2024.

I. Reverse Repurchase Agreements Transactions Accounted for as a Sale

The Company did not have any reverse repurchase agreements transactions accounted for as a sale as of June 30, 2024.

J. Real Estate

The Company did not have any investments in real estate as of June 30, 2024.

K. Low Income Housing tax Credits (LIHTC)

The Company did not have any investments in low-income housing tax credits as of June 30, 2024.

L. Restricted Assets

No significant changes have occurred in disclosure from December 31, 2023

M. Working Capital Finance Investments

The Company did not have any working capital finance investments as of June 30, 2024.

N. Offsetting and Netting of Assets and Liabilities

The Company did not have any offsetting and netting of assets and liabilities as of June 30, 2024.

O. 5G Securities

The Company did not have any investments in 5G securities as of June 30, 2024.

P. Short Sales

The Company did not have unsettled and settled short sale transactions outstanding as of June 30, 2024.

Q. Prepayment Penalty and Acceleration Fees

The Company did not have any prepayment penalty and acceleration fees as of June 30, 2024.

R. Reporting Entity's Share of Cash Pool by Asset Type

The Company did not have any cash pooling arrangements as of June 30, 2024.

NOTE 6 Joint Ventures, Partnerships and Limited Liability Companies

No significant changes have occurred in disclosure from December 31, 2023.

NOTE 7 Investment Income

No significant changes have occurred in disclosure from December 31, 2023.

NOTE 8 Derivative Instruments

No significant changes have occurred in disclosure from December 31, 2023.

NOTES TO FINANCIAL STATEMENTS

NOTE 9 Income Taxes

- A. No significant changes have occurred in disclosure from December 31, 2023.
- B. No significant changes have occurred in disclosure from December 31, 2023.
- C. Current income taxes incurred consist of the following major components:

	(1) As of End of Current Period	(2) 12/31/2023	(3) (Col. 1 - 2) Change
1. Current Income Tax			
(a) Federal	1	-	1
(b) Foreign		-	-
(c) Subtotal (1a+1b)	1	-	1
(d) Federal income tax on net capital gains	(1)	-	(1)
(e) Utilization of capital loss carry-forwards		-	-
(f) Other		-	-
(g) Federal and foreign income taxes incurred (1c+1d+1e+1f)	-	-	-
2. Deferred Tax Assets:			
(a) Ordinary:			
(1) Discounting of unpaid losses		-	-
(2) Unearned premium reserve		-	-
(3) Policyholder reserves	31,614,185	17,209,592	14,404,593
(4) Investments		-	-
(5) Deferred acquisition costs		-	-
(6) Policyholder dividends accrual		-	-
(7) Fixed assets		-	-
(8) Compensation and benefits accrual		-	-
(9) Pension accrual		-	-
(10) Receivables - nonadmitted		-	-
(11) Net operating loss carry-forward	316,484,815	179,222,364	137,262,451
(12) Tax credit carry-forward		-	-
(13) Other		-	-
(99) Subtotal (sum of 2a1 through 2a13)	348,099,000	196,431,956	151,667,044
(b) Statutory valuation allowance adjustment	348,098,404	196,431,956	151,666,448
(c) Nonadmitted		-	-
(d) Admitted ordinary deferred tax assets (2a99 - 2b - 2c)	596	-	596
(e) Capital:			
(1) Investments		-	-
(2) Net capital loss carry-forward		-	-
(3) Real estate		-	-
(4) Other		-	-
(99) Subtotal (2e1+2e2+2e3+2e4)	-	-	-
(f) Statutory valuation allowance adjustment		-	-
(g) Nonadmitted		-	-
(h) Admitted capital deferred tax assets (2e99 - 2f - 2g)	-	-	-
(i) Admitted deferred tax assets (2d + 2h)	596	-	596
3. Deferred Tax Liabilities:			
(a) Ordinary:			
(1) Investments		-	-
(2) Fixed assets		-	-
(3) Deferred and uncollected premium		-	-
(4) Policyholder reserves		-	-
(5) Other		-	-
(99) Subtotal (3a1+3a2+3a3+3a4+3a5)	-	-	-
(b) Capital:			
(1) Investments		-	-
(2) Real estate		-	-
(3) Other		-	-
(99) Subtotal (3b1+3b2+3b3)	-	-	-
(c) Deferred tax liabilities (3a99 + 3b99)	-	-	-
4. Net deferred tax assets/liabilities (2i - 3c)	596	-	596

- D. The Company's income tax expense differs from the amount obtained by applying the statutory rate of 21% to pretax income for the following reasons at June 30, 2024.

	Amounts	Effective Tax Rate (%)
Income Before Taxes	\$ (151,668,637)	21.00%
IMR	103	0.00%
Non-Deductible Expenses	2,087	0.00%
Statutory valuation allowance adjustment	151,666,448	-21.00%
Stock compensation	-	0.00%
Other	-	0.00%
Rate Differential	-	0.00%
Total	\$ -	0.00%
Federal income tax incurred	\$ -	0.00%
Change in net deferred income taxes	\$ -	0.00%
Total statutory income tax	\$ -	0.00%

- E. Operating Loss and Tax Credit and Protective Tax deposits.

No significant changes have occurred in disclosure from December 31, 2023.

NOTES TO FINANCIAL STATEMENTS

F. Consolidated Federal Income Tax Return

No significant changes have occurred in disclosure from December 31, 2023.

G. Federal or Foreign Federal Income Tax Loss Contingencies

No significant changes have occurred in disclosure from December 31, 2023.

H. Repatriation Transition Tax (RTT)

No significant changes have occurred in disclosure from December 31, 2023.

I. Alternative Minimum Tax (AMT) Credit

No significant changes have occurred in disclosure from December 31, 2023.

NOTE 10 Information Concerning Parent, Subsidiaries, Affiliates and Other Related Parties

Effective May 2, 2024, Brookfield Reinsurance Ltd., an exempted company limited by shares established under the laws of Bermuda ("Brookfield Reinsurance"), indirectly acquired 100% of the issued and outstanding shares of capital stock of American Equity Investment Life Holding Company ("AEL"), formerly a publicly traded Iowa corporation, by means of a merger transaction. Following the closing of the Merger Transaction, AEL was then re-domiciled from Iowa to Delaware and renamed American National Group Inc. ("ANGI"). ANGI continues to indirectly own 100% of the issued and outstanding share of the Registrants. Effective May 2, 2024, following the closing of the Merger Transaction, the Registrant and other members of the American Equity group joined the U.S. direct insurance segment of Brookfield Reinsurance's operations.

NOTE 11 Debt

A. No significant changes have occurred in disclosure from December 31, 2023.

B. FHLB (Federal Home Loan Bank) Agreements

The Company does not have any FHLB agreements for the six months ended June 30, 2024.

NOTE 12 Retirement Plans, Deferred Compensation, Postemployment Benefits and Compensated Absences and Other Postretirement Benefit Plans

A. Defined Benefit Plan

The Company does not participate in a defined benefit plan.

B-I. No significant changes have occurred in disclosure from December 31, 2023.

NOTE 13 Capital and Surplus, Dividend Restrictions and Quasi-Reorganizations

No significant changes have occurred in disclosure from December 31, 2023.

NOTE 14 Liabilities, Contingencies and Assessments

No significant changes have occurred in disclosure from December 31, 2023.

NOTE 15 Leases

No significant changes have occurred in disclosure from December 31, 2023.

NOTE 16 Information About Financial Instruments With Off-Balance Sheet Risk and Financial Instruments With Concentrations of Credit Risk

No significant changes have occurred in disclosure from December 31, 2023.

NOTE 17 Sale, Transfer and Servicing of Financial Assets and Extinguishments of Liabilities

A. Transfers of Receivables Reported as Sales

No significant changes have occurred in disclosure from December 31, 2023.

B. Transfer and Servicing of Financial Assets

The Company did not have any transactions surrounding the transfers and servicing of financial assets during the six months ended June 30, 2024,

C. Wash Sales

In the course of the Company's asset management, securities are sold and reacquired within 30 days of the sale date. During the six months ended June 30, 2024, the Company did not have an transactions qualifying as wash sales.

NOTE 18 Gain or Loss to the Reporting Entity from Uninsured Plans and the Uninsured Portion of Partially Insured Plans

No significant changes have occurred in disclosure from December 31, 2023.

NOTE 19 Direct Premium Written/Produced by Managing General Agents/Third Party Administrators

No significant changes have occurred in disclosure from December 31, 2023.

NOTE 20 Fair Value Measurements

A-B.. The Company has no financial assets or liabilities measured and reported at estimated fair value or net asset value ("NAV") at June 30, 2024.

NOTES TO FINANCIAL STATEMENTS

C. Aggregate fair value for all financial instruments and the level within the fair value hierarchy in which the fair value measurements in their entirety fall.

Type of Financial Instrument	Aggregate Fair Value	Admitted Assets	(Level 1)	(Level 2)	(Level 3)	Net Asset Value (NAV)	Not Practicable (Carrying Value)
Assets:							
Bonds	\$ 1,959,518	\$ 1,680,801			\$ 1,959,518		
Other invested assets	\$ 3,744,461	\$ 3,744,461			\$ 3,744,461		
Cash and cash equivalents	\$ 22,162,066	\$ 22,162,066	\$ 22,162,066				
Liabilities:							
Policy benefit reserves	\$ 2,095,086,887	\$ 2,095,086,887			\$ 2,095,086,887		

D. The Company does not have any assets where it is not practicable to estimate fair value as of June 30, 2024.

E. The Company does not have any assets measured using the NAV practical expedient as of June 30, 2024.

NOTE 21 Other Items

No significant changes have occurred in disclosure from December 31, 2023.

NOTE 22 Events Subsequent

Type I – Recognized Subsequent Events:

Subsequent events have been considered through July 25, 2024, and there are no subsequent events to report.

Type II – Nonrecognized Subsequent Events:

Subsequent events have been considered through July 25, 2024, and there are no subsequent events to report.

NOTE 23 Reinsurance

A-D. No change in disclosure from December 31, 2023.

E- F. Effective October 1, 2023, the Company entered into a coinsurance funds withheld treaty with American Equity Life Under which the Company is assuming 100% of the risk associated with both an in-force block and a flow block. Flow business will be reinsured through December 31, 2025, subject to a limit. The Company will assume the Lifetime Income Benefit Rider ("LIBR") claim payments greater than the income account value ("IAV") for underlying contracts of certain of its FIA policies. All of the policies subject to the treaty reserve require the policyholder to pay a fee for the option to exercise the LIBR benefit.

The difference between the statutory-basis reserves assumed and the initial Funds Withheld Account ("FWA") will be financed through an excess of loss XOL treaty between the Company and Canada Life Reinsurance ("CLRe") whereby CLRe will pay 100% of LIBR claims after exhaustion of the IAV and the FWA. Effective October 1, 2023, the XOL coverage will be the 20th anniversary of the effective date (October 1, 2043) with extension of up to the 25th anniversary of the effective date (October 1, 2048) subject to the XOL limit defined in the treaty. The Company has obtained a permitted practice from the Vermont Department of Financial Regulation to treat the XOL agreement as an admitted asset.

The Company considered the guidance in NAIC Statement of Statutory Accounting Principles 61R, Life and Health Reinsurance ("SSAP 61R"), Appendix A-791 Life and Health Reinsurance Agreements ("Appendix A-791") and Issue Paper 74 in evaluating whether a transfer of risk has occurred with respect to the XOL treaty. The XOL treaty is considered a stop loss or non-proportional reinsurance agreement. SSAP 61R requires the contract terms to be evaluated to assess

NOTE 24 Retrospectively Rated Contracts & Contracts Subject to Redetermination

A-D. No significant changes have occurred to disclosure from December 31, 2023.

E. Risk Sharing Provisions of the Affordable Care Act

(1) Did the reporting entity write accident and health insurance premium which is subject to the Affordable Care Act risk sharing provisions (YES/NO)?

Yes [] No [X]

NOTE 25 Change in Incurred Losses and Loss Adjustment Expenses

The Company did not have any changes in incurred losses attributable to insured events of prior years as of June 30, 2024.

NOTE 26 Intercompany Pooling Arrangements

No significant changes have occurred in disclosure from December 31, 2023.

NOTE 27 Structured Settlements

No significant changes have occurred in disclosure from December 31, 2023.

NOTE 28 Health Care Receivables

No significant changes have occurred in disclosure from December 31, 2023.

NOTE 29 Participating Policies

No significant changes have occurred in disclosure from December 31, 2023.

NOTE 30 Premium Deficiency Reserves

No significant changes have occurred in disclosure from December 31, 2023.

NOTE 31 Reserves for Life Contracts and Annuity Contracts

No significant changes have occurred in disclosure from December 31, 2023.

NOTES TO FINANCIAL STATEMENTS

NOTE 32 Analysis of Annuity Actuarial Reserves and Deposit Type Contract Liabilities by Withdrawal Characteristics
A. INDIVIDUAL ANNUITIES:

	General Account	Separate Account with Guarantees	Separate Account Nonguaranteed	Total	% of Total
(1) Subject to discretionary withdrawal:					
a. With market value adjustment	\$ 2,094,232,736			\$ 2,094,232,736	100.00%
b. At book value less current surrender charge of 5% or more	\$ 148,350	\$ -	\$ -	\$ 148,350	0.00%
c. At fair value	\$ -	\$ -	\$ -	\$ -	
d. Total with market value adjustment or at fair value (total of a through c)	\$ 2,094,381,086	\$ -	\$ -	\$ 2,094,381,086	100.00%
e. At book value without adjustment (minimal or no charge or adjustment)	\$ 705,801	\$ -	\$ -	\$ 705,801	0.00%
(2) Not subject to discretionary withdrawal	\$ -	\$ -	\$ -	\$ -	
(3) Total (gross: direct + assumed)	\$ 2,095,086,887	\$ -	\$ -	\$ 2,095,086,887	100.00%
(4) Reinsurance ceded	\$ -	\$ -	\$ -	\$ -	
(5) Total (net)* (3) - (4)	<u>\$ 2,095,086,887</u>	<u>\$ -</u>	<u>\$ -</u>	<u>\$ 2,095,086,887</u>	

(6) Amount included in A(1)b above that will move to A(1)e for the first time within the year after the statement date:

	\$ -	\$ -	\$ -	\$ -	\$ -
--	------	------	------	------	------

* Reconciliation of total annuity actuarial reserves and deposit fund liabilities.

B. GROUP ANNUITIES:

The Company did not have any group annuities as of June 30, 2024.

C. DEPOSIT-TYPE CONTRACTS (no life contingencies):

The Company did not have any deposit-type contracts as of June 30, 2024

D. Life & Accident & Health Annual Statement:

	Amount
(1) Exhibit 5, Annuities Section, Total (net)	\$ 2,095,086,887
(2) Exhibit 5, Supplementary Contracts with Life Contingencies Section, Total (net)	\$ -
(3) Exhibit 7, Deposit-Type Contracts, Line 14, Column 1	\$ -
(4) Subtotal (1+2+3)	<u>\$ 2,095,086,887</u>
Separate Accounts Annual Statement:	
(5) Exhibit 3, Line 0299999, Column 2	\$ -
(6) Exhibit 3, Line 0399999, Column 2	\$ -
(7) Policyholder dividend and coupon accumulations	\$ -
(8) Policyholder premiums	\$ -
(9) Guaranteed interest contracts	\$ -
(10) Other contract deposit funds	\$ -
(11) Subtotal (5+6+7+8+9+10)	\$ -
(12) Combined Total (4+11)	<u>\$ 2,095,086,887</u>

NOTE 33 Analysis of Life Actuarial Reserves by Withdrawal Characteristics

No significant changes have occurred in disclosure from December 31, 2023.

NOTE 34 Premium & Annuity Considerations Deferred and Uncollected

No significant changes have occurred in disclosure from December 31, 2023.

NOTE 35 Separate Accounts

No significant changes have occurred in disclosure from December 31, 2023.

NOTE 36 Loss/Claim Adjustment Expenses

No significant changes have occurred in disclosure from December 31, 2023.

GENERAL INTERROGATORIES

PART 1 - COMMON INTERROGATORIES

GENERAL

- 1.1 Did the reporting entity experience any material transactions requiring the filing of Disclosure of Material Transactions with the State of Domicile, as required by the Model Act? Yes [] No [X]
- 1.2 If yes, has the report been filed with the domiciliary state? Yes [] No []
- 2.1 Has any change been made during the year of this statement in the charter, by-laws, articles of incorporation, or deed of settlement of the reporting entity? Yes [] No [X]
- 2.2 If yes, date of change: _____
- 3.1 Is the reporting entity a member of an Insurance Holding Company System consisting of two or more affiliated persons, one or more of which is an insurer? Yes [X] No []
If yes, complete Schedule Y, Parts 1 and 1A.
- 3.2 Have there been any substantial changes in the organizational chart since the prior quarter end? Yes [X] No []
- 3.3 If the response to 3.2 is yes, provide a brief description of those changes.
Parent company American Equity Investment Life Holding Company was acquired by Brookfield Reinsurance Ltd. on May 2, 2024, then subsequently merged with the American National Group, LLC under the new name of American National Group Inc.
- 3.4 Is the reporting entity publicly traded or a member of a publicly traded group? Yes [X] No []
- 3.5 If the response to 3.4 is yes, provide the CIK (Central Index Key) code issued by the SEC for the entity/group. 0001039828
- 4.1 Has the reporting entity been a party to a merger or consolidation during the period covered by this statement? Yes [] No [X]
- 4.2 If yes, provide the name of the entity, NAIC Company Code, and state of domicile (use two letter state abbreviation) for any entity that has ceased to exist as a result of the merger or consolidation.

1 Name of Entity	2 NAIC Company Code	3 State of Domicile

5. If the reporting entity is subject to a management agreement, including third-party administrator(s), managing general agent(s), attorney-in-fact, or similar agreement, have there been any significant changes regarding the terms of the agreement or principals involved? Yes [] No [] N/A [X]
If yes, attach an explanation.
.....
- 6.1 State as of what date the latest financial examination of the reporting entity was made or is being made. _____
- 6.2 State the as of date that the latest financial examination report became available from either the state of domicile or the reporting entity. This date should be the date of the examined balance sheet and not the date the report was completed or released. _____
- 6.3 State as of what date the latest financial examination report became available to other states or the public from either the state of domicile or the reporting entity. This is the release date or completion date of the examination report and not the date of the examination (balance sheet date). _____
- 6.4 By what department or departments?
.....
- 6.5 Have all financial statement adjustments within the latest financial examination report been accounted for in a subsequent financial statement filed with Departments? Yes [] No [] N/A [X]
- 6.6 Have all of the recommendations within the latest financial examination report been complied with? Yes [] No [] N/A [X]
- 7.1 Has this reporting entity had any Certificates of Authority, licenses or registrations (including corporate registration, if applicable) suspended or revoked by any governmental entity during the reporting period? Yes [] No [X]
- 7.2 If yes, give full information:
.....
- 8.1 Is the company a subsidiary of a bank holding company regulated by the Federal Reserve Board? Yes [] No [X]
- 8.2 If response to 8.1 is yes, please identify the name of the bank holding company.
.....
- 8.3 Is the company affiliated with one or more banks, thrifts or securities firms? Yes [] No [X]
- 8.4 If response to 8.3 is yes, please provide below the names and location (city and state of the main office) of any affiliates regulated by a federal regulatory services agency [i.e. the Federal Reserve Board (FRB), the Office of the Comptroller of the Currency (OCC), the Federal Deposit Insurance Corporation (FDIC) and the Securities Exchange Commission (SEC)] and identify the affiliate's primary federal regulator.

1 Affiliate Name	2 Location (City, State)	3 FRB	4 OCC	5 FDIC	6 SEC

STATEMENT AS OF JUNE 30, 2024 OF THE AEL Re Vermont II, Inc

GENERAL INTERROGATORIES

- 9.1 Are the senior officers (principal executive officer, principal financial officer, principal accounting officer or controller, or persons performing similar functions) of the reporting entity subject to a code of ethics, which includes the following standards? Yes [X] No []
- (a) Honest and ethical conduct, including the ethical handling of actual or apparent conflicts of interest between personal and professional relationships;
- (b) Full, fair, accurate, timely and understandable disclosure in the periodic reports required to be filed by the reporting entity;
- (c) Compliance with applicable governmental laws, rules and regulations;
- (d) The prompt internal reporting of violations to an appropriate person or persons identified in the code; and
- (e) Accountability for adherence to the code.
- 9.11 If the response to 9.1 is No, please explain:
- 9.2 Has the code of ethics for senior managers been amended? Yes [] No [X]
- 9.21 If the response to 9.2 is Yes, provide information related to amendment(s).
- 9.3 Have any provisions of the code of ethics been waived for any of the specified officers? Yes [] No [X]
- 9.31 If the response to 9.3 is Yes, provide the nature of any waiver(s).

FINANCIAL

- 10.1 Does the reporting entity report any amounts due from parent, subsidiaries or affiliates on Page 2 of this statement? Yes [X] No []
- 10.2 If yes, indicate any amounts receivable from parent included in the Page 2 amount: \$ 4,480,893

INVESTMENT

- 11.1 Were any of the stocks, bonds, or other assets of the reporting entity loaned, placed under option agreement, or otherwise made available for use by another person? (Exclude securities under securities lending agreements.) Yes [] No [X]
- 11.2 If yes, give full and complete information relating thereto:
12. Amount of real estate and mortgages held in other invested assets in Schedule BA: \$
13. Amount of real estate and mortgages held in short-term investments: \$
- 14.1 Does the reporting entity have any investments in parent, subsidiaries and affiliates? Yes [] No [X]
- 14.2 If yes, please complete the following:
- | | 1 | 2 |
|---|---|--|
| | Prior Year-End
Book/Adjusted
Carrying Value | Current Quarter
Book/Adjusted
Carrying Value |
| 14.21 Bonds | \$ | \$ |
| 14.22 Preferred Stock | \$ | \$ |
| 14.23 Common Stock | \$ | \$ |
| 14.24 Short-Term Investments | \$ | \$ |
| 14.25 Mortgage Loans on Real Estate | \$ | \$ |
| 14.26 All Other | \$ | \$ |
| 14.27 Total Investment in Parent, Subsidiaries and Affiliates (Subtotal Lines 14.21 to 14.26) | \$ | \$ |
| 14.28 Total Investment in Parent included in Lines 14.21 to 14.26 above | \$ | \$ |
- 15.1 Has the reporting entity entered into any hedging transactions reported on Schedule DB? Yes [] No [X]
- 15.2 If yes, has a comprehensive description of the hedging program been made available to the domiciliary state? Yes [] No [] N/A [X]
If no, attach a description with this statement.
16. For the reporting entity's security lending program, state the amount of the following as of the current statement date:
- 16.1 Total fair value of reinvested collateral assets reported on Schedule DL, Parts 1 and 2. \$
- 16.2 Total book/adjusted carrying value of reinvested collateral assets reported on Schedule DL, Parts 1 and 2 \$
- 16.3 Total payable for securities lending reported on the liability page. \$

GENERAL INTERROGATORIES

17. Excluding items in Schedule E - Part 3 - Special Deposits, real estate, mortgage loans and investments held physically in the reporting entity's offices, vaults or safety deposit boxes, were all stocks, bonds and other securities, owned throughout the current year held pursuant to a custodial agreement with a qualified bank or trust company in accordance with Section 1, III - General Examination Considerations, F. Outsourcing of Critical Functions, Custodial or Safekeeping Agreements of the NAIC Financial Condition Examiners Handbook? Yes [] No []
- 17.1 For all agreements that comply with the requirements of the NAIC Financial Condition Examiners Handbook, complete the following:

1 Name of Custodian(s)	2 Custodian Address
State Street Bank & Trust	225 Liberty Street, 2 World Financial Center, New York, NY 12801

- 17.2 For all agreements that do not comply with the requirements of the NAIC Financial Condition Examiners Handbook, provide the name, location and a complete explanation:

1 Name(s)	2 Location(s)	3 Complete Explanation(s)

- 17.3 Have there been any changes, including name changes, in the custodian(s) identified in 17.1 during the current quarter? Yes [] No []

- 17.4 If yes, give full information relating thereto:

1 Old Custodian	2 New Custodian	3 Date of Change	4 Reason

- 17.5 Investment management – Identify all investment advisors, investment managers, broker/dealers, including individuals that have the authority to make investment decisions on behalf of the reporting entity. For assets that are managed internally by employees of the reporting entity, note as such. ["...that have access to the investment accounts"; "...handle securities"]

1 Name of Firm or Individual	2 Affiliation
AMERICAN EQUITY INVESTMENT LIFE HOLDING COMPANY	A.....
BROOKFIELD ASSET MANAGEMENT INSURANCE ADVISOR LLC	U.....
BROOKFIELD PUBLIC SECURITIES GROUP LLC	U.....
OAKTREE CAPITAL MANAGEMENT, L.P.	U.....
AMERICAN NATIONAL GROUP INC.	A.....

- 17.5097 For those firms/individuals listed in the table for Question 17.5, do any firms/individuals unaffiliated with the reporting entity (i.e. designated with a "U") manage more than 10% of the reporting entity's invested assets?..... Yes [] No []

- 17.5098 For firms/individuals unaffiliated with the reporting entity (i.e. designated with a "U") listed in the table for Question 17.5, does the total assets under management aggregate to more than 50% of the reporting entity's invested assets?..... Yes [] No []

- 17.6 For those firms or individuals listed in the table for 17.5 with an affiliation code of "A" (affiliated) or "U" (unaffiliated), provide the information for the table below.

1	2	3	4	5
Central Registration Depository Number	Name of Firm or Individual	Legal Entity Identifier (LEI)	Registered With	Investment Management Agreement (IMA) Filed
312792	AMERICAN EQUITY INVESTMENT LIFE HOLDING COMPANY	549300RK5RZQ740FPL83	DS.....
110497	BROOKFIELD ASSET MANAGEMENT INSURANCE ADVISOR LLC	254900H0HYXPY9MJ6D52	SEC #801-120634	NO.....
106793	BROOKFIELD PUBLIC SECURITIES GROUP LLC	1WRPHS0CNXS13QXAB332	SEC #801-34605	NO.....
.....	OAKTREE CAPITAL MANAGEMENT, L.P.	JOAJTQKQF9HIVVYTX5K56	SEC #801-48923	NO.....
.....	AMERICAN NATIONAL GROUP INC.	5493001RR05M591MY93	DS.....

- 18.1 Have all the filing requirements of the Purposes and Procedures Manual of the NAIC Investment Analysis Office been followed? Yes [] No []

- 18.2 If no, list exceptions:

19. By self-designating 5GI securities, the reporting entity is certifying the following elements for each self-designated 5GI security:

- a. Documentation necessary to permit a full credit analysis of the security does not exist or an NAIC CRP credit rating for an FE or PL security is not available.
- b. Issuer or obligor is current on all contracted interest and principal payments.
- c. The insurer has an actual expectation of ultimate payment of all contracted interest and principal.

- Has the reporting entity self-designated 5GI securities? Yes [] No []

20. By self-designating PLGI securities, the reporting entity is certifying the following elements of each self-designated PLGI security:

- a. The security was purchased prior to January 1, 2018.
- b. The reporting entity is holding capital commensurate with the NAIC Designation reported for the security.
- c. The NAIC Designation was derived from the credit rating assigned by an NAIC CRP in its legal capacity as a NRSRO which is shown on a current private letter rating held by the insurer and available for examination by state insurance regulators.
- d. The reporting entity is not permitted to share this credit rating of the PL security with the SVO.

- Has the reporting entity self-designated PLGI securities? Yes [] No []

21. By assigning FE to a Schedule BA non-registered private fund, the reporting entity is certifying the following elements of each self-designated FE fund:

- a. The shares were purchased prior to January 1, 2019.
- b. The reporting entity is holding capital commensurate with the NAIC Designation reported for the security.
- c. The security had a public credit rating(s) with annual surveillance assigned by an NAIC CRP in its legal capacity as an NRSRO prior to January 1, 2019.
- d. The fund only or predominantly holds bonds in its portfolio.
- e. The current reported NAIC Designation was derived from the public credit rating(s) with annual surveillance assigned by an NAIC CRP in its legal capacity as an NRSRO.
- f. The public credit rating(s) with annual surveillance assigned by an NAIC CRP has not lapsed.

- Has the reporting entity assigned FE to Schedule BA non-registered private funds that complied with the above criteria? Yes [] No []

GENERAL INTERROGATORIES

PART 2 - LIFE AND ACCIDENT AND HEALTH COMPANIES/FRATERNAL BENEFIT SOCIETIES

Life and Accident Health Companies/Fraternal Benefit Societies:

1. Report the statement value of mortgage loans at the end of this reporting period for the following categories: 1
Amount
- 1.1 Long-Term Mortgages In Good Standing
- 1.11 Farm Mortgages\$.....
- 1.12 Residential Mortgages\$.....
- 1.13 Commercial Mortgages\$.....
- 1.14 Total Mortgages in Good Standing\$.....
- 1.2 Long-Term Mortgages In Good Standing with Restructured Terms
- 1.21 Total Mortgages in Good Standing with Restructured Terms.....\$.....
- 1.3 Long-Term Mortgage Loans Upon which Interest is Overdue more than Three Months
- 1.31 Farm Mortgages\$.....
- 1.32 Residential Mortgages\$.....
- 1.33 Commercial Mortgages\$.....
- 1.34 Total Mortgages with Interest Overdue more than Three Months\$.....
- 1.4 Long-Term Mortgage Loans in Process of Foreclosure
- 1.41 Farm Mortgages\$.....
- 1.42 Residential Mortgages\$.....
- 1.43 Commercial Mortgages\$.....
- 1.44 Total Mortgages in Process of Foreclosure\$.....
- 1.5 Total Mortgage Loans (Lines 1.14 + 1.21 + 1.34 + 1.44) (Page 2, Column 3, Lines 3.1 + 3.2)\$.....
- 1.6 Long-Term Mortgages Foreclosed, Properties Transferred to Real Estate in Current Quarter
- 1.61 Farm Mortgages\$.....
- 1.62 Residential Mortgages\$.....
- 1.63 Commercial Mortgages\$.....
- 1.64 Total Mortgages Foreclosed and Transferred to Real Estate\$.....
2. Operating Percentages:
- 2.1 A&H loss percent %
- 2.2 A&H cost containment percent %
- 2.3 A&H expense percent excluding cost containment expenses %
- 3.1 Do you act as a custodian for health savings accounts? Yes [] No [X]
- 3.2 If yes, please provide the amount of custodial funds held as of the reporting date\$.....
- 3.3 Do you act as an administrator for health savings accounts? Yes [] No [X]
- 3.4 If yes, please provide the balance of the funds administered as of the reporting date\$.....
4. Is the reporting entity licensed or chartered, registered, qualified, eligible or writing business in at least two states? Yes [] No [X]
- 4.1 If no, does the reporting entity assume reinsurance business that covers risks residing in at least one state other than the state of domicile of the reporting entity? Yes [X] No []

Fraternal Benefit Societies Only:

- 5.1 In all cases where the reporting entity has assumed accident and health risks from another company, provisions should be made in this statement on account of such reinsurances for reserve equal to that which the original company would have been required to establish had it retained the risks. Has this been done? Yes [] No [] N/A [X]
- 5.2 If no, explain:
.....
- 6.1 Does the reporting entity have outstanding assessments in the form of liens against policy benefits that have increased surplus? Yes [] No []
- 6.2 If yes, what is the date(s) of the original lien and the total outstanding balance of liens that remain in surplus?

Date	Outstanding Lien Amount
.....

SCHEDULE S - CEDED REINSURANCE

Showing All New Reinsurance Treaties - Current Year to Date

1 NAIC Company Code	2 ID Number	3 Effective Date	4 Name of Reinsurer	5 Domiciliary Jurisdiction	6 Type of Reinsurance Ceded	7 Type of Business Ceded	8 Type of Reinsurer	9 Certified Reinsurer Rating (1 through 6)	10 Effective Date of Certified Reinsurer Rating
NONE									

STATEMENT AS OF JUNE 30, 2024 OF THE AEL Re Vermont II, Inc
SCHEDULE T - PREMIUMS AND ANNUITY CONSIDERATIONS

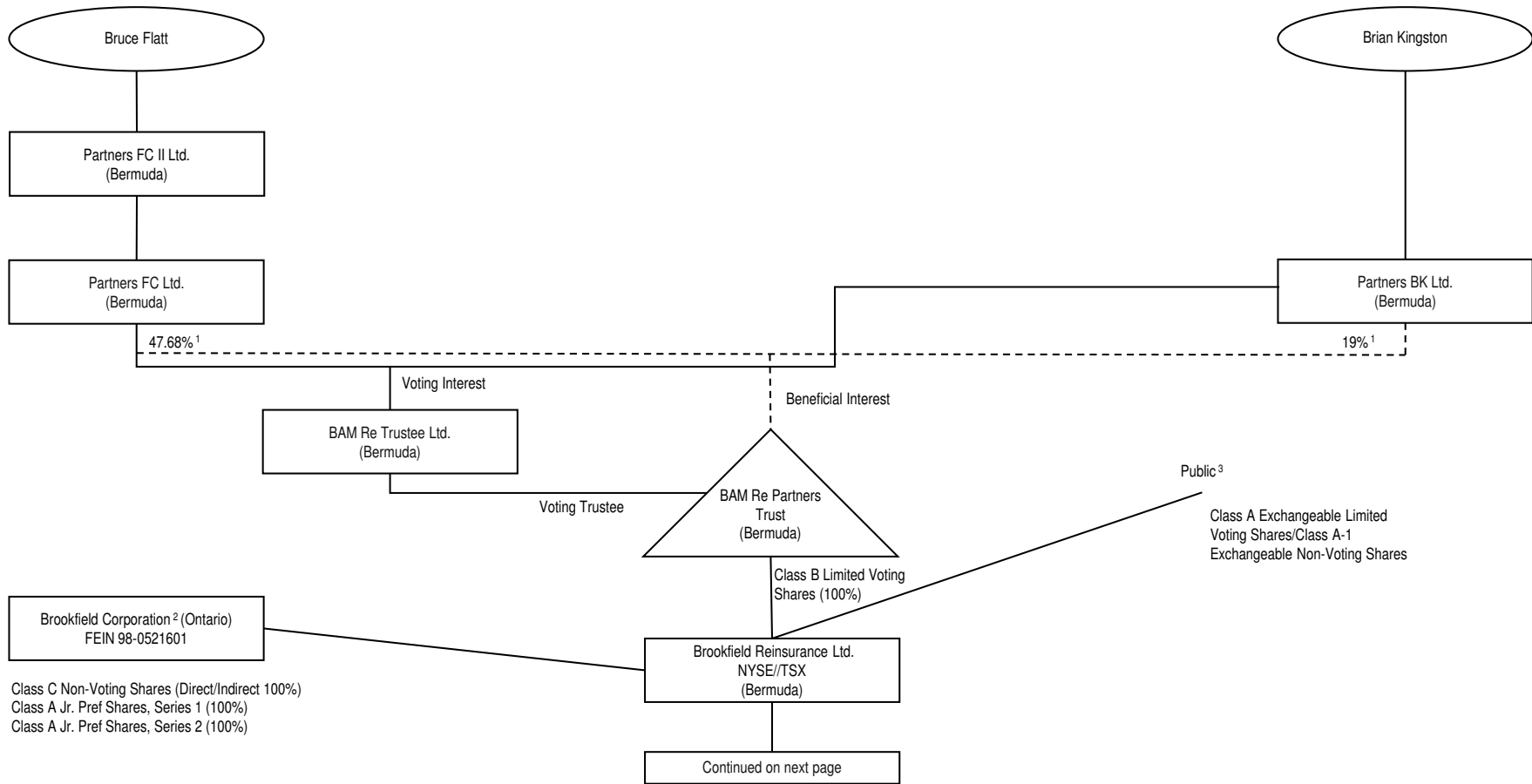
Current Year To Date - Allocated by States and Territories

States, Etc.	1	Life Contracts		Direct Business Only				
		Active Status (a)	2	3	4 Accident and Health Insurance Premiums, Including Policy, Membership and Other Fees	5 Other Considerations	6 Total Columns 2 Through 5	7 Deposit-Type Contracts
			Life Insurance Premiums	Annuity Considerations				
1. Alabama	AL	N						
2. Alaska	AK	N						
3. Arizona	AZ	N						
4. Arkansas	AR	N						
5. California	CA	N						
6. Colorado	CO	N						
7. Connecticut	CT	N						
8. Delaware	DE	N						
9. District of Columbia	DC	N						
10. Florida	FL	N						
11. Georgia	GA	N						
12. Hawaii	HI	N						
13. Idaho	ID	N						
14. Illinois	IL	N						
15. Indiana	IN	N						
16. Iowa	IA	N						
17. Kansas	KS	N						
18. Kentucky	KY	N						
19. Louisiana	LA	N						
20. Maine	ME	N						
21. Maryland	MD	N						
22. Massachusetts	MA	N						
23. Michigan	MI	N						
24. Minnesota	MN	N						
25. Mississippi	MS	N						
26. Missouri	MO	N						
27. Montana	MT	N						
28. Nebraska	NE	N						
29. Nevada	NV	N						
30. New Hampshire	NH	N						
31. New Jersey	NJ	N						
32. New Mexico	NM	N						
33. New York	NY	N						
34. North Carolina	NC	N						
35. North Dakota	ND	N						
36. Ohio	OH	N						
37. Oklahoma	OK	N						
38. Oregon	OR	N						
39. Pennsylvania	PA	N						
40. Rhode Island	RI	N						
41. South Carolina	SC	N						
42. South Dakota	SD	N						
43. Tennessee	TN	N						
44. Texas	TX	N						
45. Utah	UT	N						
46. Vermont	VT	L						
47. Virginia	VA	N						
48. Washington	WA	N						
49. West Virginia	WV	N						
50. Wisconsin	WI	N						
51. Wyoming	WY	N						
52. American Samoa	AS	N						
53. Guam	GU	N						
54. Puerto Rico	PR	N						
55. U.S. Virgin Islands	VI	N						
56. Northern Mariana Islands	MP	N						
57. Canada	CAN	N						
58. Aggregate Other Aliens	OT	XXX						
59. Subtotal		XXX						
90. Reporting entity contributions for employee benefits plans		XXX						
91. Dividends or refunds applied to purchase paid-up additions and annuities		XXX						
92. Dividends or refunds applied to shorten endowment or premium paying period		XXX						
93. Premium or annuity considerations waived under disability or other contract provisions		XXX						
94. Aggregate or other amounts not allocable by State		XXX						
95. Totals (Direct Business)		XXX						
96. Plus Reinsurance Assumed		XXX	229,709,732			229,709,732		
97. Totals (All Business)		XXX	229,709,732			229,709,732		
98. Less Reinsurance Ceded		XXX						
99. Totals (All Business) less Reinsurance Ceded		XXX	229,709,732			229,709,732		
DETAILS OF WRITE-INS								
58001.		XXX						
58002.		XXX						
58003.		XXX						
58998. Summary of remaining write-ins for Line 58 from overflow page		XXX						
58999. Totals (Lines 58001 through 58003 plus 58998)(Line 58 above)		XXX						
9401.		XXX						
9402.		XXX						
9403.		XXX						
9498. Summary of remaining write-ins for Line 94 from overflow page		XXX						
9499. Totals (Lines 9401 through 9403 plus 9498)(Line 94 above)		XXX						

(a) Active Status Counts:

- | | |
|--|---|
| 1. L - Licensed or Chartered - Licensed insurance carrier or domiciled RRG..... 1 | 4. Q - Qualified - Qualified or accredited reinsurer..... 1 |
| 2. R - Registered - Non-domiciled RRGs..... 1 | 5. N - None of the above - Not allowed to write business in the state..... 56 |
| 3. E - Eligible - Reporting entities eligible or approved to write surplus lines in the state..... | |

**SCHEDULE Y - INFORMATION CONCERNING ACTIVITIES OF INSURER MEMBERS OF A HOLDING COMPANY GROUP
PART 1 - ORGANIZATIONAL CHART AS OF 6/30/2024**



12

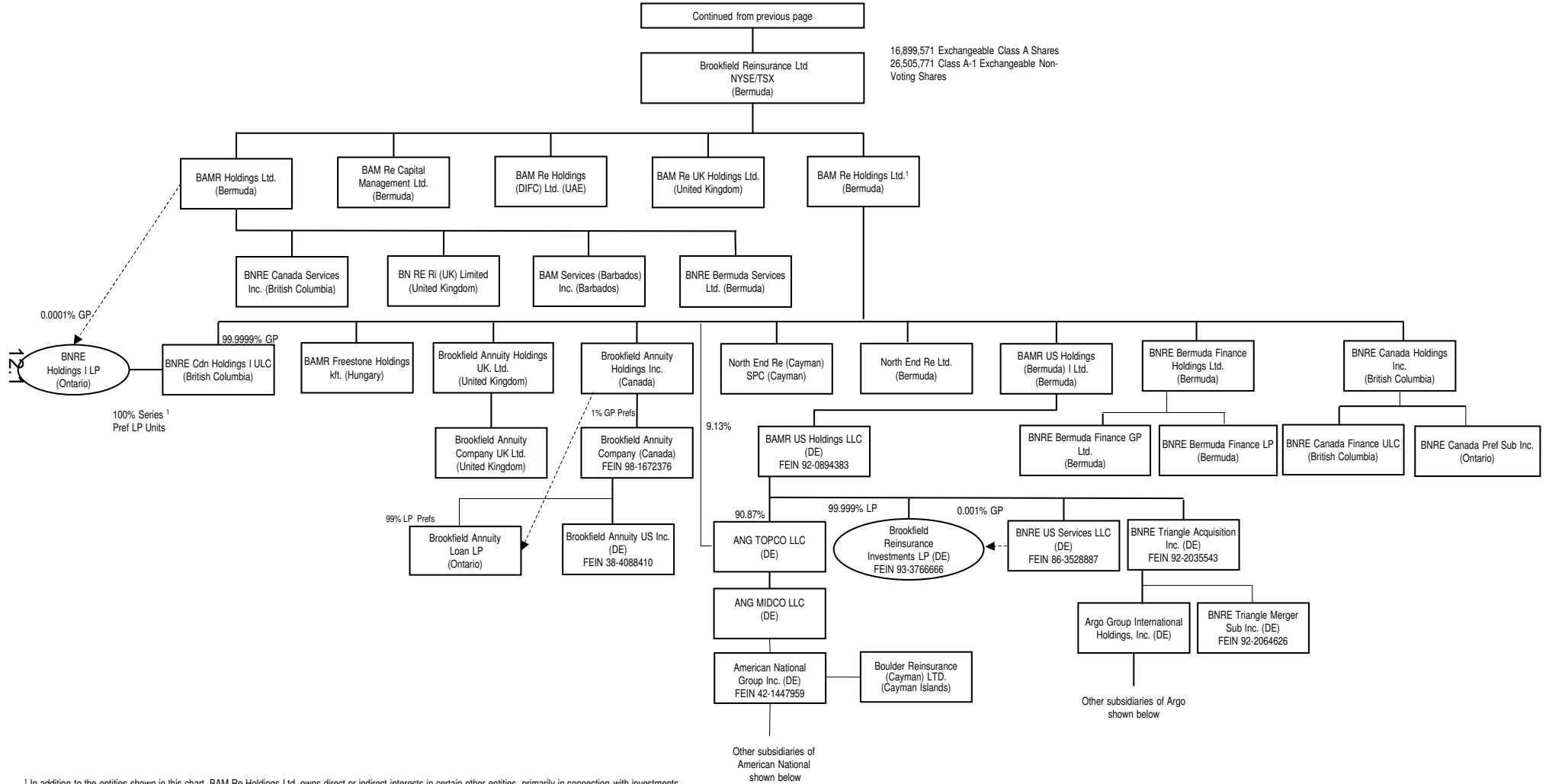
¹ This percentage represents both the percentage of beneficial interest in the BAM Re Partners Trust and the percentage of voting interest in BAM Re Trustee Ltd., which are the same percentage numbers. The remaining 33.32% beneficial interest in BAM Re Partners Trust and 33.32% voting interest in its trustee, BAM Re Trustee, is held through entities owned by (i) Sachin Shah (6.66%), (ii) Anuj Ranjan (6.66%) (iii) Connor Teskey (6.66%), (iv) Cyrus Madon (6.66%) and (v) Sam Pollock (6.66%).

² Pursuant to Commissioner's Order No. 2022-7321 (HCS No. 1130540), Brookfield Corporation is not a control person within the Registrants' holding company system, however Brookfield Corporation is included in this organizational chart due to certain commitments made by Brookfield Corporation in connection with its disclaimer of affiliation filing.

³ To the Company's knowledge based on filings made with the SEC as of the date hereof, Bruce Flatt is the only person holding 10% or more of the voting power of the Brookfield Reinsurance Ltd. Class A Shares

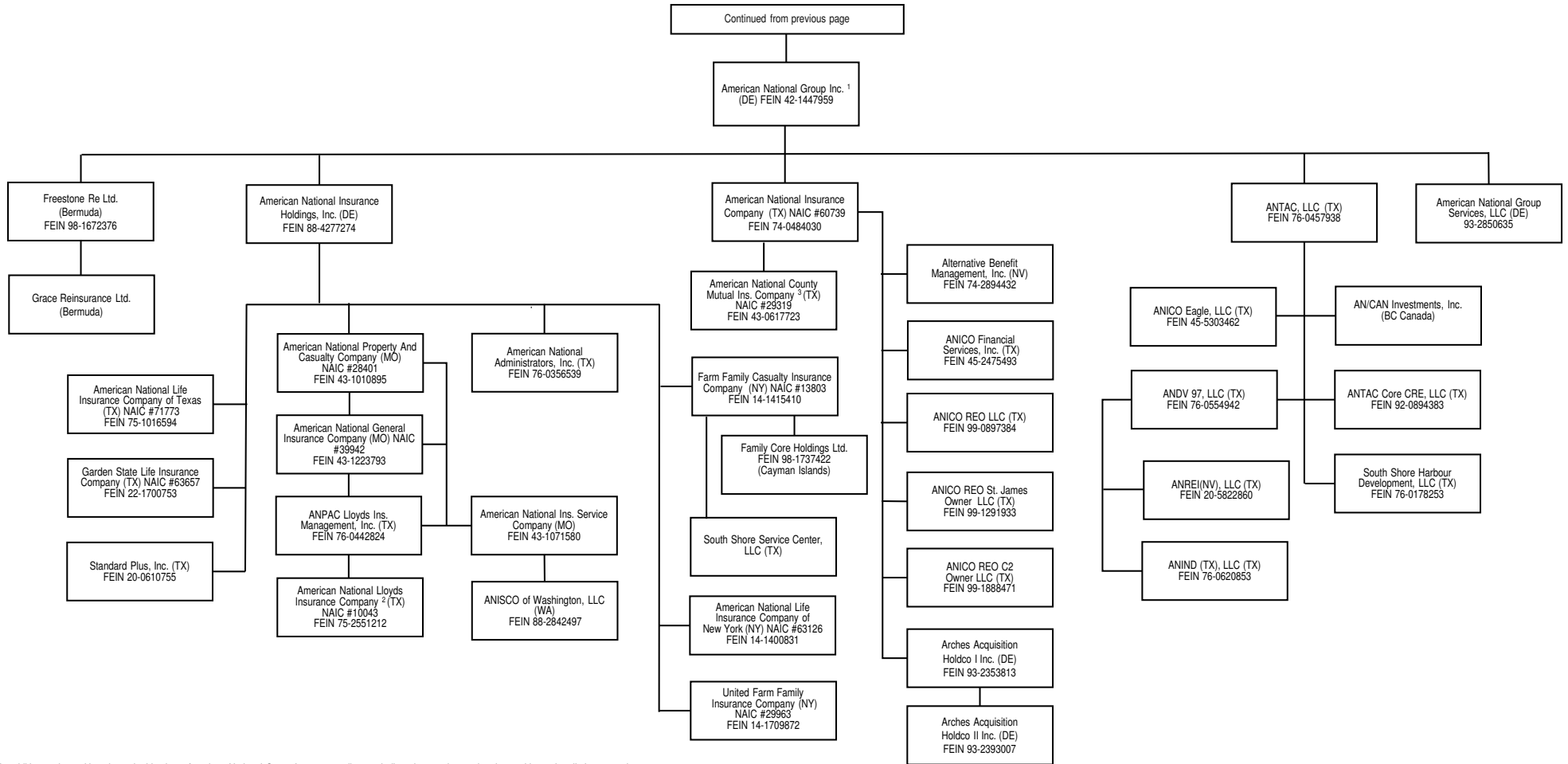
STATEMENT AS OF JUNE 30, 2024 OF THE AEL Re Vermont II, Inc

SCHEDULE Y - INFORMATION CONCERNING ACTIVITIES OF INSURER MEMBERS OF A HOLDING COMPANY GROUP
PART 1 - ORGANIZATIONAL CHART AS OF 6/30/2024



¹ In addition to the entities shown in this chart, BAM Re Holdings Ltd. owns direct or indirect interests in certain other entities, primarily in connection with investments.

**SCHEDULE Y - INFORMATION CONCERNING ACTIVITIES OF INSURER MEMBERS OF A HOLDING COMPANY GROUP
PART 1 - ORGANIZATIONAL CHART AS OF 6/30/2024**



12.2

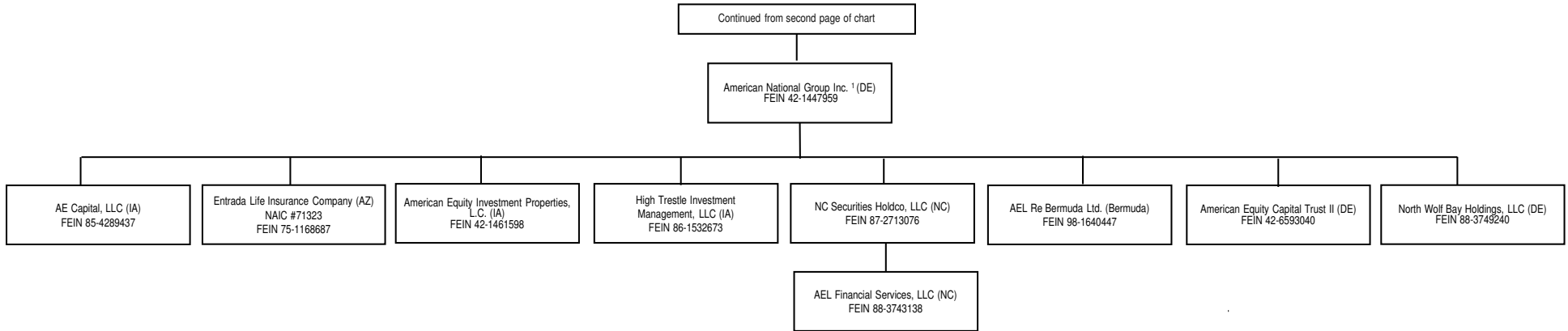
¹ In addition to the entities shown in this chart, American National Group Inc. owns a direct or indirect interest in certain other entities, primarily in connection with real estate and other investments.

² Not a subsidiary company, but managed by ANPAC Lloyds Insurance Management, Inc.

³ Not a subsidiary company but managed by American National Insurance Company.

Note: All subsidiaries are wholly owned, except as noted.

**SCHEDULE Y - INFORMATION CONCERNING ACTIVITIES OF INSURER MEMBERS OF A HOLDING COMPANY GROUP
PART 1 - ORGANIZATIONAL CHART AS OF 6/30/2024**

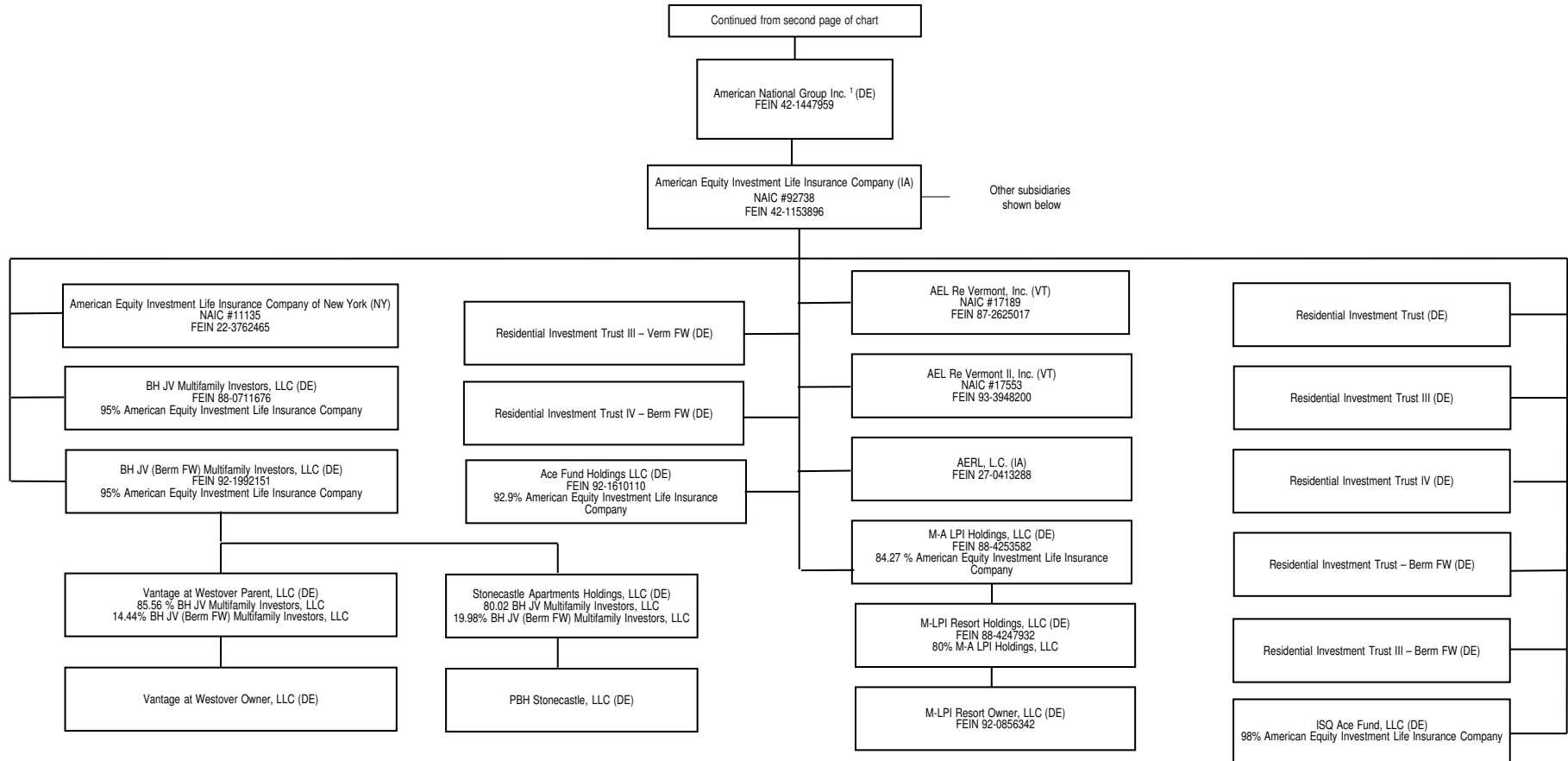


12.3

¹ In addition to the entities shown in this chart, American National Group Inc. owns a direct or indirect interest in certain other entities, primarily in connection with real estate and other investments.

Note: All subsidiaries are wholly owned, except as noted.

**SCHEDULE Y - INFORMATION CONCERNING ACTIVITIES OF INSURER MEMBERS OF A HOLDING COMPANY GROUP
PART 1 - ORGANIZATIONAL CHART AS OF 6/30/2024**

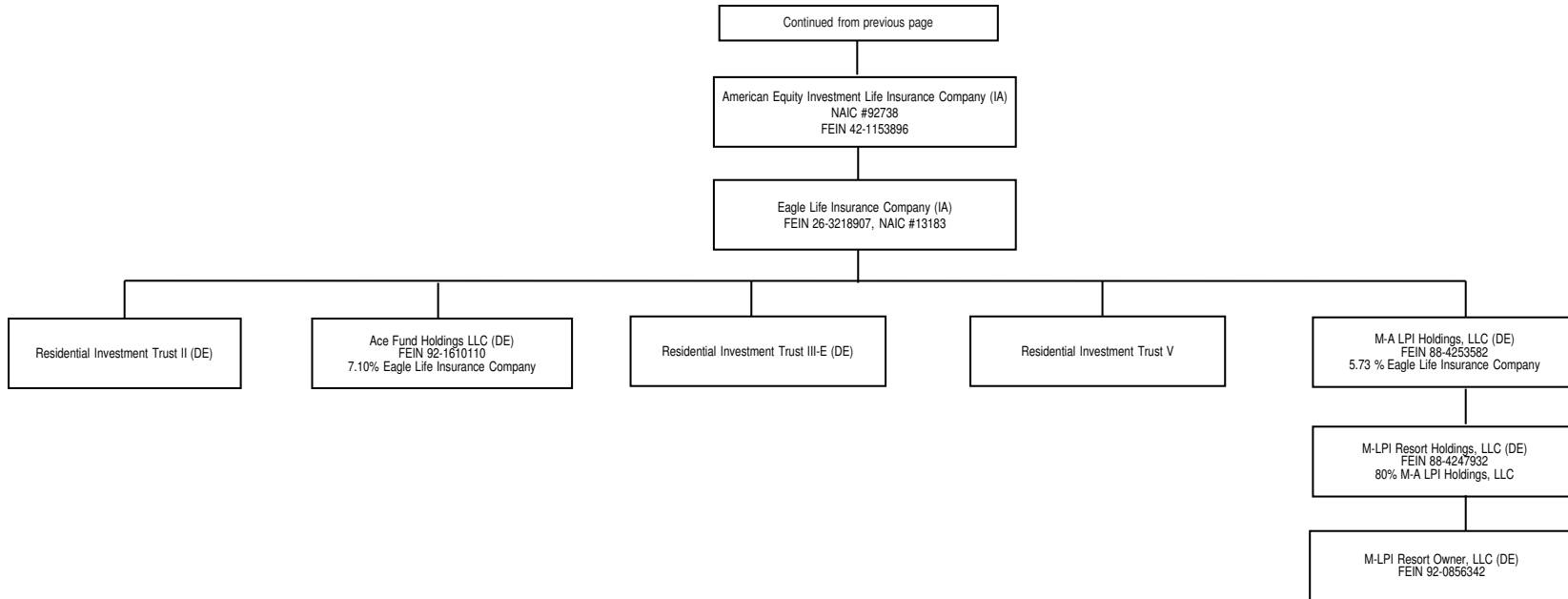


12.4

¹ In addition to the entities shown in this chart, American National Group Inc. owns a direct or indirect interest in certain other entities, primarily in connection with real estate and other investments.

Note: All subsidiaries are wholly owned, except as noted.

**SCHEDULE Y - INFORMATION CONCERNING ACTIVITIES OF INSURER MEMBERS OF A HOLDING COMPANY GROUP
PART 1 - ORGANIZATIONAL CHART AS OF 6/30/2024**

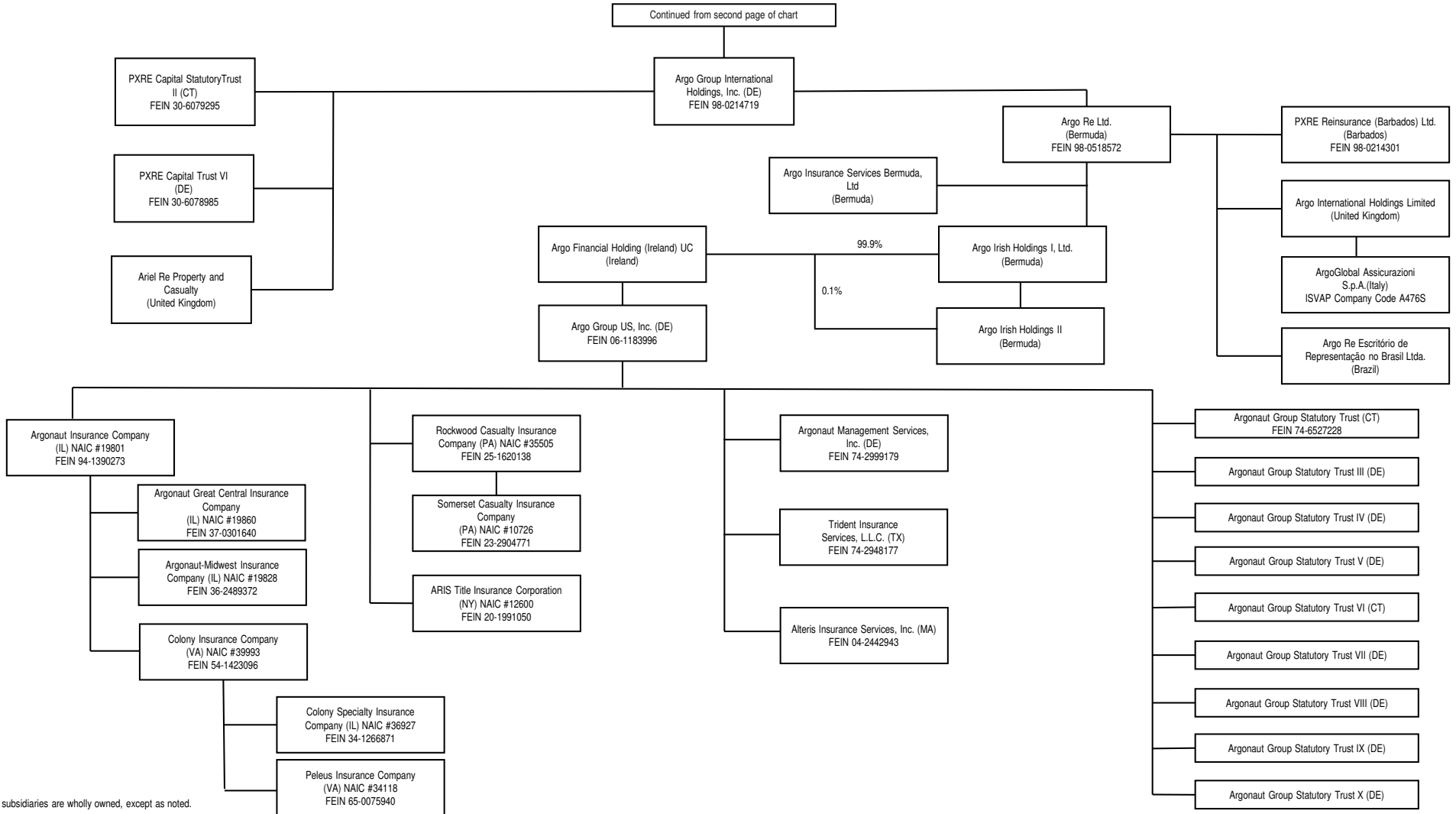


12.5

¹ In addition to the entities shown in this chart, American National Group Inc. owns a direct or indirect interest in certain other entities, primarily in connection with real estate and other investments.

Note: All subsidiaries are wholly owned, except as noted.

**SCHEDULE Y - INFORMATION CONCERNING ACTIVITIES OF INSURER MEMBERS OF A HOLDING COMPANY GROUP
PART 1 - ORGANIZATIONAL CHART AS OF 6/30/2024**



Note: All subsidiaries are wholly owned, except as noted.

STATEMENT AS OF JUNE 30, 2024 OF THE AEL Re Vermont II, Inc

SCHEDULE Y
PART 1A - DETAIL OF INSURANCE HOLDING COMPANY SYSTEM

1	2	3	4	5	6	7	8	9	10	11	12	13	14	15	16
Group Code	Group Name	NAIC Company Code	ID Number	Federal RSSD	CIK	Name of Securities Exchange if Publicly Traded (U.S. or International)	Names of Parent, Subsidiaries Or Affiliates	Domiciliary Location	Relationship to Reporting Entity	Directly Controlled by (Name of Entity/Person)	Type of Control (Ownership, Board, Management, Attorney-in-Fact, Influence, Other)	If Control is Ownership Provide Percentage	Ultimate Controlling Entity(ies)/Person(s)	Is an SCA Filing Required? (Yes/No)	*
.0408	Brookfield Reinsurance Ltd. Group	60739	74-0484030	1343722	0		American National Insurance Company	TX	RE	American National Group Inc	Ownership	100.000	Brookfield Reinsurance Ltd.	NO	1
.0408	Brookfield Reinsurance Ltd. Group	71773	75-1016594	1343731	0		American National Life Insurance Company of Texas	TX	IA	American National Insurance Holdings, Inc.	Ownership	100.000	Brookfield Reinsurance Ltd.	NO	1
.0408	Brookfield Reinsurance Ltd. Group	63657	22-1700753		0		Garden State Life Insurance Company	TX	IA	American National Insurance Holdings, Inc.	Ownership	100.000	Brookfield Reinsurance Ltd.	NO	1
.0408	Brookfield Reinsurance Ltd. Group	63126	14-1400831		0		American National Life Insurance Company of New York	NY	IA	American National Insurance Holdings, Inc.	Ownership	100.000	Brookfield Reinsurance Ltd.	NO	1
.0408	Brookfield Reinsurance Ltd. Group	13803	14-1415410		0		Farm Family Casualty Insurance Company	NY	IA	American National Insurance Holdings, Inc.	Ownership	100.000	Brookfield Reinsurance Ltd.	NO	1
.0408	Brookfield Reinsurance Ltd. Group	29963	14-1709872		0		United Farm Family Insurance Company	NY	IA	American National Insurance Holdings, Inc.	Ownership	100.000	Brookfield Reinsurance Ltd.	NO	1
.0408	Brookfield Reinsurance Ltd. Group	28401	43-1010895	1343946	0		American National Property and Casualty Company	MO	IA	American National Insurance Holdings, Inc.	Ownership	100.000	Brookfield Reinsurance Ltd.	NO	1
.0408	Brookfield Reinsurance Ltd. Group	39942	43-1223793		0		American National General Insurance Company	MO	IA	American National Property and Casualty Company	Ownership	100.000	Brookfield Reinsurance Ltd.	NO	1
.0408	Brookfield Reinsurance Ltd. Group	29319	43-0617723		0		American National County Mutual Insurance Company	TX	IA	American National Insurance Company	Management	0.000	Brookfield Reinsurance Ltd.	NO	1
.0408	Brookfield Reinsurance Ltd. Group	10043	75-2551212		0		American National Lloyds Insurance Company	TX	IA	ANPAC Lloyds Insurance Management, Inc.	Attorney-In-Fact	0.000	Brookfield Reinsurance Ltd.	NO	1
.0408	Brookfield Reinsurance Ltd. Group	00000	42-1447959	3981379	1039828	NYSE	American National Group Inc	DE	UDP	BAMR US Holdings LLC	Ownership	90.870	Brookfield Reinsurance Ltd.	NO	1
.0408	Brookfield Reinsurance Ltd. Group	00000	88-4277274		0		American National Insurance Holdings, Inc.	DE	NIA	American National Group Inc	Ownership	100.000	Brookfield Reinsurance Ltd.	NO	1
.0408	Brookfield Reinsurance Ltd. Group	00000	76-0457938		0		ANTAC, LLC	TX	NIA	American National Group Inc	Ownership	100.000	Brookfield Reinsurance Ltd.	NO	1
.0408	Brookfield Reinsurance Ltd. Group	00000	74-2894432		0		Alternative Benefit Management, Inc.	NV	DS	American National Insurance Company	Ownership	100.000	Brookfield Reinsurance Ltd.	NO	1
.0408	Brookfield Reinsurance Ltd. Group	00000	45-2475493		0		ANICO Financial Services, Inc.	TX	DS	American National Insurance Company	Ownership	100.000	Brookfield Reinsurance Ltd.	NO	1
.0408	Brookfield Reinsurance Ltd. Group	00000	76-0356539		0		American National Administrators, Inc.	TX	NIA	American National Insurance Holdings, Inc.	Ownership	100.000	Brookfield Reinsurance Ltd.	NO	1
.0408	Brookfield Reinsurance Ltd. Group	00000	43-1071580		0		American National Insurance Service Company	MO	NIA	American National Property and Casualty Company	Ownership	100.000	Brookfield Reinsurance Ltd.	NO	1
.0408	Brookfield Reinsurance Ltd. Group	00000	88-2842497		0		ANISCO of Washington, LLC	WA	NIA	American National Insurance Service Company	Ownership	100.000	Brookfield Reinsurance Ltd.	NO	1
.0408	Brookfield Reinsurance Ltd. Group	00000	76-0442824		0		ANPAC Lloyds Insurance Management, Inc.	TX	NIA	American National Property and Casualty Company	Ownership	100.000	Brookfield Reinsurance Ltd.	NO	1
.0408	Brookfield Reinsurance Ltd. Group	00000	76-0620853		0		ANIND TX, LLC	TX	NIA	ANDV 97, LLC	Ownership	100.000	Brookfield Reinsurance Ltd.	NO	1
.0408	Brookfield Reinsurance Ltd. Group	00000	20-5822860		0		ANREINV, LLC	TX	NIA	ANDV 97, LLC	Ownership	100.000	Brookfield Reinsurance Ltd.	NO	1
.0408	Brookfield Reinsurance Ltd. Group	00000	76-0549442		0		ANDV 97, LLC	TX	NIA	ANTAC, LLC	Ownership	100.000	Brookfield Reinsurance Ltd.	NO	1
.0408	Brookfield Reinsurance Ltd. Group	00000	45-5303462		0		ANICO Eagle, LLC	TX	NIA	ANTAC, LLC	Ownership	100.000	Brookfield Reinsurance Ltd.	NO	1
.0408	Brookfield Reinsurance Ltd. Group	00000	85-9332827		0		ANVCAN Investments, Inc.	CAN	NIA	ANTAC, LLC	Ownership	100.000	Brookfield Reinsurance Ltd.	NO	1
.0408	Brookfield Reinsurance Ltd. Group	00000	98-1672376		0		Freestone Re Ltd.	BMJ	IA	American National Group Inc	Ownership	100.000	Brookfield Reinsurance Ltd.	NO	1
.0408	Brookfield Reinsurance Ltd. Group	00000	76-0178253		0		South Shore Harbour Development, LLC	TX	NIA	ANTAC, LLC	Ownership	100.000	Brookfield Reinsurance Ltd.	NO	1
.0408	Brookfield Reinsurance Ltd. Group	00000	20-0610755		0		Standard Plus, Inc.	TX	NIA	American National Insurance Holdings, Inc.	Ownership	100.000	Brookfield Reinsurance Ltd.	NO	1
.0408	Brookfield Reinsurance Ltd. Group	00000			0		Volta Holdings LP	CYM	NIA	BAMR Holdings Ltd.	Management	0.000	Brookfield Reinsurance Ltd.	NO	1
.0408	Brookfield Reinsurance Ltd. Group	00000	88-3889808		0		TX Wren LLC	DE	OTH	BAMR US Holdings LLC	Management	0.000	Brookfield Reinsurance Ltd.	NO	13
.0408	Brookfield Reinsurance Ltd. Group	00000	88-3871687		0		TX Newton LLC	DE	OTH	BAMR US Holdings LLC	Management	0.000	Brookfield Reinsurance Ltd.	NO	13
.0408	Brookfield Reinsurance Ltd. Group	00000	88-3921297		0		TX Leibniz LLC	DE	OTH	BAMR US Holdings LLC	Management	0.000	Brookfield Reinsurance Ltd.	NO	13
.0408	Brookfield Reinsurance Ltd. Group	00000	88-3957208		0		TX Kepler LLC	DE	OTH	BAMR US Holdings LLC	Management	0.000	Brookfield Reinsurance Ltd.	NO	13
.0408	Brookfield Reinsurance Ltd. Group	00000	88-3904685		0		TX Hooke LLC	DE	OTH	BAMR US Holdings LLC	Management	0.000	Brookfield Reinsurance Ltd.	NO	13
.0408	Brookfield Reinsurance Ltd. Group	00000	88-3971831		0		TX Galileo LLC	DE	OTH	BAMR US Holdings LLC	Management	0.000	Brookfield Reinsurance Ltd.	NO	13
.0408	Brookfield Reinsurance Ltd. Group	00000	80-0947060		0		Town Center Partners, Ltd.	TX	NIA	TC Blvd. Partners, LLC	Management	0.000	Brookfield Reinsurance Ltd.	NO	1
.0408	Brookfield Reinsurance Ltd. Group	00000	76-0444990		0		Town and Country Partnership	TX	NIA	ANDV 97, LLC	Ownership	72.210	Brookfield Reinsurance Ltd.	NO	1
.0408	Brookfield Reinsurance Ltd. Group	00000	46-3426560		0		TC Blvd. Partners, LLC	TX	NIA	ANICO Eagle, LLC	Ownership	87.680	Brookfield Reinsurance Ltd.	NO	1

STATEMENT AS OF JUNE 30, 2024 OF THE AEL Re Vermont II, Inc

SCHEDULE Y
PART 1A - DETAIL OF INSURANCE HOLDING COMPANY SYSTEM

1	2	3	4	5	6	7	8	9	10	11	12	13	14	15	16
Group Code	Group Name	NAIC Company Code	ID Number	Federal RSSD	CIK	Name of Securities Exchange if Publicly Traded (U.S. or International)	Names of Parent, Subsidiaries Or Affiliates	Domiciliary Location	Relationship to Reporting Entity	Directly Controlled by (Name of Entity/Person)	Type of Control (Ownership, Board, Management, Attorney-in-Fact, Influence, Other)	If Control is Ownership Provide Percentage	Ultimate Controlling Entity(ies)/Person(s)	Is an SCA Filing Required? (Yes/No)	*
.0408	Brookfield Reinsurance Ltd. Group	00000	46-3432650	0			TC Blvd. Partners II, LLC	TX	NIA	ANICO Eagle, LLC	Ownership	95.000	Brookfield Reinsurance Ltd.	NO	1
.0408	Brookfield Reinsurance Ltd. Group	00000	93-2732031	0			SG BNR LLC	DE	OTH	Chamberlain Blane 2023-1 LLC	Ownership	100.000	Brookfield Reinsurance Ltd.	NO	13
.0408	Brookfield Reinsurance Ltd. Group	00000		0			RLS Holdco, LLC	DE	OTH	American National Insurance Company	Ownership	80.200	Brookfield Reinsurance Ltd.	NO	13
.0408	Brookfield Reinsurance Ltd. Group	00000		0			RLS Borrower, LLC	DE	OTH	RLS Holdco, LLC	Ownership	100.000	Brookfield Reinsurance Ltd.	NO	13
.0408	Brookfield Reinsurance Ltd. Group	00000		0			Partners FC Ltd.	BMJ	UIP	Partners FC II Ltd.	Ownership	100.000	Bruce Flatt	NO	
.0408	Brookfield Reinsurance Ltd. Group	00000		0			Partners FC II Ltd.	BMJ	UIP	Bruce Flatt	Ownership	100.000	Bruce Flatt	NO	
.0408	Brookfield Reinsurance Ltd. Group	00000		0			Partners BK Ltd.	BMJ	UIP	Brian Kingston	Ownership	100.000	Brian Kingston	NO	
.0408	Brookfield Reinsurance Ltd. Group	00000	98-1737429	0			One Liberty Plaza Property Holdings Limited	CYM	OTH	Brookfield Reinsurance Investments LP	Ownership	43.067	Brookfield Reinsurance Ltd.	NO	13
.0408	Brookfield Reinsurance Ltd. Group	00000		0			North End Re Ltd.	BMJ	IA	BAM Re Holdings Ltd.	Ownership	100.000	Brookfield Reinsurance Ltd.	NO	1
.0408	Brookfield Reinsurance Ltd. Group	00000		0			North End Re (Cayman) SPC	CYM	NIA	BAM Re Holdings Ltd.	Ownership	100.000	Brookfield Reinsurance Ltd.	NO	1
.0408	Brookfield Reinsurance Ltd. Group	00000		0			NER Note Issuer 3 Ltd.	CYM	OTH	American National Insurance Company	Ownership	76.000	Brookfield Reinsurance Ltd.	NO	13
.0408	Brookfield Reinsurance Ltd. Group	00000		0			NER Note Issuer 2 Ltd.	CYM	OTH	American National Insurance Company	Ownership	75.000	Brookfield Reinsurance Ltd.	NO	13
.0408	Brookfield Reinsurance Ltd. Group	00000		0			NER Note Issuer 1 Ltd.	CYM	OTH	North End Re (Cayman) SPC	Ownership	75.000	Brookfield Reinsurance Ltd.	NO	13
.0408	Brookfield Reinsurance Ltd. Group	00000		0			NER Asset Holdco 3 Ltd.	CYM	OTH	NER Note Issuer 3 Ltd.	Ownership	100.000	Brookfield Reinsurance Ltd.	NO	13
.0408	Brookfield Reinsurance Ltd. Group	00000		0			NER Asset Holdco 2 Ltd.	CYM	OTH	NER Note Issuer 2 Ltd.	Ownership	100.000	Brookfield Reinsurance Ltd.	NO	13
.0408	Brookfield Reinsurance Ltd. Group	00000		0			NER Asset Holdco 1 Ltd.	CYM	OTH	NER Note Issuer 1 Ltd.	Ownership	100.000	Brookfield Reinsurance Ltd.	NO	13
.0408	Brookfield Reinsurance Ltd. Group	00000	20-8243164	0			MRPL Retail Partners, Ltd. (Shops at Bella Terra)	TX	NIA	ANICO Eagle, LLC	Ownership	100.000	Brookfield Reinsurance Ltd.	NO	1
.0408	Brookfield Reinsurance Ltd. Group	00000	98-1737739	0			Lilia Property Holdings Ltd	CYM	OTH	American National Property and Casualty Company	Ownership	35.105	Brookfield Reinsurance Ltd.	NO	13
.0408	Brookfield Reinsurance Ltd. Group	00000		0			LCM G Issuer, LP	DE	OTH	American National Insurance Company	Ownership	100.000	Brookfield Reinsurance Ltd.	NO	13
.0408	Brookfield Reinsurance Ltd. Group	00000	93-4288766	0			Johnston 2023-1, LLC	DE	OTH	American National Insurance Company	Ownership	76.190	Brookfield Reinsurance Ltd.	NO	3
.0408	Brookfield Reinsurance Ltd. Group	00000	92-4009671	0			Isserlis 2023-1, LLC	DE	OTH	American National Insurance Company	Ownership	76.190	Brookfield Reinsurance Ltd.	NO	3
.0408	Brookfield Reinsurance Ltd. Group	00000	92-3985861	0			Harrrell 2023-1, LLC	DE	OTH	American National Insurance Company	Ownership	76.190	Brookfield Reinsurance Ltd.	NO	3
.0408	Brookfield Reinsurance Ltd. Group	00000	98-1737778	0			Grace Property Holdings Limited	CYM	OTH	Brookfield Reinsurance Investments LP	Ownership	50.000	Brookfield Reinsurance Ltd.	NO	13
.0408	Brookfield Reinsurance Ltd. Group	00000	20-4937509	0			Germann Road Land Development, LLC	CO	NIA	ANICO Eagle, LLC	Ownership	100.000	Brookfield Reinsurance Ltd.	NO	1
.0408	Brookfield Reinsurance Ltd. Group	00000		0			Ewing Blane 2023-1 LLC	DE	OTH	Ewing Blane 2023-1 Holdco LLC	Ownership	100.000	Brookfield Reinsurance Ltd.	NO	13
.0408	Brookfield Reinsurance Ltd. Group	00000	99-1539863	0			Ewing Blane 2023-1 Holdco LLC	DE	NIA	American National Group Inc.	Ownership	74.000	Brookfield Reinsurance Ltd.	NO	1
.0408	Brookfield Reinsurance Ltd. Group	00000	83-2964071	0			Eagle Tri County LLC	TX	NIA	Eagle IND., LP	Ownership	100.000	Brookfield Reinsurance Ltd.	NO	1
.0408	Brookfield Reinsurance Ltd. Group	00000	76-0621069	0			Eagle IND., L.P.	TX	NIA	ANIND TX, LLC	Management	0.000	Brookfield Reinsurance Ltd.	NO	1
.0408	Brookfield Reinsurance Ltd. Group	00000	83-2990147	0			Eagle Burleson Park LLC	TX	NIA	Eagle IND., LP	Ownership	100.000	Brookfield Reinsurance Ltd.	NO	1
.0408	Brookfield Reinsurance Ltd. Group	00000	98-1685038	0			Dupre 2022-1, Ltd.	CYM	OTH	American National Insurance Company	Ownership	100.000	Brookfield Reinsurance Ltd.	NO	13
.0408	Brookfield Reinsurance Ltd. Group	00000		0			Dupre 2022-1, LLC	DE	OTH	Dupre 2022-1, Ltd.	Ownership	100.000	Brookfield Reinsurance Ltd.	NO	13
.0408	Brookfield Reinsurance Ltd. Group	00000		0			Chipman Industrial Park No. 1 Inc.	CAN	NIA	Chipman Development Corporation	Ownership	100.000	Brookfield Reinsurance Ltd.	NO	1
.0408	Brookfield Reinsurance Ltd. Group	00000		0			Chipman Holdings, Inc.	CAN	OTH	AN/CAN Investments, Inc.	Ownership	100.000	Brookfield Reinsurance Ltd.	NO	1
.0408	Brookfield Reinsurance Ltd. Group	00000		0			Chipman Development Corporation	CAN	NIA	AN/CAN Investments, Inc.	Ownership	100.000	Brookfield Reinsurance Ltd.	NO	1
.0408	Brookfield Reinsurance Ltd. Group	00000		0			Chamberlain Blane 2023-1 LLC	DE	OTH	Chamberlain Blane 2023-1 Holdco LLC	Ownership	100.000	Brookfield Reinsurance Ltd.	NO	13
.0408	Brookfield Reinsurance Ltd. Group	00000	99-1515603	0			Chamberlain Blane 2023-1 Holdco LLC	DE	NIA	American National Group Inc.	Ownership	66.000	Brookfield Reinsurance Ltd.	NO	1
.0408	Brookfield Reinsurance Ltd. Group	00000	98-1685005	0			Casals 2022-1, Ltd.	CYM	OTH	American National Insurance Company	Ownership	81.000	Brookfield Reinsurance Ltd.	NO	13
.0408	Brookfield Reinsurance Ltd. Group	00000		0			Casals 2022-1, LLC	DE	OTH	Casals 2022-1, Ltd.	Ownership	100.000	Brookfield Reinsurance Ltd.	NO	13
.0408	Brookfield Reinsurance Ltd. Group	00000	98-1748248	0			Cantor L.P.	CYM	OTH	American National Insurance Company	Ownership	53.000	Brookfield Reinsurance Ltd.	NO	13
.0408	Brookfield Reinsurance Ltd. Group	00000		0			Canadian Cottage Company Ltd.	CAN	NIA	Chipman Holdings, Inc.	Ownership	100.000	Brookfield Reinsurance Ltd.	NO	1
.0408	Brookfield Reinsurance Ltd. Group	00000	98-1684989	0			Bylsma 2022-1, Ltd.	CYM	OTH	American National Insurance Company	Ownership	81.000	Brookfield Reinsurance Ltd.	NO	13
.0408	Brookfield Reinsurance Ltd. Group	00000		0			Bylsma 2022-1, LLC	DE	OTH	Bylsma 2022-1, Ltd.	Ownership	100.000	Brookfield Reinsurance Ltd.	NO	13
.0408	Brookfield Reinsurance Ltd. Group	00000	88-1773069	0			BVentures VTSCo S-D, LLC	DE	OTH	Chamberlain Blane 2023-1 LLC	Ownership	85.990	Brookfield Reinsurance Ltd.	NO	13
.0408	Brookfield Reinsurance Ltd. Group	00000	88-1746432	0			BVentures TruckCo S-C, LLC	DE	OTH	Chamberlain Blane 2023-1 LLC	Ownership	85.990	Brookfield Reinsurance Ltd.	NO	13
.0408	Brookfield Reinsurance Ltd. Group	00000		0			BVentures TruckCo CDL, LLC	DE	OTH	Chamberlain Blane 2023-1 LLC	Ownership	86.000	Brookfield Reinsurance Ltd.	NO	13
.0408	Brookfield Reinsurance Ltd. Group	00000	88-1786620	0			BVentures LeverCo S-B, LLC	DE	OTH	Chamberlain Blane 2023-1 LLC	Ownership	85.990	Brookfield Reinsurance Ltd.	NO	13
.0408	Brookfield Reinsurance Ltd. Group	00000	88-1750592	0			BVentures ClinicCo S-B, LLC	DE	OTH	Chamberlain Blane 2023-1 LLC	Ownership	85.990	Brookfield Reinsurance Ltd.	NO	13

STATEMENT AS OF JUNE 30, 2024 OF THE AEL Re Vermont II, Inc

SCHEDULE Y
PART 1A - DETAIL OF INSURANCE HOLDING COMPANY SYSTEM

1	2	3	4	5	6	7	8	9	10	11	12	13	14	15	16
Group Code	Group Name	NAIC Company Code	ID Number	Federal RSSD	CIK	Name of Securities Exchange if Publicly Traded (U.S. or International)	Names of Parent, Subsidiaries Or Affiliates	Domi-ciliary Location	Relation-ship to Reporting Entity	Directly Controlled by (Name of Entity/Person)	Type of Control (Ownership, Board, Management, Attorney-in-Fact, Influence, Other)	If Control is Ownership Provide Percentage	Ultimate Controlling Entity(ies)/Person(s)	Is an SCA Filing Re-quired? (Yes/No)	*
.0408	Brookfield Reinsurance Ltd. Group	00000			0		BST Holdings 2022-3E Ltd	.CYM	OTH	American National Insurance Company	Ownership	100.000	Brookfield Reinsurance Ltd.	NO	13
.0408	Brookfield Reinsurance Ltd. Group	00000			0		BST Holdings 2022-2E Ltd	.CYM	OTH	American National Insurance Company	Ownership	100.000	Brookfield Reinsurance Ltd.	NO	13
.0408	Brookfield Reinsurance Ltd. Group	00000			0		BST Holdings 2022-1E Ltd	.CYM	OTH	American National Insurance Company	Ownership	100.000	Brookfield Reinsurance Ltd.	NO	13
.0408	Brookfield Reinsurance Ltd. Group	00000			0		BST Holding 2022-1, LLC	.DE	OTH	American National Insurance Company	Ownership	100.000	Brookfield Reinsurance Ltd.	NO	13
.0408	Brookfield Reinsurance Ltd. Group	00000	98-1728314		0		BST Funding 2022-3E Ltd	.CYM	OTH	BST Holdings 2022-3E Ltd	Ownership	100.000	Brookfield Reinsurance Ltd.	NO	13
.0408	Brookfield Reinsurance Ltd. Group	00000	98-1728241		0		BST Funding 2022-2E Ltd	.CYM	OTH	BST Holdings 2022-2E Ltd	Ownership	100.000	Brookfield Reinsurance Ltd.	NO	13
.0408	Brookfield Reinsurance Ltd. Group	00000	98-1728206		0		BST Funding 2022-1E Ltd	.CYM	OTH	BST Holdings 2022-1E Ltd	Ownership	100.000	Brookfield Reinsurance Ltd.	NO	13
.0408	Brookfield Reinsurance Ltd. Group	00000			0		BST Funding 2022-1, LLC	.DE	OTH	BST Holding 2022-1, LLC	Ownership	100.000	Brookfield Reinsurance Ltd.	NO	13
.0408	Brookfield Reinsurance Ltd. Group	00000	93-3493096		0		Brookfield Securities LLC	.DE	OTH	BAMR US Holdings LLC	Ownership	100.000	Brookfield Reinsurance Ltd.	NO	13
.0408	Brookfield Reinsurance Ltd. Group	00000	20-1134768		1837429	NYSE, TSX	Brookfield Reinsurance Ltd.	.BMJ	UIP	BAM Re Partners Trust	Other	0.000	Bruce Flatt and Brian Kingston	NO	2
.0408	Brookfield Reinsurance Ltd. Group	00000	93-3766666		0		Brookfield Reinsurance Investments LP	.DE	NIA	BNRE US Services LLC	Management	0.000	Brookfield Reinsurance Ltd.	NO	1
.0408	Brookfield Reinsurance Ltd. Group	00000			0		Brookfield Capital Solutions LLC	.DE	NIA	BAMR US Holdings LLC	Ownership	100.000	Brookfield Reinsurance Ltd.	NO	1
.0408	Brookfield Reinsurance Ltd. Group	00000			0		Brookfield Bermuda Real Estate JV LLC	.BMJ	NIA	BAM Re Bermuda Real Estate JV Member Ltd.	Ownership	49.000	Brookfield Reinsurance Ltd.	NO	1
.0408	Brookfield Reinsurance Ltd. Group	00000			0		Brookfield Bermuda Real Estate Holdings Ltd.	.BMJ	NIA	Brookfield Bermuda Real Estate JV LLC	Ownership	100.000	Brookfield Reinsurance Ltd.	NO	1
.0408	Brookfield Reinsurance Ltd. Group	00000	38-4088410		0		Brookfield Annuity US Inc.	.DE	NIA	Brookfield Annuity Company	Ownership	100.000	Brookfield Reinsurance Ltd.	NO	1
.0408	Brookfield Reinsurance Ltd. Group	00000			0		Brookfield Annuity Holdings UK Ltd.	.GBR	NIA	BAM Re Holdings Ltd.	Ownership	100.000	Brookfield Reinsurance Ltd.	NO	1
.0408	Brookfield Reinsurance Ltd. Group	00000			0		Brookfield Annuity Holdings Inc.	.CAN	NIA	BAM Re Holdings Ltd.	Ownership	100.000	Brookfield Reinsurance Ltd.	NO	1
.0408	Brookfield Reinsurance Ltd. Group	00000			0		Brookfield Annuity Company UK Ltd.	.GBR	IA	Brookfield Annuity Holdings UK Ltd.	Ownership	100.000	Brookfield Reinsurance Ltd.	NO	1
.0408	Brookfield Reinsurance Ltd. Group	00000	98-1672376		0		Brookfield Annuity Company	.CAN	IA	Brookfield Annuity Holdings Inc.	Ownership	100.000	Brookfield Reinsurance Ltd.	NO	1
.0408	Brookfield Reinsurance Ltd. Group	00000	98-1774796		0		BREF VI Cayman 2 LP	.CYM	OTH	BAM Re Holdings Ltd.	Management	100.000	Brookfield Reinsurance Ltd.	NO	13
.0408	Brookfield Reinsurance Ltd. Group	00000	98-1728948		0		BREF VI Cayman 1 LP	.CYM	OTH	BAM Re Holdings Ltd.	Management	100.000	Brookfield Reinsurance Ltd.	NO	13
.0408	Brookfield Reinsurance Ltd. Group	00000			0		Brahms PP Interco 2022-1, LLC	.DE	OTH	Brahms PP 2022-1, LLC	Ownership	100.000	Brookfield Reinsurance Ltd.	NO	13
.0408	Brookfield Reinsurance Ltd. Group	00000			0		Brahms PP 2022-1, LLC	.DE	OTH	BAMR US Holdings LLC	Management	0.000	Brookfield Reinsurance Ltd.	NO	13
.0408	Brookfield Reinsurance Ltd. Group	00000	98-1748101		0		Boole L.P.	.CYM	OTH	American National Insurance Company	Ownership	54.000	Brookfield Reinsurance Ltd.	NO	13
.0408	Brookfield Reinsurance Ltd. Group	00000			0		Boccherini F2 Interco 2022-1, LLC	.DE	OTH	Boccherini F2 2022-1, LLC	Ownership	100.000	Brookfield Reinsurance Ltd.	NO	13
.0408	Brookfield Reinsurance Ltd. Group	00000			0		Boccherini F2 2022-1, LLC	.DE	OTH	BAMR US Holdings LLC	Management	0.000	Brookfield Reinsurance Ltd.	NO	13
.0408	Brookfield Reinsurance Ltd. Group	00000	86-3528887		0		BNRE US Services LLC	.DE	NIA	BAMR US Holdings LLC	Ownership	100.000	Brookfield Reinsurance Ltd.	NO	1
.0408	Brookfield Reinsurance Ltd. Group	00000	92-2064626		0		BNRE Triangle Merger Sub Inc.	.DE	NIA	BNRE Triangle Acquisition Inc.	Ownership	100.000	Brookfield Reinsurance Ltd.	NO	1
.0408	Brookfield Reinsurance Ltd. Group	00000	92-2035543		0		BNRE Triangle Acquisition Inc.	.DE	NIA	BAMR US Holdings LLC	Ownership	100.000	Brookfield Reinsurance Ltd.	NO	1
.0408	Brookfield Reinsurance Ltd. Group	00000			0		BNRE Services (Barbados) Inc.	.BRB	NIA	BAMR Holdings Ltd.	Ownership	100.000	Brookfield Reinsurance Ltd.	NO	1
.0408	Brookfield Reinsurance Ltd. Group	00000			0		BNRE Holdings I LP	.CAN	NIA	BAM Re Holdings Ltd.	Ownership	100.000	Brookfield Reinsurance Ltd.	NO	1
.0408	Brookfield Reinsurance Ltd. Group	00000	98-1773977		0		BNRE Cdn Holdings I ULC	.CAN	NIA	BAM Re Holdings Ltd.	Ownership	100.000	Brookfield Reinsurance Ltd.	NO	1
.0408	Brookfield Reinsurance Ltd. Group	00000			0		BNRE Ventures TruckCo CDL, LLC	.DE	OTH	NER Asset Holdco 1 Ltd.	Ownership	33.333	Brookfield Reinsurance Ltd.	NO	13
.0408	Brookfield Reinsurance Ltd. Group	00000			0		BNRE Ventures TruckCo CDL, LLC	.DE	OTH	NER Asset Holdco 2 Ltd.	Ownership	33.333	Brookfield Reinsurance Ltd.	NO	13
.0408	Brookfield Reinsurance Ltd. Group	00000			0		BNRE Ventures TruckCo CDL, LLC	.DE	OTH	NER Asset Holdco 3 Ltd.	Ownership	33.333	Brookfield Reinsurance Ltd.	NO	13
.0408	Brookfield Reinsurance Ltd. Group	00000			0		BNRE Bermuda Services Ltd.	.BMJ	NIA	BAMR Holdings Ltd.	Ownership	100.000	Brookfield Reinsurance Ltd.	NO	1
.0408	Brookfield Reinsurance Ltd. Group	00000	98-1736669		0		BNRE 77G Holdings Ltd.	.BMJ	OTH	BAM Re Holdings Ltd.	Ownership	100.000	Brookfield Reinsurance Ltd.	NO	13
.0408	Brookfield Reinsurance Ltd. Group	00000			0		BN RE Ri (UK) Limited	.GBR	NIA	BAMR Holdings Ltd.	Ownership	100.000	Brookfield Reinsurance Ltd.	NO	1
.0408	Brookfield Reinsurance Ltd. Group	00000			0		Blue Investment SPE Ltd.	.BMJ	NIA	Ltd.	Ownership	100.000	Brookfield Reinsurance Ltd.	NO	1
.0408	Brookfield Reinsurance Ltd. Group	00000			0		BLI Pinehurst, LLC	.DE	OTH	BLI Pinehurst Mezz, LLC	Ownership	100.000	Brookfield Reinsurance Ltd.	NO	13
.0408	Brookfield Reinsurance Ltd. Group	00000			0		BLI Pinehurst Mezz, LLC	.DE	OTH	BAMR US Holdings LLC	Management	0.000	Brookfield Reinsurance Ltd.	NO	13
.0408	Brookfield Reinsurance Ltd. Group	00000			0		BGL PT, LLC	.DE	OTH	Brookfield Reinsurance Investments LP	Ownership	100.000	Brookfield Reinsurance Ltd.	NO	13
.0408	Brookfield Reinsurance Ltd. Group	00000	88-1138054		0		BGL PT Land, LLC	.DE	OTH	Brookfield Reinsurance Investments LP	Ownership	100.000	Brookfield Reinsurance Ltd.	NO	13
.0408	Brookfield Reinsurance Ltd. Group	00000			0		BGL Pinehurst, LLC	.DE	OTH	BAMR US Holdings LLC	Management	0.000	Brookfield Reinsurance Ltd.	NO	13
.0408	Brookfield Reinsurance Ltd. Group	00000			0		BGL Pinehurst Land, LLC	.DE	OTH	BAMR US Holdings LLC	Management	0.000	Brookfield Reinsurance Ltd.	NO	13
.0408	Brookfield Reinsurance Ltd. Group	00000			0		BFPL Toronto Property Holdings Inc.	.CAN	OTH	ANTAC Core CRE LLC	Ownership	35.722	Brookfield Reinsurance Ltd.	NO	13
.0408	Brookfield Reinsurance Ltd. Group	00000			0		BFPL Calgary Property Holdings Inc.	.CAN	OTH	ANTAC Core CRE LLC	Ownership	34.217	Brookfield Reinsurance Ltd.	NO	13

STATEMENT AS OF JUNE 30, 2024 OF THE AEL Re Vermont II, Inc

SCHEDULE Y
PART 1A - DETAIL OF INSURANCE HOLDING COMPANY SYSTEM

1	2	3	4	5	6	7	8	9	10	11	12	13	14	15	16
Group Code	Group Name	NAIC Company Code	ID Number	Federal RSSD	CIK	Name of Securities Exchange if Publicly Traded (U.S. or International)	Names of Parent, Subsidiaries Or Affiliates	Domiciliary Location	Relationship to Reporting Entity	Directly Controlled by (Name of Entity/Person)	Type of Control (Ownership, Board, Management, Attorney-in-Fact, Influence, Other)	If Control is Ownership Provide Percentage	Ultimate Controlling Entity(ies)/Person(s)	Is an SCA Filing Required? (Yes/No)	*
.0408	Brookfield Reinsurance Ltd. Group	00000		0			BEP BID II Euro AIV L.P.	.CYM	OTH	Brookfield Reinsurance Investments LP	Ownership	100.000	Brookfield Reinsurance Ltd.	NO	13
.0408	Brookfield Reinsurance Ltd. Group	00000		0			BCS Holdings I LP	.DE	OTH	BAMR US Holdings LLC	Ownership	99.000	Brookfield Reinsurance Ltd.	NO	13
.0408	Brookfield Reinsurance Ltd. Group	00000		0			BCS Holdings GP LLC	.DE	OTH	BAMR US Holdings LLC	Ownership	100.000	Brookfield Reinsurance Ltd.	NO	13
.0408	Brookfield Reinsurance Ltd. Group	00000		0			Bay Adelaide Property Holdings Inc.	.CAN	OTH	ANTAC Core CRE LLC	Ownership	35.837	Brookfield Reinsurance Ltd.	NO	13
.0408	Brookfield Reinsurance Ltd. Group	00000		0			Bates Blane 2023-1 LLC	.DE	OTH	Bates Blane 2023-1 Holdco LLC	Ownership	100.000	Brookfield Reinsurance Ltd.	NO	13
.0408	Brookfield Reinsurance Ltd. Group	00000	99-1498708	0			Bates Blane 2023-1 Holdco LLC	.DE	NIA	American National Group Inc.	Ownership	66.000	Brookfield Reinsurance Ltd.	NO	1
.0408	Brookfield Reinsurance Ltd. Group	00000	92-0894383	0			BAMR US Holdings LLC	.DE	NIA	BAMR US Holdings (Bermuda) I Ltd.	Ownership	100.000	Brookfield Reinsurance Ltd.	NO	1
.0408	Brookfield Reinsurance Ltd. Group	00000	45-5303462	0			BAMR US Holdings (Bermuda) I Ltd.	.BMU	UIP	BAM Re Holdings Ltd.	Ownership	100.000	Brookfield Reinsurance Ltd.	NO	1
.0408	Brookfield Reinsurance Ltd. Group	00000		0			BAMR Holdings Ltd.	.BMU	NIA	Brookfield Reinsurance Ltd.	Ownership	100.000	Brookfield Reinsurance Ltd.	NO	1
.0408	Brookfield Reinsurance Ltd. Group	00000		0			BAMR Freestone Holdings kft.	.HUN	NIA	BAM Re Holdings Ltd.	Ownership	100.000	Brookfield Reinsurance Ltd.	NO	1
.0408	Brookfield Reinsurance Ltd. Group	00000		0			BAMR BID II US AIV LP	.CYM	OTH	Brookfield Reinsurance Investments LP	Ownership	100.000	Brookfield Reinsurance Ltd.	NO	13
.0408	Brookfield Reinsurance Ltd. Group	00000	93-2850635	0			American National Group Services, LLC	.DE	NIA	American National Group Inc.	Ownership	100.000	Brookfield Reinsurance Ltd.	NO	1
.0408	Brookfield Reinsurance Ltd. Group	00000	92-0894383	0			ANTAC Core CRE, LLC	.TX	OTH	ANTAC, LLC	Ownership	100.000	Brookfield Reinsurance Ltd.	NO	13
.0408	Brookfield Reinsurance Ltd. Group	00000	98-1737422	0			Family Core Holdings Ltd.	.CYM	OTH	Farm Family Casualty Insurance Company	Ownership	100.000	Brookfield Reinsurance Ltd.	NO	13
.0408	Brookfield Reinsurance Ltd. Group	00000		0			Grace Reinsurance Ltd	.BMU	NIA	Freestone Re Ltd.	Ownership	100.000	Brookfield Reinsurance Ltd.	NO	1
.0408	Brookfield Reinsurance Ltd. Group	00000		0			BAMR BID II AIV LP	.CYM	OTH	American National Insurance Company	Ownership	100.000	Brookfield Reinsurance Ltd.	NO	13
.0408	Brookfield Reinsurance Ltd. Group	00000		0			BAM Re UK Holdings Ltd.	.GBR	NIA	Brookfield Reinsurance Ltd.	Ownership	100.000	Brookfield Reinsurance Ltd.	NO	1
.0408	Brookfield Reinsurance Ltd. Group	00000	76-0178253	0			BAM Re Trustee Ltd.	.BMU	UIP	Partners FC Ltd.	Ownership	47.680	Bruce Flatt	NO	
.0408	Brookfield Reinsurance Ltd. Group	00000	20-0610755	0			BAM Re Trustee Ltd.	.BMU	UIP	Partners BK Ltd.	Ownership	19.000	Brian Kingston	NO	
.0408	Brookfield Reinsurance Ltd. Group	00000	98-1672376	0			BAM Re Partners Trust	.BMU	UIP	BAM Re Trustee Ltd.	Management	0.000	Bruce Flatt and Brian Kingston	NO	
.0408	Brookfield Reinsurance Ltd. Group	00000	85-9332827	0			BAM Re Holdings Ltd.	.BMU	UIP	Brookfield Reinsurance Ltd.	Ownership	100.000	Brookfield Reinsurance Ltd.	NO	1
.0408	Brookfield Reinsurance Ltd. Group	00000		0			BAM Re Holdings (DIFC) Ltd.	.ARE	NIA	Brookfield Reinsurance Ltd.	Ownership	100.000	Brookfield Reinsurance Ltd.	NO	1
.0408	Brookfield Reinsurance Ltd. Group	00000		0			BAM Re Capital Management Ltd.	.BMU	NIA	Brookfield Reinsurance Ltd.	Ownership	100.000	Brookfield Reinsurance Ltd.	NO	1
.0408	Brookfield Reinsurance Ltd. Group	00000		0			BAM Re Bermuda Real Estate JV Member Ltd.	.BMU	OTH	BAM Re Holdings Ltd.	Ownership	49.000	Brookfield Reinsurance Ltd.	NO	
.0408	Brookfield Reinsurance Ltd. Group	00000		0			BACH F1 Interco 2022-1, LLC	.DE	OTH	Bach F1 2022-1, LLC	Ownership	100.000	Brookfield Reinsurance Ltd.	NO	13
.0408	Brookfield Reinsurance Ltd. Group	00000		0			Bach F1 2022-1, LLC	.DE	OTH	BAMR US Holdings LLC	Management	0.000	Brookfield Reinsurance Ltd.	NO	13
.0408	Brookfield Reinsurance Ltd. Group	00000	93-2353813	0			Arches Acquisition Holdco I Inc.	.DE	NIA	American National Insurance Company	Ownership	100.000	Brookfield Reinsurance Ltd.	NO	1
.0408	Brookfield Reinsurance Ltd. Group	00000	93-2393007	0			Arches Acquisition Holdco II Inc.	.DE	NIA	Arches Acquisition Holdco I Inc.	Ownership	100.000	Brookfield Reinsurance Ltd.	NO	1
.0408	Brookfield Reinsurance Ltd. Group	00000		0			South Shore Service Center, LLC	.TX	OTH	Farm Family Casualty Insurance Company	Ownership	100.000	Brookfield Reinsurance Ltd.	NO	1
.0408	Brookfield Reinsurance Ltd. Group	00000	98-1691732	0			Atreides Paul Holdco 2022-1 Ltd.	.CYM	OTH	American National Insurance Company	Ownership	100.000	Brookfield Reinsurance Ltd.	NO	13
.0408	Brookfield Reinsurance Ltd. Group	00000	98-1695168	0			Atreides Paul 2022-1 Ltd.	.CYM	OTH	Atreides Paul Holdco 2022-1 Ltd.	Ownership	100.000	Brookfield Reinsurance Ltd.	NO	13
.0408	Brookfield Reinsurance Ltd. Group	00000	98-1691929	0			Atreides Leto Holdco 2022-1 Ltd.	.CYM	OTH	American National Insurance Company	Ownership	100.000	Brookfield Reinsurance Ltd.	NO	13
.0408	Brookfield Reinsurance Ltd. Group	00000	98-1694739	0			Atreides Leto 2022-1 Ltd.	.CYM	OTH	Atreides Leto Holdco 2022-1 Ltd.	Ownership	100.000	Brookfield Reinsurance Ltd.	NO	13
.0408	Brookfield Reinsurance Ltd. Group	00000	98-1693420	0			Atreides 2022-1 Ltd.	.CYM	OTH	Atreides Leto Holdco 2022-1 Ltd.	Ownership	80.000	Brookfield Reinsurance Ltd.	NO	13
.0408	Brookfield Reinsurance Ltd. Group	00000		0			Ashby Blane 2023-1 LLC	.DE	OTH	Ashby Blane 2023-1 Holdco LLC	Ownership	100.000	Brookfield Reinsurance Ltd.	NO	13
.0408	Brookfield Reinsurance Ltd. Group	00000	99-1478288	0			Ashby Blane 2023-1 Holdco LLC	.DE	NIA	American National Group Inc.	Ownership	66.000	Brookfield Reinsurance Ltd.	NO	1
.0408	Brookfield Reinsurance Ltd. Group	00000		0			Argerich Holdco 2022-1, LLC	.DE	OTH	BAMR US Holdings LLC	Management	0.000	Brookfield Reinsurance Ltd.	NO	13
.0408	Brookfield Reinsurance Ltd. Group	00000		0			Argerich 2022-1, LLC	.DE	OTH	Argerich Holdco 2022-1, LLC	Ownership	100.000	Brookfield Reinsurance Ltd.	NO	1
.0408	Brookfield Reinsurance Ltd. Group	00000	98-1748081	0			Archimedes L.P.	.CYM	OTH	American National Insurance Company	Ownership	53.000	Brookfield Reinsurance Ltd.	NO	13
.0408	Brookfield Reinsurance Ltd. Group	00000		0			ANG TOPCO I LLC	.DE	NIA	BAMR US Holdings LLC	Ownership	100.000	Brookfield Reinsurance Ltd.	NO	13
.0408	Brookfield Reinsurance Ltd. Group	00000		0			ANG MIDCO I LLC	.DE	NIA	ANG TOPCO I LLC	Ownership	100.000	Brookfield Reinsurance Ltd.	NO	13
.0408	Brookfield Reinsurance Ltd. Group	00000	26-4431276	0			ANCAP Jasper, LLC	.SC	NIA	ANICO Eagle, LLC	Ownership	100.000	Brookfield Reinsurance Ltd.	NO	1
.0408	Brookfield Reinsurance Ltd. Group	00000	26-4730727	0			ANCAP Jasper II, LLC	.SC	NIA	ANICO Eagle, LLC	Ownership	100.000	Brookfield Reinsurance Ltd.	NO	1
.0408	Brookfield Reinsurance Ltd. Group	00000		0			77G Propco Limited	.NJ	OTH	BNRE 77G Holdings Ltd.	Ownership	100.000	Brookfield Reinsurance Ltd.	NO	13
.0408	Brookfield Reinsurance Ltd. Group	00000	93-1651948	0			225 Liberty REIT LLC	.DE	OTH	225 Liberty Property Holdings Ltd.	Ownership	50.000	Brookfield Reinsurance Ltd.	NO	13
.0408	Brookfield Reinsurance Ltd. Group	00000	98-1737984	0			225 Liberty Property Holdings Ltd.	.CYM	OTH	ANTAC Core CRE LLC	Ownership	35.188	Brookfield Reinsurance Ltd.	NO	13
.0408	Brookfield Reinsurance Ltd. Group	00000		0			2022 Titan Note Issuer LP	.DE	OTH	American National Insurance Company	Ownership	100.000	Brookfield Reinsurance Ltd.	NO	13
.0408	Brookfield Reinsurance Ltd. Group	00000		0			2022 IO Note Issuer LP	.DE	OTH	American National Insurance Company	Ownership	100.000	Brookfield Reinsurance Ltd.	NO	13
.0408	Brookfield Reinsurance Ltd. Group	00000		0			2022 Ganymede Note Issuer LP	.DE	OTH	American National Insurance Company	Ownership	100.000	Brookfield Reinsurance Ltd.	NO	13

STATEMENT AS OF JUNE 30, 2024 OF THE AEL Re Vermont II, Inc

SCHEDULE Y

PART 1A - DETAIL OF INSURANCE HOLDING COMPANY SYSTEM

1	2	3	4	5	6	7	8	9	10	11	12	13	14	15	16
Group Code	Group Name	NAIC Company Code	ID Number	Federal RSSD	CIK	Name of Securities Exchange if Publicly Traded (U.S. or International)	Names of Parent, Subsidiaries Or Affiliates	Domiciliary Location	Relationship to Reporting Entity	Directly Controlled by (Name of Entity/Person)	Type of Control (Ownership, Board, Management, Attorney-in-Fact, Influence, Other)	If Control is Ownership Provide Percentage	Ultimate Controlling Entity(ies)/Person(s)	Is an SCA Filing Required? (Yes/No)	*
.0408	Brookfield Reinsurance Ltd. Group	00000	99-0897384				ANICO RE0 LLC	TX	DS	American National Insurance Company	Ownership	100.000	Brookfield Reinsurance Ltd.	NO	1
.0408	Brookfield Reinsurance Ltd. Group	00000		0			2022 Europa Note Issuer LP	DE	OTH	American National Insurance Company	Ownership	100.000	Brookfield Reinsurance Ltd.	NO	13
.0408	Brookfield Reinsurance Ltd. Group	00000		0			2022 Ceres Note Issuer LP	DE	OTH	American National Insurance Company	Ownership	100.000	Brookfield Reinsurance Ltd.	NO	13
.0408	Brookfield Reinsurance Ltd. Group	00000	98-0214719				Argo Group International Holdings, Inc.	DE	OTH	BNRE Triangle Acquisition Inc.	Ownership	100.000	Brookfield Reinsurance Ltd.	NO	
.0408	Brookfield Reinsurance Ltd. Group	00000	30-6079295	0			PXRE Capital Statutory Trust II	CT	NIA	Argo Group International Holdings, Inc.	Ownership	100.000	Brookfield Reinsurance Ltd.	NO	
.0408	Brookfield Reinsurance Ltd. Group	00000	30-6078985	0			PXRE Capital Statutory Trust VI	DE	NIA	Argo Group International Holdings, Inc.	Ownership	100.000	Brookfield Reinsurance Ltd.	NO	
.0408	Brookfield Reinsurance Ltd. Group	00000		0			Ariel Re Property & Casualty	GBR	NIA	Argo Group International Holdings, Inc.	Ownership	100.000	Brookfield Reinsurance Ltd.	NO	
.0408	Brookfield Reinsurance Ltd. Group	00000	98-0518572		1436607		Argo Re Ltd.	BMU		Argo Group International Holdings, Inc.	Ownership	100.000	Brookfield Reinsurance Ltd.	NO	
.0408	Brookfield Reinsurance Ltd. Group	00000	98-0214301	0			PXRE Reinsurance (Barbados), Ltd. Argo Re Escritório de Representação no Brasil Ltda.	BRB	NIA	Argo Re Ltd.	Ownership	100.000	Brookfield Reinsurance Ltd.	NO	
.0408	Brookfield Reinsurance Ltd. Group	00000		0			Argo Insurance Services Bermuda, Ltd.	BRA	NIA	Argo Re Ltd.	Ownership	100.000	Brookfield Reinsurance Ltd.	NO	
.0408	Brookfield Reinsurance Ltd. Group	00000		0			Argo Irish Holdings I Ltd.	BMU	OTH	Argo Re Ltd.	Ownership	100.000	Brookfield Reinsurance Ltd.	NO	
.0408	Brookfield Reinsurance Ltd. Group	00000		0			Argo Irish Holdings II	BMU	NIA	Argo Irish Holdings I Ltd.	Ownership	100.000	Brookfield Reinsurance Ltd.	NO	
.0408	Brookfield Reinsurance Ltd. Group	00000		0			Argo International Holdings Limited	GBR	NIA	Argo Re Ltd.	Ownership	100.000	Brookfield Reinsurance Ltd.	NO	
.0408	Brookfield Reinsurance Ltd. Group	00000		0			ArgoGlobal Assicurazioni S.p.A.	ITA	NIA	Argo International Holdings Limited	Ownership	100.000	Brookfield Reinsurance Ltd.	NO	
.0408	Brookfield Reinsurance Ltd. Group	00000		0			Argo Financial Holding (Ireland) UC	IRL	NIA	Argo Irish Holdings I Ltd.	Ownership	99.900	Brookfield Reinsurance Ltd.	NO	
.0408	Brookfield Reinsurance Ltd. Group	00000		0			Argo Financial Holding (Ireland) UC	IRL	NIA	Argo Irish Holdings II	Ownership	0.100	Brookfield Reinsurance Ltd.	NO	
.0408	Brookfield Reinsurance Ltd. Group	00000	06-1183996	0			Argo Group US, Inc.	DE	NIA	Argo Financial Holding (Ireland) UC	Ownership	100.000	Brookfield Reinsurance Ltd.	NO	
.0408	Brookfield Reinsurance Ltd. Group	00000	74-6527228		1470439		Argonaut Group Statutory Trust	CT	NIA	Argo Group US, Inc.	Ownership	100.000	Brookfield Reinsurance Ltd.	NO	
.0408	Brookfield Reinsurance Ltd. Group	00000		0			Argonaut Group Statutory Trust III	DE	NIA	Argo Group US, Inc.	Ownership	100.000	Brookfield Reinsurance Ltd.	NO	
.0408	Brookfield Reinsurance Ltd. Group	00000		0			Argonaut Group Statutory Trust IV	DE	NIA	Argo Group US, Inc.	Ownership	100.000	Brookfield Reinsurance Ltd.	NO	
.0408	Brookfield Reinsurance Ltd. Group	00000		0			Argonaut Group Statutory Trust V	DE	NIA	Argo Group US, Inc.	Ownership	100.000	Brookfield Reinsurance Ltd.	NO	
.0408	Brookfield Reinsurance Ltd. Group	00000		0			Argonaut Group Statutory Trust VI	CT	NIA	Argo Group US, Inc.	Ownership	100.000	Brookfield Reinsurance Ltd.	NO	
.0408	Brookfield Reinsurance Ltd. Group	00000		0			Argonaut Group Statutory Trust VII	DE	NIA	Argo Group US, Inc.	Ownership	100.000	Brookfield Reinsurance Ltd.	NO	
.0408	Brookfield Reinsurance Ltd. Group	00000		0			Argonaut Group Statutory Trust VIII	DE	NIA	Argo Group US, Inc.	Ownership	100.000	Brookfield Reinsurance Ltd.	NO	
.0408	Brookfield Reinsurance Ltd. Group	00000		0			Argonaut Group Statutory Trust IX	DE	NIA	Argo Group US, Inc.	Ownership	100.000	Brookfield Reinsurance Ltd.	NO	
.0408	Brookfield Reinsurance Ltd. Group	00000		0			Argonaut Group Statutory Trust X	DE	NIA	Argo Group US, Inc.	Ownership	100.000	Brookfield Reinsurance Ltd.	NO	
.0408	Brookfield Reinsurance Ltd. Group	00000	74-2999179	0			Argonaut Management Services, Inc.	DE	NIA	Argo Group US, Inc.	Ownership	100.000	Brookfield Reinsurance Ltd.	NO	
.0408	Brookfield Reinsurance Ltd. Group	12600	20-1991050	0			ARIS Title Insurance Corporation	NY	IA	Argo Group US, Inc.	Ownership	100.000	Brookfield Reinsurance Ltd.	NO	
.0408	Brookfield Reinsurance Ltd. Group	00000	74-2948177	0			Trident Insurance Services, L.L.C.	TX	NIA	Argo Group US, Inc.	Ownership	100.000	Brookfield Reinsurance Ltd.	NO	
.0408	Brookfield Reinsurance Ltd. Group	00000	04-2442943	0			Alteris Insurance Services, Inc.	MA	NIA	Argo Group US, Inc.	Ownership	100.000	Brookfield Reinsurance Ltd.	NO	
.0408	Brookfield Reinsurance Ltd. Group	19801	94-1390273	0			Argonaut Insurance Company	IL	IA	Argo Group US, Inc.	Ownership	100.000	Brookfield Reinsurance Ltd.	NO	
.0408	Brookfield Reinsurance Ltd. Group	19828	36-2489372	0			Argonaut-Midwest Insurance Company	IL	IA	Argonaut Insurance Company	Ownership	100.000	Brookfield Reinsurance Ltd.	NO	
.0408	Brookfield Reinsurance Ltd. Group	19860	37-0301640	0			Argonaut Great Central Insurance Company	IL	IA	Argonaut Insurance Company	Ownership	100.000	Brookfield Reinsurance Ltd.	NO	
.0408	Brookfield Reinsurance Ltd. Group	39993	54-1423096	0			Colony Insurance Company	VA	IA	Argonaut Insurance Company	Ownership	100.000	Brookfield Reinsurance Ltd.	NO	
.0408	Brookfield Reinsurance Ltd. Group	34118	65-0075940	0			Peleus Insurance Company	VA	IA	Colony Insurance Company	Ownership	100.000	Brookfield Reinsurance Ltd.	NO	
.0408	Brookfield Reinsurance Ltd. Group	36927	34-1266871	0			Colony Specialty Insurance Company	IL	IA	Colony Insurance Company	Ownership	100.000	Brookfield Reinsurance Ltd.	NO	
.0408	Brookfield Reinsurance Ltd. Group	35505	25-1620138	0			Rockwood Casualty Insurance Company	PA	IA	Argo Group US, Inc.	Ownership	100.000	Brookfield Reinsurance Ltd.	NO	
.0408	Brookfield Reinsurance Ltd. Group	10726	23-2904771	0			Somerset Casualty Insurance Company	PA	IA	Rockwood Casualty Insurance Company	Ownership	100.000	Brookfield Reinsurance Ltd.	NO	
.0408	Brookfield Reinsurance Ltd. Group	00000	99-1888471	0			ANICO RE0 C2 Owner LLC	TX	DS	American National Insurance Company	Ownership	100.000	Brookfield Reinsurance Ltd.	NO	1
.0408	Brookfield Reinsurance Ltd. Group	00000	99-1291933	0			ANICO RE0 St. James Owner LLC	TX	DS	American National Insurance Company	Ownership	100.000	Brookfield Reinsurance Ltd.	NO	1
.0408	Brookfield Reinsurance Ltd. Group	00000	93-1665964	0			200 Liberty REIT LLC	DE	OTH	200 Liberty Property Holdings Ltd.	Ownership	50.000	Brookfield Reinsurance Ltd.	NO	13
.0408	Brookfield Reinsurance Ltd. Group	00000	98-1737992	0			200 Liberty Property Holdings Ltd.	CYM	OTH	ANTAC Core CRE LLC	Ownership	34.845	Brookfield Reinsurance Ltd.	NO	13
.0408	Brookfield Reinsurance Ltd. Group	00000		0			1363015 Alberta Ltd.	CAN	NIA	Chipman Development Corporation	Ownership	100.000	Brookfield Reinsurance Ltd.	NO	1
.0408	Brookfield Reinsurance Ltd. Group	00000	20-8668116	0			121 Village, Ltd.	TX	NIA	ANREINV, LLC	Management	0.000	Brookfield Reinsurance Ltd.	NO	1
.0408	Brookfield Reinsurance Ltd. Group	00000	36-4814921	0			121 Village Lots 2/3, Ltd.	TX	NIA	ANREINV, LLC	Management	0.000	Brookfield Reinsurance Ltd.	NO	1
.0408	Brookfield Reinsurance Ltd. Group	00000	87-3288802	0			121 Village Corner Development, Ltd.	TX	NIA	ANREINV, LLC	Management	0.000	Brookfield Reinsurance Ltd.	NO	1
.0408	Brookfield Reinsurance Ltd. Group	00000	92-2374250	0			1100 Ave of Americas REIT LLC	DE	OTH	1100 AoA Property Holdings Ltd.	Ownership	50.000	Brookfield Reinsurance Ltd.	NO	13

STATEMENT AS OF JUNE 30, 2024 OF THE AEL Re Vermont II, Inc

SCHEDULE Y
PART 1A - DETAIL OF INSURANCE HOLDING COMPANY SYSTEM

1	2	3	4	5	6	7	8	9	10	11	12	13	14	15	16
Group Code	Group Name	NAIC Company Code	ID Number	Federal RSSD	CIK	Name of Securities Exchange if Publicly Traded (U.S. or International)	Names of Parent, Subsidiaries Or Affiliates	Domiciliary Location	Relationship to Reporting Entity	Directly Controlled by (Name of Entity/Person)	Type of Control (Ownership, Board, Management, Attorney-in-Fact, Influence, Other)	If Control is Ownership Provide Percentage	Ultimate Controlling Entity(ies)/Person(s)	Is an SCA Filing Required? (Yes/No)	*
.0408	Brookfield Reinsurance Ltd. Group	00000	98-1737979		0		1100 AoA Property Holdings Ltd.	..CYM	..OTH	ANTAC Core CRE LLC	Ownership	..36.015	Brookfield Reinsurance Ltd.	..NO	..13
.0408	Brookfield Reinsurance Ltd. Group				0		BNRE Canada Services Inc.	..CAN	..NIA	BAMR Holdings Ltd.	Ownership	..100.000	Brookfield Reinsurance Ltd.	..NO	..1
.0408	Brookfield Reinsurance Ltd. Group	92738	42-1153896				American Equity Investment Life Insurance Company	..IA	..RE	American National Group Inc.	Ownership	..100.000	Brookfield Reinsurance Ltd.	..NO	
.0408	Brookfield Reinsurance Ltd. Group	11135	22-3762465				American Equity Investment Life Insurance Company of New York	..NY	..NIA	American National Group Inc.	Ownership	..100.000	Brookfield Reinsurance Ltd.	..NO	
.0408	Brookfield Reinsurance Ltd. Group	13183	26-3218907				Eagle Life Insurance Company	..IA	..NIA	American National Group Inc.	Ownership	..100.000	Brookfield Reinsurance Ltd.	..NO	
.0408	Brookfield Reinsurance Ltd. Group	17189	87-2625017				AEL Re Vermont Inc	..VT	..NIA	American National Group Inc.	Ownership	..100.000	Brookfield Reinsurance Ltd.	..NO	
.0408	Brookfield Reinsurance Ltd. Group	17553	93-3948200				AEL Re Vermont II Inc	..VT	..NIA	American National Group Inc.	Ownership	..100.000	Brookfield Reinsurance Ltd.	..NO	
.0408	Brookfield Reinsurance Ltd. Group	71323	75-1168687				Entrada Life Insurance Company	..AZ	..RE	American National Group Inc.	Ownership	..100.000	Brookfield Reinsurance Ltd.	..NO	
.0408	Brookfield Reinsurance Ltd. Group		27-0413288				AERL, LC	..IA	..NIA	American National Group Inc.	Ownership	..100.000	Brookfield Reinsurance Ltd.	..NO	
.0408	Brookfield Reinsurance Ltd. Group		88-0711676				BH JV Multifamily Investors, LLC	..DE	..NIA	American National Group Inc.	Ownership	..95.000	Brookfield Reinsurance Ltd.	..NO	
.0408	Brookfield Reinsurance Ltd. Group						Vantage at Westover Parent, LLC	..DE	..NIA	BH JV Multifamily Investors, LLC	Ownership	..85.560	Brookfield Reinsurance Ltd.	..NO	
.0408	Brookfield Reinsurance Ltd. Group						Stonecastle Apartments Holdings, LLC	..DE	..NIA	BH JV Multifamily Investors, LLC	Ownership	..80.020	Brookfield Reinsurance Ltd.	..NO	
.0408	Brookfield Reinsurance Ltd. Group						Residential Investment Trust	..DE	..NIA	American Equity Investment Life Insurance Company	Ownership	..100.000	Brookfield Reinsurance Ltd.	..NO	
.0408	Brookfield Reinsurance Ltd. Group						Residential Investment Trust III	..DE	..NIA	American Equity Investment Life Insurance Company	Ownership	..100.000	Brookfield Reinsurance Ltd.	..NO	
.0408	Brookfield Reinsurance Ltd. Group						Residential Investment Trust IV	..DE	..NIA	American Equity Investment Life Insurance Company	Ownership	..100.000	Brookfield Reinsurance Ltd.	..NO	
.0408	Brookfield Reinsurance Ltd. Group						Residential Investment Trust -Berm FW	..DE	..NIA	American Equity Investment Life Insurance Company	Ownership	..100.000	Brookfield Reinsurance Ltd.	..NO	
.0408	Brookfield Reinsurance Ltd. Group						Residential Investment Trust III - Berm FW	..DE	..NIA	American Equity Investment Life Insurance Company	Ownership	..100.000	Brookfield Reinsurance Ltd.	..NO	
.0408	Brookfield Reinsurance Ltd. Group						Residential Investment Trust IV - Berm FW	..DE	..NIA	American Equity Investment Life Insurance Company	Ownership	..100.000	Brookfield Reinsurance Ltd.	..NO	
.0408	Brookfield Reinsurance Ltd. Group						Residential Investment Trust III - Verm FW	..DE	..NIA	American Equity Investment Life Insurance Company	Ownership	..100.000	Brookfield Reinsurance Ltd.	..NO	
.0408	Brookfield Reinsurance Ltd. Group						ISQ Ace Fund, LLC	..DE	..NIA	American Equity Investment Life Insurance Company	Ownership	..98.000	Brookfield Reinsurance Ltd.	..NO	
.0408	Brookfield Reinsurance Ltd. Group		92-1992151				BH JV (Berm FW) Multifamily Investors, LLC	..DE	..NIA	American Equity Investment Life Insurance Company	Ownership	..95.000	Brookfield Reinsurance Ltd.	..NO	
.0408	Brookfield Reinsurance Ltd. Group		92-1610110				Ace Fund Holdings LLC	..DE	..NIA	American Equity Investment Life Insurance Company	Ownership	..92.900	Brookfield Reinsurance Ltd.	..NO	
.0408	Brookfield Reinsurance Ltd. Group						Vantage at Westover Parent, LLC	..DE	..NIA	BH JV (Berm FW) Multifamily Investors, LLC	Ownership	..14.440	Brookfield Reinsurance Ltd.	..NO	
.0408	Brookfield Reinsurance Ltd. Group						Vantage at Westover Owner, LLC	..DE	..NIA	Vantage at Westover Parent, LLC	Ownership	..100.000	Brookfield Reinsurance Ltd.	..NO	
.0408	Brookfield Reinsurance Ltd. Group						Stonecastle Apartments Holdings, LLC	..DE	..NIA	BH JV (Berm FW) Multifamily Investors, LLC	Ownership	..19.980	Brookfield Reinsurance Ltd.	..NO	
.0408	Brookfield Reinsurance Ltd. Group						PBJ Stonecastle, LLC	..DE	..NIA	Stonecastle Apartments Holdings, LLC	Ownership	..100.000	Brookfield Reinsurance Ltd.	..NO	
.0408	Brookfield Reinsurance Ltd. Group		88-4253582				M-A LPI Holdings, LLC	..DE	..NIA	American Equity Investment Life Insurance Company	Ownership	..84.270	Brookfield Reinsurance Ltd.	..NO	
.0408	Brookfield Reinsurance Ltd. Group						Residential Investment Trust II	..DE	..NIA	Eagle Life Insurance Company	Ownership	..100.000	Brookfield Reinsurance Ltd.	..NO	
.0408	Brookfield Reinsurance Ltd. Group						Residential Investment Trust III-E	..DE	..NIA	Eagle Life Insurance Company	Ownership	..100.000	Brookfield Reinsurance Ltd.	..NO	
.0408	Brookfield Reinsurance Ltd. Group						Residential Investment Trust V	..DE	..NIA	Eagle Life Insurance Company	Ownership	..100.000	Brookfield Reinsurance Ltd.	..NO	
.0408	Brookfield Reinsurance Ltd. Group		88-4253582				M-A LPI Holdings, LLC	..DE	..NIA	Eagle Life Insurance Company	Ownership	..5.730	Brookfield Reinsurance Ltd.	..NO	
.0408	Brookfield Reinsurance Ltd. Group		88-4247932				M-LPI Resort Holdings, LLC	..DE	..NIA	M-A LPI Holdings, LLC	Ownership	..80.000	Brookfield Reinsurance Ltd.	..NO	

STATEMENT AS OF JUNE 30, 2024 OF THE AEL Re Vermont II, Inc

SCHEDULE Y
PART 1A - DETAIL OF INSURANCE HOLDING COMPANY SYSTEM

1	2	3	4	5	6	7	8	9	10	11	12	13	14	15	16
Group Code	Group Name	NAIC Company Code	ID Number	Federal RSSD	CIK	Name of Securities Exchange if Publicly Traded (U.S. or International)	Names of Parent, Subsidiaries Or Affiliates	Domi-ciliary Location	Relation-ship to Reporting Entity	Directly Controlled by (Name of Entity/Person)	Type of Control (Ownership, Board, Management, Attorney-in-Fact, Influence, Other)	If Control is Ownership Provide Percentage	Ultimate Controlling Entity(ies)/Person(s)	Is an SCA Filing Re-quired? (Yes/No)	*
.0408	Brookfield Reinsurance Ltd. Group		92-1610110				Ace Fund Holdings LLC	..DE.....	..NIA.....	Eagle Life Insurance Company	Ownership.....	7.100	Brookfield Reinsurance Ltd.NO.....	
.0408	Brookfield Reinsurance Ltd. Group		92-0856342				M-LPI Resort Owner, LLC	..DE.....	..NIA.....	M-LPI Resort Holdings, LLC	Ownership.....	100.000	Brookfield Reinsurance Ltd.NO.....	
.0408	Brookfield Reinsurance Ltd. Group		85-4289437				AE Capital, LLC	..IA.....	..NIA.....	American National Group Inc.	Ownership.....	100.000	Brookfield Reinsurance Ltd.NO.....	
.0408	Brookfield Reinsurance Ltd. Group		98-1640447				AEL Re Bermuda Ltd	..BMJ.....	..IA.....	American National Group Inc.	Ownership.....	100.000	Brookfield Reinsurance Ltd.NO.....	
.0408	Brookfield Reinsurance Ltd. Group		42-6593040				American Equity Capital Trust II	..DE.....	..NIA.....	American National Group Inc.	Ownership.....	100.000	Brookfield Reinsurance Ltd.NO.....	
.0408	Brookfield Reinsurance Ltd. Group		42-1461598				American Equity Investment Properties, L.C.	..IA.....	..NIA.....	American National Group Inc.	Ownership.....	100.000	Brookfield Reinsurance Ltd.NO.....	
.0408	Brookfield Reinsurance Ltd. Group		86-1532673				High Trestle Investment Management, LLC	..IA.....	..NIA.....	American National Group Inc.	Ownership.....	100.000	Brookfield Reinsurance Ltd.NO.....	
.0408	Brookfield Reinsurance Ltd. Group		88-3749240				North Wolf Bay Holdings, LLC	..DE.....	..NIA.....	American National Group Inc.	Ownership.....	100.000	Brookfield Reinsurance Ltd.NO.....	
.0408	Brookfield Reinsurance Ltd. Group		87-2713076				NC Securities Holdco, LLC	..NC.....	..NIA.....	American National Group Inc.	Ownership.....	100.000	Brookfield Reinsurance Ltd.NO.....	
.0408	Brookfield Reinsurance Ltd. Group		88-3743138				AEL Financial Services, LLC	..NC.....	..NIA.....	NC Securities Holdco, LLC	Ownership.....	100.000	Brookfield Reinsurance Ltd.NO.....	
.0408	Brookfield Reinsurance Ltd. Group						BAM V Geneva LLC	..DE.....	..OTH.....	Bventures Holdco LLC	Ownership.....	81.000	Brookfield Reinsurance Ltd.NO.....	13
.0408	Brookfield Reinsurance Ltd. Group						BNRE Canada Pref Sub Inc.	..CAN.....	..OTH.....	BNRE Canada Holdings Inc.	Ownership.....	100.000	Brookfield Reinsurance Ltd.NO.....	13
.0408	Brookfield Reinsurance Ltd. Group						BNRE Canada Holdings Inc.	..CAN.....	..OTH.....	BAM Re Holdings Ltd.	Ownership.....	100.000	Brookfield Reinsurance Ltd.NO.....	13
.0408	Brookfield Reinsurance Ltd. Group						BNRE Canada Finance ULC	..CAN.....	..OTH.....	BNRE Canada Holdings Inc.	Ownership.....	100.000	Brookfield Reinsurance Ltd.NO.....	13
.0408	Brookfield Reinsurance Ltd. Group						BNRE Bermuda Finance LP	..BMJ.....	..OTH.....	BNRE Bermuda Finance Holdings Ltd.	Ownership.....	99.000	Brookfield Reinsurance Ltd.NO.....	13
.0408	Brookfield Reinsurance Ltd. Group						BNRE Bermuda Finance GP Ltd.	..BMJ.....	..OTH.....	BNRE Bermuda Finance Holdings Ltd.	Ownership.....	100.000	Brookfield Reinsurance Ltd.NO.....	13
.0408	Brookfield Reinsurance Ltd. Group						BNRE Bermuda Finance Holdings Ltd.	..BMJ.....	..OTH.....	BAM Re Holdings Ltd.	Ownership.....	100.000	Brookfield Reinsurance Ltd.NO.....	13
.0408	Brookfield Reinsurance Ltd. Group						Brookfield Annuity Loan LP	..CAN.....	..OTH.....	Brookfield Annuity Company	Ownership.....	99.000	Brookfield Reinsurance Ltd.NO.....	13
.0408	Brookfield Reinsurance Ltd. Group						Bventures Holdco LLC	..DE.....	..OTH.....	Chamberlain Blanc 2023-1 LLC	Ownership.....	100.000	Brookfield Reinsurance Ltd.NO.....	13
.0408	Brookfield Reinsurance Ltd. Group						200 VESEY PROPERTY HOLDINGS LTD.	..CYM.....	..OTH.....	American Equity Investment Life Insurance Company	Ownership.....	100.000	Brookfield Reinsurance Ltd.NO.....	13
.0408	Brookfield Reinsurance Ltd. Group						5 MW Property Holdings Ltd.	..CYM.....	..OTH.....	Brookfield Reinsurance Investments LP	Ownership.....	47.200	Brookfield Reinsurance Ltd.NO.....	13
.0408	Brookfield Reinsurance Ltd. Group						Bay Adelaide North Property Structure	..CAN.....	..OTH.....	American Equity Investment Life Insurance Company	Ownership.....	77.600	Brookfield Reinsurance Ltd.NO.....	13
.0408	Brookfield Reinsurance Ltd. Group						ALA MOANA PROPERTY HOLDINGS LTD.	..CYM.....	..OTH.....	American Equity Investment Life Insurance Company	Ownership.....	77.600	Brookfield Reinsurance Ltd.NO.....	13
.0408	Brookfield Reinsurance Ltd. Group						TYSONS GALLERIA PROPERTY HOLDINGS LTD.	..CYM.....	..OTH.....	American Equity Investment Life Insurance Company	Ownership.....	65.000	Brookfield Reinsurance Ltd.NO.....	13
.0408	Brookfield Reinsurance Ltd. Group						WOODLANDS MALL PROPERTY HOLDINGS LTD.	..CYM.....	..OTH.....	American Equity Investment Life Insurance Company	Ownership.....	66.000	Brookfield Reinsurance Ltd.NO.....	13
.0408	Brookfield Reinsurance Ltd. Group						La Cantera Property Holdings Ltd.	..CYM.....	..OTH.....	American Equity Investment Life Insurance Company	Ownership.....	70.500	Brookfield Reinsurance Ltd.NO.....	13
.0408	Brookfield Reinsurance Ltd. Group						JORDAN CREEK PROPERTY HOLDINGS LTD.	..CYM.....	..OTH.....	American Equity Investment Life Insurance Company	Ownership.....	61.400	Brookfield Reinsurance Ltd.NO.....	13
.0408	Brookfield Reinsurance Ltd. Group						2 MW Property Holdings Ltd.	..CYM.....	..OTH.....	Brookfield Reinsurance Investments LP	Ownership.....	47.200	Brookfield Reinsurance Ltd.NO.....	13
.0408	Brookfield Reinsurance Ltd. Group						WILLLOWBROOK PROPERTY HOLDINGS LTD.	..CYM.....	..OTH.....	American Equity Investment Life Insurance Company	Ownership.....	64.800	Brookfield Reinsurance Ltd.NO.....	13
.0408	Brookfield Reinsurance Ltd. Group						BOULDER REINSURANCE (CAYMAN) LTD	..CYM.....	..OTH.....	American National Group Inc.	Ownership.....	100.000	Brookfield Reinsurance Ltd.NO.....	13

Asterisk	Explanation
----------	-------------

SUPPLEMENTAL EXHIBITS AND SCHEDULES INTERROGATORIES

The following supplemental reports are required to be filed as part of your statement filing. However, in the event that your company does not transact the type of business for which the special report must be filed, your response of NO to the specific interrogatory will be accepted in lieu of filing a "NONE" report and a bar code will be printed below. If the supplement is required of your company but is not being filed for whatever reason enter SEE EXPLANATION and provide an explanation following the interrogatory questions.

	Response
1. Will the Trusteed Surplus Statement be filed with the state of domicile and the NAIC with this statement?	NO
2. Will the Medicare Part D Coverage Supplement be filed with the state of domicile and the NAIC with this statement?	NO
3. Will the Reasonableness of Assumptions Certification required by Actuarial Guideline XXXV be filed with the state of domicile and electronically with the NAIC?	NO
4. Will the Reasonableness and Consistency of Assumptions Certification required by Actuarial Guideline XXXV be filed with the state of domicile and electronically with the NAIC?	YES
5. Will the Reasonableness of Assumptions Certification for Implied Guaranteed Rate Method required by Actuarial Guideline XXXVI be filed with the state of domicile and electronically with the NAIC?	NO
6. Will the Reasonableness and Consistency of Assumptions Certification required by Actuarial Guideline XXXVI (Updated Average Market Value) be filed with the state of domicile and electronically with the NAIC?	NO
7. Will the Reasonableness and Consistency of Assumptions Certification required by Actuarial Guideline XXXVI (Updated Market Value) be filed with the state of domicile and electronically with the NAIC?	NO
8. Will the Life PBR Statement of Exemption be filed with the state of domicile by July 1st and electronically with the NAIC with the second quarterly filing per the Valuation Manual (by August 15)? (2nd Quarter Only) The response for 1st and 3rd quarters should be N/A. A NO response resulting with a bar code is only appropriate in the 2nd quarter. In the case of an ongoing statement of exemption, enter "SEE EXPLANATION" and provide as an explanation that the company is utilizing an ongoing statement of exemption.	NO

AUGUST FILING


9. Will the regulator-only (non-public) Communication of Internal Control Related Matters Noted in Audit be filed with the state of domicile and electronically with the NAIC (as a regulator-only non-public document) by August 1? The response for 1st and 3rd quarters should be N/A. A NO response resulting with a bar code is only appropriate in the 2nd quarter.	YES
--	-----

Explanation:

1. Not required to be filed by Company
2. Not required to be filed by Company
3. Not required to be filed by Company
5. Not required to be filed by Company
6. Not required to be filed by Company
7. Not required to be filed by Company
8. Not required to be filed by Company

Bar Code:

1. Trusteed Surplus Statement [Document Identifier 490]
2. Medicare Part D Coverage Supplement [Document Identifier 365]
3. Reasonableness of Assumptions Certification required by Actuarial Guideline XXXV [Document Identifier 445]
5. Reasonableness of Assumptions Certification for Implied Guaranteed Rate Method required by Actuarial Guideline XXXVI [Document Identifier 447]
6. Reasonableness and Consistency of Assumptions Certification required by Actuarial Guideline XXXVI [Document Identifier 448]
7. Reasonableness and Consistency of Assumptions Certification required by Actuarial Guideline XXXVI (Updated Market Value) [Document Identifier 449]
8. Life PBR Statement of Exemption (2nd Quarter Only) [Document Identifier 700]



NONE

STATEMENT AS OF JUNE 30, 2024 OF THE AEL Re Vermont II, Inc

SCHEDULE A - VERIFICATION

Real Estate

	1 Year to Date	2 Prior Year Ended December 31
1. Book/adjusted carrying value, December 31 of prior year		
2. Cost of acquired:		
2.1 Actual cost at time of acquisition		
2.2 Additional investment made after acquisition		
3. Current year change in encumbrances		
4. Total gain (loss) on disposals		
5. Deduct amounts received on disposals		
6. Total foreign exchange change in book/adjusted carrying value		
7. Deduct current year's other than temporary impairment recognized		
8. Deduct current year's depreciation		
9. Book/adjusted carrying value at the end of current period (Lines 1+2+3+4-5+6-7-8)		
10. Deduct total nonadmitted amounts		
11. Statement value at end of current period (Line 9 minus Line 10)		

NONE

SCHEDULE B - VERIFICATION

Mortgage Loans

	1 Year to Date	2 Prior Year Ended December 31
1. Book value/recorded investment excluding accrued interest, December 31 of prior year		
2. Cost of acquired:		
2.1 Actual cost at time of acquisition		
2.2 Additional investment made after acquisition		
3. Capitalized deferred interest and other		
4. Accrual of discount		
5. Unrealized valuation increase/(decrease)		
6. Total gain (loss) on disposals		
7. Deduct amounts received on disposals		
8. Deduct amortization of premium and mortgage interest points and commitment fees		
9. Total foreign exchange change in book value/recorded investment excluding accrued interest		
10. Deduct current year's other than temporary impairment recognized		
11. Book value/recorded investment excluding accrued interest at end of current period (Lines 1+2+3+4+5+6-7-8+9-10)		
12. Total valuation allowance		
13. Subtotal (Line 11 plus Line 12)		
14. Deduct total nonadmitted amounts		
15. Statement value at end of current period (Line 13 minus Line 14)		

NONE

SCHEDULE BA - VERIFICATION

Other Long-Term Invested Assets

	1 Year to Date	2 Prior Year Ended December 31
1. Book/adjusted carrying value, December 31 of prior year		
2. Cost of acquired:		
2.1 Actual cost at time of acquisition	3,735,732	
2.2 Additional investment made after acquisition	8,729	
3. Capitalized deferred interest and other		
4. Accrual of discount		
5. Unrealized valuation increase/(decrease)		
6. Total gain (loss) on disposals		
7. Deduct amounts received on disposals		
8. Deduct amortization of premium and depreciation		
9. Total foreign exchange change in book/adjusted carrying value		
10. Deduct current year's other than temporary impairment recognized		
11. Book/adjusted carrying value at end of current period (Lines 1+2+3+4+5+6-7-8+9-10)	3,744,461	
12. Deduct total nonadmitted amounts		
13. Statement value at end of current period (Line 11 minus Line 12)	3,744,461	

SCHEDULE D - VERIFICATION

Bonds and Stocks

	1 Year to Date	2 Prior Year Ended December 31
1. Book/adjusted carrying value of bonds and stocks, December 31 of prior year		
2. Cost of bonds and stocks acquired	1,677,965	
3. Accrual of discount	2,836	
4. Unrealized valuation increase/(decrease)		
5. Total gain (loss) on disposals		
6. Deduct consideration for bonds and stocks disposed of		
7. Deduct amortization of premium		
8. Total foreign exchange change in book/adjusted carrying value		
9. Deduct current year's other than temporary impairment recognized		
10. Total investment income recognized as a result of prepayment penalties and/or acceleration fees		
11. Book/adjusted carrying value at end of current period (Lines 1+2+3+4+5-6-7+8-9+10)	1,680,801	
12. Deduct total nonadmitted amounts		
13. Statement value at end of current period (Line 11 minus Line 12)	1,680,801	

STATEMENT AS OF JUNE 30, 2024 OF THE AEL Re Vermont II, Inc

SCHEDULE D - PART 1B

Showing the Acquisitions, Dispositions and Non-Trading Activity
During the Current Quarter for all Bonds and Preferred Stock by NAIC Designation

NAIC Designation	1 Book/Adjusted Carrying Value Beginning of Current Quarter	2 Acquisitions During Current Quarter	3 Dispositions During Current Quarter	4 Non-Trading Activity During Current Quarter	5 Book/Adjusted Carrying Value End of First Quarter	6 Book/Adjusted Carrying Value End of Second Quarter	7 Book/Adjusted Carrying Value End of Third Quarter	8 Book/Adjusted Carrying Value December 31 Prior Year
BONDS								
1. NAIC 1 (a)	19,850,009	20,657,120	30,300,000	224,229	19,850,009	10,431,358		7,449,607
2. NAIC 2 (a)	2,743,673	2,991,799	5,750,000	14,528	2,743,673			
3. NAIC 3 (a)	1,675,562	2,800		2,438	1,675,562	1,680,800		
4. NAIC 4 (a)								
5. NAIC 5 (a)								
6. NAIC 6 (a)								
7. Total Bonds	24,269,244	23,651,719	36,050,000	241,195	24,269,244	12,112,158		7,449,607
PREFERRED STOCK								
8. NAIC 1								
9. NAIC 2								
10. NAIC 3								
11. NAIC 4								
12. NAIC 5								
13. NAIC 6								
14. Total Preferred Stock								
15. Total Bonds and Preferred Stock	24,269,244	23,651,719	36,050,000	241,195	24,269,244	12,112,158		7,449,607

(a) Book/Adjusted Carrying Value column for the end of the current reporting period includes the following amount of short-term and cash equivalent bonds by NAIC designation:

NAIC 1 \$ 10,431,357 ; NAIC 2 \$; NAIC 3 \$; NAIC 4 \$; NAIC 5 \$; NAIC 6 \$

S102

Schedule DA - Part 1 - Short-Term Investments

N O N E

Schedule DA - Verification - Short-Term Investments

N O N E

Schedule DB - Part A - Verification - Options, Caps, Floors, Collars, Swaps and Forwards

N O N E

Schedule DB - Part B - Verification - Futures Contracts

N O N E

Schedule DB - Part C - Section 1 - Replication (Synthetic Asset) Transactions (RSATs) Open

N O N E

Schedule DB-Part C-Section 2-Reconciliation of Replication (Synthetic Asset) Transactions Open

N O N E

Schedule DB - Verification - Book/Adjusted Carrying Value, Fair Value and Potential Exposure of
Derivatives

N O N E

SCHEDULE E - PART 2 - VERIFICATION

(Cash Equivalents)

	1	2
	Year To Date	Prior Year Ended December 31
1. Book/adjusted carrying value, December 31 of prior year	7,449,607
2. Cost of cash equivalents acquired	107,256,375	7,441,646
3. Accrual of discount	470,274	7,961
4. Unrealized valuation increase/(decrease)
5. Total gain (loss) on disposals	5
6. Deduct consideration received on disposals	104,744,904
7. Deduct amortization of premium
8. Total foreign exchange change in book/adjusted carrying value
9. Deduct current year's other than temporary impairment recognized
10. Book/adjusted carrying value at end of current period (Lines 1+2+3+4+5-6-7+8-9)	10,431,357	7,449,607
11. Deduct total nonadmitted amounts
12. Statement value at end of current period (Line 10 minus Line 11)	10,431,357	7,449,607

Schedule A - Part 2 - Real Estate Acquired and Additions Made

N O N E

Schedule A - Part 3 - Real Estate Disposed

N O N E

Schedule B - Part 2 - Mortgage Loans Acquired and Additions Made

N O N E

Schedule B - Part 3 - Mortgage Loans Disposed, Transferred or Repaid

N O N E

STATEMENT AS OF JUNE 30, 2024 OF THE AEL Re Vermont II, Inc

SCHEDULE BA - PART 2

Showing Other Long-Term Invested Assets ACQUIRED AND ADDITIONS MADE During the Current Quarter

1 CUSIP Identification	2 Name or Description	Location		5 Name of Vendor or General Partner	6 NAIC Designation, NAIC Designation Modifier and SVO Admini- strative Symbol	7 Date Originally Acquired	8 Type and Strategy	9 Actual Cost at Time of Acquisition	10 Additional Investment Made After Acquisition	11 Amount of Encumbrances	12 Commitment for Additional Investment	13 Percentage of Ownership
		3 City	4 State									
000000-00-0	ASP SUMMA HOLDCO 1, LP	WILMINGTON	DE	HTIM		01/26/2024			8,729		755,539	99.000
1999999. Joint Venture Interests - Common Stock - Unaffiliated									8,729		755,539	XXX
6099999. Total - Unaffiliated									8,729		755,539	XXX
6199999. Total - Affiliated												XXX
6299999 - Totals									8,729		755,539	XXX

SCHEDULE BA - PART 3

Showing Other Long-Term Invested Assets DISPOSED, Transferred or Repaid During the Current Quarter

1 CUSIP Identification	2 Name or Description	Location		5 Name of Purchaser or Nature of Disposal	6 Date Originally Acquired	7 Disposal Date	8 Book/ Adjusted Carrying Value Less Encum- brances, Prior Year	Change in Book/Adjusted Carrying Value						15 Book/ Adjusted Carrying Value Less Encum- brances on Disposal	16 Consid- eration	17 Foreign Exchange Gain (Loss) on Disposal	18 Realized Gain (Loss) on Disposal	19 Total Gain (Loss) on Disposal	20 Invest- ment Income
		3 City	4 State					9 Unrealized Valuation Increase/ (De- crease)	10 Current Year's (Depre- ciation) or (Amorti- zation)/ Accretion	11 Current Year's Other Than Temporary Impair- ment Recogn- ized	12 Capital- ized Deferred Interest and Other	13 Total Change in Book/ Adjusted Carrying Value (9+10- 11+12)	14 Total Foreign Exchange Change in Book/ Adjusted Carrying Value						
NONE																			
6299999 - Totals																			

E03

STATEMENT AS OF JUNE 30, 2024 OF THE AEL Re Vermont II, Inc

SCHEDULE D - PART 3

Show All Long-Term Bonds and Stock Acquired During the Current Quarter

1 CUSIP Identification	2 Description	3 Foreign	4 Date Acquired	5 Name of Vendor	6 Number of Shares of Stock	7 Actual Cost	8 Par Value	9 Paid for Accrued Interest and Dividends	10 NAIC Designation, NAIC Designation Modifier and SVO Admini- strative Symbol
00232*-AF-7	ASPSUMMA1LLC ASPSUMMA1CLASSE 13.913% 01		04/09/2024	DIRECT		200	200		3.B PL
00235*-AF-4	ASPSUMMA2LLC ASPSUMMA2CLASSE 13.903% 01		04/09/2024	DIRECT		200	200		3.B PL
00235*-AF-2	ASPSUMMA3LLC ASPSUMMA3CLASSE 13.913% 01		05/24/2024	DIRECT		2,200	2,200		3.B PL
00236*-AF-3	ASPSUMMA4LLC ASPSUMMA4CLASSE 13.913% 01		04/09/2024	DIRECT		200	200		3.B PL
1109999999. Subtotal - Bonds - Industrial and Miscellaneous (Unaffiliated)						2,800	2,800		XXX
2509999997. Total - Bonds - Part 3						2,800	2,800		XXX
2509999998. Total - Bonds - Part 5						XXX	XXX	XXX	XXX
2509999999. Total - Bonds						2,800	2,800		XXX
4509999997. Total - Preferred Stocks - Part 3							XXX		XXX
4509999998. Total - Preferred Stocks - Part 5						XXX	XXX	XXX	XXX
4509999999. Total - Preferred Stocks							XXX		XXX
5989999997. Total - Common Stocks - Part 3							XXX		XXX
5989999998. Total - Common Stocks - Part 5						XXX	XXX	XXX	XXX
5989999999. Total - Common Stocks							XXX		XXX
5999999999. Total - Preferred and Common Stocks							XXX		XXX
6009999999 - Totals						2,800	XXX		XXX

Schedule D - Part 4 - Long-Term Bonds and Stocks Sold, Redeemed or Otherwise Disposed Of

N O N E

Schedule DB - Part A - Section 1 - Options, Caps, Floors, Collars, Swaps and Forwards Open

N O N E

Schedule DB - Part B - Section 1 - Futures Contracts Open

N O N E

Schedule DB - Part B - Section 1B - Brokers with whom cash deposits have been made

N O N E

Schedule DB - Part D - Section 1 - Counterparty Exposure for Derivative Instruments Open

N O N E

Schedule DB - Part D-Section 2 - Collateral for Derivative Instruments Open - Pledged By

N O N E

Schedule DB - Part D-Section 2 - Collateral for Derivative Instruments Open - Pledged To

N O N E

Schedule DB - Part E - Derivatives Hedging Variable Annuity Guarantees

N O N E

Schedule DL - Part 1 - Reinvested Collateral Assets Owned

N O N E

Schedule DL - Part 2 - Reinvested Collateral Assets Owned

N O N E

STATEMENT AS OF JUNE 30, 2024 OF THE AEL Re Vermont II, Inc

SCHEDULE E - PART 1 - CASH

Month End Depository Balances

1 Depository	2 Code	3 Rate of Interest	4 Amount of Interest Received During Current Quarter	5 Amount of Interest Accrued at Current Statement Date	Book Balance at End of Each Month During Current Quarter			9 *
					6 First Month	7 Second Month	8 Third Month	
Citi Bank New York, New York							(45,307)	.XXX.
PNC Bank Pittsburgh, Pennsylvania ..					190,434	200,136	245,028	.XXX.
State Street Bank Boston, Massachusetts		5.330	63,233		405,911	7,445,133	11,530,988	.XXX.
0199998. Deposits in ... depositories that do not exceed the allowable limit in any one depository (See instructions) - Open Depositories	XXX	XXX						XXX
0199999. Totals - Open Depositories	XXX	XXX	63,233		596,345	7,645,269	11,730,709	XXX
0299998. Deposits in ... depositories that do not exceed the allowable limit in any one depository (See instructions) - Suspended Depositories	XXX	XXX						XXX
0299999. Totals - Suspended Depositories	XXX	XXX						XXX
0399999. Total Cash on Deposit	XXX	XXX	63,233		596,345	7,645,269	11,730,709	XXX
0499999. Cash in Company's Office	XXX	XXX	XXX	XXX				XXX
.....								
.....								
.....								
.....								
.....								
.....								
.....								
.....								
.....								
.....								
.....								
.....								
.....								
.....								
0599999. Total - Cash	XXX	XXX	63,233		596,345	7,645,269	11,730,709	XXX

Medicare Part D Coverage Supplement

NONE

Trusted Surplus - Cover

NONE

Trusted Surplus Statement - Assets

NONE

Trusted Surplus Statement - Liabilities and Trusted Surplus

NONE

NONE