

**QUARTERLY STATEMENT**

**OF THE**

**AMERICAN EQUITY INVESTMENT LIFE INSURANCE COMPANY OF NEW  
YORK**

**TO THE**

**Insurance Department**

**OF THE**

**STATE OF**

**FOR THE QUARTER ENDED  
SEPTEMBER 30, 2024**

LIFE, ACCIDENT AND HEALTH

FRATERNAL BENEFIT SOCIETIES

**2024**



LIFE, ACCIDENT AND HEALTH COMPANIES/FRATERNAL BENEFIT SOCIETIES - ASSOCIATION EDITION

# QUARTERLY STATEMENT

AS OF SEPTEMBER 30, 2024

OF THE CONDITION AND AFFAIRS OF THE

## American Equity Investment Life Insurance Company of New York

NAIC Group Code 0408 2658 NAIC Company Code 11135 Employer's ID Number 22-3762465  
(Current) (Prior)

Organized under the Laws of New York, State of Domicile or Port of Entry NY

Country of Domicile United States of America

Licensed as business type: Life, Accident and Health [ X ] Fraternal Benefit Societies [ ]

Incorporated/Organized 03/01/2001 Commenced Business 07/01/2001

Statutory Home Office 1979 Marcus Avenue, Ste 210, Lake Success, NY, US 11042  
(Street and Number) (City or Town, State, Country and Zip Code)

Main Administrative Office 6000 Westown Pkwy  
(Street and Number)  
West Des Moines, IA, US 50266-5921, 866-233-6660  
(City or Town, State, Country and Zip Code) (Area Code) (Telephone Number)

Mail Address PO Box 71157, Des Moines, IA, US 50325  
(Street and Number or P.O. Box) (City or Town, State, Country and Zip Code)

Primary Location of Books and Records 6000 Westown Pkwy  
(Street and Number)  
West Des Moines, IA, US 50266-5921, 515-221-0002  
(City or Town, State, Country and Zip Code) (Area Code) (Telephone Number)

Internet Website Address www.eagle-lifeco.com/american-equity-of-new-york

Statutory Statement Contact Chelsea Jennifer Fichtner, 515-273-3876  
(Name) (Area Code) (Telephone Number)  
chelsea.fichtner@american-equity.com, 515-440-2715  
(E-mail Address) (FAX Number)

### OFFICERS

Chief Executive Officer Jeffrey D. Lorenzen # Treasurer Steven D. Schwartz #  
Chief Legal Officer, Senior Vice President, Chief Corporate Actuary  
Corporate Secretary Erik H. Askelsen # Angelika Feng

### OTHER

Bereket "Josh" Feyissa #, Chief Operating Officer Aaron J. Boushek #, Chief Financial Officer, Controller Shari V. Wood #, Senior Vice President, Chief of Staff and Head of Administrative Services

### DIRECTORS OR TRUSTEES

Jeffrey D. Lorenzen # Aaron J. Boushek # Christopher Donahue #  
Bereket "Josh" Feyissa # Gregory Morrison # Edward Muhl #  
Jere Pederson #

State of Iowa SS:  
County of Polk

The officers of this reporting entity being duly sworn, each depose and say that they are the described officers of said reporting entity, and that on the reporting period stated above, all of the herein described assets were the absolute property of the said reporting entity, free and clear from any liens or claims thereon, except as herein stated, and that this statement, together with related exhibits, schedules and explanations therein contained, annexed or referred to, is a full and true statement of all the assets and liabilities and of the condition and affairs of the said reporting entity as of the reporting period stated above, and of its income and deductions therefrom for the period ended, and have been completed in accordance with the NAIC Annual Statement Instructions and Accounting Practices and Procedures manual except to the extent that: (1) state law may differ; or, (2) that state rules or regulations require differences in reporting not related to accounting practices and procedures, according to the best of their information, knowledge and belief, respectively. Furthermore, the scope of this attestation by the described officers also includes the related corresponding electronic filing with the NAIC, when required, that is an exact copy (except for formatting differences due to electronic filing) of the enclosed statement. The electronic filing may be requested by various regulators in lieu of or in addition to the enclosed statement.

Jeffrey D. Lorenzen  
Chief Executive Officer

Erik H. Askelsen  
Chief Legal Officer, Corporate Secretary

Steven D. Schwartz  
Treasurer

Subscribed and sworn to before me this 25 day of October 2024

a. Is this an original filing? ..... Yes [ X ] No [ ]

b. If no,

1. State the amendment number.....

2. Date filed .....

3. Number of pages attached.....

JaWon Matthews  
Financial & Accounting Analyst  
02/16/2026

STATEMENT AS OF SEPTEMBER 30, 2024 OF THE AMERICAN EQUITY INVESTMENT LIFE INSURANCE COMPANY OF NEW YORK

**ASSETS**

	Current Statement Date			4 December 31 Prior Year Net Admitted Assets
	1 Assets	2 Nonadmitted Assets	3 Net Admitted Assets (Cols. 1 - 2)	
1. Bonds .....	93,091,753		93,091,753	100,400,870
2. Stocks:				
2.1 Preferred stocks .....				
2.2 Common stocks .....				
3. Mortgage loans on real estate:				
3.1 First liens .....				
3.2 Other than first liens.....				
4. Real estate:				
4.1 Properties occupied by the company (less \$ encumbrances) .....				
4.2 Properties held for the production of income (less \$ ..... encumbrances) .....				
4.3 Properties held for sale (less \$ encumbrances) .....				
5. Cash (\$ ..... 18,161,092 ), cash equivalents (\$ ..... ) and short-term investments (\$ ..... ) .....	18,161,092		18,161,092	27,500,155
6. Contract loans (including \$ ..... premium notes) .....				
7. Derivatives .....				
8. Other invested assets .....	2,109,360		2,109,360	2,113,009
9. Receivables for securities .....				2,828
10. Securities lending reinvested collateral assets .....				
11. Aggregate write-ins for invested assets .....				
12. Subtotals, cash and invested assets (Lines 1 to 11) .....	113,362,205		113,362,205	130,016,862
13. Title plants less \$ ..... charged off (for Title insurers only) .....				
14. Investment income due and accrued .....	1,098,630		1,098,630	1,049,574
15. Premiums and considerations:				
15.1 Uncollected premiums and agents' balances in the course of collection .....				
15.2 Deferred premiums, agents' balances and installments booked but deferred and not yet due (including \$ ..... earned but unbilled premiums) .....				
15.3 Accrued retrospective premiums (\$ ..... ) and contracts subject to redetermination (\$ ..... ) .....				
16. Reinsurance:				
16.1 Amounts recoverable from reinsurers .....				
16.2 Funds held by or deposited with reinsured companies .....				
16.3 Other amounts receivable under reinsurance contracts .....				
17. Amounts receivable relating to uninsured plans .....				
18.1 Current federal and foreign income tax recoverable and interest thereon ....				
18.2 Net deferred tax asset .....	6,319,567	6,173,270	146,298	102,258
19. Guaranty funds receivable or on deposit .....				
20. Electronic data processing equipment and software .....				
21. Furniture and equipment, including health care delivery assets (\$ ..... ) .....	5,506,258	5,506,258		
22. Net adjustment in assets and liabilities due to foreign exchange rates .....				
23. Receivables from parent, subsidiaries and affiliates .....	415,029		415,029	
24. Health care (\$ ..... ) and other amounts receivable .....				
25. Aggregate write-ins for other than invested assets .....	140,197		140,197	127,063
26. Total assets excluding Separate Accounts, Segregated Accounts and Protected Cell Accounts (Lines 12 to 25) .....	126,841,886	11,679,527	115,162,359	131,295,757
27. From Separate Accounts, Segregated Accounts and Protected Cell Accounts .....				
28. Total (Lines 26 and 27)	126,841,886	11,679,527	115,162,359	131,295,757
<b>DETAILS OF WRITE-INS</b>				
1101. ....				
1102. ....				
1103. ....				
1198. Summary of remaining write-ins for Line 11 from overflow page .....				
1199. Totals (Lines 1101 through 1103 plus 1198)(Line 11 above)				
2501. NEGATIVE IMR .....	140,197		140,197	127,063
2502. ....				
2503. ....				
2598. Summary of remaining write-ins for Line 25 from overflow page .....				
2599. Totals (Lines 2501 through 2503 plus 2598)(Line 25 above)	140,197		140,197	127,063

STATEMENT AS OF SEPTEMBER 30, 2024 OF THE AMERICAN EQUITY INVESTMENT LIFE INSURANCE COMPANY OF NEW YORK

**LIABILITIES, SURPLUS AND OTHER FUNDS**

	1 Current Statement Date	2 December 31 Prior Year
1. Aggregate reserve for life contracts \$ ..... 82,533,670 less \$ ..... included in Line 6.3 (including \$ ..... Modco Reserve) .....	82,533,670	93,550,346
2. Aggregate reserve for accident and health contracts (including \$ ..... Modco Reserve) .....		
3. Liability for deposit-type contracts (including \$ ..... Modco Reserve).....	1,175,397	1,190,186
4. Contract claims:		
4.1 Life .....	298,768	164,001
4.2 Accident and health .....		
5. Policyholders' dividends/refunds to members \$ ..... and coupons \$ ..... due and unpaid .....		
6. Provision for policyholders' dividends, refunds to members and coupons payable in following calendar year - estimated amounts:		
6.1 Policyholders' dividends and refunds to members apportioned for payment (including \$ ..... Modco) .....		
6.2 Policyholders' dividends and refunds to members not yet apportioned (including \$ ..... Modco) .....		
6.3 Coupons and similar benefits (including \$ ..... Modco) .....		
7. Amount provisionally held for deferred dividend policies not included in Line 6 .....		
8. Premiums and annuity considerations for life and accident and health contracts received in advance less \$ ..... discount; including \$ ..... accident and health premiums .....		
9. Contract liabilities not included elsewhere:		
9.1 Surrender values on canceled contracts .....		
9.2 Provision for experience rating refunds, including the liability of \$ ..... accident and health experience rating refunds of which \$ ..... is for medical loss ratio rebate per the Public Health Service Act .....		
9.3 Other amounts payable on reinsurance, including \$ ..... assumed and \$ ..... ceded .....		
9.4 Interest Maintenance Reserve .....		
10. Commissions to agents due or accrued-life and annuity contracts \$ ..... , accident and health \$ ..... and deposit-type contract funds \$ .....		
11. Commissions and expense allowances payable on reinsurance assumed .....		
12. General expenses due or accrued .....		9,500
13. Transfers to Separate Accounts due or accrued (net) (including \$ ..... accrued for expense allowances recognized in reserves, net of reinsured allowances) .....		
14. Taxes, licenses and fees due or accrued, excluding federal income taxes .....		
15.1 Current federal and foreign income taxes, including \$ ..... on realized capital gains (losses) .....	352,631	717,065
15.2 Net deferred tax liability .....		
16. Unearned investment income .....		
17. Amounts withheld or retained by reporting entity as agent or trustee .....	35,551	105,677
18. Amounts held for agents' account, including \$ ..... agents' credit balances .....		
19. Remittances and items not allocated .....	3,600	(78,005)
20. Net adjustment in assets and liabilities due to foreign exchange rates .....		
21. Liability for benefits for employees and agents if not included above .....		
22. Borrowed money \$ ..... and interest thereon \$ .....		
23. Dividends to stockholders declared and unpaid .....		
24. Miscellaneous liabilities:		
24.01 Asset valuation reserve .....	651,372	747,316
24.02 Reinsurance in unauthorized and certified (\$ ..... ) companies .....		
24.03 Funds held under reinsurance treaties with unauthorized and certified (\$ ..... ) reinsurers .....		
24.04 Payable to parent, subsidiaries and affiliates .....		
24.05 Drafts outstanding .....		
24.06 Liability for amounts held under uninsured plans .....		
24.07 Funds held under coinsurance .....		
24.08 Derivatives .....		
24.09 Payable for securities .....		
24.10 Payable for securities lending .....		
24.11 Capital notes \$ ..... and interest thereon \$ .....		
25. Aggregate write-ins for liabilities .....		
26. Total liabilities excluding Separate Accounts business (Lines 1 to 25) .....	85,050,989	96,406,086
27. From Separate Accounts Statement .....		
28. Total liabilities (Lines 26 and 27) .....	85,050,989	96,406,086
29. Common capital stock .....	2,000,000	2,000,000
30. Preferred capital stock .....		
31. Aggregate write-ins for other than special surplus funds .....		
32. Surplus notes .....		
33. Gross paid in and contributed surplus .....	28,000,000	28,000,000
34. Aggregate write-ins for special surplus funds .....		
35. Unassigned funds (surplus) .....	111,370	4,889,671
36. Less treasury stock, at cost:		
36.1 ..... shares common (value included in Line 29 \$ ..... ) .....		
36.2 ..... shares preferred (value included in Line 30 \$ ..... ) .....		
37. Surplus (Total Lines 31+32+33+34+35-36) (including \$ ..... in Separate Accounts Statement) .....	28,111,370	32,889,671
38. Totals of Lines 29, 30 and 37 .....	30,111,370	34,889,671
39. Totals of Lines 28 and 38 (Page 2, Line 28, Col. 3) .....	115,162,359	131,295,757
<b>DETAILS OF WRITE-INS</b>		
2501. ....		
2502. ....		
2503. ....		
2598. Summary of remaining write-ins for Line 25 from overflow page .....		
2599. Totals (Lines 2501 through 2503 plus 2598)(Line 25 above) .....		
3101. ....		
3102. ....		
3103. ....		
3198. Summary of remaining write-ins for Line 31 from overflow page .....		
3199. Totals (Lines 3101 through 3103 plus 3198)(Line 31 above) .....		
3401. ....		
3402. ....		
3403. ....		
3498. Summary of remaining write-ins for Line 34 from overflow page .....		
3499. Totals (Lines 3401 through 3403 plus 3498)(Line 34 above) .....		

STATEMENT AS OF SEPTEMBER 30, 2024 OF THE AMERICAN EQUITY INVESTMENT LIFE INSURANCE COMPANY  
OF NEW YORK

**SUMMARY OF OPERATIONS**

	1 Current Year To Date	2 Prior Year To Date	3 Prior Year Ended December 31
1. Premiums and annuity considerations for life and accident and health contracts	9,400	21,400	24,700
2. Considerations for supplementary contracts with life contingencies		52,779	52,779
3. Net investment income	3,051,819	4,472,091	5,850,099
4. Amortization of Interest Maintenance Reserve (IMR)	(117,988)	(7,184)	(44,150)
5. Separate Accounts net gain from operations excluding unrealized gains or losses			
6. Commissions and expense allowances on reinsurance ceded			
7. Reserve adjustments on reinsurance ceded			
8. Miscellaneous Income:			
8.1 Income from fees associated with investment management, administration and contract guarantees from Separate Accounts			
8.2 Charges and fees for deposit-type contracts			
8.3 Aggregate write-ins for miscellaneous income	1,283,180		
9. Totals (Lines 1 to 8.3)	4,226,411	4,539,086	5,883,428
10. Death benefits			
11. Matured endowments (excluding guaranteed annual pure endowments)			
12. Annuity benefits	1,144,596	1,785,480	1,634,957
13. Disability benefits and benefits under accident and health contracts			
14. Coupons, guaranteed annual pure endowments and similar benefits			
15. Surrender benefits and withdrawals for life contracts	10,935,266	23,626,297	27,099,313
16. Group conversions			
17. Interest and adjustments on contract or deposit-type contract funds	17,039	23,591	32,469
18. Payments on supplementary contracts with life contingencies	339,606	247,949	206,450
19. Increase in aggregate reserves for life and accident and health contracts	(11,016,676)	(23,426,368)	(26,500,126)
20. Totals (Lines 10 to 19)	1,419,831	2,256,949	2,473,063
21. Commissions on premiums, annuity considerations, and deposit-type contract funds (direct business only)			
22. Commissions and expense allowances on reinsurance assumed			
23. General insurance expenses and fraternal expenses	1,718,669	418,152	555,160
24. Insurance taxes, licenses and fees, excluding federal income taxes	1,721	1,849	(5,459)
25. Increase in loading on deferred and uncollected premiums			
26. Net transfers to or (from) Separate Accounts net of reinsurance			
27. Aggregate write-ins for deductions			
28. Totals (Lines 20 to 27)	3,140,221	2,676,950	3,022,764
29. Net gain from operations before dividends to policyholders and federal income taxes (Line 9 minus Line 28)	1,086,190	1,862,136	2,860,664
30. Dividends to policyholders and refunds to members			
31. Net gain from operations after dividends to policyholders, refunds to members and before federal income taxes (Line 29 minus Line 30)	1,086,190	1,862,136	2,860,664
32. Federal and foreign income taxes incurred (excluding tax on capital gains)	410,845	599,458	873,662
33. Net gain from operations after dividends to policyholders, refunds to members and federal income taxes and before realized capital gains or (losses) (Line 31 minus Line 32)	675,345	1,262,678	1,987,002
34. Net realized capital gains (losses) (excluding gains (losses) transferred to the IMR) less capital gains tax of \$ (23,359) (excluding taxes of \$ (34,855) transferred to the IMR)	(87,872)	31,101	31,100
35. Net income (Line 33 plus Line 34)	587,473	1,293,779	2,018,102
<b>CAPITAL AND SURPLUS ACCOUNT</b>			
36. Capital and surplus, December 31, prior year	34,889,671	32,595,124	32,595,124
37. Net income (Line 35)	587,473	1,293,779	2,018,102
38. Change in net unrealized capital gains (losses) less capital gains tax of \$		(38,801)	(38,801)
39. Change in net unrealized foreign exchange capital gain (loss)			
40. Change in net deferred income tax	1,323,564	206,322	262,545
41. Change in nonadmitted assets	(6,785,282)	(242,887)	(219,622)
42. Change in liability for reinsurance in unauthorized and certified companies			
43. Change in reserve on account of change in valuation basis, (increase) or decrease			
44. Change in asset valuation reserve	95,944	287,222	272,323
45. Change in treasury stock			
46. Surplus (contributed to) withdrawn from Separate Accounts during period			
47. Other changes in surplus in Separate Accounts Statement			
48. Change in surplus notes			
49. Cumulative effect of changes in accounting principles			
50. Capital changes:			
50.1 Paid in			
50.2 Transferred from surplus (Stock Dividend)			
50.3 Transferred to surplus			
51. Surplus adjustment:			
51.1 Paid in			
51.2 Transferred to capital (Stock Dividend)			
51.3 Transferred from capital			
51.4 Change in surplus as a result of reinsurance			
52. Dividends to stockholders			
53. Aggregate write-ins for gains and losses in surplus			
54. Net change in capital and surplus for the year (Lines 37 through 53)	(4,778,301)	1,505,635	2,294,547
55. Capital and surplus, as of statement date (Lines 36 + 54)	30,111,370	34,100,759	34,889,671
<b>DETAILS OF WRITE-INS</b>			
08.301. MISCELLANEOUS INCOME	1,283,180		
08.302.			
08.303.			
08.398. Summary of remaining write-ins for Line 8.3 from overflow page			
08.399. Totals (Lines 08.301 through 08.303 plus 08.398) (Line 8.3 above)	1,283,180		
2701.			
2702.			
2703.			
2798. Summary of remaining write-ins for Line 27 from overflow page			
2799. Totals (Lines 2701 through 2703 plus 2798)(Line 27 above)			
5301.			
5302.			
5303.			
5398. Summary of remaining write-ins for Line 53 from overflow page			
5399. Totals (Lines 5301 through 5303 plus 5398)(Line 53 above)			

STATEMENT AS OF SEPTEMBER 30, 2024 OF THE AMERICAN EQUITY INVESTMENT LIFE INSURANCE COMPANY  
OF NEW YORK

**CASH FLOW**

	1 Current Year To Date	2 Prior Year To Date	3 Prior Year Ended December 31
<b>Cash from Operations</b>			
1. Premiums collected net of reinsurance .....	9,400	74,179	77,479
2. Net investment income .....	3,308,641	5,343,579	6,977,869
3. Miscellaneous income .....	1,283,180		
4. Total (Lines 1 to 3) .....	4,601,220	5,417,758	7,055,348
5. Benefit and loss related payments .....	12,301,740	25,354,537	29,023,102
6. Net transfers to Separate Accounts, Segregated Accounts and Protected Cell Accounts .....			
7. Commissions, expenses paid and aggregate write-ins for deductions .....	1,729,890	446,601	573,801
8. Dividends paid to policyholders .....			
9. Federal and foreign income taxes paid (recovered) net of \$ ..... tax on capital gains (losses) .....	717,065	344,734	801,914
10. Total (Lines 5 through 9) .....	14,748,694	26,145,872	30,398,817
11. Net cash from operations (Line 4 minus Line 10) .....	(10,147,474)	(20,728,115)	(23,343,470)
<b>Cash from Investments</b>			
12. Proceeds from investments sold, matured or repaid:			
12.1 Bonds .....	8,693,760	46,983,243	47,187,661
12.2 Stocks .....		101,638	101,638
12.3 Mortgage loans .....			
12.4 Real estate .....			
12.5 Other invested assets .....		1,009,765	1,009,765
12.6 Net gains or (losses) on cash, cash equivalents and short-term investments .....	2		
12.7 Miscellaneous proceeds .....	2,828		203
12.8 Total investment proceeds (Lines 12.1 to 12.7) .....	8,696,590	48,094,646	48,299,267
13. Cost of investments acquired (long-term only):			
13.1 Bonds .....	1,964,081	27	27
13.2 Stocks .....			
13.3 Mortgage loans .....			
13.4 Real estate .....			
13.5 Other invested assets .....			
13.6 Miscellaneous applications .....		182,889	10,543
13.7 Total investments acquired (Lines 13.1 to 13.6) .....	1,964,081	182,916	10,570
14. Net increase (or decrease) in contract loans and premium notes .....			
15. Net cash from investments (Line 12.8 minus Line 13.7 and Line 14) .....	6,732,509	47,911,730	48,288,697
<b>Cash from Financing and Miscellaneous Sources</b>			
16. Cash provided (applied):			
16.1 Surplus notes, capital notes .....			
16.2 Capital and paid in surplus, less treasury stock .....			
16.3 Borrowed funds .....			
16.4 Net deposits on deposit-type contracts and other insurance liabilities .....	(14,789)	(40,788)	(159,355)
16.5 Dividends to stockholders .....			
16.6 Other cash provided (applied) .....	(5,909,309)	11,939	4,251
17. Net cash from financing and miscellaneous sources (Line 16.1 through Line 16.4 minus Line 16.5 plus Line 16.6) .....	(5,924,098)	(28,849)	(155,104)
<b>RECONCILIATION OF CASH, CASH EQUIVALENTS AND SHORT-TERM INVESTMENTS</b>			
18. Net change in cash, cash equivalents and short-term investments (Line 11, plus Lines 15 and 17) .....	(9,339,063)	27,154,766	24,790,123
19. Cash, cash equivalents and short-term investments:			
19.1 Beginning of year .....	27,500,155	2,710,032	2,710,032
19.2 End of period (Line 18 plus Line 19.1) .....	18,161,092	29,864,798	27,500,155

Note: Supplemental disclosures of cash flow information for non-cash transactions:

--	--	--	--

**EXHIBIT 1**

**DIRECT PREMIUMS AND DEPOSIT-TYPE CONTRACTS**

	1 Current Year To Date	2 Prior Year To Date	3 Prior Year Ended December 31
1. Individual life .....			
2. Group life .....			
3. Individual annuities .....	9,400	21,400	24,700
4. Group annuities .....			
5. Accident & health .....			
6. Fraternal .....			
7. Other lines of business .....			
8. Subtotal (Lines 1 through 7) .....	9,400	21,400	24,700
9. Deposit-type contracts .....			
10. Total (Lines 8 and 9)	9,400	21,400	24,700

## NOTES TO FINANCIAL STATEMENTS

### NOTE 1 Summary of Significant Accounting Policies and Going Concern

#### A. Accounting Practices

The financial statements of American Equity Investment Life Insurance Company of New York ("the Company") are presented on the basis of accounting practices prescribed or permitted by the New York State Insurance Department (the "Insurance Department").

The Insurance Department recognizes only statutory accounting practices prescribed or permitted by the State of New York for determining and reporting the financial condition and results of operations of an insurance company and for determining its solvency under New York Insurance Law. The National Association of Insurance Commissioners' ("NAIC") Accounting Practices and Procedures Manual ("NAIC SAP") has been adopted as a component of prescribed or permitted practices by the Insurance Department. There are no differences between accounting practices prescribed or permitted by the Insurance Department and NAIC SAP that materially impact the Company.

A reconciliation of the Company's net income and capital and surplus between NAIC SAP and practices prescribed and permitted by the Insurance Department is shown below:

	SSAP #	F/S Page	F/S Line #		30-Sep-24		31-Dec-23
NET INCOME							
(1) State basis (Page 4, Line 35, Columns 1 & 3)	XXX	XXX	XXX	\$	587,473	\$	2,018,102
(2) State Prescribed Practices that are an increase/ None							
(3) State Permitted Practices that are an increase/(decrease) None							
(4) NAIC SAP (1-2-3=4)	XXX	XXX	XXX	\$	587,473	\$	2,018,102
SURPLUS							
(5) State basis (Page 3, Line 38, Columns 1 & 2)	XXX	XXX	XXX	\$	30,111,370	\$	34,889,671
(6) State Prescribed Practices that are an increase/(decrease) from NAIC SAP: None							
(7) State Permitted Practices that are an increase/(decrease) from NAIC SAP: None							
(8) NAIC SAP (5-6-7=8)	XXX	XXX	XXX	\$	30,111,370	\$	34,889,671

#### B. Use of Estimates in the Preparation of the Financial Statements

No significant changes have occurred in disclosure from December 31, 2023.

#### C. Accounting Policy

1.No significant changes have occurred in disclosure from December 31, 2023.

2. Realized capital gains and losses are recorded on the trade date and determined on the basis of specific identification and are recorded net of related federal income taxes and amounts transferred to the Interest Maintenance Reserve ("IMR"). Under a formula prescribed by the NAIC, the Company defers, in the IMR, the portion of realized gains and losses on sales of fixed income investments, principally bonds, attributable to changes in the general level of interest rates and amortizes those deferrals over the remaining period to maturity of the security. Pursuant to NAIC guidance INT 23-01, net negative (disallowed) IMR may be reported as an admitted asset by the reporting entity, subject to a limitation of 10% of the reporting entity's adjusted general account capital and surplus. The Asset Valuation Reserve ("AVR") is established by the Company to provide for anticipated losses in the event of default by issuers of certain invested assets. The AVR is determined using a formula that is intended to establish a reserve to offset potential credit-related investment losses.

The carrying values of all investments are reviewed on an ongoing basis for credit deterioration. An other-than-temporary impairment shall be considered to have occurred if it is probable that the reporting entity will be unable to collect all amounts due according to the contractual terms of a debt security in effect at the date of acquisition. If this review indicates a decline in fair value that is other than temporary, the carrying amount of the investment, other than loan-backed and structured securities, is reduced to its fair value and a specific other than temporary impairment is taken. A decline in fair value which is other than temporary includes situations where the Company has made a decision to sell a security prior to its maturity at an amount below its carrying value. Such reductions in carrying values are recognized as realized losses on investments.

3. Common stocks are stated at fair value based on the latest quoted market prices.

4. No significant changes have occurred in disclosure from December 31, 2023.

5. No significant changes have occurred in disclosure from December 31, 2023.

6. If the fair value of a loan-backed or structured security is less than its amortized cost at the reporting date, the Company assesses whether the impairment is other than temporary. If the Company intends to sell the loan-backed or structured security, an other than temporary impairment is considered to have occurred and a loss is recognized through earnings in an amount equal to the excess of amortized cost over fair value at the reporting date.

If the Company does not intend to sell the loan-backed or structured security, the Company assesses whether it has the intent and ability to retain the investment in the security for a period of time sufficient to recover the amortized cost. If the Company does not have the intent and ability to retain the investment for the time sufficient to recover the amortized cost, an other than temporary impairment is considered to have occurred and a loss is recognized through earnings in an amount equal to the excess of amortized cost over fair value at the reporting date.

If the Company does not expect to recover the amortized cost basis of the security, it is unable to assert that it will recover its amortized cost even if it does not intend to sell the security and the entity has the intent and ability to hold such security. Therefore, in those situations, an other than temporary impairment is considered to have occurred and a loss is recognized in an amount equal to the excess of amortized cost over the present value of cash flows expected to be collected, discounted at the loan-backed or structured security's effective interest rate.

Interest income is recognized on an accrual basis. Dividend income is recognized when declared. The Company does not accrue income on bonds in default which are delinquent more than twelve months. Further, income is not accrued when collection is uncertain.



## NOTES TO FINANCIAL STATEMENTS

7. No significant changes have occurred in disclosure from December 31, 2023.
8. No significant changes have occurred in disclosure from December 31, 2023.
9. No significant changes have occurred in disclosure from December 31, 2023.
10. No significant changes have occurred in disclosure from December 31, 2023.
11. No significant changes have occurred in disclosure from December 31, 2023.
12. No significant changes have occurred in disclosure from December 31, 2023.
13. No significant changes have occurred in disclosure from December 31, 2023.

D. Going Concern

The Company's management has evaluated its ability to continue as a going concern and does not have substantial doubt the entity will continue as a going concern.

**NOTE 2 Accounting Changes and Corrections of Errors**

The Company had no material changes in accounting principles or correction of errors to report for the nine months ended September 30, 2024.

**NOTE 3 Business Combinations and Goodwill**

No significant changes have occurred in disclosure from December 31, 2023.

**NOTE 4 Discontinued Operations**

No significant changes have occurred in disclosure from December 31, 2023.

**NOTE 5 Investments**

A. Mortgage Loans, including Mezzanine Real Estate Loans

No significant changes have occurred in disclosure from December 31, 2023.

B. Debt Restructuring

No significant changes have occurred in disclosure from December 31, 2023.

C. Reverse Mortgages

No significant changes have occurred in disclosure from December 31, 2023.

D. Loan-Backed Securities

- (1) Prepayment assumptions for loan-backed securities were obtained from third party rating agencies and/or third party loan servicers.
- (2) For the nine months ended September 30, 2024, the Company recognized other than temporary impairments ("OTTI") on the basis of intent to sell and on the basis of the inability or lack of intent to retain the investment in the security for a period of time sufficient enough to cover the amortized cost basis.
- (3) The following table lists the loan-backed securities held by the Company at September 30, 2024 for which the present value of cash flows expected to be collected was less than amortized cost, and, as a result, OTTI was recorded during the nine months ended September 30, 2024:

1 CUSIP	2 Amortized Cost Before Current Period OTTI	3 Present Value of Projected Cash Flows	4 Other-Than- Temporary Impairment	5 After Other-Than- Temporary Impairment	6 Fair Value at time of OTTI	7 Statement Where Reported
12667F-J4-8	\$ 1,311,682	\$ 1,093,052	\$ 111,231	\$ 1,200,451	\$ 1,093,052	06/30/2024
Total	\$ 1,311,682	\$ 1,093,052	\$ 111,231	\$ 1,200,451	\$ 1,093,052	

- (4) For loan-backed and structured securities with unrealized losses as of September 30, 2024, the gross unrealized losses and fair value, aggregated by length of time that individual securities have been in a continuous unrealized loss position, are summarized as follows:

a) The aggregate amount of unrealized losses:

1. Less than 12 Months
  2. 12 Months or Longer
- \$ 1,240,030

b) The aggregate related fair value of securities with unrealized losses:

1. Less than 12 Months
  2. 12 Months or Longer
- \$ 15,589,918

- (5) The process for evaluating loan-backed securities is based on a number of factors. The primary consideration in the evaluation process is the issuer's ability to meet current and future interest and principal payments as contractually stated at the time of purchase. The review of these securities includes an analysis of the cash flow modeling under various default scenarios considering independent third party benchmarks, the seniority of the specific tranche within the structure of the security, the composition of the collateral and the actual default, loss severity, and prepayment experience exhibited. With the input of third party assumptions for default projections, loss severity and prepayment expectations, the Company evaluates the cash flow projections to determine whether the security is performing in accordance with its contractual obligations.

E. Dollar Repurchase Agreements and/or Securities Lending Transactions

- (1) No significant changes have occurred in disclosure from December 31, 2023.
- (2) No significant changes have occurred in disclosure from December 31, 2023.
- (3) The Company has not pledged as collateral any assets as part of a repurchase agreement or securities lending transaction as of the nine months ended September 30, 2024.
- (4) No significant changes have occurred in disclosure from December 31, 2023.
- (5) No significant changes have occurred in disclosure from December 31, 2023.

## NOTES TO FINANCIAL STATEMENTS

(6) No significant changes have occurred in disclosure from December 31, 2023.

(7) No significant changes have occurred in disclosure from December 31, 2023.

F. Repurchase Agreements Transactions Accounted for as Secured Borrowing

The Company did not have any repurchase agreements transactions accounted for as secured borrowing as of September 30, 2024.

G. Reverse Repurchase Agreements Transactions Accounted for as Secured Borrowing

The Company did not have any reverse repurchase agreements transactions accounted for as secured borrowing as of September 30, 2024.

H. Repurchase Agreements Transactions Accounted for as a Sale

The Company did not have any repurchase agreements transactions accounted for as a sale as of September 30, 2024.

I. Reverse Repurchase Agreements Transactions Accounted for as a Sale

The Company did not have any reverse repurchase agreements transactions accounted for as a sale as of September 30, 2024.

J. Real Estate

The Company did not have any investments in real estate as of September 30, 2024.

K. Low Income Housing tax Credits (LIHTC)

No significant changes have occurred in disclosure from December 31, 2023.

L. Restricted Assets

No significant changes have occurred in disclosure from December 31, 2023.

M. Working Capital Finance Investments

The Company did not have any working capital finance investments as of September 30, 2024.

N. Offsetting and Netting of Assets and Liabilities

The Company did not have any offsetting and netting of assets and liabilities as of September 30, 2024.

O. 5GI Securities

No significant changes have occurred in disclosure from September 30, 2024.

P. Short Sales

The Company did not have unsettled and settled short sale transactions outstanding as of September 30, 2024.

Q. Prepayment Penalty and Acceleration Fees

	<u>General Account</u>	<u>Separate Account</u>
1. Number of CUSIPs	2	
2. Aggregate Amount of Investment Income	\$79,098	

R. Reporting Entity's Share of Cash Pool by Asset Type

	<u>Asset Type</u>	<u>Percent Share</u>
(1) Cash		100.0%
(2) Cash Equivalents		
(3) Short-Term Investments		
(4) Total (Must equal 100%)		100.0%

**NOTE 6 Joint Ventures, Partnerships and Limited Liability Companies**

No significant changes have occurred in disclosure from December 31, 2023.

**NOTE 7 Investment Income**

No significant changes have occurred in disclosure from December 31, 2023.

**NOTE 8 Derivative Instruments**

The Company did not hold any derivatives during the nine months ended September 30, 2024.

## NOTES TO FINANCIAL STATEMENTS

### NOTE 9 Income Taxes

- A. No significant changes have occurred in disclosure from December 31, 2023.
- B. No significant changes have occurred in disclosure from December 31, 2023.
- C. Current income taxes incurred consist of the following major components:

	(1) As of End of Current Period	(2) 12/31/2023	(3) (Col. 1 - 2) Change
1. Current Income Tax			
(a) Federal	\$ 410,845	\$ 873,662	\$ (462,817)
(b) Foreign		\$ -	\$ -
(c) Subtotal (1a+1b)	\$ 410,845	\$ 873,662	\$ (462,817)
(d) Federal income tax on net capital gains	\$ (58,214)	\$ (156,598)	\$ 98,384
(e) Utilization of capital loss carry-forwards		\$ -	\$ -
(f) Other		\$ -	\$ -
(g) Federal and foreign income taxes incurred (1c+1d+1e+1f)	\$ 352,631	\$ 717,064	\$ (364,433)

2. No significant changes have occurred in disclosure from December 31, 2023.
3. No significant changes have occurred in disclosure from December 31, 2023.
4. No significant changes have occurred in disclosure from December 31, 2023.

### D. Analysis of Actual Income Tax Expense

As of September 30, 2024, the income tax expense and change in deferred taxes differs from the amount obtained by applying the federal statutory rate of 21% to pretax net income for the following reasons:

	Amounts	Rate (%)
Provisions computed at statutory rate	\$ 197,422	21.00%
IMR	(2,758)	-0.29%
Nondeductible Expenses	-	0.00%
Nonadmitted Assets	(1,156,209)	-122.99%
Stock compensation	-	0.00%
Other	(9,389)	-1.00%
Rate Differential	-	0.00%
Total	\$ (970,934)	-103.28%

Federal income tax incurred	\$ 352,631	37.51%
Change in net deferred income taxes	(1,323,565)	-140.79%
Total statutory income tax	\$ (970,934)	-103.28%

### E. Operating Loss and Tax Credit Carryforwards and Protective Tax Deposits

No significant changes have occurred in disclosure from December 31, 2023.

### F. Consolidated Federal Income Tax Return

No significant changes have occurred in disclosure from December 31, 2023.

### G. Federal or Foreign Federal Income Tax Loss Contingencies

No significant changes have occurred in disclosure from December 31, 2023.

### H. Repatriation Transition Tax (RTT)

No significant changes have occurred in disclosure from December 31, 2023.

### I. Alternative Minimum Tax (AMT) Credit

No significant changes have occurred in disclosure from December 31, 2023.

### Note 10 Information Concerning Parent, Subsidiaries, Affiliates and Other Related Parties

Effective September 4, 2024, the Company's ultimate parent company, Brookfield Reinsurance Ltd., an exempted company limited by shares established under the laws of Bermuda, changed its name to Brookfield Wealth Solutions Ltd. ("Brookfield Wealth Solutions").

The Company is wholly owned by American Equity Investment Life Insurance Company ("American Equity Life"), a life insurance company domiciled in the State of Iowa. American Equity Life is wholly owned by American National Group Inc. (the "Holding Company"), an insurance holding company domiciled in the State of Delaware.

### NOTE 11 Debt

- A. The Company has no debentures outstanding or any reverse repurchase agreements.

### B. FHLB (Federal Home Loan Bank) Agreements

The Company does not have any FHLB agreements for the nine months ended September 30, 2024.

### NOTE 12 Retirement Plans, Deferred Compensation, Postemployment Benefits and Compensated Absences and Other Postretirement Benefit Plans

#### A. Defined Benefit Plan

The Company did not have a Defined Benefit Plan for the nine months ended September 30, 2024.

- B-l. No significant changes have occurred in disclosure from December 31, 2023.

## NOTES TO FINANCIAL STATEMENTS

### NOTE 13 Capital and Surplus, Dividend Restrictions and Quasi-Reorganizations

No significant changes have occurred in disclosure from December 31, 2023.

### NOTE 14 Liabilities, Contingencies and Assessments

No significant changes have occurred in disclosure from December 31, 2023.

### NOTE 15 Leases

No significant changes have occurred in disclosure from December 31, 2023.

### NOTE 16 Information About Financial Instruments With Off-Balance Sheet Risk and Financial Instruments With Concentrations of Credit Risk

The Company did not have financial instruments with off-balance sheet risk or derivative financial instruments for the nine months ended September 30, 2024.

### NOTE 17 Sale, Transfer and Servicing of Financial Assets and Extinguishments of Liabilities

#### A. Transfers of Receivables Reported as Sales

For the nine months ended September 30, 2024, the Company did not have transfers of receivables reported as sales.

#### B. Transfer and Servicing of Financial Assets

The company did not have any transactions surrounding the transfers and servicing of financial assets during the nine months ended September 30, 2024.

#### C. Wash Sales

In the course of the Company's asset management, securities are sold and reacquired within 30 days of the sale date. During the nine months ended September 30, 2024, the Company did not have any transactions qualifying as wash sales.

### NOTE 18 Gain or Loss to the Reporting Entity from Uninsured Plans and the Uninsured Portion of Partially Insured Plans

No significant changes have occurred in disclosure from December 31, 2023.

### NOTE 19 Direct Premium Written/Produced by Managing General Agents/Third Party Administrators

No significant changes have occurred in disclosure from December 31, 2023.

### NOTE 20 Fair Value Measurements

#### A.

(1) Fair Value Measurements at Reporting Date - None.

(2) Fair Value Measurements in (Level 3) of the Fair Value hierarchy - None

(3) Policy on Transfers Into and Out of Level 3

No significant changes since December 31, 2023.

(4) Inputs and Techniques Used for Level 2 and Level 3 Fair Values

No significant changes since December 31, 2023

(5) Derivative Fair Values - None.

#### B. Other Fair Value Disclosures - None.

#### C. Aggregate fair value for all financial instruments and the level within the fair value hierarchy in which the fair value measurements in their entirety fall.

The following table represents the fair values and admitted values of all admitted assets and liabilities that are financial instruments excluding those accounted for under the equity method (subsidiaries and joint ventures). The fair values are also categorized into the three level fair value hierarchy.

Type of Financial Instrument	Aggregate Fair Value	Admitted Assets	(Level 1)	(Level 2)	(Level 3)	Net Asset Value (NAV)	Not Practicable (Carrying Value)
<b>Assets</b>							
Bonds	\$ 84,456,033	\$ 93,091,753	\$ 425,000	\$ 84,031,033			
Other invested assets	\$ 2,023,475	\$ 2,109,360		\$ 2,023,475			
Cash and cash equivalents	\$ 18,161,092	\$ 18,161,092	\$ 18,161,092				
<b>Liabilities</b>							
Policy benefit reserves	\$ 58,730,709	\$ 58,788,285	\$ -	\$ -	\$ 58,730,709	\$ -	\$ -

Bonds: The fair values of bonds are obtained from third parties and are based on quoted market prices when available. The third parties use yield data and other factors relating to instruments or securities with similar characteristics to determine fair value for securities that are not actively traded.

Other invested assets: The fair values of other invested assets are obtained from third parties and are based on quoted market prices when available. The third parties use yield data and other factors relating to instruments or securities with similar characteristics to determine fair value for securities that are not actively traded.

Cash and cash equivalents: Amounts reported in the statutory-basis balance sheets for these instruments are reported at their historical cost which approximates fair value due to the nature of the assets assigned to this category.

Policy benefit reserves: The fair values of the liabilities under contracts are stated at the cost the Company would incur to extinguish the liability (i.e., the cash surrender value). For period-certain annuity benefit contracts, the fair value is determined by discounting the benefits at the interest rates currently in effect for newly issued immediate annuity contracts.

## NOTES TO FINANCIAL STATEMENTS

---

D. Not Practicable to Estimate Fair Value

The Company does not have any assets where it is not practicable to estimate fair value as of September 30, 2024.

E. Estimates using NAV practical expedient

As of September 30, 2024, the Company did not have any investments measured using the NAV practical expedient.

**NOTE 21 Other Items**

No significant changes have occurred in disclosure from December 31, 2023.

**NOTE 22 Events Subsequent**

Type I – Recognized Subsequent Events:

Subsequent events have been considered through October 25, 2024.

There are no subsequent events to report.

Type II – Nonrecognized Subsequent Events:

Subsequent events have been considered through October 25, 2024.

There are no subsequent events to report.

The Company is not subject to an annual fee under Section 9010 of the Federal Affordable Care Act.

**NOTE 23 Reinsurance**

No significant changes have occurred in disclosure from December 31, 2023.

**NOTE 24 Retrospectively Rated Contracts & Contracts Subject to Redetermination**

A. Disclose the method used by the reporting entity to estimate accrued retrospective premium adjustments.

No significant changes have occurred in disclosure from December 31, 2023.

B. Disclose whether accrued retrospective premiums are recorded through written premium or as an adjustment to earned premium.

No significant changes have occurred in disclosure from December 31, 2023.

C. Disclose the amount of net premiums written that are subject to retrospective rating features, as well as the corresponding percentage to total net premiums written.

No significant changes have occurred in disclosure from December 31, 2023.

D. Medical loss ratio rebates required pursuant to the Public Health Service Act.

No significant changes have occurred in disclosure from December 31, 2023.

E. Risk Sharing Provisions of the Affordable Care Act

No significant changes have occurred in disclosure from December 31, 2023.

**NOTE 25 Change in Incurred Losses and Loss Adjustment Expenses**

The Company did not have any changes in incurred losses attributable to insured events of prior years as of September 30, 2024.

**NOTE 26 Intercompany Pooling Arrangements**

No significant changes have occurred in disclosure from December 31, 2023.

**NOTE 27 Structured Settlements**

No significant changes have occurred in disclosure from December 31, 2023.

**NOTE 28 Health Care Receivables**

No significant changes have occurred in disclosure from December 31, 2023.

**NOTE 29 Participating Policies**

No significant changes have occurred in disclosure from December 31, 2023.

**NOTE 30 Premium Deficiency Reserves**

The Company did not have any premium deficiency reserves in the nine months ended September 30, 2024.

**NOTE 31 Reserves for Life Contracts and Annuity Contracts**

No significant changes have occurred in disclosure from December 31, 2023.

## NOTES TO FINANCIAL STATEMENTS

### NOTE 32 Analysis of Annuity Actuarial Reserves and Deposit Type Contract Liabilities by Withdrawal Characteristics

#### A. INDIVIDUAL ANNUITIES:

	General Account	Separate Account with Guarantees	Separate Account Nonguaranteed	Total	% of Total
(1) Subject to discretionary withdrawal:					
a. With market value adjustment				\$ -	
b. At book value less current surrender charge of 5% or more	\$ 414,889			\$ 414,889	0.70%
c. At fair value				\$ -	
d. Total with market value adjustment or at fair value (total of a through c)	\$ 414,889	\$ -	\$ -	\$ 414,889	0.70%
e. At book value without adjustment (minimal or no charge or adjustment)	\$ 57,198,000			\$ 57,198,000	95.00%
(2) Not subject to discretionary withdrawal	\$ 2,570,782			\$ 2,570,782	4.30%
(3) Total (gross: direct + assumed)	\$ 60,183,670	\$ -	\$ -	\$ 60,183,670	100.00%
(4) Reinsurance ceded				\$ -	
(5) Total (net)* (3) - (4)	\$ 60,183,670	\$ -	\$ -	\$ 60,183,670	
(6) Amount included in A(1)b above that will move to A(1)e for the first time within the year after the statement date:				\$ -	

\* Reconciliation of total annuity actuarial reserves and deposit fund liabilities.

#### B. GROUP ANNUITIES:

The Company did not have any Group Annuities as of September 30, 2024.

#### C. DEPOSIT-TYPE CONTRACTS (no life contingencies):

	General Account	Separate Account with Guarantees	Separate Account Nonguaranteed	Total	% of Total
(1) Subject to discretionary withdrawal:					
a. With market value adjustment				\$ -	
b. At book value less current surrender charge of 5% or more				\$ -	
c. At fair value				\$ -	
d. Total with market value adjustment or at fair value (total of a through c)	\$ -	\$ -	\$ -	\$ -	
e. At book value without adjustment (minimal or no charge or adjustment)				\$ -	
(2) Not subject to discretionary withdrawal	\$ 1,175,397			\$ 1,175,397	100.00%
(3) Total (gross: direct + assumed)	\$ 1,175,397	\$ -	\$ -	\$ 1,175,397	100.00%
(4) Reinsurance ceded				\$ -	
(5) Total (net)* (3) - (4)	\$ 1,175,397	\$ -	\$ -	\$ 1,175,397	
(6) Amount included in C(1)b above that will move to C(1)e for the first time within the year after the statement date:				\$ -	

#### D. Life & Accident & Health Annual Statement:

	Amount
(1) Exhibit 5, Annuities Section, Total (net)	\$ 59,465,216
(2) Exhibit 5, Supplementary Contracts with Life Contingencies Section, Total (net)	\$ 718,455
(3) Exhibit 7, Deposit-Type Contracts, Line 14, Column 1	\$ 1,175,397
(4) Subtotal (1+2+3)	\$ 61,359,067

#### Separate Accounts Annual Statement:

(5) Exhibit 3, Line 0299999, Column 2	
(6) Exhibit 3, Line 0399999, Column 2	
(7) Policyholder dividend and coupon accumulations	
(8) Policyholder premiums	
(9) Guaranteed interest contracts	
(10) Other contract deposit funds	
(11) Subtotal (5+6+7+8+9+10)	\$ -
(12) Combined Total (4+11)	\$ 61,359,067

### NOTE 33 Analysis of Life Actuarial Reserves by Withdrawal Characteristics

A. General Account	Account Value	Cash Value	Reserve
(1) Subject to discretionary withdrawal, surrender values or policy loans:			
a. Term Policies with Cash Value			
b. Universal Life			
c. Universal Life with Secondary Guarantees			
d. Indexed Universal Life			
e. Indexed Universal Life with Secondary Guarantees			
f. Indexed Life			
g. Other Permanent Cash Value Life Insurance			
h. Variable Life			
i. Variable Universal Life			
j. Miscellaneous Reserves			
(2) Not subject to discretionary withdrawal or no cash values:			
a. Term Policies without Cash Value	XXX	XXX	
b. Accidental Death Benefits	XXX	XXX	
c. Disability - Active Lives	XXX	XXX	
d. Disability - Disabled Lives	XXX	XXX	
e. Miscellaneous Reserves	XXX	XXX	\$ 22,350,000
(3) Total (gross: direct + assumed)	\$ -	\$ -	\$ 22,350,000
(4) Reinsurance ceded			
(5) Total (net) (3) - (4)	\$ -	\$ -	\$ 22,350,000

## NOTES TO FINANCIAL STATEMENTS

	Account Value	Cash Value	Reserve
<b>B. Separate Account with Guarantees</b>			
(1) Subject to discretionary withdrawal, surrender values or policy loans:			
a. Term Policies with Cash Value			
b. Universal Life			
c. Universal Life with Secondary Guarantees			
d. Indexed Universal Life			
e. Indexed Universal Life with Secondary Guarantees			
f. Indexed Life			
g. Other Permanent Cash Value Life Insurance			
h. Variable Life			
i. Variable Universal Life			
j. Miscellaneous Reserves			
(2) Not subject to discretionary withdrawal or no cash values:			
a. Term Policies without Cash Value	XXX	XXX	
b. Accidental Death Benefits	XXX	XXX	
c. Disability - Active Lives	XXX	XXX	
d. Disability - Disabled Lives	XXX	XXX	
e. Miscellaneous Reserves	XXX	XXX	
(3) Total (gross: direct + assumed)	\$ -	\$ -	\$ -
(4) Reinsurance ceded			
(5) Total (net) (3) - (4)	\$ -	\$ -	\$ -

	Account Value	Cash Value	Reserve
<b>C. Separate Account Nonguaranteed</b>			
(1) Subject to discretionary withdrawal, surrender values or policy loans:			
a. Term Policies with Cash Value			
b. Universal Life			
c. Universal Life with Secondary Guarantees			
d. Indexed Universal Life			
e. Indexed Universal Life with Secondary Guarantees			
f. Indexed Life			
g. Other Permanent Cash Value Life Insurance			
h. Variable Life			
i. Variable Universal Life			
j. Miscellaneous Reserves			
(2) Not subject to discretionary withdrawal or no cash values:			
a. Term Policies without Cash Value	XXX	XXX	
b. Accidental Death Benefits	XXX	XXX	
c. Disability - Active Lives	XXX	XXX	
d. Disability - Disabled Lives	XXX	XXX	
e. Miscellaneous Reserves	XXX	XXX	
(3) Total (gross: direct + assumed)	\$ -	\$ -	\$ -
(4) Reinsurance ceded			
(5) Total (net) (3) - (4)	\$ -	\$ -	\$ -

	Amount
<b>D. Life &amp; Accident &amp; Health Annual Statement:</b>	
(1) Exhibit 5, Life Insurance Section, Total (net)	
(2) Exhibit 5, Accidental Death Benefits Section, Total (net)	
(3) Exhibit 5, Disability - Active Lives Section, Total (net)	
(4) Exhibit 5, Disability - Disabled Lives Section, Total (net)	
(5) Exhibit 5, Miscellaneous reserves Section, Total (net)	\$ 22,350,000
(6) Subtotal (1+2+3+4+5)	\$ 22,350,000
 Separate Accounts Statement	
(7) Exhibit 3, Line 0199999, Column 2	
(8) Exhibit 3, Line 0499999, Column 2	
(9) Exhibit 3, Line 0599999, Column 2	
(10) Subtotal (7+8+9)	\$ -
(11) Combined Total (6+10)	\$ 22,350,000

**NOTE 34 Premium & Annuity Considerations Deferred and Uncollected**

No significant changes have occurred in disclosure from December 31, 2023.

**NOTE 35 Separate Accounts**

The Company did not have any Separate Accounts in the nine months ended September 30, 2024.

**NOTE 36 Loss/Claim Adjustment Expenses**

No significant changes have occurred in disclosure from December 31, 2023.

# GENERAL INTERROGATORIES

## PART 1 - COMMON INTERROGATORIES

### GENERAL

- 1.1 Did the reporting entity experience any material transactions requiring the filing of Disclosure of Material Transactions with the State of Domicile, as required by the Model Act? ..... Yes [ ] No [ X ]
- 1.2 If yes, has the report been filed with the domiciliary state? ..... Yes [ ] No [ ]
- 2.1 Has any change been made during the year of this statement in the charter, by-laws, articles of incorporation, or deed of settlement of the reporting entity? ..... Yes [ ] No [ X ]
- 2.2 If yes, date of change: .....
- 3.1 Is the reporting entity a member of an Insurance Holding Company System consisting of two or more affiliated persons, one or more of which is an insurer? ..... Yes [ X ] No [ ]  
If yes, complete Schedule Y, Parts 1 and 1A.
- 3.2 Have there been any substantial changes in the organizational chart since the prior quarter end? ..... Yes [ X ] No [ ]
- 3.3 If the response to 3.2 is yes, provide a brief description of those changes.  
Effective September 4, 2024, Brookfield Reinsurance Ltd. changed its name and is now known as Brookfield Wealth Solutions Ltd. ....
- 3.4 Is the reporting entity publicly traded or a member of a publicly traded group? ..... Yes [ X ] No [ ]
- 3.5 If the response to 3.4 is yes, provide the CIK (Central Index Key) code issued by the SEC for the entity/group. .... 0001039828
- 4.1 Has the reporting entity been a party to a merger or consolidation during the period covered by this statement? ..... Yes [ ] No [ X ]
- 4.2 If yes, provide the name of the entity, NAIC Company Code, and state of domicile (use two letter state abbreviation) for any entity that has ceased to exist as a result of the merger or consolidation.

1	2	3
Name of Entity	NAIC Company Code	State of Domicile

5. If the reporting entity is subject to a management agreement, including third-party administrator(s), managing general agent(s), attorney-in-fact, or similar agreement, have there been any significant changes regarding the terms of the agreement or principals involved? ..... Yes [ ] No [ X ] N/A [ ]  
If yes, attach an explanation.  
.....
- 6.1 State as of what date the latest financial examination of the reporting entity was made or is being made. .... 12/31/2023
- 6.2 State the as of date that the latest financial examination report became available from either the state of domicile or the reporting entity. This date should be the date of the examined balance sheet and not the date the report was completed or released. .... 12/31/2018
- 6.3 State as of what date the latest financial examination report became available to other states or the public from either the state of domicile or the reporting entity. This is the release date or completion date of the examination report and not the date of the examination (balance sheet date). .... 06/26/2020
- 6.4 By what department or departments?  
NEW YORK INSURANCE DEPARTMENT .....
- 6.5 Have all financial statement adjustments within the latest financial examination report been accounted for in a subsequent financial statement filed with Departments? ..... Yes [ ] No [ ] N/A [ X ]
- 6.6 Have all of the recommendations within the latest financial examination report been complied with? ..... Yes [ X ] No [ ] N/A [ ]
- 7.1 Has this reporting entity had any Certificates of Authority, licenses or registrations (including corporate registration, if applicable) suspended or revoked by any governmental entity during the reporting period? ..... Yes [ ] No [ X ]
- 7.2 If yes, give full information:  
.....
- 8.1 Is the company a subsidiary of a bank holding company regulated by the Federal Reserve Board? ..... Yes [ ] No [ X ]
- 8.2 If response to 8.1 is yes, please identify the name of the bank holding company.  
.....
- 8.3 Is the company affiliated with one or more banks, thrifts or securities firms? ..... Yes [ ] No [ X ]
- 8.4 If response to 8.3 is yes, please provide below the names and location (city and state of the main office) of any affiliates regulated by a federal regulatory services agency [i.e. the Federal Reserve Board (FRB), the Office of the Comptroller of the Currency (OCC), the Federal Deposit Insurance Corporation (FDIC) and the Securities Exchange Commission (SEC)] and identify the affiliate's primary federal regulator.

1	2	3	4	5	6
Affiliate Name	Location (City, State)	FRB	OCC	FDIC	SEC



## GENERAL INTERROGATORIES

- 9.1 Are the senior officers (principal executive officer, principal financial officer, principal accounting officer or controller, or persons performing similar functions) of the reporting entity subject to a code of ethics, which includes the following standards? ..... Yes [  ] No [  ]
- (a) Honest and ethical conduct, including the ethical handling of actual or apparent conflicts of interest between personal and professional relationships;
- (b) Full, fair, accurate, timely and understandable disclosure in the periodic reports required to be filed by the reporting entity;
- (c) Compliance with applicable governmental laws, rules and regulations;
- (d) The prompt internal reporting of violations to an appropriate person or persons identified in the code; and
- (e) Accountability for adherence to the code.
- 9.11 If the response to 9.1 is No, please explain: .....
- 9.2 Has the code of ethics for senior managers been amended? ..... Yes [  ] No [  ]
- 9.21 If the response to 9.2 is Yes, provide information related to amendment(s). .....
- 9.3 Have any provisions of the code of ethics been waived for any of the specified officers? ..... Yes [  ] No [  ]
- 9.31 If the response to 9.3 is Yes, provide the nature of any waiver(s). .....

### FINANCIAL

- 10.1 Does the reporting entity report any amounts due from parent, subsidiaries or affiliates on Page 2 of this statement? ..... Yes [  ] No [  ]
- 10.2 If yes, indicate any amounts receivable from parent included in the Page 2 amount: ..... \$ ..... 415,029

### INVESTMENT

- 11.1 Were any of the stocks, bonds, or other assets of the reporting entity loaned, placed under option agreement, or otherwise made available for use by another person? (Exclude securities under securities lending agreements.) ..... Yes [  ] No [  ]
- 11.2 If yes, give full and complete information relating thereto: .....
12. Amount of real estate and mortgages held in other invested assets in Schedule BA: ..... \$ .....
13. Amount of real estate and mortgages held in short-term investments: ..... \$ .....
- 14.1 Does the reporting entity have any investments in parent, subsidiaries and affiliates? ..... Yes [  ] No [  ]
- 14.2 If yes, please complete the following:
- |   | 1<br>Prior Year-End<br>Book/Adjusted<br>Carrying Value | 2<br>Current Quarter<br>Book/Adjusted<br>Carrying Value |
|---|--|---|
| 14.21 Bonds .....   | \$ .....   | \$ .....  |
| 14.22 Preferred Stock .....   | \$ .....   | \$ .....  |
| 14.23 Common Stock .....  | \$ .....   | \$ .....  |
| 14.24 Short-Term Investments .....  | \$ .....   | \$ .....  |
| 14.25 Mortgage Loans on Real Estate .....   | \$ .....   | \$ .....  |
| 14.26 All Other .....   | \$ .....   | \$ .....  |
| 14.27 Total Investment in Parent, Subsidiaries and Affiliates (Subtotal Lines 14.21 to 14.26) ..... | \$ .....   | \$ .....  |
| 14.28 Total Investment in Parent included in Lines 14.21 to 14.26 above .....                       | \$ .....   | \$ .....  |
- 15.1 Has the reporting entity entered into any hedging transactions reported on Schedule DB? ..... Yes [  ] No [  ]
- 15.2 If yes, has a comprehensive description of the hedging program been made available to the domiciliary state? ..... Yes [  ] No [  ] N/A [  ]  
If no, attach a description with this statement. ....
16. For the reporting entity's security lending program, state the amount of the following as of the current statement date:
- 16.1 Total fair value of reinvested collateral assets reported on Schedule DL, Parts 1 and 2. .... \$ .....
- 16.2 Total book/adjusted carrying value of reinvested collateral assets reported on Schedule DL, Parts 1 and 2 ..... \$ .....
- 16.3 Total payable for securities lending reported on the liability page. .... \$ .....

## GENERAL INTERROGATORIES

17. Excluding items in Schedule E - Part 3 - Special Deposits, real estate, mortgage loans and investments held physically in the reporting entity's offices, vaults or safety deposit boxes, were all stocks, bonds and other securities, owned throughout the current year held pursuant to a custodial agreement with a qualified bank or trust company in accordance with Section 1, III - General Examination Considerations, F. Outsourcing of Critical Functions, Custodial or Safekeeping Agreements of the NAIC Financial Condition Examiners Handbook? ..... Yes [  ] No [  ]
- 17.1 For all agreements that comply with the requirements of the NAIC Financial Condition Examiners Handbook, complete the following:

1 Name of Custodian(s)	2 Custodian Address
State Street Bank & Trust .....	225 Liberty Street, 2 World Financial Center, New York, NY 10281 .....

- 17.2 For all agreements that do not comply with the requirements of the NAIC Financial Condition Examiners Handbook, provide the name, location and a complete explanation:

1 Name(s)	2 Location(s)	3 Complete Explanation(s)

- 17.3 Have there been any changes, including name changes, in the custodian(s) identified in 17.1 during the current quarter? ..... Yes [  ] No [  ]

- 17.4 If yes, give full information relating thereto:

1 Old Custodian	2 New Custodian	3 Date of Change	4 Reason

- 17.5 Investment management – Identify all investment advisors, investment managers, broker/dealers, including individuals that have the authority to make investment decisions on behalf of the reporting entity. For assets that are managed internally by employees of the reporting entity, note as such. ["...that have access to the investment accounts"; "...handle securities"]

1 Name of Firm or Individual	2 Affiliation
BLACKROCK FINANCIAL MANAGEMENT INC. ....	U.....
AMERICAN NATIONAL GROUP INC. ....	A.....

- 17.5097 For those firms/individuals listed in the table for Question 17.5, do any firms/individuals unaffiliated with the reporting entity (i.e. designated with a "U") manage more than 10% of the reporting entity's invested assets?..... Yes [  ] No [  ]

- 17.5098 For firms/individuals unaffiliated with the reporting entity (i.e. designated with a "U") listed in the table for Question 17.5, does the total assets under management aggregate to more than 50% of the reporting entity's invested assets?..... Yes [  ] No [  ]

- 17.6 For those firms or individuals listed in the table for 17.5 with an affiliation code of "A" (affiliated) or "U" (unaffiliated), provide the information for the table below.

1	2	3	4	5
Central Registration Depository Number	Name of Firm or Individual	Legal Entity Identifier (LEI)	Registered With	Investment Management Agreement (IMA) Filed
107105 .....	BLACKROCK FINANCIAL MANAGEMENT INC. ....	549300LVX1VJKE13M84 .....	SEC #801-48433 .....	NO.....
	AMERICAN NATIONAL GROUP INC. ....	549300RK5RZQ7440FPL83 .....		DS.....

- 18.1 Have all the filing requirements of the Purposes and Procedures Manual of the NAIC Investment Analysis Office been followed? ..... Yes [  ] No [  ]

- 18.2 If no, list exceptions:

19. By self-designating 5GI securities, the reporting entity is certifying the following elements for each self-designated 5GI security:
- a. Documentation necessary to permit a full credit analysis of the security does not exist or an NAIC CRP credit rating for an FE or PL security is not available.
  - b. Issuer or obligor is current on all contracted interest and principal payments.
  - c. The insurer has an actual expectation of ultimate payment of all contracted interest and principal.
- Has the reporting entity self-designated 5GI securities? ..... Yes [  ] No [  ]

20. By self-designating PLGI securities, the reporting entity is certifying the following elements of each self-designated PLGI security:
- a. The security was purchased prior to January 1, 2018.
  - b. The reporting entity is holding capital commensurate with the NAIC Designation reported for the security.
  - c. The NAIC Designation was derived from the credit rating assigned by an NAIC CRP in its legal capacity as a NRSRO which is shown on a current private letter rating held by the insurer and available for examination by state insurance regulators.
  - d. The reporting entity is not permitted to share this credit rating of the PL security with the SVO.
- Has the reporting entity self-designated PLGI securities? ..... Yes [  ] No [  ]

21. By assigning FE to a Schedule BA non-registered private fund, the reporting entity is certifying the following elements of each self-designated FE fund:
- a. The shares were purchased prior to January 1, 2019.
  - b. The reporting entity is holding capital commensurate with the NAIC Designation reported for the security.
  - c. The security had a public credit rating(s) with annual surveillance assigned by an NAIC CRP in its legal capacity as an NRSRO prior to January 1, 2019.
  - d. The fund only or predominantly holds bonds in its portfolio.
  - e. The current reported NAIC Designation was derived from the public credit rating(s) with annual surveillance assigned by an NAIC CRP in its legal capacity as an NRSRO.
  - f. The public credit rating(s) with annual surveillance assigned by an NAIC CRP has not lapsed.
- Has the reporting entity assigned FE to Schedule BA non-registered private funds that complied with the above criteria? ..... Yes [  ] No [  ]

## GENERAL INTERROGATORIES

### PART 2 - LIFE AND ACCIDENT AND HEALTH COMPANIES/FRATERNAL BENEFIT SOCIETIES

**Life and Accident Health Companies/Fraternal Benefit Societies:**

1. Report the statement value of mortgage loans at the end of this reporting period for the following categories: 1  
Amount
- 1.1 Long-Term Mortgages In Good Standing
- 1.11 Farm Mortgages .....\$.....
- 1.12 Residential Mortgages .....\$.....
- 1.13 Commercial Mortgages .....\$.....
- 1.14 Total Mortgages in Good Standing .....\$.....
- 1.2 Long-Term Mortgages In Good Standing with Restructured Terms
- 1.21 Total Mortgages in Good Standing with Restructured Terms.....\$.....
- 1.3 Long-Term Mortgage Loans Upon which Interest is Overdue more than Three Months
- 1.31 Farm Mortgages .....\$.....
- 1.32 Residential Mortgages .....\$.....
- 1.33 Commercial Mortgages .....\$.....
- 1.34 Total Mortgages with Interest Overdue more than Three Months .....\$.....
- 1.4 Long-Term Mortgage Loans in Process of Foreclosure
- 1.41 Farm Mortgages .....\$.....
- 1.42 Residential Mortgages .....\$.....
- 1.43 Commercial Mortgages .....\$.....
- 1.44 Total Mortgages in Process of Foreclosure .....\$.....
- 1.5 Total Mortgage Loans (Lines 1.14 + 1.21 + 1.34 + 1.44) (Page 2, Column 3, Lines 3.1 + 3.2) .....\$.....
- 1.6 Long-Term Mortgages Foreclosed, Properties Transferred to Real Estate in Current Quarter
- 1.61 Farm Mortgages .....\$.....
- 1.62 Residential Mortgages .....\$.....
- 1.63 Commercial Mortgages .....\$.....
- 1.64 Total Mortgages Foreclosed and Transferred to Real Estate .....\$.....
2. Operating Percentages:
- 2.1 A&H loss percent ..... %
- 2.2 A&H cost containment percent ..... %
- 2.3 A&H expense percent excluding cost containment expenses ..... %
- 3.1 Do you act as a custodian for health savings accounts? ..... Yes [ ] No [ X ]
- 3.2 If yes, please provide the amount of custodial funds held as of the reporting date .....\$.....
- 3.3 Do you act as an administrator for health savings accounts? ..... Yes [ ] No [ X ]
- 3.4 If yes, please provide the balance of the funds administered as of the reporting date .....\$.....
4. Is the reporting entity licensed or chartered, registered, qualified, eligible or writing business in at least two states? ..... Yes [ ] No [ X ]
- 4.1 If no, does the reporting entity assume reinsurance business that covers risks residing in at least one state other than the state of domicile of the reporting entity? ..... Yes [ ] No [ X ]

**Fraternal Benefit Societies Only:**

- 5.1 In all cases where the reporting entity has assumed accident and health risks from another company, provisions should be made in this statement on account of such reinsurances for reserve equal to that which the original company would have been required to establish had it retained the risks. Has this been done? ..... Yes [ ] No [ ] N/A [ ]
- 5.2 If no, explain:  
.....
- 6.1 Does the reporting entity have outstanding assessments in the form of liens against policy benefits that have increased surplus? ..... Yes [ ] No [ ]
- 6.2 If yes, what is the date(s) of the original lien and the total outstanding balance of liens that remain in surplus?

Date	Outstanding Lien Amount
.....	.....

**SCHEDULE S - CEDED REINSURANCE**

Showing All New Reinsurance Treaties - Current Year to Date

1 NAIC Company Code	2 ID Number	3 Effective Date	4 Name of Reinsurer	5 Domiciliary Jurisdiction	6 Type of Reinsurance Ceded	7 Type of Business Ceded	8 Type of Reinsurer	9 Certified Reinsurer Rating (1 through 6)	10 Effective Date of Certified Reinsurer Rating
<b>NONE</b>									

STATEMENT AS OF SEPTEMBER 30, 2024 OF THE AMERICAN EQUITY INVESTMENT LIFE INSURANCE COMPANY OF NEW YORK

**SCHEDULE T - PREMIUMS AND ANNUITY CONSIDERATIONS**

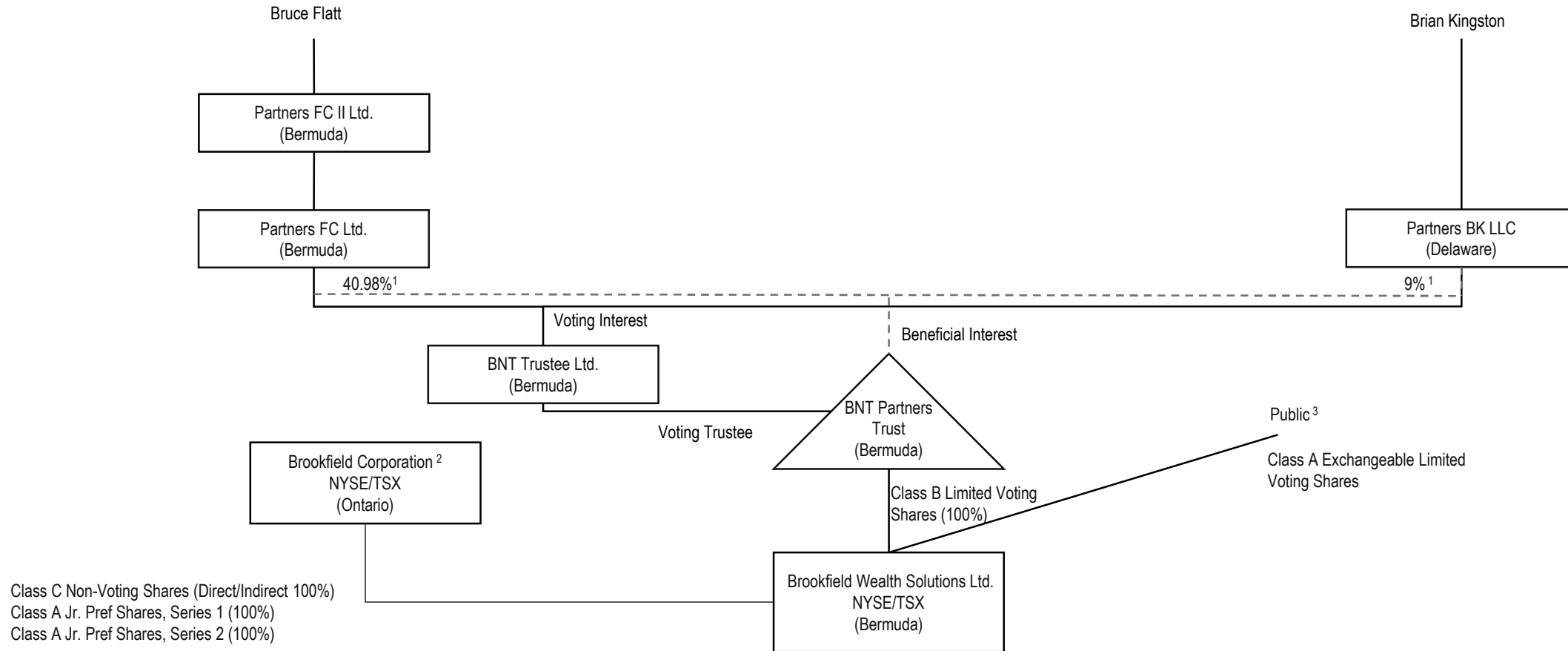
Current Year To Date - Allocated by States and Territories

States, Etc.	1 Active Status (a)	Direct Business Only					
		Life Contracts		4 Accident and Health Insurance Premiums, Including Policy, Membership and Other Fees	5 Other Considerations	6 Total Columns 2 Through 5	7 Deposit-Type Contracts
		2 Life Insurance Premiums	3 Annuity Considerations				
1. Alabama	AL	N					
2. Alaska	AK	N					
3. Arizona	AZ	N					
4. Arkansas	AR	N					
5. California	CA	N					
6. Colorado	CO	N					
7. Connecticut	CT	N					
8. Delaware	DE	N					
9. District of Columbia	DC	N					
10. Florida	FL	N					
11. Georgia	GA	N					
12. Hawaii	HI	N					
13. Idaho	ID	N					
14. Illinois	IL	N					
15. Indiana	IN	N					
16. Iowa	IA	N					
17. Kansas	KS	N					
18. Kentucky	KY	N					
19. Louisiana	LA	N					
20. Maine	ME	N					
21. Maryland	MD	N					
22. Massachusetts	MA	N					
23. Michigan	MI	N					
24. Minnesota	MN	N					
25. Mississippi	MS	N					
26. Missouri	MO	N					
27. Montana	MT	N					
28. Nebraska	NE	N					
29. Nevada	NV	N					
30. New Hampshire	NH	N					
31. New Jersey	NJ	N					
32. New Mexico	NM	N					
33. New York	NY	L		9,400		9,400	
34. North Carolina	NC	N					
35. North Dakota	ND	N					
36. Ohio	OH	N					
37. Oklahoma	OK	N					
38. Oregon	OR	N					
39. Pennsylvania	PA	N					
40. Rhode Island	RI	N					
41. South Carolina	SC	N					
42. South Dakota	SD	N					
43. Tennessee	TN	N					
44. Texas	TX	N					
45. Utah	UT	N					
46. Vermont	VT	N					
47. Virginia	VA	N					
48. Washington	WA	N					
49. West Virginia	WV	N					
50. Wisconsin	WI	N					
51. Wyoming	WY	N					
52. American Samoa	AS	N					
53. Guam	GU	N					
54. Puerto Rico	PR	N					
55. U.S. Virgin Islands	VI	N					
56. Northern Mariana Islands	MP	N					
57. Canada	CAN	N					
58. Aggregate Other Aliens	OT	XXX					
59. Subtotal	XXX			9,400		9,400	
90. Reporting entity contributions for employee benefits plans	XXX						
91. Dividends or refunds applied to purchase paid-up additions and annuities	XXX						
92. Dividends or refunds applied to shorten endowment or premium paying period	XXX						
93. Premium or annuity considerations waived under disability or other contract provisions	XXX						
94. Aggregate or other amounts not allocable by State	XXX						
95. Totals (Direct Business)	XXX			9,400		9,400	
96. Plus Reinsurance Assumed	XXX						
97. Totals (All Business)	XXX			9,400		9,400	
98. Less Reinsurance Ceded	XXX						
99. Totals (All Business) less Reinsurance Ceded	XXX			9,400		9,400	
DETAILS OF WRITE-INS							
58001.	XXX						
58002.	XXX						
58003.	XXX						
58998. Summary of remaining write-ins for Line 58 from overflow page	XXX						
58999. Totals (Lines 58001 through 58003 plus 58998)(Line 58 above)	XXX						
9401.	XXX						
9402.	XXX						
9403.	XXX						
9498. Summary of remaining write-ins for Line 94 from overflow page	XXX						
9499. Totals (Lines 9401 through 9403 plus 9498)(Line 94 above)	XXX						

(a) Active Status Counts:

- 1. L - Licensed or Chartered - Licensed insurance carrier or domiciled RRG..... 1
- 2. R - Registered - Non-domiciled RRGs.....
- 3. E - Eligible - Reporting entities eligible or approved to write surplus lines in the state.....
- 4. Q - Qualified - Qualified or accredited reinsurer.....
- 5. N - None of the above - Not allowed to write business in the state..... 56

**SCHEDULE Y - INFORMATION CONCERNING ACTIVITIES OF INSURER MEMBERS OF A HOLDING COMPANY GROUP  
PART 1 - ORGANIZATIONAL CHART**



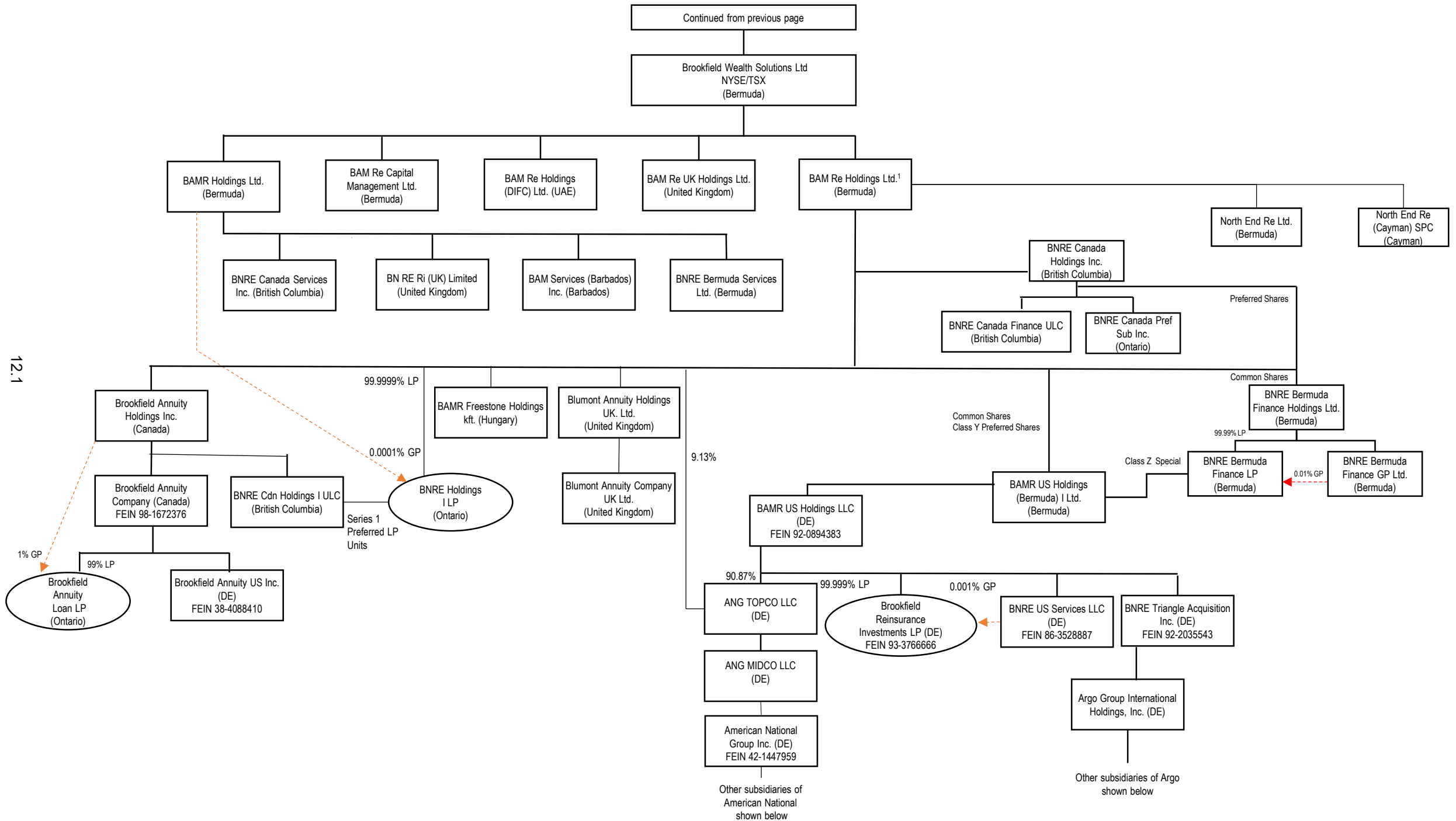
12

<sup>1</sup> This percentage represents both the percentage of beneficial interest in the BNT Partners Trust and the percentage of voting interest in BNT Trustee Ltd. The remaining 50.02% beneficial interest in BNT Partners Trust and 50.02% voting interest in BNT Trustee Ltd. is held through entities owned by (i) Sachin Shah (9%), (ii) Barry Blattman (9%), (iii) Cyrus Madon (8%), (iv) Connor Teskey (8%), (v) Anuj Ranjan (8%), and (vi) Bill Powell (8%).

<sup>2</sup> Pursuant to Commissioner's Order No. 2022-7321 (HCS No. 1130540), Brookfield Corporation is not a control person within the Registrants' holding company system, however Brookfield Corporation is included in this organizational chart due to certain commitments made by Brookfield Corporation in connection with its disclaimer of affiliation filing.

<sup>3</sup> In accordance with the Company's third amended and restated bye-laws, no person holds more than 9.9% of the voting power of the Class A Exchangeable Limited Voting Shares.

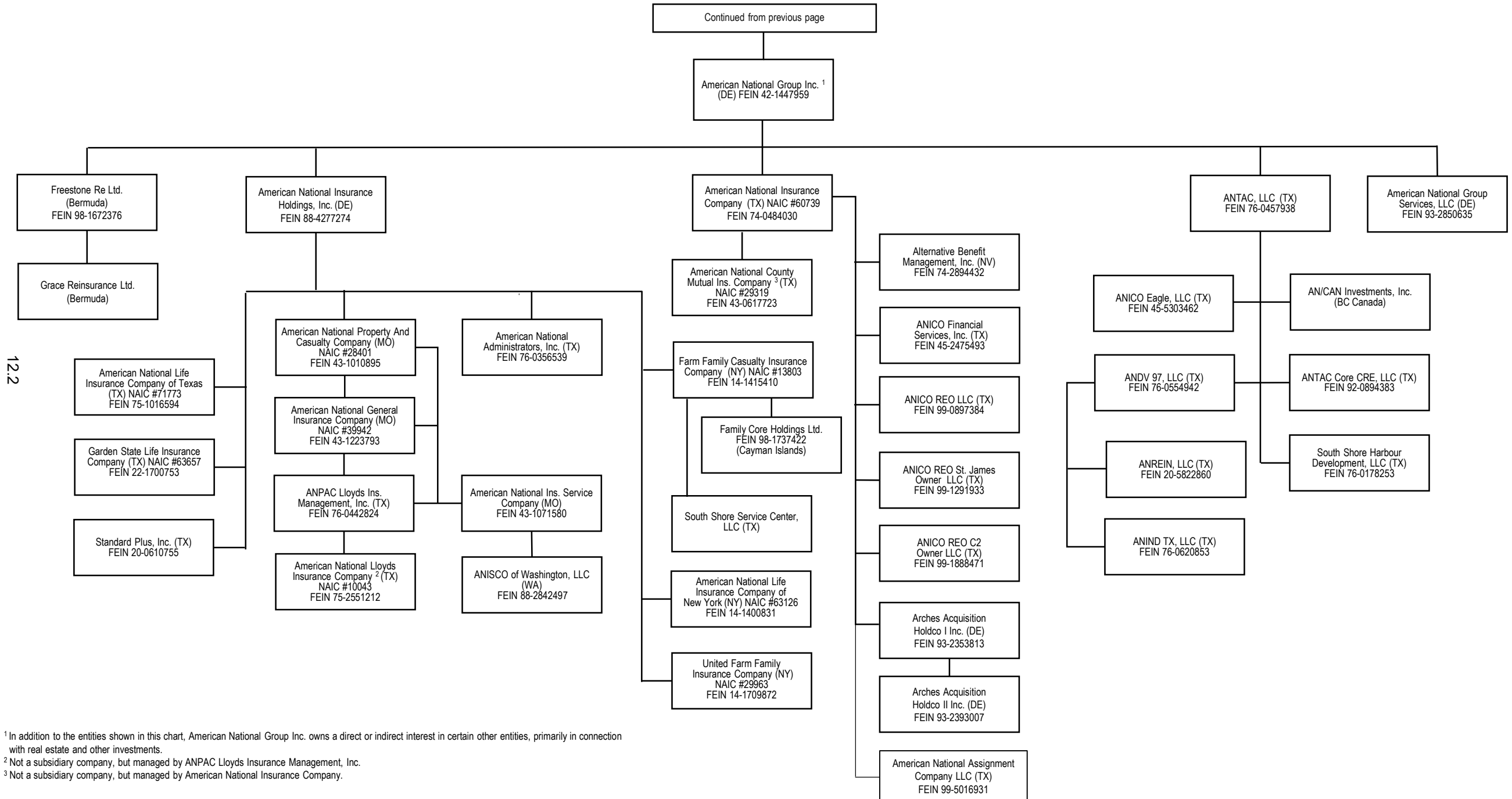
**SCHEDULE Y - INFORMATION CONCERNING ACTIVITIES OF INSURER MEMBERS OF A HOLDING COMPANY GROUP**  
**PART 1 - ORGANIZATIONAL CHART**



12.1

<sup>1</sup> In addition to the entities shown in this chart, BAM Re Holdings Ltd. owns direct or indirect interests in certain other entities, primarily in connection with investments.

**SCHEDULE Y - INFORMATION CONCERNING ACTIVITIES OF INSURER MEMBERS OF A HOLDING COMPANY GROUP  
PART 1 - ORGANIZATIONAL CHART**



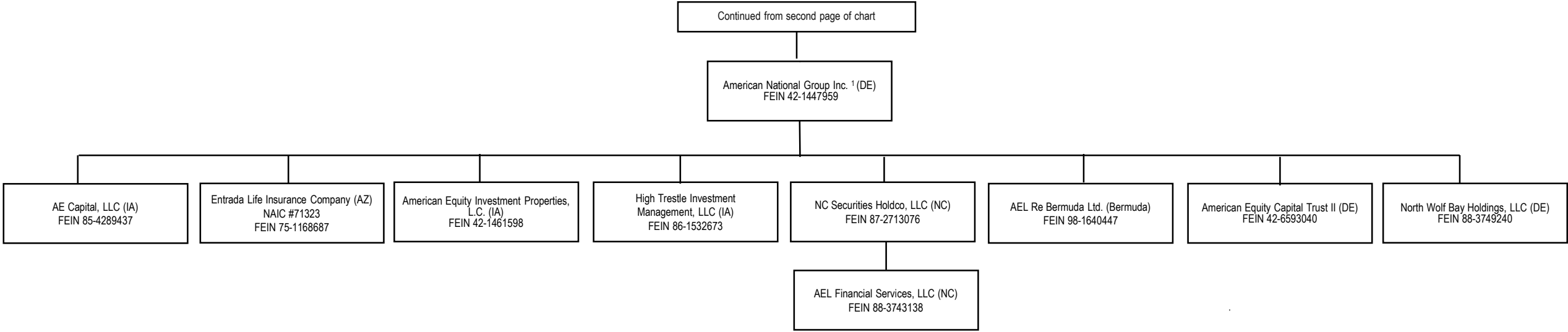
12.2

<sup>1</sup> In addition to the entities shown in this chart, American National Group Inc. owns a direct or indirect interest in certain other entities, primarily in connection with real estate and other investments.  
<sup>2</sup> Not a subsidiary company, but managed by ANPAC Lloyds Insurance Management, Inc.  
<sup>3</sup> Not a subsidiary company, but managed by American National Insurance Company.

Note: All subsidiaries are wholly owned, except as noted.



**SCHEDULE Y - INFORMATION CONCERNING ACTIVITIES OF INSURER MEMBERS OF A HOLDING COMPANY GROUP  
PART 1 - ORGANIZATIONAL CHART**



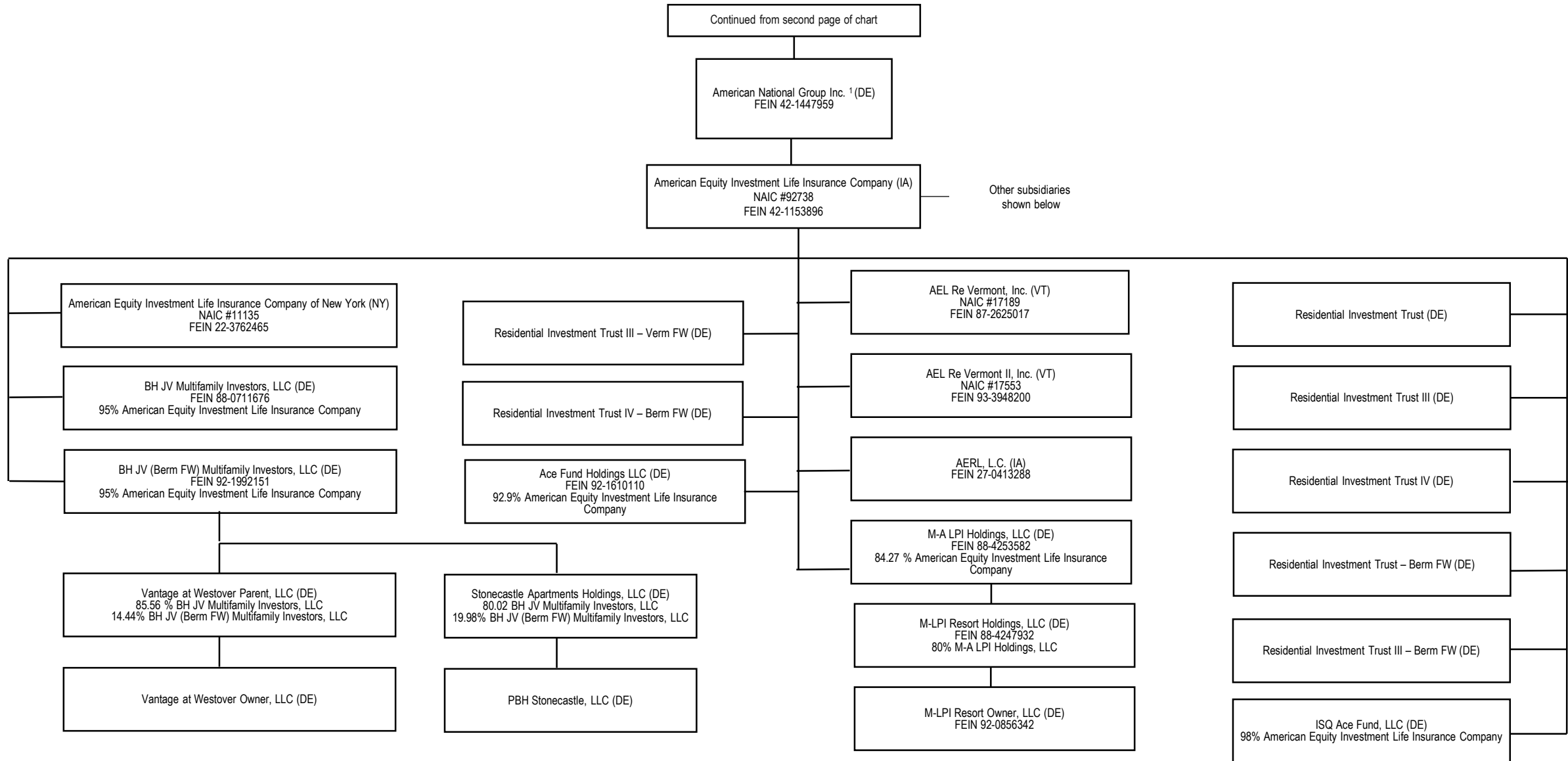
12.3

<sup>1</sup> In addition to the entities shown in this chart, American National Group Inc. owns a direct or indirect interest in certain other entities, primarily in connection with real estate and other investments.

Note: All subsidiaries are wholly owned, except as noted.

**SCHEDULE Y - INFORMATION CONCERNING ACTIVITIES OF INSURER MEMBERS OF A HOLDING COMPANY GROUP**  
**PART 1 - ORGANIZATIONAL CHART**

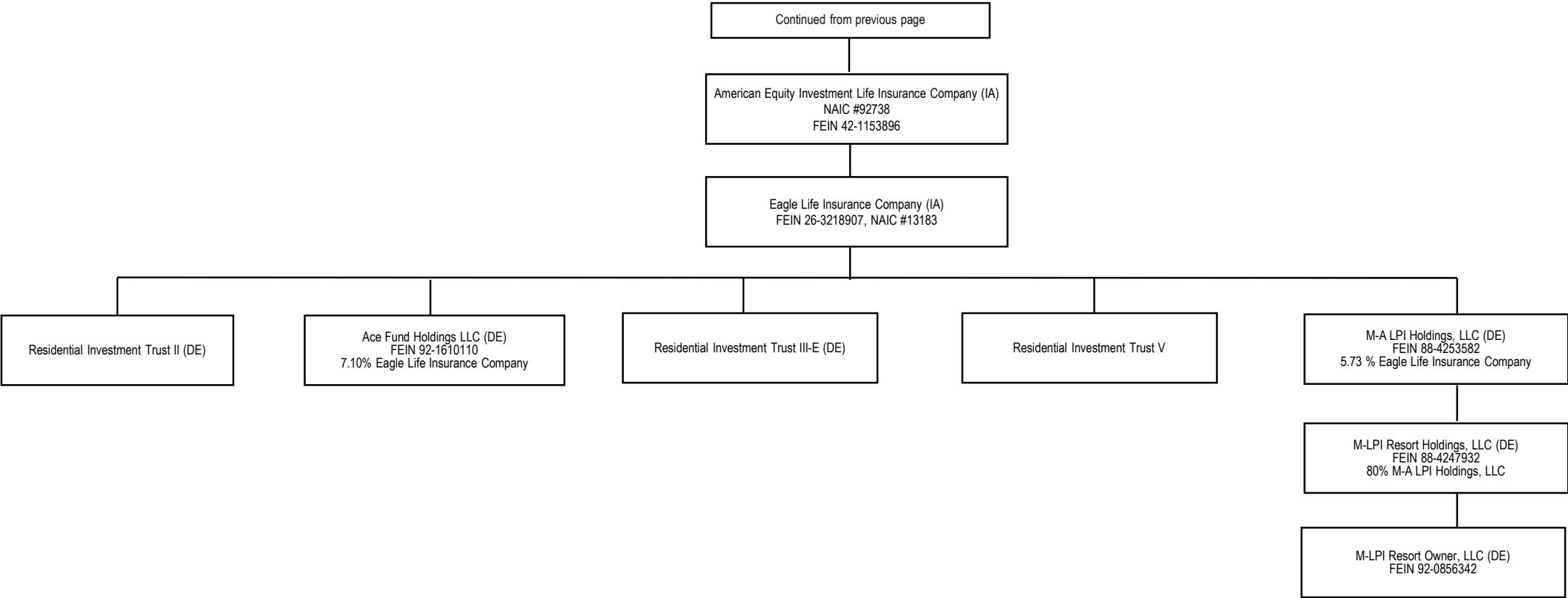
12.4



<sup>1</sup> In addition to the entities shown in this chart, American National Group Inc. owns a direct or indirect interest in certain other entities, primarily in connection with real estate and other investments.

Note: All subsidiaries are wholly owned, except as noted.

**SCHEDULE Y - INFORMATION CONCERNING ACTIVITIES OF INSURER MEMBERS OF A HOLDING COMPANY GROUP  
PART 1 - ORGANIZATIONAL CHART**



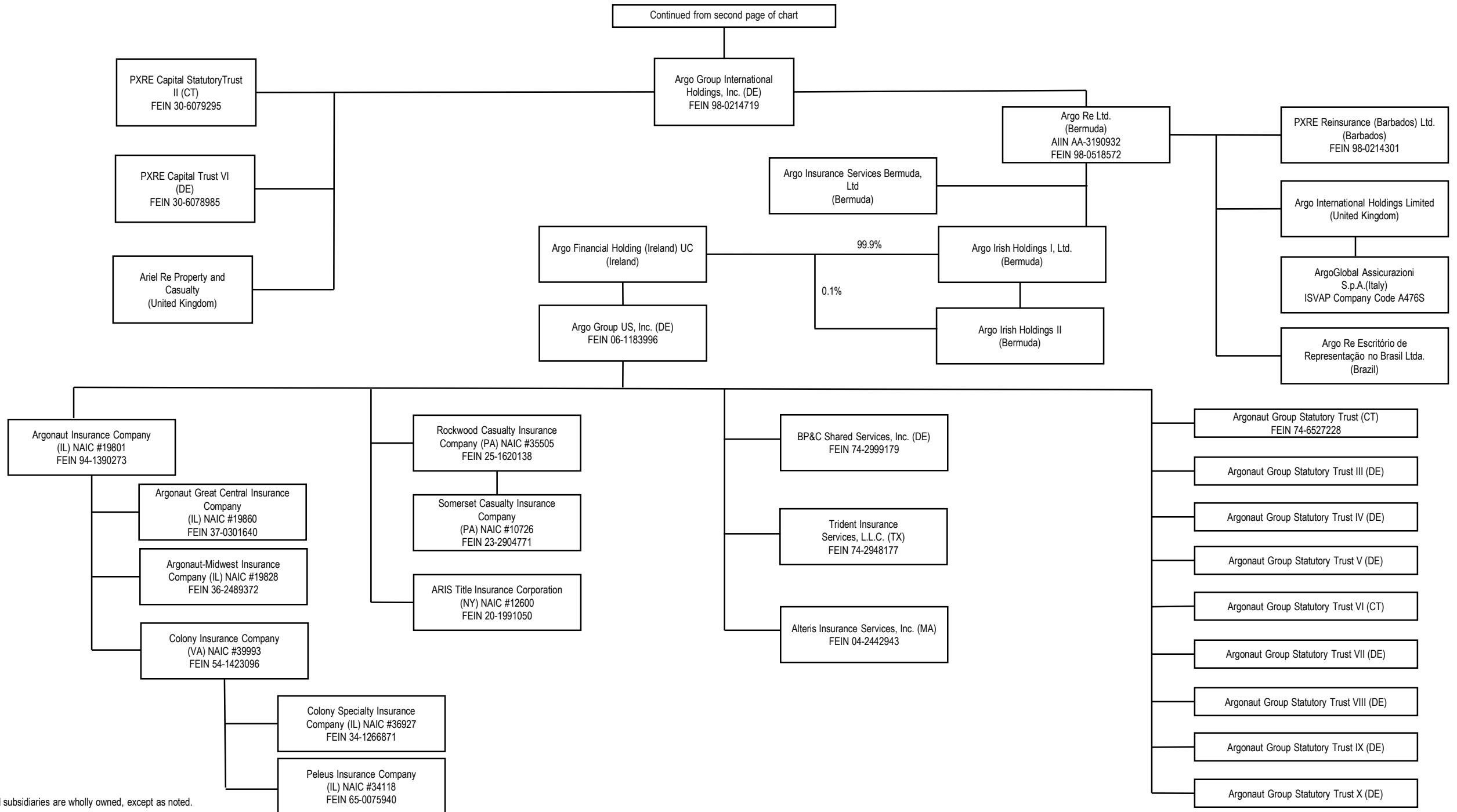
12.5

<sup>1</sup> In addition to the entities shown in this chart, American National Group Inc. owns a direct or indirect interest in certain other entities, primarily in connection with real estate and other investments.

Note: All subsidiaries are wholly owned, except as noted.

SCHEDULE Y - INFORMATION CONCERNING ACTIVITIES OF INSURER MEMBERS OF A HOLDING COMPANY GROUP

PART 1 - ORGANIZATIONAL CHART



12.6

Note: All subsidiaries are wholly owned, except as noted.

STATEMENT AS OF SEPTEMBER 30, 2024 OF THE AMERICAN EQUITY INVESTMENT LIFE INSURANCE COMPANY OF NEW YORK

**SCHEDULE Y**  
**PART 1A - DETAIL OF INSURANCE HOLDING COMPANY SYSTEM**

1	2	3	4	5	6	7	8	9	10	11	12	13	14	15	16
Group Code	Group Name	NAIC Company Code	ID Number	Federal RSSD	CIK	Name of Securities Exchange if Publicly Traded (U.S. or International)	Names of Parent, Subsidiaries Or Affiliates	Domiciliary Location	Relationship to Reporting Entity	Directly Controlled by (Name of Entity/Person)	Type of Control (Ownership, Board, Management, Attorney-in-Fact, Influence, Other)	If Control is Ownership Provide Percentage	Ultimate Controlling Entity(ies)/Person(s)	Is an SCA Filing Required? (Yes/No)	*
.0408	Brookfield Wealth Solutions Ltd. Group	60739	74-0484030	1343722			American National Insurance Company	..AK	..IA	American National Group Inc.	Ownership	100.000	Brookfield Wealth Solutions Ltd.	..NO	1
.0408	Brookfield Wealth Solutions Ltd. Group	71773	75-1016594	1343731			American National Life Insurance Company of Texas	..TX	..IA	American National Insurance Holdings, Inc.	Ownership	100.000	Brookfield Wealth Solutions Ltd.	..NO	1
.0408	Brookfield Wealth Solutions Ltd. Group	63657	22-1700753				Garden State Life Insurance Company	..TX	..IA	American National Insurance Holdings, Inc.	Ownership	100.000	Brookfield Wealth Solutions Ltd.	..NO	1
.0408	Brookfield Wealth Solutions Ltd. Group	63126	14-1400831				American National Life Insurance Company of New York	..NY	..IA	American National Insurance Holdings, Inc.	Ownership	100.000	Brookfield Wealth Solutions Ltd.	..NO	1
.0408	Brookfield Wealth Solutions Ltd. Group	13803	14-1415410				Farm Family Casualty Insurance Company	..NY	..IA	American National Insurance Holdings, Inc.	Ownership	100.000	Brookfield Wealth Solutions Ltd.	..NO	1
.0408	Brookfield Wealth Solutions Ltd. Group	29963	14-1709872				United Farm Family Insurance Company	..NY	..IA	American National Insurance Holdings, Inc.	Ownership	100.000	Brookfield Wealth Solutions Ltd.	..NO	1
.0408	Brookfield Wealth Solutions Ltd. Group	28401	43-1010895	1343946			American National Property and Casualty Company	..MO	..IA	American National Insurance Holdings, Inc.	Ownership	100.000	Brookfield Wealth Solutions Ltd.	..NO	1
.0408	Brookfield Wealth Solutions Ltd. Group	39942	43-1223793				American National General Insurance Company	..MO	..IA	American National Property and Casualty Company	Ownership	100.000	Brookfield Wealth Solutions Ltd.	..NO	1
.0408	Brookfield Wealth Solutions Ltd. Group	29319	43-0617723				American National County Mutual Insurance Company	..TX	..IA	American National Insurance Company	Management	0.000	Brookfield Wealth Solutions Ltd.	..NO	1
.0408	Brookfield Wealth Solutions Ltd. Group	10043	75-2551212				American National Lloyds Insurance Company	..TX	..IA	ANPAC Lloyds Insurance Management, Inc.	Attorney-In-Fact	0.000	Brookfield Wealth Solutions Ltd.	..NO	1
.0408	Brookfield Wealth Solutions Ltd. Group	00000	42-1447959	3981379	1039828	NYSE	American National Group Inc.	..DE	..NIA	BAMR US Holdings LLC	Ownership	90.900	Brookfield Wealth Solutions Ltd.	..NO	1
.0408	Brookfield Wealth Solutions Ltd. Group	00000	88-4277274				American National Insurance Holdings, Inc.	..DE	..NIA	American National Group Inc.	Ownership	100.000	Brookfield Wealth Solutions Ltd.	..NO	1
.0408	Brookfield Wealth Solutions Ltd. Group	00000	76-0457938				ANTAC, LLC	..TX	..NIA	American National Group Inc.	Ownership	100.000	Brookfield Wealth Solutions Ltd.	..NO	1
.0408	Brookfield Wealth Solutions Ltd. Group	00000	74-2894432				Alternative Benefit Management, Inc.	..NV	..NIA	American National Insurance Company	Ownership	100.000	Brookfield Wealth Solutions Ltd.	..NO	1
.0408	Brookfield Wealth Solutions Ltd. Group	00000	45-2475493				ANICO Financial Services, Inc.	..TX	..NIA	American National Insurance Company	Ownership	100.000	Brookfield Wealth Solutions Ltd.	..NO	1
.0408	Brookfield Wealth Solutions Ltd. Group	00000	76-0356539				American National Administrators, Inc.	..TX	..NIA	American National Insurance Holdings, Inc.	Ownership	100.000	Brookfield Wealth Solutions Ltd.	..NO	1
.0408	Brookfield Wealth Solutions Ltd. Group	00000	43-1071580				American National Insurance Service Company	..MO	..NIA	American National Property and Casualty Company	Ownership	100.000	Brookfield Wealth Solutions Ltd.	..NO	1
.0408	Brookfield Wealth Solutions Ltd. Group	00000	88-2842497				ANISCO of Washington, LLC	..WA	..NIA	American National Insurance Service Company	Ownership	100.000	Brookfield Wealth Solutions Ltd.	..NO	1
.0408	Brookfield Wealth Solutions Ltd. Group	00000	76-0442824				ANPAC Lloyds Insurance Management, Inc.	..TX	..NIA	American National Property and Casualty Company	Ownership	100.000	Brookfield Wealth Solutions Ltd.	..NO	1
.0408	Brookfield Wealth Solutions Ltd. Group	00000	76-0620853				ANIND TX, LLC	..TX	..NIA	ANDV 97, LLC	Ownership	100.000	Brookfield Wealth Solutions Ltd.	..NO	1
.0408	Brookfield Wealth Solutions Ltd. Group	00000	20-5822860				ANREINV, LLC	..TX	..NIA	ANDV 97, LLC	Ownership	100.000	Brookfield Wealth Solutions Ltd.	..NO	1
.0408	Brookfield Wealth Solutions Ltd. Group	00000	76-0554942				ANDV 97, LLC	..TX	..NIA	ANTAC, LLC	Ownership	100.000	Brookfield Wealth Solutions Ltd.	..NO	1
.0408	Brookfield Wealth Solutions Ltd. Group	00000	45-5303462				ANICO Eagle, LLC	..TX	..NIA	ANTAC, LLC	Ownership	100.000	Brookfield Wealth Solutions Ltd.	..NO	1
.0408	Brookfield Wealth Solutions Ltd. Group	00000					AN/CAN Investments, Inc.	..CAN	..NIA	ANTAC, LLC	Ownership	100.000	Brookfield Wealth Solutions Ltd.	..NO	1
.0408	Brookfield Wealth Solutions Ltd. Group	00000	98-1674569				Freestone Re Ltd.	..BMJ	..IA	American National Group Inc.	Ownership	100.000	Brookfield Wealth Solutions Ltd.	..NO	1

STATEMENT AS OF SEPTEMBER 30, 2024 OF THE AMERICAN EQUITY INVESTMENT LIFE INSURANCE COMPANY OF NEW YORK

**SCHEDULE Y**  
**PART 1A - DETAIL OF INSURANCE HOLDING COMPANY SYSTEM**

1	2	3	4	5	6	7	8	9	10	11	12	13	14	15	16
Group Code	Group Name	NAIC Company Code	ID Number	Federal RSSD	CIK	Name of Securities Exchange if Publicly Traded (U.S. or International)	Names of Parent, Subsidiaries Or Affiliates	Domiciliary Location	Relationship to Reporting Entity	Directly Controlled by (Name of Entity/Person)	Type of Control (Ownership, Board, Management, Attorney-in-Fact, Influence, Other)	If Control is Ownership Provide Percentage	Ultimate Controlling Entity(ies)/Person(s)	Is an SCA Filing Required? (Yes/No)	*
.0408	Brookfield Wealth Solutions Ltd. Group	00000	76-0178253				South Shore Harbour Development, LLC	TX	NIA	ANTAC, LLC	Ownership	100.000	Brookfield Wealth Solutions Ltd.	NO	1
.0408	Brookfield Wealth Solutions Ltd. Group	00000	20-0610755				Standard Plus, Inc.	TX	NIA	American National Insurance Holdings, Inc.	Ownership	100.000	Brookfield Wealth Solutions Ltd.	NO	1
.0408	Brookfield Wealth Solutions Ltd. Group	00000	98-1672376				Brookfield Annuity Company	CAN	IA	Brookfield Annuity Holdings Inc.	Ownership	100.000	Brookfield Wealth Solutions Ltd.	NO	1
.0408	Brookfield Wealth Solutions Ltd. Group	00000	92-0894383				BAMR US Holdings LLC	DE	NIA	BAMR US Holdings (Bermuda) I Ltd.	Ownership	100.000	Brookfield Wealth Solutions Ltd.	NO	1
.0408	Brookfield Wealth Solutions Ltd. Group	00000					BAMR US Holdings (Bermuda) I Ltd.	BMU	NIA	BAM Re Holdings Ltd.	Ownership	100.000	Brookfield Wealth Solutions Ltd.	NO	1
.0408	Brookfield Wealth Solutions Ltd. Group	00000					BNT Trustee Ltd.	BMU	UIP	Partners FC Ltd.	Ownership	41.000	Bruce Flatt	NO	
.0408	Brookfield Wealth Solutions Ltd. Group	00000					BNT Trustee Ltd.	BMU	UIP	Partners BK LLC	Ownership	9.000	Brian Kingston	NO	
.0408	Brookfield Wealth Solutions Ltd. Group	00000					BNT Partners Trust	BMU	UIP	BNT Trustee Ltd.	Management	0.000	Bruce Flatt and Brian Kingston	NO	
.0408	Brookfield Wealth Solutions Ltd. Group	00000	85-9332827				BAM Re Holdings Ltd.	BMU	NIA	Brookfield Wealth Solutions Ltd.	Ownership	100.000	Brookfield Wealth Solutions Ltd.	NO	1
.0408	Brookfield Wealth Solutions Ltd. Group	00000	80-0947060				Town Center Partners, Ltd.	TX	NIA	TC Blvd. Partners, LLC	Management	0.000	Brookfield Wealth Solutions Ltd.	NO	1
.0408	Brookfield Wealth Solutions Ltd. Group	00000	76-0444990				Town and Country Partnership	TX	NIA	ANDV 97, LLC	Ownership	72.200	Brookfield Wealth Solutions Ltd.	NO	1
.0408	Brookfield Wealth Solutions Ltd. Group	00000	46-3426560				TC Blvd. Partners, LLC	TX	NIA	ANICO Eagle, LLC	Ownership	87.700	Brookfield Wealth Solutions Ltd.	NO	1
.0408	Brookfield Wealth Solutions Ltd. Group	00000	46-3432650				TC Blvd. Partners II, LLC	TX	NIA	ANICO Eagle, LLC	Ownership	95.000	Brookfield Wealth Solutions Ltd.	NO	1
.0408	Brookfield Wealth Solutions Ltd. Group	00000	99-1382199				RLS Holdco, LLC	DE	OTH	American National Insurance Company	Ownership	80.200	Brookfield Wealth Solutions Ltd.	NO	13
.0408	Brookfield Wealth Solutions Ltd. Group	00000	99-1363460				RLS Borrower, LLC	DE	OTH	RLS Holdco, LLC	Ownership	100.000	Brookfield Wealth Solutions Ltd.	NO	13
.0408	Brookfield Wealth Solutions Ltd. Group	00000	99-4182456				LOM G Issuer, LP	DE	OTH	American Equity Investment Life Insurance Company	Ownership	72.000	Brookfield Wealth Solutions Ltd.	NO	13
.0408	Brookfield Wealth Solutions Ltd. Group	00000	78-3081227				BNRE Canada Holdings Inc.	CAN	NIA	BAM Re Holdings Ltd.	Ownership	100.000	Brookfield Wealth Solutions Ltd.	NO	13
.0408	Brookfield Wealth Solutions Ltd. Group	00000	98-1790219				BNRE Canada Finance ULC	CAN	NIA	BNRE Canada Holdings Inc.	Ownership	100.000	Brookfield Wealth Solutions Ltd.	NO	13
.0408	Brookfield Wealth Solutions Ltd. Group	00000	98-1790480				BNRE Bermuda Finance LP	BMU	NIA	BNRE Bermuda Finance GP Ltd.	Management	0.000	Brookfield Wealth Solutions Ltd.	NO	13
.0408	Brookfield Wealth Solutions Ltd. Group	00000	98-1790490				BNRE Bermuda Finance GP Ltd.	BMU	NIA	BNRE Bermuda Finance Holdings Ltd.	Ownership	100.000	Brookfield Wealth Solutions Ltd.	NO	13
.0408	Brookfield Wealth Solutions Ltd. Group	00000	98-1790499				BNRE Bermuda Finance Holdings Ltd.	BMU	NIA	BAM Re Holdings Ltd.	Ownership	100.000	Brookfield Wealth Solutions Ltd.	NO	13
.0408	Brookfield Wealth Solutions Ltd. Group	00000					5 MW Property Holdings Ltd.	CYM	OTH	Brookfield Reinsurance Investments LP	Ownership	40.100	Brookfield Wealth Solutions Ltd.	NO	13
.0408	Brookfield Wealth Solutions Ltd. Group	00000					Volta Holdings LP	CYM	OTH	American Equity Investment Life Insurance Company	Ownership	72.000	Brookfield Wealth Solutions Ltd.	NO	1
.0408	Brookfield Wealth Solutions Ltd. Group	00000	88-3889808				TX Wren LLC	DE	OTH	American National Insurance Company	Ownership	90.000	Brookfield Wealth Solutions Ltd.	NO	13
.0408	Brookfield Wealth Solutions Ltd. Group	00000	88-3871687				TX Newton LLC	DE	OTH	American National Insurance Company	Ownership	90.000	Brookfield Wealth Solutions Ltd.	NO	13

STATEMENT AS OF SEPTEMBER 30, 2024 OF THE AMERICAN EQUITY INVESTMENT LIFE INSURANCE COMPANY OF NEW YORK

**SCHEDULE Y**  
**PART 1A - DETAIL OF INSURANCE HOLDING COMPANY SYSTEM**

1	2	3	4	5	6	7	8	9	10	11	12	13	14	15	16
Group Code	Group Name	NAIC Company Code	ID Number	Federal RSSD	CIK	Name of Securities Exchange if Publicly Traded (U.S. or International)	Names of Parent, Subsidiaries Or Affiliates	Domiciliary Location	Relationship to Reporting Entity	Directly Controlled by (Name of Entity/Person)	Type of Control (Ownership, Board, Management, Attorney-in-Fact, Influence, Other)	If Control is Ownership Provide Percentage	Ultimate Controlling Entity(ies)/Person(s)	Is an SCA Filing Required? (Yes/No)	*
.0408	Brookfield Wealth Solutions Ltd. Group	00000	88-3921297				TX Leibniz LLC	DE	OTH	American National Insurance Company	Ownership	90.000	Brookfield Wealth Solutions Ltd.	NO	13
.0408	Brookfield Wealth Solutions Ltd. Group	00000	88-3957208				TX Kepler LLC	DE	OTH	American National Insurance Company	Ownership	90.000	Brookfield Wealth Solutions Ltd.	NO	13
.0408	Brookfield Wealth Solutions Ltd. Group	00000	88-3904685				TX Hooke LLC	DE	OTH	American National Insurance Company	Ownership	90.000	Brookfield Wealth Solutions Ltd.	NO	13
.0408	Brookfield Wealth Solutions Ltd. Group	00000	20-8243164				MRPL Retail Partners, Ltd. (Shops at Bella Terra)	TX	NIA	ANICO Eagle, LLC	Ownership	100.000	Brookfield Wealth Solutions Ltd.	NO	1
.0408	Brookfield Wealth Solutions Ltd. Group	00000	88-3971831				TX Galileo LLC	DE	OTH	American National Insurance Company	Ownership	90.000	Brookfield Wealth Solutions Ltd.	NO	13
.0408	Brookfield Wealth Solutions Ltd. Group	00000	93-2732031				SG BNRe LLC	DE	OTH	Chamberlain Blane 2023-1 LLC	Ownership	100.000	Brookfield Wealth Solutions Ltd.	NO	13
.0408	Brookfield Wealth Solutions Ltd. Group	00000					Partners FC Ltd.	BMJ	UIP	Partners FC II Ltd.	Ownership	100.000	Bruce Flatt	NO	
.0408	Brookfield Wealth Solutions Ltd. Group	00000					Partners FC II Ltd.	BMJ	UIP	Bruce Flatt	Ownership	100.000	Bruce Flatt	NO	
.0408	Brookfield Wealth Solutions Ltd. Group	00000					Partners BK LLC	BMJ	UIP	Brian Kingston	Ownership	100.000	Brian Kingston	NO	
.0408	Brookfield Wealth Solutions Ltd. Group	00000	98-1737429				One Liberty Plaza Property Holdings Limited	CYM	OTH	American Equity Investment Life Insurance Company	Ownership	39.100	Brookfield Wealth Solutions Ltd.	NO	13
.0408	Brookfield Wealth Solutions Ltd. Group	00000	20-4937509				Germann Road Land Development, LLC	CO	NIA	ANICO Eagle, LLC	Ownership	100.000	Brookfield Wealth Solutions Ltd.	NO	1
.0408	Brookfield Wealth Solutions Ltd. Group	00000					North End Re Ltd.	BMJ	IA	BAM Re Holdings Ltd.	Ownership	100.000	Brookfield Wealth Solutions Ltd.	NO	1
.0408	Brookfield Wealth Solutions Ltd. Group	00000					North End Re (Cayman) SPC	CYM	IA	BAM Re Holdings Ltd.	Ownership	100.000	Brookfield Wealth Solutions Ltd.	NO	1
.0408	Brookfield Wealth Solutions Ltd. Group	00000	83-2964071				Eagle Tri County LLC	TX	NIA	Eagle IND., LP	Ownership	100.000	Brookfield Wealth Solutions Ltd.	NO	1
.0408	Brookfield Wealth Solutions Ltd. Group	00000	76-0621069				Eagle IND., L.P.	TX	NIA	ANIND TX, LLC	Management	0.000	Brookfield Wealth Solutions Ltd.	NO	1
.0408	Brookfield Wealth Solutions Ltd. Group	00000	83-2990147				Eagle Burleson Park LLC	TX	NIA	Eagle IND., LP	Ownership	100.000	Brookfield Wealth Solutions Ltd.	NO	1
.0408	Brookfield Wealth Solutions Ltd. Group	00000					McCarren 2021-1 Ltd.	CYM	OTH	American National Insurance Company	Ownership	76.000	Brookfield Wealth Solutions Ltd.	NO	13
.0408	Brookfield Wealth Solutions Ltd. Group	00000					Prospect 2021-1 Ltd.	CYM	OTH	American National Insurance Company	Ownership	75.000	Brookfield Wealth Solutions Ltd.	NO	13
.0408	Brookfield Wealth Solutions Ltd. Group	00000					Chipman Industrial Park No. 1 Inc.	CAN	NIA	Chipman Development Corporation	Ownership	100.000	Brookfield Wealth Solutions Ltd.	NO	1
.0408	Brookfield Wealth Solutions Ltd. Group	00000					Chipman Holdings, Inc.	CAN	NIA	AN/CAN Investments, Inc.	Ownership	100.000	Brookfield Wealth Solutions Ltd.	NO	1
.0408	Brookfield Wealth Solutions Ltd. Group	00000					Chipman Development Corporation	CAN	NIA	AN/CAN Investments, Inc.	Ownership	100.000	Brookfield Wealth Solutions Ltd.	NO	1
.0408	Brookfield Wealth Solutions Ltd. Group	00000					Meadow 2021-1 Ltd.	CYM	OTH	American Equity Investment Life Insurance Company	Ownership	75.000	Brookfield Wealth Solutions Ltd.	NO	13
.0408	Brookfield Wealth Solutions Ltd. Group	00000					McCarren 2021-1 Holdco Ltd.	CYM	OTH	McCarren 2021-1 Ltd.	Ownership	100.000	Brookfield Wealth Solutions Ltd.	NO	13
.0408	Brookfield Wealth Solutions Ltd. Group	00000					Prospect 2021-1 Holdco Ltd.	CYM	OTH	Prospect 2021-1 Ltd.	Ownership	100.000	Brookfield Wealth Solutions Ltd.	NO	13
.0408	Brookfield Wealth Solutions Ltd. Group	00000					Meadow 2021-1 Holdco Ltd.	CYM	OTH	Meadow 2021-1 Ltd.	Ownership	100.000	Brookfield Wealth Solutions Ltd.	NO	13

STATEMENT AS OF SEPTEMBER 30, 2024 OF THE AMERICAN EQUITY INVESTMENT LIFE INSURANCE COMPANY OF NEW YORK

**SCHEDULE Y**  
**PART 1A - DETAIL OF INSURANCE HOLDING COMPANY SYSTEM**

1	2	3	4	5	6	7	8	9	10	11	12	13	14	15	16
Group Code	Group Name	NAIC Company Code	ID Number	Federal RSSD	CIK	Name of Securities Exchange if Publicly Traded (U.S. or International)	Names of Parent, Subsidiaries Or Affiliates	Domi-ciliary Location	Relation-ship to Reporting Entity	Directly Controlled by (Name of Entity/Person)	Type of Control (Ownership, Board, Management, Attorney-in-Fact, Influence, Other)	If Control is Ownership Provide Percentage	Ultimate Controlling Entity(ies)/Person(s)	Is an SCA Filing Re-quired? (Yes/No)	*
.0408	Brookfield Wealth Solutions Ltd. Group	00000	98-1737739				Lilia Property Holdings Ltd	.CYM	OTH	ANTAC Core CRE LLC	Ownership	35.800	Brookfield Wealth Solutions Ltd.	NO	13
.0408	Brookfield Wealth Solutions Ltd. Group	00000					Canadian Cottage Company Ltd.	.CAN	NIA	Chipman Holdings, Inc.	Ownership	100.000	Brookfield Wealth Solutions Ltd.	NO	1
.0408	Brookfield Wealth Solutions Ltd. Group	00000	93-4288766				Johnston 2023-1, LLC	.DE	OTH	American National Insurance Company	Ownership	76.200	Brookfield Wealth Solutions Ltd.	NO	13
.0408	Brookfield Wealth Solutions Ltd. Group	00000	92-4009671				Isserlis 2023-1, LLC	.DE	OTH	American National Insurance Company	Ownership	76.200	Brookfield Wealth Solutions Ltd.	NO	13
.0408	Brookfield Wealth Solutions Ltd. Group	00000	92-3985861				Harrell 2023-1, LLC	.DE	OTH	American National Insurance Company	Ownership	76.200	Brookfield Wealth Solutions Ltd.	NO	13
.0408	Brookfield Wealth Solutions Ltd. Group	00000	98-1737778				Grace Property Holdings Limited	.CYM	OTH	Brookfield Reinsurance Investments LP	Ownership	48.900	Brookfield Wealth Solutions Ltd.	NO	13
.0408	Brookfield Wealth Solutions Ltd. Group	00000					Ewing Blane 2023-1 LLC	.DE	OTH	Ewing Blane 2023-1 Holdco LLC	Ownership	100.000	Brookfield Wealth Solutions Ltd.	NO	13
.0408	Brookfield Wealth Solutions Ltd. Group	00000	99-1539863				Ewing Blane 2023-1 Holdco LLC	.DE	OTH	American National Group Inc.	Ownership	74.000	Brookfield Wealth Solutions Ltd.	NO	1
.0408	Brookfield Wealth Solutions Ltd. Group	00000	98-1685038				Dupre 2022-1, Ltd.	.CYM	OTH	American National Insurance Company	Ownership	100.000	Brookfield Wealth Solutions Ltd.	NO	13
.0408	Brookfield Wealth Solutions Ltd. Group	00000					Dupre 2022-1, LLC	.DE	OTH	Dupre 2022-1, Ltd.	Ownership	100.000	Brookfield Wealth Solutions Ltd.	NO	13
.0408	Brookfield Wealth Solutions Ltd. Group	00000					Chamberlain Blane 2023-1 LLC	.DE	OTH	Chamberlain Blane 2023-1 Holdco LLC	Ownership	100.000	Brookfield Wealth Solutions Ltd.	NO	13
.0408	Brookfield Wealth Solutions Ltd. Group	00000	99-1515603				Chamberlain Blane 2023-1 Holdco LLC	.DE	OTH	American National Group Inc.	Ownership	66.000	Brookfield Wealth Solutions Ltd.	NO	1
.0408	Brookfield Wealth Solutions Ltd. Group	00000	98-1685005				Casals 2022-1, Ltd.	.CYM	OTH	American National Insurance Company	Ownership	78.300	Brookfield Wealth Solutions Ltd.	NO	13
.0408	Brookfield Wealth Solutions Ltd. Group	00000					Casals 2022-1, LLC	.DE	OTH	Casals 2022-1, Ltd.	Ownership	100.000	Brookfield Wealth Solutions Ltd.	NO	13
.0408	Brookfield Wealth Solutions Ltd. Group	00000	98-1748248				Cantor L.P.	.CYM	OTH	American National Insurance Company	Ownership	53.000	Brookfield Wealth Solutions Ltd.	NO	13
.0408	Brookfield Wealth Solutions Ltd. Group	00000	98-1684989				Byisma 2022-1, Ltd.	.CYM	OTH	American National Insurance Company	Ownership	81.000	Brookfield Wealth Solutions Ltd.	NO	13
.0408	Brookfield Wealth Solutions Ltd. Group	00000					Byisma 2022-1, LLC	.DE	OTH	Byisma 2022-1, Ltd.	Ownership	100.000	Brookfield Wealth Solutions Ltd.	NO	13
.0408	Brookfield Wealth Solutions Ltd. Group	00000	88-1773069				BVentures VTSCo S-D, LLC	.DE	OTH	Chamberlain Blane 2023-1 LLC	Ownership	86.700	Brookfield Wealth Solutions Ltd.	NO	13
.0408	Brookfield Wealth Solutions Ltd. Group	00000	88-1746432				BVentures TruckCo S-C, LLC	.DE	OTH	Chamberlain Blane 2023-1 LLC	Ownership	86.000	Brookfield Wealth Solutions Ltd.	NO	13
.0408	Brookfield Wealth Solutions Ltd. Group	00000					Bventures TruckCo CDL, LLC	.DE	OTH	Chamberlain Blane 2023-1 LLC	Ownership	86.000	Brookfield Wealth Solutions Ltd.	NO	13
.0408	Brookfield Wealth Solutions Ltd. Group	00000	88-1786620				BVentures LeverCo S-B, LLC	.DE	OTH	Chamberlain Blane 2023-1 LLC	Ownership	86.000	Brookfield Wealth Solutions Ltd.	NO	13
.0408	Brookfield Wealth Solutions Ltd. Group	00000	88-1750592				BVentures ClinicCo S-B, LLC	.DE	OTH	Chamberlain Blane 2023-1 LLC	Ownership	86.000	Brookfield Wealth Solutions Ltd.	NO	13
.0408	Brookfield Wealth Solutions Ltd. Group	00000	20-1134768		1837429	NYSE, TSX	Brookfield Wealth Solutions Ltd.	.BMJ	UIP	BAM Re Partners Trust	Other	0.000	Bruce Flatt and Brian Kingston	NO	2
.0408	Brookfield Wealth Solutions Ltd. Group	00000	93-3766666				Brookfield Reinsurance Investments LP	.DE	NIA	BNRE US Services LLC	Management	0.000	Brookfield Wealth Solutions Ltd.	NO	1
.0408	Brookfield Wealth Solutions Ltd. Group	00000					Blumont Bermuda Real Estate JV LLC	.BMJ	OTH	BAM Re Bermuda Real Estate JV Member Ltd.	Ownership	49.000	Brookfield Wealth Solutions Ltd.	NO	1



STATEMENT AS OF SEPTEMBER 30, 2024 OF THE AMERICAN EQUITY INVESTMENT LIFE INSURANCE COMPANY OF NEW YORK

**SCHEDULE Y**  
**PART 1A - DETAIL OF INSURANCE HOLDING COMPANY SYSTEM**

1	2	3	4	5	6	7	8	9	10	11	12	13	14	15	16
Group Code	Group Name	NAIC Company Code	ID Number	Federal RSSD	CIK	Name of Securities Exchange if Publicly Traded (U.S. or International)	Names of Parent, Subsidiaries Or Affiliates	Domiciliary Location	Relationship to Reporting Entity	Directly Controlled by (Name of Entity/Person)	Type of Control (Ownership, Board, Management, Attorney-in-Fact, Influence, Other)	If Control is Ownership Provide Percentage	Ultimate Controlling Entity(ies)/Person(s)	Is an SCA Filing Required? (Yes/No)	*
.0408	Brookfield Wealth Solutions Ltd. Group	00000	98-4088410				Brookfield Annuity US Inc.	DE	NIA	Brookfield Annuity Company	Ownership	100.000	Brookfield Wealth Solutions Ltd.	NO	1
.0408	Brookfield Wealth Solutions Ltd. Group	00000					Blumont Annuity Holdings UK Ltd.	GBR	NIA	BAM Re Holdings Ltd.	Ownership	100.000	Brookfield Wealth Solutions Ltd.	NO	1
.0408	Brookfield Wealth Solutions Ltd. Group	00000					Brookfield Annuity Holdings Inc.	CAN	NIA	BAM Re Holdings Ltd.	Ownership	100.000	Brookfield Wealth Solutions Ltd.	NO	1
.0408	Brookfield Wealth Solutions Ltd. Group	00000					Blumont Annuity Company UK Ltd.	GBR	NIA	Blumont Annuity Holdings UK Ltd.	Ownership	100.000	Brookfield Wealth Solutions Ltd.	NO	1
.0408	Brookfield Wealth Solutions Ltd. Group	00000	98-1774796				BREF VI Cayman 2 LP	CYM	OTH	BAM Re Holdings Ltd.	Management	100.000	Brookfield Wealth Solutions Ltd.	NO	13
.0408	Brookfield Wealth Solutions Ltd. Group	00000	98-1728948				BREF VI Cayman 1 LP	CYM	OTH	BAM Re Holdings Ltd.	Management	100.000	Brookfield Wealth Solutions Ltd.	NO	13
.0408	Brookfield Wealth Solutions Ltd. Group	00000					Brahms PP Interco 2022-1, LLC	DE	OTH	Brahms PP 2022-1, LLC	Ownership	100.000	Brookfield Wealth Solutions Ltd.	NO	13
.0408	Brookfield Wealth Solutions Ltd. Group	00000					Brahms PP 2022-1, LLC	DE	OTH	BAMR US Holdings LLC	Management	0.000	Brookfield Wealth Solutions Ltd.	NO	13
.0408	Brookfield Wealth Solutions Ltd. Group	00000	98-1748101				Boole L.P.	CYM	OTH	American National Insurance Company	Ownership	54.000	Brookfield Wealth Solutions Ltd.	NO	13
.0408	Brookfield Wealth Solutions Ltd. Group	00000					Boccherini F2 Interco 2022-1, LLC	DE	OTH	Boccherini F2 2022-1, LLC	Ownership	100.000	Brookfield Wealth Solutions Ltd.	NO	13
.0408	Brookfield Wealth Solutions Ltd. Group	00000					Boccherini F2 2022-1, LLC	DE	OTH	BAMR US Holdings LLC	Management	0.000	Brookfield Wealth Solutions Ltd.	NO	13
.0408	Brookfield Wealth Solutions Ltd. Group	00000	96-3528887				BNRE US Services LLC	DE	NIA	BAMR US Holdings LLC	Ownership	100.000	Brookfield Wealth Solutions Ltd.	NO	1
.0408	Brookfield Wealth Solutions Ltd. Group	00000	92-2035543				BNRE Triangle Acquisition Inc.	DE	NIA	BAMR US Holdings LLC	Ownership	100.000	Brookfield Wealth Solutions Ltd.	NO	1
.0408	Brookfield Wealth Solutions Ltd. Group	00000					BNRE Services (Barbados) Inc.	BRB	NIA	BAMR Holdings Ltd.	Ownership	100.000	Brookfield Wealth Solutions Ltd.	NO	1
.0408	Brookfield Wealth Solutions Ltd. Group	00000					BNRE Holdings I LP	CAN	NIA	BAM Re Holdings Ltd.	Ownership	100.000	Brookfield Wealth Solutions Ltd.	NO	1
.0408	Brookfield Wealth Solutions Ltd. Group	00000	98-1773977				BNRE Cdn Holdings I ULC	CAN	NIA	BAM Re Holdings Ltd.	Ownership	100.000	Brookfield Wealth Solutions Ltd.	NO	1
.0408	Brookfield Wealth Solutions Ltd. Group	00000					BNRE Bventures TruckCo CDL, LLC	DE	OTH	NER Asset Holdco 1 Ltd.	Ownership	33.300	Brookfield Wealth Solutions Ltd.	NO	13
.0408	Brookfield Wealth Solutions Ltd. Group	00000					BNRE Bventures TruckCo CDL, LLC	DE	OTH	NER Asset Holdco 2 Ltd.	Ownership	33.300	Brookfield Wealth Solutions Ltd.	NO	13
.0408	Brookfield Wealth Solutions Ltd. Group	00000					BNRE Bventures TruckCo CDL, LLC	DE	OTH	NER Asset Holdco 3 Ltd.	Ownership	33.300	Brookfield Wealth Solutions Ltd.	NO	13
.0408	Brookfield Wealth Solutions Ltd. Group	00000					BNRE Bermuda Services Ltd.	BMU	NIA	BAMR Holdings Ltd.	Ownership	100.000	Brookfield Wealth Solutions Ltd.	NO	1
.0408	Brookfield Wealth Solutions Ltd. Group	00000	98-1736669				BNRE 77G Holdings Ltd.	BMU	OTH	BAM Re Holdings Ltd.	Ownership	100.000	Brookfield Wealth Solutions Ltd.	NO	13
.0408	Brookfield Wealth Solutions Ltd. Group	00000					BN RE Ri (UK) Limited	GBR	OTH	BAMR Holdings Ltd.	Ownership	100.000	Brookfield Wealth Solutions Ltd.	NO	1
.0408	Brookfield Wealth Solutions Ltd. Group	00000					BLI Pinehurst, LLC	DE	OTH	BLI Pinehurst Mezz, LLC	Ownership	100.000	Brookfield Wealth Solutions Ltd.	NO	13
.0408	Brookfield Wealth Solutions Ltd. Group	00000					BLI Pinehurst Mezz, LLC	DE	OTH	BAMR US Holdings LLC	Management	0.000	Brookfield Wealth Solutions Ltd.	NO	13
.0408	Brookfield Wealth Solutions Ltd. Group	00000					BGL PT, LLC	DE	OTH	Brookfield Reinsurance Investments LP	Ownership	100.000	Brookfield Wealth Solutions Ltd.	NO	13

STATEMENT AS OF SEPTEMBER 30, 2024 OF THE AMERICAN EQUITY INVESTMENT LIFE INSURANCE COMPANY OF NEW YORK

**SCHEDULE Y**  
**PART 1A - DETAIL OF INSURANCE HOLDING COMPANY SYSTEM**

1	2	3	4	5	6	7	8	9	10	11	12	13	14	15	16
Group Code	Group Name	NAIC Company Code	ID Number	Federal RSSD	CIK	Name of Securities Exchange if Publicly Traded (U.S. or International)	Names of Parent, Subsidiaries Or Affiliates	Domi-ciliary Location	Relation-ship to Reporting Entity	Directly Controlled by (Name of Entity/Person)	Type of Control (Ownership, Board, Management, Attorney-in-Fact, Influence, Other)	If Control is Ownership Provide Percentage	Ultimate Controlling Entity(ies)/Person(s)	Is an SCA Filing Re-quired? (Yes/No)	*
.0408	Brookfield Wealth Solutions Ltd. Group	00000	88-1138054				BGL PT Land, LLC	DE	OTH	Brookfield Reinsurance Investments LP	Ownership	100.000	Brookfield Wealth Solutions Ltd.	NO	13
.0408	Brookfield Wealth Solutions Ltd. Group	00000	93-2850635				American National Group Services, LLC	DE	NIA	American National Group Inc.	Ownership	100.000	Brookfield Wealth Solutions Ltd.	NO	1
.0408	Brookfield Wealth Solutions Ltd. Group	00000					ANTAC Core CRE, LLC	TX	OTH	ANTAC, LLC	Ownership	100.000	Brookfield Wealth Solutions Ltd.	NO	13
.0408	Brookfield Wealth Solutions Ltd. Group	00000	98-1737422				Family Core Holdings Ltd.	CYM	OTH	Farm Family Casualty Insurance Company	Ownership	100.000	Brookfield Wealth Solutions Ltd.	NO	13
.0408	Brookfield Wealth Solutions Ltd. Group	00000					BGL Pinehurst, LLC	DE	OTH	BAMR US Holdings LLC	Management	0.000	Brookfield Wealth Solutions Ltd.	NO	13
.0408	Brookfield Wealth Solutions Ltd. Group	00000					BGL Pinehurst Land, LLC	DE	OTH	BAMR US Holdings LLC	Management	0.000	Brookfield Wealth Solutions Ltd.	NO	13
.0408	Brookfield Wealth Solutions Ltd. Group	00000					BFPL Toronto Property Holdings Inc.	CAN	OTH	ANTAC Core CRE LLC	Ownership	35.700	Brookfield Wealth Solutions Ltd.	NO	13
.0408	Brookfield Wealth Solutions Ltd. Group	00000					BFPL Calgary Property Holdings Inc.	CAN	OTH	ANTAC Core CRE LLC	Ownership	34.200	Brookfield Wealth Solutions Ltd.	NO	13
.0408	Brookfield Wealth Solutions Ltd. Group	00000					Bay Adelaide Property Holdings Inc.	CAN	OTH	ANTAC Core CRE LLC	Ownership	35.800	Brookfield Wealth Solutions Ltd.	NO	13
.0408	Brookfield Wealth Solutions Ltd. Group	00000					Bates Blane 2023-1 LLC	DE	OTH	Bates Blane 2023-1 Holdco LLC	Ownership	100.000	Brookfield Wealth Solutions Ltd.	NO	13
.0408	Brookfield Wealth Solutions Ltd. Group	00000	99-1498708				Bates Blane 2023-1 Holdco LLC	DE	OTH	American National Group Inc.	Ownership	66.000	Brookfield Wealth Solutions Ltd.	NO	1
.0408	Brookfield Wealth Solutions Ltd. Group	00000					BAMR Holdings Ltd.	BMU	NIA	Brookfield Wealth Solutions Ltd.	Ownership	100.000	Brookfield Wealth Solutions Ltd.	NO	1
.0408	Brookfield Wealth Solutions Ltd. Group	00000					BAMR Freestone Holdings kft.	HUN	NIA	BAM Re Holdings Ltd.	Ownership	100.000	Brookfield Wealth Solutions Ltd.	NO	1
.0408	Brookfield Wealth Solutions Ltd. Group	00000					BAMR BID II US AIV LP	CYM	OTH	Brookfield Reinsurance Investments LP	Ownership	100.000	Brookfield Wealth Solutions Ltd.	NO	13
.0408	Brookfield Wealth Solutions Ltd. Group	00000					Grace Reinsurance Ltd	BMU	NIA	Freestone Re Ltd.	Ownership	100.000	Brookfield Wealth Solutions Ltd.	NO	1
.0408	Brookfield Wealth Solutions Ltd. Group	00000					BAMR BID II AIV LP	CYM	OTH	American National Insurance Company	Ownership	100.000	Brookfield Wealth Solutions Ltd.	NO	13
.0408	Brookfield Wealth Solutions Ltd. Group	00000					BAM Re UK Holdings Ltd.	GBR	NIA	Brookfield Wealth Solutions Ltd.	Ownership	100.000	Brookfield Wealth Solutions Ltd.	NO	1
.0408	Brookfield Wealth Solutions Ltd. Group	00000					BAM Re Holdings (DIFC) Ltd.	ARE	NIA	Brookfield Wealth Solutions Ltd.	Ownership	100.000	Brookfield Wealth Solutions Ltd.	NO	1
.0408	Brookfield Wealth Solutions Ltd. Group	00000					South Shore Service Center, LLC	TX	NIA	Farm Family Casualty Insurance Company	Ownership	100.000	Brookfield Wealth Solutions Ltd.	NO	1
.0408	Brookfield Wealth Solutions Ltd. Group	00000					BAM Re Capital Management Ltd.	BMU	NIA	Brookfield Wealth Solutions Ltd.	Ownership	100.000	Brookfield Wealth Solutions Ltd.	NO	1
.0408	Brookfield Wealth Solutions Ltd. Group	00000					BAM Re Bermuda Real Estate JV Member Ltd.	BMU	OTH	BAM Re Holdings Ltd.	Ownership	49.000	Brookfield Wealth Solutions Ltd.	NO	
.0408	Brookfield Wealth Solutions Ltd. Group	00000					BACH F1 Interco 2022-1, LLC	DE	OTH	Bach F1 2022-1, LLC	Ownership	100.000	Brookfield Wealth Solutions Ltd.	NO	13
.0408	Brookfield Wealth Solutions Ltd. Group	00000					Bach F1 2022-1, LLC	DE	OTH	BAMR US Holdings LLC	Management	0.000	Brookfield Wealth Solutions Ltd.	NO	13
.0408	Brookfield Wealth Solutions Ltd. Group	00000	93-2353813				Arches Acquisition Holdco I Inc.	DE	OTH	American National Insurance Company	Ownership	100.000	Brookfield Wealth Solutions Ltd.	NO	1
.0408	Brookfield Wealth Solutions Ltd. Group	00000	93-2393007				Arches Acquisition Holdco II Inc.	DE	OTH	Arches Acquisition Holdco I Inc.	Ownership	100.000	Brookfield Wealth Solutions Ltd.	NO	1

STATEMENT AS OF SEPTEMBER 30, 2024 OF THE AMERICAN EQUITY INVESTMENT LIFE INSURANCE COMPANY OF NEW YORK

**SCHEDULE Y**  
**PART 1A - DETAIL OF INSURANCE HOLDING COMPANY SYSTEM**

1	2	3	4	5	6	7	8	9	10	11	12	13	14	15	16
Group Code	Group Name	NAIC Company Code	ID Number	Federal RSSD	CIK	Name of Securities Exchange if Publicly Traded (U.S. or International)	Names of Parent, Subsidiaries Or Affiliates	Domiciliary Location	Relationship to Reporting Entity	Directly Controlled by (Name of Entity/Person)	Type of Control (Ownership, Board, Management, Attorney-in-Fact, Influence, Other)	If Control is Ownership Provide Percentage	Ultimate Controlling Entity(ies)/Person(s)	Is an SCA Filing Required? (Yes/No)	*
.0408	Brookfield Wealth Solutions Ltd. Group	00000	98-1691732				Atreides Paul Holdco 2022-1 Ltd.	.CYM	OTH	American National Insurance Company	Ownership	100.000	Brookfield Wealth Solutions Ltd.	NO	13
.0408	Brookfield Wealth Solutions Ltd. Group	00000	98-1695168				Atreides Paul 2022-1 Ltd.	.CYM	OTH	Atreides Paul Holdco 2022-1 Ltd.	Ownership	100.000	Brookfield Wealth Solutions Ltd.	NO	13
.0408	Brookfield Wealth Solutions Ltd. Group	00000	98-1691929				Atreides Leto Holdco 2023-1 Ltd.	.CYM	OTH	American National Insurance Company	Ownership	100.000	Brookfield Wealth Solutions Ltd.	NO	13
.0408	Brookfield Wealth Solutions Ltd. Group	00000	98-1694739				Atreides Leto 2023-1 Ltd.	.CYM	OTH	Atreides Leto Holdco 2023-1 Ltd.	Ownership	100.000	Brookfield Wealth Solutions Ltd.	NO	13
.0408	Brookfield Wealth Solutions Ltd. Group	00000	98-1693420				Atreides 2022-1 Ltd.	.CYM	OTH	Atreides Leto Holdco 2022-1 Ltd.	Ownership	80.000	Brookfield Wealth Solutions Ltd.	NO	13
.0408	Brookfield Wealth Solutions Ltd. Group	00000					Ashby Blane 2023-1 LLC	.DE	OTH	Ashby Blane 2023-1 Holdco LLC	Ownership	100.000	Brookfield Wealth Solutions Ltd.	NO	13
.0408	Brookfield Wealth Solutions Ltd. Group	00000	26-4431276				ANCAP Jasper, LLC	.SC	NIA	ANICO Eagle, LLC	Ownership	100.000	Brookfield Wealth Solutions Ltd.	NO	1
.0408	Brookfield Wealth Solutions Ltd. Group	00000	26-4730727				ANCAP Jasper II, LLC	.SC	NIA	ANICO Eagle, LLC	Ownership	100.000	Brookfield Wealth Solutions Ltd.	NO	1
.0408	Brookfield Wealth Solutions Ltd. Group	00000	99-1478288				Ashby Blane 2023-1 Holdco LLC	.DE	OTH	American National Group Inc.	Ownership	66.000	Brookfield Wealth Solutions Ltd.	NO	1
.0408	Brookfield Wealth Solutions Ltd. Group	00000					Argerich Holdco 2022-1, LLC	.DE	OTH	BAMR US Holdings LLC	Management	0.000	Brookfield Wealth Solutions Ltd.	NO	13
.0408	Brookfield Wealth Solutions Ltd. Group	00000					Argerich 2022-1, LLC	.DE	OTH	Argerich Holdco 2022-1, LLC	Ownership	100.000	Brookfield Wealth Solutions Ltd.	NO	13
.0408	Brookfield Wealth Solutions Ltd. Group	00000	98-1748081				Archimedes L.P.	.CYM	OTH	American National Insurance Company	Ownership	53.000	Brookfield Wealth Solutions Ltd.	NO	13
.0408	Brookfield Wealth Solutions Ltd. Group	00000	99-2961406				ANG TOPCO I LLC	.DE	NIA	BAMR US Holdings LLC	Ownership	100.000	Brookfield Wealth Solutions Ltd.	NO	1
.0408	Brookfield Wealth Solutions Ltd. Group	00000					ANG MIDCO I LLC	.DE	NIA	ANG TOPCO I LLC	Ownership	100.000	Brookfield Wealth Solutions Ltd.	NO	1
.0408	Brookfield Wealth Solutions Ltd. Group	00000	99-0897384				ANICO REO LLC	.TX	NIA	American National Insurance Company	Ownership	100.000	Brookfield Wealth Solutions Ltd.	NO	1
.0408	Brookfield Wealth Solutions Ltd. Group	00000					77G Propco Limited	.NJ	OTH	BNRE 77G Holdings Ltd.	Ownership	100.000	Brookfield Wealth Solutions Ltd.	NO	13
.0408	Brookfield Wealth Solutions Ltd. Group	00000	93-1651948				225 Liberty REIT LLC	.DE	OTH	225 Liberty Property Holdings Ltd.	Ownership	50.000	Brookfield Wealth Solutions Ltd.	NO	13
.0408	Brookfield Wealth Solutions Ltd. Group	00000	98-0214719				Argo Group International Holdings, Inc.	.DE	NIA	BNRE Triangle Acquisition Inc.	Ownership	100.000	Brookfield Wealth Solutions Ltd.	NO	
.0408	Brookfield Wealth Solutions Ltd. Group	00000	30-6079295				PXRE Capital Statutory Trust II	.CT	OTH	Argo Group International Holdings, Inc.	Ownership	100.000	Brookfield Wealth Solutions Ltd.	NO	
.0408	Brookfield Wealth Solutions Ltd. Group	00000	30-6078985				PXRE Capital Statutory Trust VI	.DE	OTH	Argo Group International Holdings, Inc.	Ownership	100.000	Brookfield Wealth Solutions Ltd.	NO	
.0408	Brookfield Wealth Solutions Ltd. Group	00000					Ariel Re Property & Casualty	.GBR	NIA	Argo Group International Holdings, Inc.	Ownership	100.000	Brookfield Wealth Solutions Ltd.	NO	
.0408	Brookfield Wealth Solutions Ltd. Group	00000	98-0518572				Argo Re Ltd.	.BMJ	UIP	Argo Group International Holdings, Inc.	Ownership	100.000	Brookfield Wealth Solutions Ltd.	NO	
.0408	Brookfield Wealth Solutions Ltd. Group	00000	98-0214301				PXRE Reinsurance (Barbados), Ltd.	.BRB	NIA	Argo Re Ltd.	Ownership	100.000	Brookfield Wealth Solutions Ltd.	NO	
.0408	Brookfield Wealth Solutions Ltd. Group	00000					Argo Re Escritório de Representação no Brasil Ltda.	.BRA	NIA	Argo Re Ltd.	Ownership	100.000	Brookfield Wealth Solutions Ltd.	NO	
.0408	Brookfield Wealth Solutions Ltd. Group	00000					Argo Insurance Services Bermuda, Ltd.	.BMJ	NIA	Argo Re Ltd.	Ownership	100.000	Brookfield Wealth Solutions Ltd.	NO	

STATEMENT AS OF SEPTEMBER 30, 2024 OF THE AMERICAN EQUITY INVESTMENT LIFE INSURANCE COMPANY OF NEW YORK

**SCHEDULE Y**  
**PART 1A - DETAIL OF INSURANCE HOLDING COMPANY SYSTEM**

1	2	3	4	5	6	7	8	9	10	11	12	13	14	15	16
Group Code	Group Name	NAIC Company Code	ID Number	Federal RSSD	CIK	Name of Securities Exchange if Publicly Traded (U.S. or International)	Names of Parent, Subsidiaries Or Affiliates	Domiciliary Location	Relationship to Reporting Entity	Directly Controlled by (Name of Entity/Person)	Type of Control (Ownership, Board, Management, Attorney-in-Fact, Influence, Other)	If Control is Ownership Provide Percentage	Ultimate Controlling Entity(ies)/Person(s)	Is an SCA Filing Required? (Yes/No)	*
.0408	Brookfield Wealth Solutions Ltd. Group	00000	98-0618574				Argo Irish Holdings I Ltd.	..BMU.....	..OTH.....	Argo Re Ltd.	Ownership.....	100.000	Brookfield Wealth Solutions Ltd.	..NO.....	
.0408	Brookfield Wealth Solutions Ltd. Group	00000	98-0655693				Argo Irish Holdings II	..BMU.....	..OTH.....	Argo Irish Holdings I Ltd.	Ownership.....	100.000	Brookfield Wealth Solutions Ltd.	..NO.....	
.0408	Brookfield Wealth Solutions Ltd. Group	00000					Argo International Holdings Limited	..GBR.....	..NIA.....	Argo Re Ltd.	Ownership.....	100.000	Brookfield Wealth Solutions Ltd.	..NO.....	
.0408	Brookfield Wealth Solutions Ltd. Group	00000					ArgoGlobal Assicurazioni S.p.A.	..ITA.....	..NIA.....	Argo International Holdings Limited	Ownership.....	100.000	Brookfield Wealth Solutions Ltd.	..NO.....	
.0408	Brookfield Wealth Solutions Ltd. Group	00000	98-0524253				Argo Financial Holding (Ireland) UC	..IRL.....	..OTH.....	Argo Irish Holdings I Ltd.	Ownership.....	99.900	Brookfield Wealth Solutions Ltd.	..NO.....	
.0408	Brookfield Wealth Solutions Ltd. Group	00000	98-0524253				Argo Financial Holding (Ireland) UC	..IRL.....	..OTH.....	Argo Irish Holdings II	Ownership.....	0.100	Brookfield Wealth Solutions Ltd.	..NO.....	
.0408	Brookfield Wealth Solutions Ltd. Group	00000	06-1183996				Argo Group US, Inc.	..DE.....	..UIP.....	Argo Financial Holding (Ireland) UC	Ownership.....	100.000	Brookfield Wealth Solutions Ltd.	..NO.....	
.0408	Brookfield Wealth Solutions Ltd. Group	00000	74-6527228				Argonaut Group Statutory Trust	..CT.....	..OTH.....	Argo Group US, Inc.	Ownership.....	100.000	Brookfield Wealth Solutions Ltd.	..NO.....	
.0408	Brookfield Wealth Solutions Ltd. Group	00000					Argonaut Group Statutory Trust III	..DE.....	..OTH.....	Argo Group US, Inc.	Ownership.....	100.000	Brookfield Wealth Solutions Ltd.	..NO.....	
.0408	Brookfield Wealth Solutions Ltd. Group	00000					Argonaut Group Statutory Trust IV	..DE.....	..OTH.....	Argo Group US, Inc.	Ownership.....	100.000	Brookfield Wealth Solutions Ltd.	..NO.....	
.0408	Brookfield Wealth Solutions Ltd. Group	00000					Argonaut Group Statutory Trust V	..DE.....	..OTH.....	Argo Group US, Inc.	Ownership.....	100.000	Brookfield Wealth Solutions Ltd.	..NO.....	
.0408	Brookfield Wealth Solutions Ltd. Group	00000					Argonaut Group Statutory Trust VI	..CT.....	..OTH.....	Argo Group US, Inc.	Ownership.....	100.000	Brookfield Wealth Solutions Ltd.	..NO.....	
.0408	Brookfield Wealth Solutions Ltd. Group	00000					Argonaut Group Statutory Trust VII	..DE.....	..OTH.....	Argo Group US, Inc.	Ownership.....	100.000	Brookfield Wealth Solutions Ltd.	..NO.....	
.0408	Brookfield Wealth Solutions Ltd. Group	00000					Argonaut Group Statutory Trust VIII	..DE.....	..OTH.....	Argo Group US, Inc.	Ownership.....	100.000	Brookfield Wealth Solutions Ltd.	..NO.....	
.0408	Brookfield Wealth Solutions Ltd. Group	00000					Argonaut Group Statutory Trust IX	..DE.....	..OTH.....	Argo Group US, Inc.	Ownership.....	100.000	Brookfield Wealth Solutions Ltd.	..NO.....	
.0408	Brookfield Wealth Solutions Ltd. Group	00000					Argonaut Group Statutory Trust X	..DE.....	..OTH.....	Argo Group US, Inc.	Ownership.....	100.000	Brookfield Wealth Solutions Ltd.	..NO.....	
.0408	Brookfield Wealth Solutions Ltd. Group	00000	74-2999179				Argonaut Management Services, Inc.	..DE.....	..OTH.....	Argo Group US, Inc.	Ownership.....	100.000	Brookfield Wealth Solutions Ltd.	..NO.....	
.0408	Brookfield Wealth Solutions Ltd. Group	12600	20-1991050				ARIS Title Insurance Corporation	..NY.....	..IA.....	Argo Group US, Inc.	Ownership.....	100.000	Brookfield Wealth Solutions Ltd.	..NO.....	
.0408	Brookfield Wealth Solutions Ltd. Group	00000	74-2948177				Trident Insurance Services, L.L.C.	..TX.....	..NIA.....	Argo Group US, Inc.	Ownership.....	100.000	Brookfield Wealth Solutions Ltd.	..NO.....	
.0408	Brookfield Wealth Solutions Ltd. Group	00000	04-2442943				Alteris Insurance Services, Inc.	..MA.....	..NIA.....	Argo Group US, Inc.	Ownership.....	100.000	Brookfield Wealth Solutions Ltd.	..NO.....	
.0408	Brookfield Wealth Solutions Ltd. Group	19801	94-1390273				Argonaut Insurance Company	..IL.....	..IA.....	Argo Group US, Inc.	Ownership.....	100.000	Brookfield Wealth Solutions Ltd.	..NO.....	
.0408	Brookfield Wealth Solutions Ltd. Group	19828	36-2489372				Argonaut-Midwest Insurance Company	..IL.....	..IA.....	Argonaut Insurance Company	Ownership.....	100.000	Brookfield Wealth Solutions Ltd.	..NO.....	
.0408	Brookfield Wealth Solutions Ltd. Group	19860	37-0301640				Argonaut Great Central Insurance Company	..IL.....	..IA.....	Argonaut Insurance Company	Ownership.....	100.000	Brookfield Wealth Solutions Ltd.	..NO.....	
.0408	Brookfield Wealth Solutions Ltd. Group	39993	54-1423096				Colony Insurance Company	..VA.....	..IA.....	Argonaut Insurance Company	Ownership.....	100.000	Brookfield Wealth Solutions Ltd.	..NO.....	
.0408	Brookfield Wealth Solutions Ltd. Group	34118	65-0075940				Peleus Insurance Company	..IL.....	..IA.....	Colony Insurance Company	Ownership.....	100.000	Brookfield Wealth Solutions Ltd.	..NO.....	

STATEMENT AS OF SEPTEMBER 30, 2024 OF THE AMERICAN EQUITY INVESTMENT LIFE INSURANCE COMPANY OF NEW YORK

**SCHEDULE Y**  
**PART 1A - DETAIL OF INSURANCE HOLDING COMPANY SYSTEM**

1	2	3	4	5	6	7	8	9	10	11	12	13	14	15	16
Group Code	Group Name	NAIC Company Code	ID Number	Federal RSSD	CIK	Name of Securities Exchange if Publicly Traded (U.S. or International)	Names of Parent, Subsidiaries Or Affiliates	Domiciliary Location	Relationship to Reporting Entity	Directly Controlled by (Name of Entity/Person)	Type of Control (Ownership, Board, Management, Attorney-in-Fact, Influence, Other)	If Control is Ownership Provide Percentage	Ultimate Controlling Entity(ies)/Person(s)	Is an SCA Filing Required? (Yes/No)	*
.0408	Brookfield Wealth Solutions Ltd. Group	36927	34-1266871				Colony Specialty Insurance Company	.. IL.....	.. IA.....	Colony Insurance Company	Ownership.....	100.000	Brookfield Wealth Solutions Ltd.	.. NO.....	
.0408	Brookfield Wealth Solutions Ltd. Group	35505	25-1620138				Rockwood Casualty Insurance Company	.. PA.....	.. UDP.....	Argo Group US, Inc.	Ownership.....	100.000	Brookfield Wealth Solutions Ltd.	.. NO.....	
.0408	Brookfield Wealth Solutions Ltd. Group	10726	23-2904771				Somerset Casualty Insurance Company	.. PA.....	.. IA.....	Rockwood Casualty Insurance Company	Ownership.....	100.000	Brookfield Wealth Solutions Ltd.	.. NO.....	
.0408	Brookfield Wealth Solutions Ltd. Group	00000	99-1888471				ANICO REO C2 Owner LLC	.. TX.....	.. NIA.....	American National Insurance Company	Ownership.....	100.000	Brookfield Wealth Solutions Ltd.	.. NO.....	1
.0408	Brookfield Wealth Solutions Ltd. Group	00000	99-1291933				ANICO REO St. James Owner LLC	.. TX.....	.. NIA.....	American National Insurance Company	Ownership.....	100.000	Brookfield Wealth Solutions Ltd.	.. NO.....	1
.0408	Brookfield Wealth Solutions Ltd. Group	00000	98-1737984				225 Liberty Property Holdings Ltd.	.. CYM.....	.. OTH.....	ANTAC Core CRE LLC	Ownership.....	35.200	Brookfield Wealth Solutions Ltd.	.. NO.....	13
.0408	Brookfield Wealth Solutions Ltd. Group	00000					2022 Titan Note Issuer LP	.. DE.....	.. OTH.....	American National Insurance Company	Ownership.....	100.000	Brookfield Wealth Solutions Ltd.	.. NO.....	13
.0408	Brookfield Wealth Solutions Ltd. Group	00000					1363015 Alberta Ltd.	.. CAN.....	.. NIA.....	Chipman Development Corporation	Ownership.....	100.000	Brookfield Wealth Solutions Ltd.	.. NO.....	1
.0408	Brookfield Wealth Solutions Ltd. Group	00000	20-8668116				121 Village, Ltd.	.. TX.....	.. NIA.....	ANREINV, LLC	Management.....	0.000	Brookfield Wealth Solutions Ltd.	.. NO.....	1
.0408	Brookfield Wealth Solutions Ltd. Group	00000	36-4814921				121 Village Lots 2/3, Ltd.	.. TX.....	.. NIA.....	ANREINV, LLC	Management.....	0.000	Brookfield Wealth Solutions Ltd.	.. NO.....	1
.0408	Brookfield Wealth Solutions Ltd. Group	00000	87-3288802				121 Village Corner Development, Ltd.	.. TX.....	.. NIA.....	ANREINV, LLC	Management.....	0.000	Brookfield Wealth Solutions Ltd.	.. NO.....	1
.0408	Brookfield Wealth Solutions Ltd. Group	00000					2022 IO Note Issuer LP	.. DE.....	.. OTH.....	American National Insurance Company	Ownership.....	100.000	Brookfield Wealth Solutions Ltd.	.. NO.....	13
.0408	Brookfield Wealth Solutions Ltd. Group	00000					2022 Ganymede Note Issuer LP	.. DE.....	.. OTH.....	American National Insurance Company	Ownership.....	100.000	Brookfield Wealth Solutions Ltd.	.. NO.....	13
.0408	Brookfield Wealth Solutions Ltd. Group	00000					2022 Europa Note Issuer LP	.. DE.....	.. OTH.....	American National Insurance Company	Ownership.....	100.000	Brookfield Wealth Solutions Ltd.	.. NO.....	13
.0408	Brookfield Wealth Solutions Ltd. Group	92738	42-1153896				American Equity Investment Life Insurance Company	.. IA.....	.. IA.....	American National Group Inc.	Ownership.....	100.000	Brookfield Wealth Solutions Ltd.	.. NO.....	
.0408	Brookfield Wealth Solutions Ltd. Group	11135	22-3762465				American Equity Investment Life Insurance Company of New York	.. NY.....	.. RE.....	American Equity Investment Life Insurance Company	Ownership.....	100.000	Brookfield Wealth Solutions Ltd.	.. NO.....	
.0408	Brookfield Wealth Solutions Ltd. Group	13183	26-3218907				Eagle Life Insurance Company	.. IA.....	.. IA.....	American Equity Investment Life Insurance Company	Ownership.....	100.000	Brookfield Wealth Solutions Ltd.	.. NO.....	
.0408	Brookfield Wealth Solutions Ltd. Group	17189	87-2625017				AEL Re Vermont Inc	.. VT.....	.. IA.....	American Equity Investment Life Insurance Company	Ownership.....	100.000	Brookfield Wealth Solutions Ltd.	.. NO.....	
.0408	Brookfield Wealth Solutions Ltd. Group	17553	93-3948200				AEL Re Vermont II Inc	.. VT.....	.. IA.....	American Equity Investment Life Insurance Company	Ownership.....	100.000	Brookfield Wealth Solutions Ltd.	.. NO.....	
.0408	Brookfield Wealth Solutions Ltd. Group	71323	75-1168687				Entrada Life Insurance Company	.. AZ.....	.. IA.....	American National Group Inc.	Ownership.....	100.000	Brookfield Wealth Solutions Ltd.	.. NO.....	
.0408	Brookfield Wealth Solutions Ltd. Group	00000	27-0413288				AERL, LC	.. IA.....	.. NIA.....	American Equity Investment Life Insurance Company	Ownership.....	100.000	Brookfield Wealth Solutions Ltd.	.. NO.....	
.0408	Brookfield Wealth Solutions Ltd. Group	00000	88-0711676				BH JV Multifamily Investors, LLC	.. DE.....	.. NIA.....	American Equity Investment Life Insurance Company	Ownership.....	95.000	Brookfield Wealth Solutions Ltd.	.. NO.....	
.0408	Brookfield Wealth Solutions Ltd. Group	00000					Vantage at Westover Parent, LLC	.. DE.....	.. NIA.....	BH JV Multifamily Investors, LLC	Ownership.....	85.600	Brookfield Wealth Solutions Ltd.	.. NO.....	
.0408	Brookfield Wealth Solutions Ltd. Group	00000					Stonecastle Apartments Holdings, LLC	.. DE.....	.. NIA.....	BH JV Multifamily Investors, LLC	Ownership.....	80.000	Brookfield Wealth Solutions Ltd.	.. NO.....	
.0408	Brookfield Wealth Solutions Ltd. Group	00000					Residential Investment Trust	.. DE.....	.. NIA.....	American Equity Investment Life Insurance Company	Ownership.....	100.000	Brookfield Wealth Solutions Ltd.	.. NO.....	

STATEMENT AS OF SEPTEMBER 30, 2024 OF THE AMERICAN EQUITY INVESTMENT LIFE INSURANCE COMPANY OF NEW YORK

**SCHEDULE Y**  
**PART 1A - DETAIL OF INSURANCE HOLDING COMPANY SYSTEM**

1	2	3	4	5	6	7	8	9	10	11	12	13	14	15	16
Group Code	Group Name	NAIC Company Code	ID Number	Federal RSSD	CIK	Name of Securities Exchange if Publicly Traded (U.S. or International)	Names of Parent, Subsidiaries Or Affiliates	Domiciliary Location	Relationship to Reporting Entity	Directly Controlled by (Name of Entity/Person)	Type of Control (Ownership, Board, Management, Attorney-in-Fact, Influence, Other)	If Control is Ownership Provide Percentage	Ultimate Controlling Entity(ies)/Person(s)	Is an SCA Filing Required? (Yes/No)	*
.0408	Brookfield Wealth Solutions Ltd. Group	00000					Residential Investment Trust III	DE	NIA	American Equity Investment Life Insurance Company	Ownership	100.000	Brookfield Wealth Solutions Ltd.	NO	
.0408	Brookfield Wealth Solutions Ltd. Group	00000					Residential Investment Trust IV	DE	NIA	American Equity Investment Life Insurance Company	Ownership	100.000	Brookfield Wealth Solutions Ltd.	NO	
.0408	Brookfield Wealth Solutions Ltd. Group	00000					Residential Investment Trust -Berm FW	DE	NIA	American Equity Investment Life Insurance Company	Ownership	100.000	Brookfield Wealth Solutions Ltd.	NO	
.0408	Brookfield Wealth Solutions Ltd. Group	00000					Residential Investment Trust III - Berm FW	DE	NIA	American Equity Investment Life Insurance Company	Ownership	100.000	Brookfield Wealth Solutions Ltd.	NO	
.0408	Brookfield Wealth Solutions Ltd. Group	00000					Residential Investment Trust IV - Berm FW	DE	NIA	American Equity Investment Life Insurance Company	Ownership	100.000	Brookfield Wealth Solutions Ltd.	NO	
.0408	Brookfield Wealth Solutions Ltd. Group	00000					Residential Investment Trust III - Verm FW	DE	NIA	American Equity Investment Life Insurance Company	Ownership	100.000	Brookfield Wealth Solutions Ltd.	NO	
.0408	Brookfield Wealth Solutions Ltd. Group	00000					ISQ Ace Fund, LLC	DE	NIA	American Equity Investment Life Insurance Company	Ownership	98.000	Brookfield Wealth Solutions Ltd.	NO	
.0408	Brookfield Wealth Solutions Ltd. Group	00000	92-1992151				BH JV (Berm FW) Multifamily Investors, LLC	DE	NIA	American Equity Investment Life Insurance Company	Ownership	95.000	Brookfield Wealth Solutions Ltd.	NO	
.0408	Brookfield Wealth Solutions Ltd. Group	00000	92-1610110				Ace Fund Holdings LLC	DE	NIA	American Equity Investment Life Insurance Company	Ownership	92.900	Brookfield Wealth Solutions Ltd.	NO	
.0408	Brookfield Wealth Solutions Ltd. Group	00000					Vantage at Westover Parent, LLC	DE	NIA	BH JV (Berm FW) Multifamily Investors, LLC	Ownership	14.400	Brookfield Wealth Solutions Ltd.	NO	
.0408	Brookfield Wealth Solutions Ltd. Group	00000					Vantage at Westover Owner, LLC	DE	NIA	Vantage at Westover Parent, LLC	Ownership	100.000	Brookfield Wealth Solutions Ltd.	NO	
.0408	Brookfield Wealth Solutions Ltd. Group	00000					Stonecastle Apartments Holdings, LLC	DE	NIA	BH JV (Berm FW) Multifamily Investors, LLC	Ownership	20.000	Brookfield Wealth Solutions Ltd.	NO	
.0408	Brookfield Wealth Solutions Ltd. Group	00000					PBJ Stonecastle, LLC	DE	NIA	Stonecastle Apartments Holdings, LLC	Ownership	100.000	Brookfield Wealth Solutions Ltd.	NO	
.0408	Brookfield Wealth Solutions Ltd. Group	00000	88-4253582				M-A LPI Holdings, LLC	DE	NIA	American Equity Investment Life Insurance Company	Ownership	84.300	Brookfield Wealth Solutions Ltd.	NO	
.0408	Brookfield Wealth Solutions Ltd. Group	00000					Residential Investment Trust II	DE	NIA	Eagle Life Insurance Company	Ownership	100.000	Brookfield Wealth Solutions Ltd.	NO	
.0408	Brookfield Wealth Solutions Ltd. Group	00000					Residential Investment Trust III-E	DE	NIA	Eagle Life Insurance Company	Ownership	100.000	Brookfield Wealth Solutions Ltd.	NO	
.0408	Brookfield Wealth Solutions Ltd. Group	00000					Residential Investment Trust V	DE	NIA	Eagle Life Insurance Company	Ownership	100.000	Brookfield Wealth Solutions Ltd.	NO	
.0408	Brookfield Wealth Solutions Ltd. Group	00000	88-4253582				M-A LPI Holdings, LLC	DE	NIA	Eagle Life Insurance Company	Ownership	5.700	Brookfield Wealth Solutions Ltd.	NO	
.0408	Brookfield Wealth Solutions Ltd. Group	00000	88-4247932				M-LPI Resort Holdings, LLC	DE	NIA	M-A LPI Holdings, LLC	Ownership	80.000	Brookfield Wealth Solutions Ltd.	NO	
.0408	Brookfield Wealth Solutions Ltd. Group	00000	92-1610110				Ace Fund Holdings LLC	DE	NIA	Eagle Life Insurance Company	Ownership	7.100	Brookfield Wealth Solutions Ltd.	NO	
.0408	Brookfield Wealth Solutions Ltd. Group	00000	92-0856342				M-LPI Resort Owner, LLC	DE	NIA	M-LPI Resort Holdings, LLC	Ownership	100.000	Brookfield Wealth Solutions Ltd.	NO	
.0408	Brookfield Wealth Solutions Ltd. Group	00000	85-4289437				AE Capital, LLC	IA	NIA	American National Group Inc.	Ownership	100.000	Brookfield Wealth Solutions Ltd.	NO	
.0408	Brookfield Wealth Solutions Ltd. Group	00000	98-1640447				AEL Re Bermuda Ltd	BMU	IA	American National Group Inc.	Ownership	100.000	Brookfield Wealth Solutions Ltd.	NO	
.0408	Brookfield Wealth Solutions Ltd. Group	00000	42-6593040				American Equity Capital Trust II	DE	NIA	American National Group Inc.	Ownership	100.000	Brookfield Wealth Solutions Ltd.	NO	
.0408	Brookfield Wealth Solutions Ltd. Group	00000	42-1461598				American Equity Investment Properties, L.C.	IA	NIA	American National Group Inc.	Ownership	100.000	Brookfield Wealth Solutions Ltd.	NO	

STATEMENT AS OF SEPTEMBER 30, 2024 OF THE AMERICAN EQUITY INVESTMENT LIFE INSURANCE COMPANY OF NEW YORK

**SCHEDULE Y**  
**PART 1A - DETAIL OF INSURANCE HOLDING COMPANY SYSTEM**

1	2	3	4	5	6	7	8	9	10	11	12	13	14	15	16
Group Code	Group Name	NAIC Company Code	ID Number	Federal RSSD	CIK	Name of Securities Exchange if Publicly Traded (U.S. or International)	Names of Parent, Subsidiaries Or Affiliates	Domiciliary Location	Relationship to Reporting Entity	Directly Controlled by (Name of Entity/Person)	Type of Control (Ownership, Board, Management, Attorney-in-Fact, Influence, Other)	If Control is Ownership Provide Percentage	Ultimate Controlling Entity(ies)/Person(s)	Is an SCA Filing Required? (Yes/No)	*
.0408	Brookfield Wealth Solutions Ltd. Group	00000	86-1532673				High Trestle Investment Management, LLC	IA	NIA	American National Group Inc.	Ownership	100.000	Brookfield Wealth Solutions Ltd.	NO	
.0408	Brookfield Wealth Solutions Ltd. Group	00000	88-3749240				North Wolf Bay Holdings, LLC	DE	NIA	American National Group Inc.	Ownership	100.000	Brookfield Wealth Solutions Ltd.	NO	
.0408	Brookfield Wealth Solutions Ltd. Group	00000	87-2713076				NC Securities Holdco, LLC	NC	NIA	American National Group Inc.	Ownership	100.000	Brookfield Wealth Solutions Ltd.	NO	
.0408	Brookfield Wealth Solutions Ltd. Group	00000	88-3743138				AEL Financial Services, LLC	NC	NIA	NC Securities Holdco, LLC	Ownership	100.000	Brookfield Wealth Solutions Ltd.	NO	
.0408	Brookfield Wealth Solutions Ltd. Group	00000					2022 Ceres Note Issuer LP	DE	OTH	American National Insurance Company	Ownership	100.000	Brookfield Wealth Solutions Ltd.	NO	13
.0408	Brookfield Wealth Solutions Ltd. Group	00000	93-1665964				200 Liberty REIT LLC	DE	OTH	200 Liberty Property Holdings Ltd.	Ownership	50.000	Brookfield Wealth Solutions Ltd.	NO	13
.0408	Brookfield Wealth Solutions Ltd. Group	00000	98-1737992				200 Liberty Property Holdings Ltd.	CYM	OTH	ANTAC Core CRE LLC	Ownership	24.000	Brookfield Wealth Solutions Ltd.	NO	13
.0408	Brookfield Wealth Solutions Ltd. Group	00000	92-2374250				1100 Ave of Americas REIT LLC	DE	OTH	1100 AoA Property Holdings Ltd.	Ownership	50.000	Brookfield Wealth Solutions Ltd.	NO	13
.0408	Brookfield Wealth Solutions Ltd. Group	00000	98-1737979				1100 AoA Property Holdings Ltd.	CYM	OTH	ANTAC Core CRE LLC	Ownership	36.000	Brookfield Wealth Solutions Ltd.	NO	13
.0408	Brookfield Wealth Solutions Ltd. Group	00000					BNRE Canada Services Inc.	CAN	NIA	BAMR Holdings Ltd.	Ownership	100.000	Brookfield Wealth Solutions Ltd.	NO	1
.0408	Brookfield Wealth Solutions Ltd. Group	00000					BAM V Geneva LLC	DE	OTH	Bventures Holdco LLC	Ownership	81.000	Brookfield Wealth Solutions Ltd.	NO	13
.0408	Brookfield Wealth Solutions Ltd. Group	00000					BNRE Canada Pref Sub Inc.	CAN	NIA	BNRE Canada Holdings Inc.	Ownership	100.000	Brookfield Wealth Solutions Ltd.	NO	13
.0408	Brookfield Wealth Solutions Ltd. Group	00000					Brookfield Annuity Loan LP	CAN	NIA	Brookfield Annuity Holdings Inc.	Management	0.000	Brookfield Wealth Solutions Ltd.	NO	13
.0408	Brookfield Wealth Solutions Ltd. Group	00000					Bventures Holdco LLC	DE	OTH	Chamberlain Blane 2023-1 LLC	Ownership	100.000	Brookfield Wealth Solutions Ltd.	NO	13
.0408	Brookfield Wealth Solutions Ltd. Group	00000					200 Vesey Property Holdings Ltd.	CYM	OTH	American Equity Investment Life Insurance Company	Ownership	60.000	Brookfield Wealth Solutions Ltd.	NO	13
.0408	Brookfield Wealth Solutions Ltd. Group	00000					Bay Adelaide North Property Holdings Inc.	CAN	OTH	American Equity Investment Life Insurance Company	Ownership	77.500	Brookfield Wealth Solutions Ltd.	NO	13
.0408	Brookfield Wealth Solutions Ltd. Group	00000					ALA MOANA PROPERTY HOLDINGS LTD.	CYM	OTH	American Equity Investment Life Insurance Company	Ownership	77.600	Brookfield Wealth Solutions Ltd.	NO	13
.0408	Brookfield Wealth Solutions Ltd. Group	00000					TYSONS GALLERIA PROPERTY HOLDINGS LTD.	CYM	OTH	American Equity Investment Life Insurance Company	Ownership	65.000	Brookfield Wealth Solutions Ltd.	NO	13
.0408	Brookfield Wealth Solutions Ltd. Group	00000					WOODLANDS MALL PROPERTY HOLDINGS LTD.	CYM	OTH	American Equity Investment Life Insurance Company	Ownership	66.000	Brookfield Wealth Solutions Ltd.	NO	13
.0408	Brookfield Wealth Solutions Ltd. Group	00000					La Cantera Property Holdings Ltd.	CYM	OTH	American Equity Investment Life Insurance Company	Ownership	70.500	Brookfield Wealth Solutions Ltd.	NO	13
.0408	Brookfield Wealth Solutions Ltd. Group	00000					Jordan Creek Property Holdings Ltd.	CYM	OTH	American National Insurance Holdings Inc.	Ownership	61.400	Brookfield Wealth Solutions Ltd.	NO	13
.0408	Brookfield Wealth Solutions Ltd. Group	00000					2 MW Property Holdings Ltd.	CYM	OTH	Brookfield Reinsurance Investments LP	Ownership	47.200	Brookfield Wealth Solutions Ltd.	NO	13
.0408	Brookfield Wealth Solutions Ltd. Group	00000					WILLOWBROOK PROPERTY HOLDINGS LTD.	CYM	OTH	American Equity Investment Life Insurance Company	Ownership	64.800	Brookfield Wealth Solutions Ltd.	NO	13
.0408	Brookfield Wealth Solutions Ltd. Group	00000					BOULDER REINSURANCE (CAYMAN) LTD	CYM	OTH	American National Group Inc.	Ownership	100.000	Brookfield Wealth Solutions Ltd.	NO	13
.0408	Brookfield Wealth Solutions Ltd. Group	00000	99-5016931				American National Assignment Company LLC	TX	NIA	American National Insurance Company	Ownership	100.000	Brookfield Wealth Solutions Ltd.	NO	1

13.10

**SCHEDULE Y  
PART 1A - DETAIL OF INSURANCE HOLDING COMPANY SYSTEM**

1	2	3	4	5	6	7	8	9	10	11	12	13	14	15	16
Group Code	Group Name	NAIC Company Code	ID Number	Federal RSSD	CIK	Name of Securities Exchange if Publicly Traded (U.S. or International)	Names of Parent, Subsidiaries Or Affiliates	Domiciliary Location	Relationship to Reporting Entity	Directly Controlled by (Name of Entity/Person)	Type of Control (Ownership, Board, Management, Attorney-in-Fact, Influence, Other)	If Control is Ownership Provide Percentage	Ultimate Controlling Entity(ies)/Person(s)	Is an SCA Filing Required? (Yes/No)	*
.0408	Brookfield Wealth Solutions Ltd. Group	00000					AE Paces GP, LLC	TX	NIA	ANICO Eagle, LLC	Ownership	100.000	Brookfield Wealth Solutions Ltd.	NO	1
.0408	Brookfield Wealth Solutions Ltd. Group	00000					Griffin Topco LLC	DE	OTH	American National Insurance Company	Ownership	100.000	Brookfield Wealth Solutions Ltd.	NO	13
.0408	Brookfield Wealth Solutions Ltd. Group	00000					Griffin Subco LLC	DE	OTH	Griffin Topco LLC	Ownership	100.000	Brookfield Wealth Solutions Ltd.	NO	13
.0408	Brookfield Wealth Solutions Ltd. Group	00000					Eugene Property Holdings Ltd.	CYM	OTH	American Equity Investment Life Insurance Company	Ownership	65.300	Brookfield Wealth Solutions Ltd.	NO	13

Asterisk	Explanation

13.11



## SUPPLEMENTAL EXHIBITS AND SCHEDULES INTERROGATORIES

The following supplemental reports are required to be filed as part of your statement filing. However, in the event that your company does not transact the type of business for which the special report must be filed, your response of NO to the specific interrogatory will be accepted in lieu of filing a "NONE" report and a bar code will be printed below. If the supplement is required of your company but is not being filed for whatever reason enter SEE EXPLANATION and provide an explanation following the interrogatory questions.

	Response
1. Will the Trusteed Surplus Statement be filed with the state of domicile and the NAIC with this statement? .....	NO
2. Will the Medicare Part D Coverage Supplement be filed with the state of domicile and the NAIC with this statement? .....	NO
3. Will the Reasonableness of Assumptions Certification required by Actuarial Guideline XXXV be filed with the state of domicile and electronically with the NAIC? .....	NO
4. Will the Reasonableness and Consistency of Assumptions Certification required by Actuarial Guideline XXXV be filed with the state of domicile and electronically with the NAIC? .....	NO
5. Will the Reasonableness of Assumptions Certification for Implied Guaranteed Rate Method required by Actuarial Guideline XXXVI be filed with the state of domicile and electronically with the NAIC? .....	NO
6. Will the Reasonableness and Consistency of Assumptions Certification required by Actuarial Guideline XXXVI (Updated Average Market Value) be filed with the state of domicile and electronically with the NAIC? .....	NO
7. Will the Reasonableness and Consistency of Assumptions Certification required by Actuarial Guideline XXXVI (Updated Market Value) be filed with the state of domicile and electronically with the NAIC? .....	NO
8. Will the Life PBR Statement of Exemption be filed with the state of domicile by July 1st and electronically with the NAIC with the second quarterly filing per the Valuation Manual (by August 15)? (2nd Quarter Only) The response for 1st and 3rd quarters should be N/A. A NO response resulting with a bar code is only appropriate in the 2nd quarter. In the case of an ongoing statement of exemption, enter "SEE EXPLANATION" and provide as an explanation that the company is utilizing an ongoing statement of exemption. ....	N/A

### AUGUST FILING


9. Will the regulator-only (non-public) Communication of Internal Control Related Matters Noted in Audit be filed with the state of domicile and electronically with the NAIC (as a regulator-only non-public document) by August 1? The response for 1st and 3rd quarters should be N/A. A NO response resulting with a bar code is only appropriate in the 2nd quarter. ....	N/A
--	-----

Explanation:

1. Not required to be filed by Company
2. Not required to be filed by Company
3. Not required to be filed by Company
4. Not required to be filed by Company
5. Not required to be filed by Company
6. Not required to be filed by Company
7. Not required to be filed by Company

Bar Code:

1. Trusteed Surplus Statement [Document Identifier 490]
2. Medicare Part D Coverage Supplement [Document Identifier 365]
3. Reasonableness of Assumptions Certification required by Actuarial Guideline XXXV [Document Identifier 445]
4. Reasonableness and Consistency of Assumptions Certification required by Actuarial Guideline XXXV [Document Identifier 446]
5. Reasonableness of Assumptions Certification for Implied Guaranteed Rate Method required by Actuarial Guideline XXXVI [Document Identifier 447]
6. Reasonableness and Consistency of Assumptions Certification required by Actuarial Guideline XXXVI [Document Identifier 448]
7. Reasonableness and Consistency of Assumptions Certification required by Actuarial Guideline XXXVI (Updated Market Value) [Document Identifier 449]



**OVERFLOW PAGE FOR WRITE-INS**

**NONE**

STATEMENT AS OF SEPTEMBER 30, 2024 OF THE AMERICAN EQUITY INVESTMENT LIFE INSURANCE COMPANY OF NEW YORK

**SCHEDULE A - VERIFICATION**

Real Estate

	1 Year to Date	2 Prior Year Ended December 31
1. Book/adjusted carrying value, December 31 of prior year .....		
2. Cost of acquired:		
2.1 Actual cost at time of acquisition .....		
2.2 Additional investment made after acquisition .....		
3. Current year change in encumbrances .....		
4. Total gain (loss) on disposals .....		
5. Deduct amounts received on disposals .....		
6. Total foreign exchange change in book/adjusted carrying value .....		
7. Deduct current year's other than temporary impairment recognized .....		
8. Deduct current year's depreciation .....		
9. Book/adjusted carrying value at the end of current period (Lines 1+2+3+4-5+6-7-8) .....		
10. Deduct total nonadmitted amounts .....		
11. Statement value at end of current period (Line 9 minus Line 10)		

**NONE**

**SCHEDULE B - VERIFICATION**

Mortgage Loans

	1 Year to Date	2 Prior Year Ended December 31
1. Book value/recorded investment excluding accrued interest, December 31 of prior year .....		
2. Cost of acquired:		
2.1 Actual cost at time of acquisition .....		
2.2 Additional investment made after acquisition .....		
3. Capitalized deferred interest and other .....		
4. Accrual of discount .....		
5. Unrealized valuation increase/(decrease) .....		
6. Total gain (loss) on disposals .....		
7. Deduct amounts received on disposals .....		
8. Deduct amortization of premium and mortgage interest paid and commitment fees .....		
9. Total foreign exchange change in book value/recorded investment excluding accrued interest .....		
10. Deduct current year's other than temporary impairment recognized .....		
11. Book value/recorded investment excluding accrued interest at end of current period (Lines 1+2+3+4+5+6-7-8+9-10) .....		
12. Total valuation allowance .....		
13. Subtotal (Line 11 plus Line 12) .....		
14. Deduct total nonadmitted amounts .....		
15. Statement value at end of current period (Line 13 minus Line 14)		

**NONE**

**SCHEDULE BA - VERIFICATION**

Other Long-Term Invested Assets

	1 Year to Date	2 Prior Year Ended December 31
1. Book/adjusted carrying value, December 31 of prior year .....	2,113,009	3,122,079
2. Cost of acquired:		
2.1 Actual cost at time of acquisition .....		
2.2 Additional investment made after acquisition .....		
3. Capitalized deferred interest and other .....		
4. Accrual of discount .....		31
5. Unrealized valuation increase/(decrease) .....		
6. Total gain (loss) on disposals .....		10,941
7. Deduct amounts received on disposals .....		1,009,765
8. Deduct amortization of premium and depreciation .....	3,650	10,277
9. Total foreign exchange change in book/adjusted carrying value .....		
10. Deduct current year's other than temporary impairment recognized .....		
11. Book/adjusted carrying value at end of current period (Lines 1+2+3+4+5+6-7-8+9-10) .....	2,109,360	2,113,009
12. Deduct total nonadmitted amounts .....		
13. Statement value at end of current period (Line 11 minus Line 12)	2,109,360	2,113,009

**SCHEDULE D - VERIFICATION**

Bonds and Stocks

	1 Year to Date	2 Prior Year Ended December 31
1. Book/adjusted carrying value of bonds and stocks, December 31 of prior year .....	100,400,870	149,025,799
2. Cost of bonds and stocks acquired .....	1,964,081	27
3. Accrual of discount .....	64,593	80,118
4. Unrealized valuation increase/(decrease) .....		(49,115)
5. Total gain (loss) on disposals .....	(165,979)	(736,089)
6. Deduct consideration for bonds and stocks disposed of .....	8,772,858	47,289,299
7. Deduct amortization of premium .....	366,821	610,017
8. Total foreign exchange change in book/adjusted carrying value .....		
9. Deduct current year's other than temporary impairment recognized .....	111,231	20,554
10. Total investment income recognized as a result of prepayment penalties and/or acceleration fees .....	79,098	
11. Book/adjusted carrying value at end of current period (Lines 1+2+3+4+5-6-7+8-9+10) .....	93,091,753	100,400,870
12. Deduct total nonadmitted amounts .....		
13. Statement value at end of current period (Line 11 minus Line 12)	93,091,753	100,400,870

STATEMENT AS OF SEPTEMBER 30, 2024 OF THE AMERICAN EQUITY INVESTMENT LIFE INSURANCE COMPANY OF NEW YORK

**SCHEDULE D - PART 1B**

Showing the Acquisitions, Dispositions and Non-Trading Activity  
During the Current Quarter for all Bonds and Preferred Stock by NAIC Designation

NAIC Designation	1 Book/Adjusted Carrying Value Beginning of Current Quarter	2 Acquisitions During Current Quarter	3 Dispositions During Current Quarter	4 Non-Trading Activity During Current Quarter	5 Book/Adjusted Carrying Value End of First Quarter	6 Book/Adjusted Carrying Value End of Second Quarter	7 Book/Adjusted Carrying Value End of Third Quarter	8 Book/Adjusted Carrying Value December 31 Prior Year
<b>BONDS</b>								
1. NAIC 1 (a) .....	78,989,129	2,472,616	12,712,846	(770,012)	87,602,693	78,989,129	67,978,887	83,724,106
2. NAIC 2 (a) .....	26,216,053		2,325,394	723,901	34,931,064	26,216,053	24,614,560	39,716,900
3. NAIC 3 (a) .....	214,329		985	(147)	215,591	214,329	213,197	586,481
4. NAIC 4 (a) .....								
5. NAIC 5 (a) .....	286,337		1,364	136	287,421	286,337	285,109	298,987
6. NAIC 6 (a) .....								
7. Total Bonds	105,705,848	2,472,616	15,040,589	(46,122)	123,036,769	105,705,848	93,091,753	124,326,474
<b>PREFERRED STOCK</b>								
8. NAIC 1 .....								
9. NAIC 2 .....								
10. NAIC 3 .....								
11. NAIC 4 .....								
12. NAIC 5 .....								
13. NAIC 6 .....								
14. Total Preferred Stock .....								
15. Total Bonds and Preferred Stock	105,705,848	2,472,616	15,040,589	(46,122)	123,036,769	105,705,848	93,091,753	124,326,474

(a) Book/Adjusted Carrying Value column for the end of the current reporting period includes the following amount of short-term and cash equivalent bonds by NAIC designation:

NAIC 1 \$ ..... ; NAIC 2 \$ ..... ; NAIC 3 \$ ..... NAIC 4 \$ ..... ; NAIC 5 \$ ..... ; NAIC 6 \$ .....

Schedule DA - Part 1 - Short-Term Investments

**N O N E**

Schedule DA - Verification - Short-Term Investments

**N O N E**

Schedule DB - Part A - Verification - Options, Caps, Floors, Collars, Swaps and Forwards

**N O N E**

Schedule DB - Part B - Verification - Futures Contracts

**N O N E**

Schedule DB - Part C - Section 1 - Replication (Synthetic Asset) Transactions (RSATs) Open

**N O N E**

Schedule DB-Part C-Section 2-Reconciliation of Replication (Synthetic Asset) Transactions Open

**N O N E**

Schedule DB - Verification - Book/Adjusted Carrying Value, Fair Value and Potential Exposure of  
Derivatives

**N O N E**

**SCHEDULE E - PART 2 - VERIFICATION**

(Cash Equivalents)

	1	2
	Year To Date	Prior Year Ended December 31
1. Book/adjusted carrying value, December 31 of prior year .....	23,925,608	3,805,213
2. Cost of cash equivalents acquired .....	145,371,836	417,972,576
3. Accrual of discount .....	649,396	829,419
4. Unrealized valuation increase/(decrease) .....		
5. Total gain (loss) on disposals .....	2	
6. Deduct consideration received on disposals .....	169,946,842	398,681,600
7. Deduct amortization of premium .....		
8. Total foreign exchange change in book/adjusted carrying value .....		
9. Deduct current year's other than temporary impairment recognized .....		
10. Book/adjusted carrying value at end of current period (Lines 1+2+3+4+5-6-7+8-9) .....		23,925,608
11. Deduct total nonadmitted amounts .....		
12. Statement value at end of current period (Line 10 minus Line 11)		23,925,608

Schedule A - Part 2 - Real Estate Acquired and Additions Made

**NONE**

Schedule A - Part 3 - Real Estate Disposed

**NONE**

Schedule B - Part 2 - Mortgage Loans Acquired and Additions Made

**NONE**

Schedule B - Part 3 - Mortgage Loans Disposed, Transferred or Repaid

**NONE**

Schedule BA - Part 2 - Other Long-Term Invested Assets Acquired and Additions Made

**NONE**

Schedule BA - Part 3 - Other Long-Term Invested Assets Disposed, Transferred or Repaid

**NONE**

Schedule D - Part 3 - Long-Term Bonds and Stocks Acquired

**NONE**





Schedule DB - Part A - Section 1 - Options, Caps, Floors, Collars, Swaps and Forwards Open

**N O N E**

Schedule DB - Part B - Section 1 - Futures Contracts Open

**N O N E**

Schedule DB - Part B - Section 1B - Brokers with whom cash deposits have been made

**N O N E**

Schedule DB - Part D - Section 1 - Counterparty Exposure for Derivative Instruments Open

**N O N E**

Schedule DB - Part D-Section 2 - Collateral for Derivative Instruments Open - Pledged By

**N O N E**

Schedule DB - Part D-Section 2 - Collateral for Derivative Instruments Open - Pledged To

**N O N E**

Schedule DB - Part E - Derivatives Hedging Variable Annuity Guarantees

**N O N E**

Schedule DL - Part 1 - Reinvested Collateral Assets Owned

**N O N E**

Schedule DL - Part 2 - Reinvested Collateral Assets Owned

**N O N E**

STATEMENT AS OF SEPTEMBER 30, 2024 OF THE AMERICAN EQUITY INVESTMENT LIFE INSURANCE COMPANY OF NEW YORK

**SCHEDULE E - PART 1 - CASH**

Month End Depository Balances

1 Depository	2 Code	3 Rate of Interest	4 Amount of Interest Received During Current Quarter	5 Amount of Interest Accrued at Current Statement Date	Book Balance at End of Each Month During Current Quarter			9 *
					6 First Month	7 Second Month	8 Third Month	
STATE STREET ..... BOSTON, MA .....		4.830	163,130		9,508,630	13,803,642	17,258,195	.XXX.
CITIBANK ..... NEW YORK, NY .....					195,179	810,527	634,919	.XXX.
PNC ..... PITTSBURGH, PA .....					30,199	246,645	210,478	.XXX.
0199998. Deposits in ... depositories that do not exceed the allowable limit in any one depository (See instructions) - Open Depositories	XXX	XXX			49,883	54,936	57,501	XXX
0199999. Totals - Open Depositories	XXX	XXX	163,130		9,783,891	14,915,750	18,161,092	XXX
0299998. Deposits in ... depositories that do not exceed the allowable limit in any one depository (See instructions) - Suspended Depositories	XXX	XXX						XXX
0299999. Totals - Suspended Depositories	XXX	XXX						XXX
0399999. Total Cash on Deposit	XXX	XXX	163,130		9,783,891	14,915,750	18,161,092	XXX
0499999. Cash in Company's Office	XXX	XXX	XXX	XXX				XXX
.....								
.....								
.....								
.....								
.....								
.....								
.....								
.....								
.....								
.....								
.....								
.....								
.....								
.....								
0599999. Total - Cash	XXX	XXX	163,130		9,783,891	14,915,750	18,161,092	XXX

Schedule E - Part 2 - Cash Equivalents - Investments Owned End of Current Quarter

**N O N E**

Medicare Part D Coverage Supplement

**N O N E**

Trusted Surplus - Cover

**N O N E**

Trusted Surplus Statement - Assets

**N O N E**

Trusted Surplus Statement - Liabilities and Trusted Surplus

**N O N E**

**OVERFLOW PAGE FOR WRITE-INS**

**NONE**