

ANNUAL STATEMENT

OF THE

**ENTRADA LIFE
INSURANCE COMPANY**

OF

SCOTTSDALE

IN THE STATE OF

ARIZONA

TO THE

INSURANCE DEPARTMENT

OF THE

STATE OF

FOR THE YEAR ENDED
DECEMBER 31, 2024

2024

LIFE

2024



LIFE, AND ACCIDENT AND HEALTH COMPANIES/FRATERNAL BENEFIT SOCIETIES - ASSOCIATION EDITION

ANNUAL STATEMENT

FOR THE YEAR ENDED DECEMBER 31, 2024
OF THE CONDITION AND AFFAIRS OF THE

Entrada Life Insurance Company

NAIC Group Code 0408 2658 NAIC Company Code 71323 Employer's ID Number 75-1168687
(Current) (Prior)

Organized under the Laws of Arizona, State of Domicile or Port of Entry AZ

Country of Domicile United States of America

Licensed as business type: Life, Accident and Health [X] Fraternal Benefit Societies []

Incorporated/Organized 05/04/1964 Commenced Business 06/05/1964

Statutory Home Office 8601 N. Scottsdale Road, Suite 300, Scottsdale, AZ, US 85253
(Street and Number) (City or Town, State, Country and Zip Code)

Main Administrative Office 6000 Westown Parkway
(Street and Number)

West Des Moines, IA, US 50266-5921, 515-221-0002
(City or Town, State, Country and Zip Code) (Area Code) (Telephone Number)

Mail Address 6000 Westown Parkway, West Des Moines, IA, US 50266-5921
(Street and Number or P.O. Box) (City or Town, State, Country and Zip Code)

Primary Location of Books and Records 6000 Westown Parkway
(Street and Number)

West Des Moines, IA, US 50266-5921, 515-221-0002
(City or Town, State, Country and Zip Code) (Area Code) (Telephone Number)

Internet Website Address https://www.american-equity.com/

Statutory Statement Contact Chelsea Jennifer Fichtner, 515-221-0002
(Name) (Area Code) (Telephone Number)

chelsea.fichtner@american-equity.com, 515-440-2715
(E-mail Address) (FAX Number)

OFFICERS

Chief Executive Officer Jeffrey D. Lorenzen # Chief Operating Officer Bereket "Josh" Feyissa #

Chief Financial Officer Aaron J. Boushek # Treasurer, Assistant Secretary Steven D. Schwartz #

OTHER

Erik H Askelsen #, Secretary

DIRECTORS OR TRUSTEES

Jeffrey D. Lorenzen # Erik H. Askelsen # Aaron J. Boushek #

Bereket "Josh" Feyissa # Shari V. Wood #

State of Iowa SS
County of Polk

The officers of this reporting entity being duly sworn, each depose and say that they are the described officers of said reporting entity, and that on the reporting period stated above, all of the herein described assets were the absolute property of the said reporting entity, free and clear from any liens or claims thereon, except as herein stated, and that this statement, together with related exhibits, schedules and explanations therein contained, annexed or referred to, is a full and true statement of all the assets and liabilities and of the condition and affairs of the said reporting entity as of the reporting period stated above, and of its income and deductions therefrom for the period ended, and have been completed in accordance with the NAIC Annual Statement Instructions and Accounting Practices and Procedures manual except to the extent that: (1) state law may differ; or, (2) that state rules or regulations require differences in reporting not related to accounting practices and procedures, according to the best of their information, knowledge and belief, respectively. Furthermore, the scope of this attestation by the described officers also includes the related corresponding electronic filing with the NAIC, when required, that is an exact copy (except for formatting differences due to electronic filing) of the enclosed statement. The electronic filing may be requested by various regulators in lieu of or in addition to the enclosed statement.

Jeffrey D. Lorenzen
President

Aaron J. Boushek
Chief Financial Officer

Steven D. Schwartz
Treasurer

Subscribed and sworn to before me this
17 day of February 2025

- a. Is this an original filing? Yes [X] No []
b. If no,
1. State the amendment number.....
2. Date filed
3. Number of pages attached.....

John Louis Reicks
Sr Financial & Accounting Analyst
12/17/2027

ANNUAL STATEMENT FOR THE YEAR 2024 OF THE ENTRADA LIFE INSURANCE COMPANY

ASSETS

	Current Year			Prior Year
	1 Assets	2 Nonadmitted Assets	3 Net Admitted Assets (Cols. 1 - 2)	4 Net Admitted Assets
1. Bonds (Schedule D)	2,981,660		2,981,660	2,649,301
2. Stocks (Schedule D):				
2.1 Preferred stocks				
2.2 Common stocks				
3. Mortgage loans on real estate (Schedule B):				
3.1 First liens				
3.2 Other than first liens				
4. Real estate (Schedule A):				
4.1 Properties occupied by the company (less \$ encumbrances)				
4.2 Properties held for the production of income (less \$ encumbrances)				
4.3 Properties held for sale (less \$ encumbrances)				
5. Cash (\$ 2,931,649 , Schedule E - Part 1), cash equivalents (\$ 2,027,732 , Schedule E - Part 2) and short-term investments (\$, Schedule DA)	4,959,381		4,959,381	4,822,460
6. Contract loans (including \$ premium notes)	18,199		18,199	18,567
7. Derivatives (Schedule DB)				
8. Other invested assets (Schedule BA)				
9. Receivables for securities	599,574		599,574	1,404,712
10. Securities lending reinvested collateral assets (Schedule DL)				
11. Aggregate write-ins for invested assets				
12. Subtotals, cash and invested assets (Lines 1 to 11)	8,558,814		8,558,814	8,895,040
13. Title plants less \$ charged off (for Title insurers only)				
14. Investment income due and accrued	9,887		9,887	8,347
15. Premiums and considerations:				
15.1 Uncollected premiums and agents' balances in the course of collection				
15.2 Deferred premiums, agents' balances and installments booked but deferred and not yet due (including \$ earned but unbilled premiums)				
15.3 Accrued retrospective premiums (\$) and contracts subject to redetermination (\$)				
16. Reinsurance:				
16.1 Amounts recoverable from reinsurers				
16.2 Funds held by or deposited with reinsured companies				
16.3 Other amounts receivable under reinsurance contracts				
17. Amounts receivable relating to uninsured plans				
18.1 Current federal and foreign income tax recoverable and interest thereon				
18.2 Net deferred tax asset				
19. Guaranty funds receivable or on deposit				
20. Electronic data processing equipment and software				
21. Furniture and equipment, including health care delivery assets (\$)				
22. Net adjustment in assets and liabilities due to foreign exchange rates				
23. Receivables from parent, subsidiaries and affiliates				
24. Health care (\$) and other amounts receivable				
25. Aggregate write-ins for other-than-invested assets	7,784		7,784	11,504
26. Total assets excluding Separate Accounts, Segregated Accounts and Protected Cell Accounts (Lines 12 to 25)	8,576,484		8,576,484	8,914,891
27. From Separate Accounts, Segregated Accounts and Protected Cell Accounts				
28. Total (Lines 26 and 27)	8,576,484		8,576,484	8,914,891
DETAILS OF WRITE-INS				
1101.				
1102.				
1103.				
1198. Summary of remaining write-ins for Line 11 from overflow page				
1199. Totals (Lines 1101 through 1103 plus 1198)(Line 11 above)				
2501. Negative IMR	7,784		7,784	11,504
2502.				
2503.				
2598. Summary of remaining write-ins for Line 25 from overflow page				
2599. Totals (Lines 2501 through 2503 plus 2598)(Line 25 above)	7,784		7,784	11,504

ANNUAL STATEMENT FOR THE YEAR 2024 OF THE ENTRADA LIFE INSURANCE COMPANY

LIABILITIES, SURPLUS AND OTHER FUNDS

	1 Current Year	2 Prior Year
1. Aggregate reserve for life contracts \$ 486,059 (Exh. 5, Line 9999999) less \$ included in Line 6.3 (including \$ Modco Reserve)	486,059	505,822
2. Aggregate reserve for accident and health contracts (including \$ Modco Reserve)		
3. Liability for deposit-type contracts (Exhibit 7, Line 14, Col. 1) (including \$ Modco Reserve)		
4. Contract claims:		
4.1 Life (Exhibit 8, Part 1, Line 4.4, Col. 1 less Col. 6)		
4.2 Accident and health (Exhibit 8, Part 1, Line 4.4, Col. 6)		
5. Policyholders' dividends/refunds to members \$ and coupons \$ due and unpaid (Exhibit 4, Line 10)		
6. Provision for policyholders' dividends, refunds to members and coupons payable in following calendar year - estimated amounts:		
6.1 Policyholders' dividends and refunds to members apportioned for payment (including \$ Modco)		
6.2 Policyholders' dividends and refunds to members not yet apportioned (including \$ Modco)		
6.3 Coupons and similar benefits (including \$ Modco)		
7. Amount provisionally held for deferred dividend policies not included in Line 6		
8. Premiums and annuity considerations for life and accident and health contracts received in advance less \$ discount; including \$ accident and health premiums (Exhibit 1, Part 1, Col. 1, sum of lines 4 and 14)	459	459
9. Contract liabilities not included elsewhere:		
9.1 Surrender values on canceled contracts		
9.2 Provision for experience rating refunds, including the liability of \$ accident and health experience rating refunds of which \$ is for medical loss ratio rebate per the Public Health Service Act		
9.3 Other amounts payable on reinsurance, including \$ assumed and \$ ceded		
9.4 Interest maintenance reserve (IMR, Line 6)		
10. Commissions to agents due or accrued-life and annuity contracts \$ accident and health \$ and deposit-type contract funds \$		
11. Commissions and expense allowances payable on reinsurance assumed		
12. General expenses due or accrued (Exhibit 2, Line 12, Col. 7)		
13. Transfers to Separate Accounts due or accrued (net) (including \$ accrued for expense allowances recognized in reserves, net of reinsured allowances)		
14. Taxes, licenses and fees due or accrued, excluding federal income taxes (Exhibit 3, Line 9, Col. 6)	33,404	39,578
15.1 Current federal and foreign income taxes, including \$ on realized capital gains (losses)		
15.2 Net deferred tax liability		
16. Unearned investment income		
17. Amounts withheld or retained by reporting entity as agent or trustee		
18. Amounts held for agents' account, including \$ agents' credit balances		
19. Remittances and items not allocated		
20. Net adjustment in assets and liabilities due to foreign exchange rates		
21. Liability for benefits for employees and agents if not included above		
22. Borrowed money \$ and interest thereon \$		
23. Dividends to stockholders declared and unpaid		
24. Miscellaneous liabilities:		
24.01 Asset valuation reserve (AVR, Line 16, Col. 7)		
24.02 Reinsurance in unauthorized and certified (\$) companies		
24.03 Funds held under reinsurance treaties with unauthorized and certified (\$) reinsurers		
24.04 Payable to parent, subsidiaries and affiliates		
24.05 Drafts outstanding		
24.06 Liability for amounts held under uninsured plans		
24.07 Funds held under coinsurance		
24.08 Derivatives		
24.09 Payable for securities	1,237	161,175
24.10 Payable for securities lending		
24.11 Capital notes \$ and interest thereon \$		
25. Aggregate write-ins for liabilities		
26. Total liabilities excluding Separate Accounts business (Lines 1 to 25)	521,159	707,034
27. From Separate Accounts Statement		
28. Total liabilities (Lines 26 and 27)	521,159	707,034
29. Common capital stock	2,500,000	2,500,000
30. Preferred capital stock		
31. Aggregate write-ins for other-than-special surplus funds		
32. Surplus notes		
33. Gross paid in and contributed surplus (Page 3, Line 33, Col. 2 plus Page 4, Line 51.1, Col. 1)	4,948,711	4,948,711
34. Aggregate write-ins for special surplus funds		
35. Unassigned funds (surplus)	606,615	759,146
36. Less treasury stock, at cost:		
36.1 shares common (value included in Line 29 \$)		
36.2 shares preferred (value included in Line 30 \$)		
37. Surplus (Total Lines 31+32+33+34+35-36) (including \$ in Separate Accounts Statement)	5,555,326	5,707,857
38. Totals of Lines 29, 30 and 37 (Page 4, Line 55)	8,055,326	8,207,857
39. Totals of Lines 28 and 38 (Page 2, Line 28, Col. 3)	8,576,484	8,914,891
DETAILS OF WRITE-INS		
2501.		
2502.		
2503.		
2598. Summary of remaining write-ins for Line 25 from overflow page		
2599. Totals (Lines 2501 through 2503 plus 2598)(Line 25 above)		
3101.		
3102.		
3103.		
3198. Summary of remaining write-ins for Line 31 from overflow page		
3199. Totals (Lines 3101 through 3103 plus 3198)(Line 31 above)		
3401.		
3402.		
3403.		
3498. Summary of remaining write-ins for Line 34 from overflow page		
3499. Totals (Lines 3401 through 3403 plus 3498)(Line 34 above)		

ANNUAL STATEMENT FOR THE YEAR 2024 OF THE ENTRADA LIFE INSURANCE COMPANY

SUMMARY OF OPERATIONS

	1 Current Year	2 Prior Year
1. Premiums and annuity considerations for life and accident and health contracts	5,296	4,796
2. Considerations for supplementary contracts with life contingencies		
3. Net investment income (Exhibit of Net Investment Income, Line 17)	126,668	33,416
4. Amortization of Interest Maintenance Reserve (IMR, Line 5)	(3,719)	(7,079)
5. Separate Accounts net gain from operations excluding unrealized gains or losses		
6. Commissions and expense allowances on reinsurance ceded (Exhibit 1, Part 2, Line 26.1, Col. 1)		
7. Reserve adjustments on reinsurance ceded		
8. Miscellaneous Income:		
8.1 Income from fees associated with investment management, administration and contract guarantees from Separate Accounts		
8.2 Charges and fees for deposit-type contracts		
8.3 Aggregate write-ins for miscellaneous income		
9. Total (Lines 1 to 8.3)	128,245	31,133
10. Death benefits	40,499	20,824
11. Matured endowments (excluding guaranteed annual pure endowments)		
12. Annuity benefits (Exhibit 8, Part 2, Line 6.4, Cols. 4 + 5 minus Analysis of Operations Summary, Line 18, Col. 1)		
13. Disability benefits and benefits under accident and health contracts		
14. Coupons, guaranteed annual pure endowments and similar benefits		
15. Surrender benefits and withdrawals for life contracts		15,835
16. Group conversions		
17. Interest and adjustments on contract or deposit-type contract funds		
18. Payments on supplementary contracts with life contingencies		
19. Increase in aggregate reserves for life and accident and health contracts	(19,763)	(22,767)
20. Totals (Lines 10 to 19)	20,736	13,892
21. Commissions on premiums, annuity considerations, and deposit-type contract funds (direct business only) (Exhibit 1, Part 2, Line 31, Col. 1)		
22. Commissions and expense allowances on reinsurance assumed (Exhibit 1, Part 2, Line 26.2, Col. 1)		
23. General insurance expenses and fraternal expenses (Exhibit 2, Line 10, Columns 1, 2, 3, 4 and 6)	86,870	257,547
24. Insurance taxes, licenses and fees, excluding federal income taxes (Exhibit 3, Line 7, Cols. 1 + 2 + 3 + 5)	174,722	94,629
25. Increase in loading on deferred and uncollected premiums		
26. Net transfers to or (from) Separate Accounts net of reinsurance		
27. Aggregate write-ins for deductions		
28. Totals (Lines 20 to 27)	282,328	366,068
29. Net gain from operations before dividends to policyholders, refunds to members and federal income taxes (Line 9 minus Line 28)	(154,083)	(334,935)
30. Dividends to policyholders and refunds to members		
31. Net gain from operations after dividends to policyholders, refunds to members and before federal income taxes (Line 29 minus Line 30)	(154,083)	(334,935)
32. Federal and foreign income taxes incurred (excluding tax on capital gains)		
33. Net gain from operations after dividends to policyholders, refunds to members and federal income taxes and before realized capital gains or (losses) (Line 31 minus Line 32)	(154,083)	(334,935)
34. Net realized capital gains (losses) (excluding gains (losses) transferred to the IMR) less capital gains tax of \$		18,583
(excluding taxes of \$		
transferred to the IMR)	(154,083)	(316,352)
35. Net income (Line 33 plus Line 34)		
CAPITAL AND SURPLUS ACCOUNT		
36. Capital and surplus, December 31, prior year (Page 3, Line 38, Col. 2)	8,207,857	8,541,337
37. Net income (Line 35)	(154,083)	(316,352)
38. Change in net unrealized capital gains (losses) less capital gains tax of \$		
39. Change in net unrealized foreign exchange capital gain (loss)		
40. Change in net deferred income tax		
41. Change in nonadmitted assets	1,551	17,032
42. Change in liability for reinsurance in unauthorized and certified companies		
43. Change in reserve on account of change in valuation basis (increase) or decrease		
44. Change in asset valuation reserve		
45. Change in treasury stock (Page 3, Lines 36.1 and 36.2, Col. 2 minus Col. 1)		
46. Surplus (contributed to) withdrawn from Separate Accounts during period		
47. Other changes in surplus in Separate Accounts Statement		
48. Change in surplus notes		
49. Cumulative effect of changes in accounting principles		
50. Capital changes:		
50.1 Paid in		2,500,000
50.2 Transferred from surplus (Stock Dividend)		
50.3 Transferred to surplus		
51. Surplus adjustment:		
51.1 Paid in		(2,534,160)
51.2 Transferred to capital (Stock Dividend)		
51.3 Transferred from capital		
51.4 Change in surplus as a result of reinsurance		
52. Dividends to stockholders		
53. Aggregate write-ins for gains and losses in surplus		
54. Net change in capital and surplus for the year (Lines 37 through 53)	(152,532)	(333,480)
55. Capital and surplus, December 31, current year (Lines 36 + 54) (Page 3, Line 38)	8,055,326	8,207,857
DETAILS OF WRITE-INS		
08.301.		
08.302.		
08.303.		
08.398. Summary of remaining write-ins for Line 8.3 from overflow page		
08.399. Totals (Lines 08.301 through 08.303 plus 08.398)(Line 8.3 above)		
2701.		
2702.		
2703.		
2798. Summary of remaining write-ins for Line 27 from overflow page		
2799. Totals (Lines 2701 through 2703 plus 2798)(Line 27 above)		
5301.		
5302.		
5303.		
5398. Summary of remaining write-ins for Line 53 from overflow page		
5399. Totals (Lines 5301 through 5303 plus 5398)(Line 53 above)		

ANNUAL STATEMENT FOR THE YEAR 2024 OF THE ENTRADA LIFE INSURANCE COMPANY

CASH FLOW

	1	2
	Current Year	Prior Year
Cash from Operations		
1. Premiums collected net of reinsurance	5,296	4,418
2. Net investment income	121,276	95,588
3. Miscellaneous income		
4. Total (Lines 1 through 3)	126,572	100,006
5. Benefit and loss related payments	40,500	42,394
6. Net transfers to Separate Accounts, Segregated Accounts and Protected Cell Accounts		
7. Commissions, expenses paid and aggregate write-ins for deductions	267,765	431,375
8. Dividends paid to policyholders		
9. Federal and foreign income taxes paid (recovered) net of \$ tax on capital gains (losses)		
10. Total (Lines 5 through 9)	308,265	473,769
11. Net cash from operations (Line 4 minus Line 10)	(181,692)	(373,763)
Cash from Investments		
12. Proceeds from investments sold, matured or repaid:		
12.1 Bonds	1,195,000	6,146,000
12.2 Stocks		
12.3 Mortgage loans		
12.4 Real estate		
12.5 Other invested assets		
12.6 Net gains or (losses) on cash, cash equivalents and short-term investments		
12.7 Miscellaneous proceeds	805,138	161,175
12.8 Total investment proceeds (Lines 12.1 to 12.7)	2,000,138	6,307,175
13. Cost of investments acquired (long-term only):		
13.1 Bonds	1,523,508	
13.2 Stocks		
13.3 Mortgage loans		
13.4 Real estate		
13.5 Other invested assets		
13.6 Miscellaneous applications	159,938	1,401,562
13.7 Total investments acquired (Lines 13.1 to 13.6)	1,683,446	1,401,562
14. Net increase/(decrease) in contract loans and premium notes	(368)	119
15. Net cash from investments (Line 12.8 minus Line 13.7 minus Line 14)	317,060	4,905,494
Cash from Financing and Miscellaneous Sources		
16. Cash provided (applied):		
16.1 Surplus notes, capital notes		
16.2 Capital and paid in surplus, less treasury stock		(15,578)
16.3 Borrowed funds		
16.4 Net deposits on deposit-type contracts and other insurance liabilities		
16.5 Dividends to stockholders		
16.6 Other cash provided (applied)	1,554	(10,307)
17. Net cash from financing and miscellaneous sources (Lines 16.1 to 16.4 minus Line 16.5 plus Line 16.6)	1,554	(25,885)
RECONCILIATION OF CASH, CASH EQUIVALENTS AND SHORT-TERM INVESTMENTS		
18. Net change in cash, cash equivalents and short-term investments (Line 11, plus Lines 15 and 17)	136,921	4,505,846
19. Cash, cash equivalents and short-term investments:		
19.1 Beginning of year	4,822,460	316,614
19.2 End of year (Line 18 plus Line 19.1)	4,959,381	4,822,460

Note: Supplemental disclosures of cash flow information for non-cash transactions:

--	--	--

**ANNUAL STATEMENT FOR THE YEAR 2024 OF THE ENTRADA LIFE INSURANCE COMPANY
ANALYSIS OF OPERATIONS BY LINES OF BUSINESS - SUMMARY**

	1	2	3	4	5	6	7	8	9
	Total	Individual Life	Group Life	Individual Annuities	Group Annuities	Accident and Health	Fraternal	Other Lines of Business	YRT Mortality Risk Only
1. Premiums and annuity considerations for life and accident and health contracts	5,296	5,296							
2. Considerations for supplementary contracts with life contingencies		XXX	XXX			XXX	XXX		XXX
3. Net investment income	126,668	109,022	17,646						
4. Amortization of Interest Maintenance Reserve (IMR)	(3,719)	(3,200)	(519)						
5. Separate Accounts net gain from operations excluding unrealized gains or losses							XXX		
6. Commissions and expense allowances on reinsurance ceded							XXX		
7. Reserve adjustments on reinsurance ceded							XXX		
8. Miscellaneous Income:									
8.1 Income from fees associated with investment management, administration and contract guarantees from Separate Accounts							XXX		
8.2 Charges and fees for deposit-type contracts						XXX	XXX		
8.3 Aggregate write-ins for miscellaneous income									
9. Totals (Lines 1 to 8.3)	128,245	111,118	17,127						
10. Death benefits	40,499	40,499				XXX	XXX		
11. Matured endowments (excluding guaranteed annual pure endowments)						XXX	XXX		
12. Annuity benefits		XXX	XXX			XXX	XXX		XXX
13. Disability benefits and benefits under accident and health contracts							XXX		
14. Coupons, guaranteed annual pure endowments and similar benefits							XXX		
15. Surrender benefits and withdrawals for life contracts						XXX	XXX		
16. Group conversions							XXX		
17. Interest and adjustments on contract or deposit-type contract funds							XXX		
18. Payments on supplementary contracts with life contingencies						XXX	XXX		
19. Increase in aggregate reserves for life and accident and health contracts	(19,763)	(19,763)					XXX		
20. Totals (Lines 10 to 19)	20,736	20,736					XXX		
21. Commissions on premiums, annuity considerations and deposit-type contract funds (direct business only)									XXX
22. Commissions and expense allowances on reinsurance assumed							XXX		
23. General insurance expenses and fraternal expenses	86,870	74,764	12,106						
24. Insurance taxes, licenses and fees, excluding federal income taxes	174,722	150,962	23,759						
25. Increase in loading on deferred and uncollected premiums							XXX		
26. Net transfers to or (from) Separate Accounts net of reinsurance							XXX		
27. Aggregate write-ins for deductions									
28. Totals (Lines 20 to 27)	282,328	246,462	35,865						
29. Net gain from operations before dividends to policyholders, refunds to members and federal income taxes (Line 9 minus Line 28)	(154,083)	(135,345)	(18,738)						
30. Dividends to policyholders and refunds to members							XXX		
31. Net gain from operations after dividends to policyholders, refunds to members and before federal income taxes (Line 29 minus Line 30)	(154,083)	(135,345)	(18,738)						
32. Federal income taxes incurred (excluding tax on capital gains)									
33. Net gain from operations after dividends to policyholders, refunds to members and federal income taxes and before realized capital gains or (losses) (Line 31 minus Line 32)	(154,083)	(135,345)	(18,738)						
34. Policies/certificates in force end of year	94	93	1				XXX		
DETAILS OF WRITE-INS									
08.301.									
08.302.									
08.303. Summary of remaining write-ins for Line 8.3 from overflow page									
08.398. Totals (Lines 08.301 through 08.303 plus 08.398) (Line 8.3 above)									
2701.									
2702.									
2703.									
2798. Summary of remaining write-ins for Line 27 from overflow page									
2799. Totals (Lines 2701 through 2703 plus 2798) (Line 27 above)									

ANNUAL STATEMENT FOR THE YEAR 2024 OF THE ENTRADA LIFE INSURANCE COMPANY
ANALYSIS OF OPERATIONS BY LINES OF BUSINESS - INDIVIDUAL LIFE INSURANCE (b)

	1	2	3	4	5	6	7	8	9	10	11	12
	Total	Industrial Life	Whole Life	Term Life	Indexed Life	Universal Life	Universal Life With Secondary Guarantees	Variable Life	Variable Universal Life	Credit Life (c)	Other Individual Life	YRT Mortality Risk Only
1. Premiums for life contracts (a)	5,296		5,296									
2. Considerations for supplementary contracts with life contingencies	XXX	XXX	XXX	XXX	XXX	XXX	XXX	XXX	XXX	XXX	XXX	XXX
3. Net investment income	109,022		109,022									
4. Amortization of Interest Maintenance Reserve (IMR)	(3,200)		(3,200)									
5. Separate Accounts net gain from operations excluding unrealized gains or losses												
6. Commissions and expense allowances on reinsurance ceded												
7. Reserve adjustments on reinsurance ceded												
8. Miscellaneous Income:												
8.1 Income from fees associated with investment management, administration and contract guarantees from Separate Accounts												
8.2 Charges and fees for deposit-type contracts												
8.3 Aggregate write-ins for miscellaneous income												
9. Totals (Lines 1 to 8.3)	111,118		111,118									
10. Death benefits	40,499		40,499									
11. Matured endowments (excluding guaranteed annual pure endowments)												
12. Annuity benefits	XXX	XXX	XXX	XXX	XXX	XXX	XXX	XXX	XXX	XXX	XXX	XXX
13. Disability benefits and benefits under accident and health contracts												
14. Coupons, guaranteed annual pure endowments and similar benefits												
15. Surrender benefits and withdrawals for life contracts												
16. Group conversions												
17. Interest and adjustments on contract or deposit-type contract funds												
18. Payments on supplementary contracts with life contingencies												
19. Increase in aggregate reserves for life and accident and health contracts	(19,763)		(19,763)									
20. Totals (Lines 10 to 19)	20,736		20,736									
21. Commissions on premiums, annuity considerations and deposit-type contract funds (direct business only)												XXX
22. Commissions and expense allowances on reinsurance assumed												
23. General insurance expenses	74,764		74,764									
24. Insurance taxes, licenses and fees, excluding federal income taxes	150,962		150,962									
25. Increase in loading on deferred and uncollected premiums												
26. Net transfers to or (from) Separate Accounts net of reinsurance												
27. Aggregate write-ins for deductions												
28. Totals (Lines 20 to 27)	246,462		246,462									
29. Net gain from operations before dividends to policyholders, refunds to members and federal income taxes (Line 9 minus Line 28)	(135,345)		(135,345)									
30. Dividends to policyholders and refunds to members												
31. Net gain from operations after dividends to policyholders, refunds to members and before federal income taxes (Line 29 minus Line 30)	(135,345)		(135,345)									
32. Federal income taxes incurred (excluding tax on capital gains)												
33. Net gain from operations after dividends to policyholders, refunds to members and federal income taxes and before realized capital gains or (losses) (Line 31 minus Line 32)	(135,345)		(135,345)									
34. Policies/certificates in force end of year	93		93									
DETAILS OF WRITE-INS												
08.301.												
08.302.												
08.303.												
08.398. Summary of remaining write-ins for Line 8.3 from overflow page												
08.399. Totals (Lines 08.301 through 08.303 plus 08.398) (Line 8.3 above)												
2701.												
2702.												
2703.												
2798. Summary of remaining write-ins for Line 27 from overflow page												
2799. Totals (Lines 2701 through 2703 plus 2798) (Line 27 above)												

(a) Include premium amounts for preneed plans included in Line 1
(b) Indicate if blocks of business in run-off that comprise less than 5% of premiums and less than 5% of reserve and loans liability are aggregated with material blocks of business and which columns are affected.
(c) Individual and Group Credit Life are combined and included on page. (Indicate whether included with Individual or Group.)

6.1

ANNUAL STATEMENT FOR THE YEAR 2024 OF THE ENTRADA LIFE INSURANCE COMPANY
ANALYSIS OF OPERATIONS BY LINES OF BUSINESS - GROUP LIFE INSURANCE (c)

	1	2	3	4	5	6	7	8	9
	Total	Whole Life	Term Life	Universal Life	Variable Life	Variable Universal Life	Credit Life (d)	Other Group Life (a)	YRT Mortality Risk Only
1. Premiums for life contracts ^(b)									
2. Considerations for supplementary contracts with life contingencies	XXX	XXX	XXX	XXX	XXX	XXX	XXX	XXX	XXX
3. Net investment income	17,646	17,646							
4. Amortization of Interest Maintenance Reserve (IMR)	(519)	(519)							
5. Separate Accounts net gain from operations excluding unrealized gains or losses									
6. Commissions and expense allowances on reinsurance ceded									
7. Reserve adjustments on reinsurance ceded									
8. Miscellaneous Income:									
8.1 Income from fees associated with investment management, administration and contract guarantees from Separate Accounts									
8.2 Charges and fees for deposit-type contracts									
8.3 Aggregate write-ins for miscellaneous income									
9. Totals (Lines 1 to 8.3)	17,127	17,127							
10. Death benefits									
11. Matured endowments (excluding guaranteed annual pure endowments)									
12. Annuity benefits	XXX	XXX	XXX	XXX	XXX	XXX	XXX	XXX	XXX
13. Disability benefits and benefits under accident and health contracts									
14. Coupons, guaranteed annual pure endowments and similar benefits									
15. Surrender benefits and withdrawals for life contracts									
16. Group conversions									
17. Interest and adjustments on contract or deposit-type contract funds									
18. Payments on supplementary contracts with life contingencies									
19. Increase in aggregate reserves for life and accident and health contracts									
20. Totals (Lines 10 to 19)									
21. Commissions on premiums, annuity considerations and deposit-type contract funds (direct business only)									XXX
22. Commissions and expense allowances on reinsurance assumed									
23. General insurance expenses	12,106	12,106							
24. Insurance taxes, licenses and fees, excluding federal income taxes	23,759	23,759							
25. Increase in loading on deferred and uncollected premiums									
26. Net transfers to or (from) Separate Accounts net of reinsurance									
27. Aggregate write-ins for deductions									
28. Totals (Lines 20 to 27)	35,865	35,865							
29. Net gain from operations before dividends to policyholders, refunds to members and federal income taxes (Line 9 minus Line 28)	(18,738)	(18,738)							
30. Dividends to policyholders and refunds to members									
31. Net gain from operations after dividends to policyholders, refunds to members and before federal income taxes (Line 29 minus Line 30)	(18,738)	(18,738)							
32. Federal income taxes incurred (excluding tax on capital gains)									
33. Net gain from operations after dividends to policyholders, refunds to members and federal income taxes and before realized capital gains or (losses) (Line 31 minus Line 32)	(18,738)	(18,738)							
34. Policies/certificates in force end of year	1	1							
DETAILS OF WRITE-INS									
08.301.									
08.302.									
08.303.									
08.398. Summary of remaining write-ins for Line 8.3 from overflow page									
08.399. Totals (Lines 08.301 through 08.303 plus 08.398) (Line 8.3 above)									
2701.									
2702.									
2703.									
2798. Summary of remaining write-ins for Line 27 from overflow page									
2799. Totals (Lines 2701 through 2703 plus 2798) (Line 27 above)									

(a) Includes the following amounts for FEGLI/SGLI: Line 1 , Line 10 , Line 16 , Line 23 , Line 24

(b) Include premium amounts for preneed plans included in Line 1

(c) Indicate if blocks of business in run-off that comprise less than 5% of premiums and less than 5% of reserve and loans liability are aggregated with material blocks of business and which columns are affected.

(d) Individual and Group Credit Life are combined and included on page. (Indicate whether included with Individual or Group.)

Analysis of Operations by Lines of Business - Individual Annuities

N O N E

Analysis of Operations by Lines of Business - Group Annuities

N O N E

Analysis of Operations by Lines of Business - Accident and Health

N O N E

ANNUAL STATEMENT FOR THE YEAR 2024 OF THE ENTRADA LIFE INSURANCE COMPANY
ANALYSIS OF INCREASE IN RESERVES DURING THE YEAR - INDIVIDUAL LIFE INSURANCE (a)

	1	2	3	4	5	6	7	8	9	10	11	12
	Total	Industrial Life	Whole Life	Term Life	Indexed Life	Universal Life	Universal Life With Secondary Guarantees	Variable Life	Variable Universal Life	Credit Life ^(b) (N/A Fraternal)	Other Individual Life	YRT Mortality Risk Only
Involving Life or Disability Contingencies (Reserves) (Net of Reinsurance Ceded)												
1. Reserve December 31 of prior year	428,788		428,788									
2. Tabular net premiums or considerations	3,553		3,553									
3. Present value of disability claims incurred												
4. Tabular interest	14,342		14,342									
5. Tabular less actual reserve released												
6. Increase in reserve on account of change in valuation basis												
6.1 Change in excess of VM-20 deterministic/stochastic reserve over net premium reserve		XXX								XXX		
7. Other increases (net)												
8. Totals (Lines 1 to 7)	446,684		446,684									
9. Tabular cost	10,323		10,323									
10. Reserves released by death	17,770		17,770									
11. Reserves released by other terminations (net)	9,567		9,567									
12. Annuity, supplementary contract and disability payments involving life contingencies												
13. Net transfers to or (from) Separate Accounts												
14. Total Deductions (Lines 9 to 13)	37,659		37,659									
15. Reserve December 31 of current year	409,025		409,025									
Cash Surrender Value and Policy Loans												
16. CSV Ending balance December 31, current year	369,764		369,764									
17. Amount Available for Policy Loans Based upon Line 16 CSV	14,676		14,676									

(a) Indicate if blocks of business in run-off that comprise less than 5% of premiums and less than 5% of reserve and loans liability are aggregated with material blocks of business and which columns are affected.
(b) Individual and Group Credit Life are combined and included on page. (Indicate whether included with Individual or Group.)

ANNUAL STATEMENT FOR THE YEAR 2024 OF THE ENTRADA LIFE INSURANCE COMPANY
ANALYSIS OF INCREASE IN RESERVES DURING THE YEAR - GROUP LIFE INSURANCE (a)
(N/A Fraternal)

	1	2	3	4	5	6	7	8	9
	Total	Whole Life	Term Life	Universal Life	Variable Life	Variable Universal Life	Credit Life ^(b)	Other Group Life	YRT Mortality Risk Only
Involving Life or Disability Contingencies (Reserves) (Net of Reinsurance Ceded)									
1. Reserve December 31 of prior year	68,446	68,446							
2. Tabular net premiums or considerations									
3. Present value of disability claims incurred									
4. Tabular interest	2,053	2,053							
5. Tabular less actual reserve released									
6. Increase in reserve on account of change in valuation basis									
7. Other increases (net)									
8. Totals (Lines 1 to 7)	70,499	70,499							
9. Tabular cost	2,053	2,053							
10. Reserves released by death									
11. Reserves released by other terminations (net)									
12. Annuity, supplementary contract and disability payments involving life contingencies									
13. Net transfers to or (from) Separate Accounts									
14. Total Deductions (Lines 9 to 13)	2,053	2,053							
15. Reserve December 31 of current year	68,446	68,446							
Cash Surrender Value and Policy Loans									
16. CSV Ending balance December 31, current year									
17. Amount Available for Policy Loans Based upon Line 16 CSV									

(a) Indicate if blocks of business in run-off that comprise less than 5% of premiums and less than 5% of reserve and loans liability are aggregated with material blocks of business and which columns are affected.
(b) Individual and Group Credit Life are combined and included on page. (Indicate whether included with Individual or Group.)

Analysis of Increase in Reserves During the Year - Individual Annuities

N O N E

Analysis of Increase in Reserves During the Year - Group Annuities

N O N E

ANNUAL STATEMENT FOR THE YEAR 2024 OF THE ENTRADA LIFE INSURANCE COMPANY

EXHIBIT OF NET INVESTMENT INCOME

	1	2
	Collected During Year	Earned During Year
1. U.S. Government bonds	(a) 52,966 54,505
1.1 Bonds exempt from U.S. tax	(a)
1.2 Other bonds (unaffiliated)	(a)
1.3 Bonds of affiliates	(a)
2.1 Preferred stocks (unaffiliated)	(b)
2.11 Preferred stocks of affiliates	(b)
2.2 Common stocks (unaffiliated)
2.21 Common stocks of affiliates
3. Mortgage loans	(c)
4. Real estate	(d)
5. Contract loans 732 732
6. Cash, cash equivalents and short-term investments	(e) 21,728 21,728
7. Derivative instruments	(f)
8. Other invested assets
9. Aggregate write-ins for investment income 49,703 49,703
10. Total gross investment income 125,129 126,668
11. Investment expenses	(g)
12. Investment taxes, licenses and fees, excluding federal income taxes	(g)
13. Interest expense	(h)
14. Depreciation on real estate and other invested assets	(i)
15. Aggregate write-ins for deductions from investment income
16. Total deductions (Lines 11 through 15)
17. Net investment income (Line 10 minus Line 16) 126,668
DETAILS OF WRITE-INS		
0901. MISCELLANEOUS INVESTMENT INCOME 49,703 49,703
0902.
0903.
0998. Summary of remaining write-ins for Line 9 from overflow page
0999. Totals (Lines 0901 through 0903 plus 0998) (Line 9, above) 49,703 49,703
1501.
1502.
1503.
1598. Summary of remaining write-ins for Line 15 from overflow page
1599. Totals (Lines 1501 through 1503 plus 1598) (Line 15, above)

- (a) Includes \$ 10,097 accrual of discount less \$ 6,245 amortization of premium and less \$ 10,198 paid for accrued interest on purchases.
- (b) Includes \$ accrual of discount less \$ amortization of premium and less \$ paid for accrued dividends on purchases.
- (c) Includes \$ accrual of discount less \$ amortization of premium and less \$ paid for accrued interest on purchases.
- (d) Includes \$ for company's occupancy of its own buildings; and excludes \$ interest on encumbrances.
- (e) Includes \$ accrual of discount less \$ amortization of premium and less \$ paid for accrued interest on purchases.
- (f) Includes \$ accrual of discount less \$ amortization of premium.
- (g) Includes \$ investment expenses and \$ investment taxes, licenses and fees, excluding federal income taxes, attributable to segregated and Separate Accounts.
- (h) Includes \$ interest on surplus notes and \$ interest on capital notes.
- (i) Includes \$ depreciation on real estate and \$ depreciation on other invested assets.

EXHIBIT OF CAPITAL GAINS (LOSSES)

	1	2	3	4	5
	Realized Gain (Loss) On Sales or Maturity	Other Realized Adjustments	Total Realized Capital Gain (Loss) (Columns 1 + 2)	Change in Unrealized Capital Gain (Loss)	Change in Unrealized Foreign Exchange Capital Gain (Loss)
1. U.S. Government bonds
1.1 Bonds exempt from U.S. tax
1.2 Other bonds (unaffiliated)
1.3 Bonds of affiliates
2.1 Preferred stocks (unaffiliated)
2.11 Preferred stocks of affiliates
2.2 Common stocks (unaffiliated)
2.21 Common stocks of affiliates
3. Mortgage loans
4. Real estate
5. Contract loans
6. Cash, cash equivalents and short-term investments
7. Derivative instruments
8. Other invested assets
9. Aggregate write-ins for capital gains (losses)
10. Total capital gains (losses)
NONE					
DETAILS OF WRITE-INS					
0901.
0902.
0903.
0998. Summary of remaining write-ins for Line 9 from overflow page
0999. Totals (Lines 0901 through 0903 plus 0998) (Line 9, above)

ANNUAL STATEMENT FOR THE YEAR 2024 OF THE ENTRADA LIFE INSURANCE COMPANY
EXHIBIT - 1 PART 1 - PREMIUMS AND ANNUITY CONSIDERATIONS FOR LIFE AND ACCIDENT AND HEALTH CONTRACTS

	1	2	3	4	5	6	7	8
	Total	Individual Life	Group Life	Individual Annuities	Group Annuities	Accident & Health	Fraternal	Other Lines of Business
FIRST YEAR (other than single)								
1. Uncollected								
2. Deferred and accrued								
3. Deferred, accrued and uncollected:								
3.1 Direct								
3.2 Reinsurance assumed								
3.3 Reinsurance ceded								
3.4 Net (Line 1 + Line 2)								
4. Advance								
5. Line 3.4 - Line 4								
6. Collected during year:								
6.1 Direct								
6.2 Reinsurance assumed								
6.3 Reinsurance ceded								
6.4 Net								
7. Line 5 + Line 6.4								
8. Prior year (uncollected + deferred and accrued - advance)								
9. First year premiums and considerations:								
9.1 Direct								
9.2 Reinsurance assumed								
9.3 Reinsurance ceded								
9.4 Net (Line 7 - Line 8)								
SINGLE								
10. Single premiums and considerations:								
10.1 Direct								
10.2 Reinsurance assumed								
10.3 Reinsurance ceded								
10.4 Net								
RENEWAL								
11. Uncollected								
12. Deferred and accrued								
13. Deferred, accrued and uncollected:								
13.1 Direct								
13.2 Reinsurance assumed								
13.3 Reinsurance ceded								
13.4 Net (Line 11 + Line 12)								
14. Advance459	.459						
15. Line 13.4 - Line 14	(459)	(459)						
16. Collected during year:								
16.1 Direct	5,296	5,296						
16.2 Reinsurance assumed								
16.3 Reinsurance ceded								
16.4 Net	5,296	5,296						
17. Line 15 + Line 16.4	4,837	4,837						
18. Prior year (uncollected + deferred and accrued - advance)	(459)	(459)						
19. Renewal premiums and considerations:								
19.1 Direct	5,296	5,296						
19.2 Reinsurance assumed								
19.3 Reinsurance ceded								
19.4 Net (Line 17 - Line 18)	5,296	5,296						
TOTAL								
20. Total premiums and annuity considerations:								
20.1 Direct	5,296	5,296						
20.2 Reinsurance assumed								
20.3 Reinsurance ceded								
20.4 Net (Lines 9.4 + 10.4 + 19.4)	5,296	5,296						

ANNUAL STATEMENT FOR THE YEAR 2024 OF THE ENTRADA LIFE INSURANCE COMPANY

EXHIBIT - 1 PART 2 - POLICYHOLDERS' DIVIDENDS, REFUNDS TO MEMBERS AND COUPONS APPLIED, REINSURANCE COMMISSIONS AND EXPENSE ALLOWANCES AND COMMISSIONS INCURRED (Direct Business Only)

	1	2	3	4	5	6	7	8
	Total	Individual Life	Group Life	Individual Annuities	Group Annuities	Accident & Health	Fraternal	Other Lines of Business
POLICYHOLDERS' DIVIDENDS, REFUNDS TO MEMBERS AND COUPONS APPLIED (included in Part 1)								
21. To pay renewal premiums								
22. All other								
REINSURANCE COMMISSIONS AND EXPENSE ALLOWANCES INCURRED								
23. First year (other than single):								
23.1 Reinsurance ceded								
23.2 Reinsurance assumed								
23.3 Net ceded less assumed								
24. Single:								
24.1 Reinsurance ceded								
24.2 Reinsurance assumed								
24.3 Net ceded less assumed								
25. Renewal:								
25.1 Reinsurance ceded								
25.2 Reinsurance assumed								
25.3 Net ceded less assumed								
26. Totals:								
26.1 Reinsurance ceded (Page 6, Line 6)								
26.2 Reinsurance assumed (Page 6, Line 22)								
26.3 Net ceded less assumed								
COMMISSIONS INCURRED (direct business only)								
27. First year (other than single)								
28. Single								
29. Renewal								
30. Deposit-type contract funds								
31. Totals (to agree with Page 6, Line 21)								

NONE

ANNUAL STATEMENT FOR THE YEAR 2024 OF THE ENTRADA LIFE INSURANCE COMPANY

EXHIBIT 2 - GENERAL EXPENSES

	Insurance				5 Investment	6 Fraternal	7 Total
	1 Life	2 Accident and Health		4 All Other Lines of Business			
		2 Cost Containment	3 All Other				
1. Rent							
2. Salaries and wages							
3.11 Contributions for benefit plans for employees							
3.12 Contributions for benefit plans for agents							
3.21 Payments to employees under non-funded benefit plans							
3.22 Payments to agents under non-funded benefit plans							
3.31 Other employee welfare							
3.32 Other agent welfare							
4.1 Legal fees and expenses	24,258						24,258
4.2 Medical examination fees							
4.3 Inspection report fees							
4.4 Fees of public accountants and consulting actuaries							
4.5 Expense of investigation and settlement of policy claims							
5.1 Traveling expenses							
5.2 Advertising							
5.3 Postage, express, telegraph and telephone							
5.4 Printing and stationery	1,369						1,369
5.5 Cost or depreciation of furniture and equipment							
5.6 Rental of equipment							
5.7 Cost or depreciation of EDP equipment and software							
6.1 Books and periodicals							
6.2 Bureau and association fees							
6.3 Insurance, except on real estate							
6.4 Miscellaneous losses							
6.5 Collection and bank service charges	30,737						30,737
6.6 Sundry general expenses	15,877						15,877
6.7 Group service and administration fees							
6.8 Reimbursements by uninsured plans							
7.1 Agency expense allowance							
7.2 Agents' balances charged off (less \$ recovered)							
7.3 Agency conferences other than local meetings							
8.1 Official publication (Fraternal Benefit Societies Only)	XXX	XXX	XXX	XXX	XXX		
8.2 Expense of supreme lodge meetings (Fraternal Benefit Societies Only)	XXX	XXX	XXX	XXX	XXX		
9.1 Real estate expenses							
9.2 Investment expenses not included elsewhere	14,628						14,628
9.3 Aggregate write-ins for expenses							
10. General expenses incurred	86,870					(b)	(a) 86,870
11. General expenses unpaid Dec. 31, prior year							
12. General expenses unpaid Dec. 31, current year							
13. Amounts receivable relating to uninsured plans, prior year							
14. Amounts receivable relating to uninsured plans, current year							
15. General expenses paid during year (Lines 10+11-12-13+14)	86,870						86,870
DETAILS OF WRITE-INS							
09.301.							
09.302.							
09.303.							
09.398. Summary of remaining write-ins for Line 9.3 from overflow page							
09.399. Totals (Lines 09.301 through 09.303 plus 09.398) (Line 9.3 above)							

(a) Includes management fees of \$ to affiliates and \$ to non-affiliates.

(b) Show the distribution of this amount in the following categories (Fraternal Benefit Societies Only):

1. Charitable \$; 2. Institutional \$; 3. Recreational and Health \$; 4. Educational \$; 5. Religious \$; 6. Membership \$; 7. Other \$; 8. Total \$

EXHIBIT 3 - TAXES, LICENSES AND FEES (EXCLUDING FEDERAL INCOME TAXES)

	Insurance			4 Investment	5 Fraternal	6 Total
	1 Life	2 Accident and Health	3 All Other Lines of Business			
1. Real estate taxes						
2. State insurance department licenses and fees	108,854					108,854
3. State taxes on premiums	42,384					42,384
4. Other state taxes, including \$ for employee benefits						
5. U.S. Social Security taxes						
6. All other taxes	23,484					23,484
7. Taxes, licenses and fees incurred	174,722					174,722
8. Taxes, licenses and fees unpaid Dec. 31, prior year	39,578					39,578
9. Taxes, licenses and fees unpaid Dec. 31, current year	33,404					33,404
10. Taxes, licenses and fees paid during year (Lines 7 + 8 - 9)	180,896					180,896

EXHIBIT 4 - DIVIDENDS OR REFUNDS

	1 Life	2 Accident and Health
	1. Applied to pay renewal premiums	
2. Applied to shorten the endowment or premium-paying period		
3. Applied to provide paid-up additions		
4. Applied to provide paid-up annuities		
5. Total Lines 1 through 4		
6. Paid in cash		
7. Left on deposit		
8. Aggregate write-ins for dividend or refund options		
9. Total Lines 5 through 8		
10. Amount due and unpaid		
11. Provision for dividends or refunds payable in the following calendar year		
12. Terminal dividends		
13. Provision for deferred dividend contracts		
14. Amount provisionally held for deferred dividend contracts not included in Line 13		
15. Total Lines 10 through 14		
16. Total from prior year		
17. Total dividends or refunds (Lines 9 + 15 - 16)		
DETAILS OF WRITE-INS		
0801.		
0802.		
0803.		
0898. Summary of remaining write-ins for Line 8 from overflow page		
0899. Totals (Lines 0801 through 0803 plus 0898) (Line 8 above)		

NONE

EXHIBIT 5 - INTERROGATORIES

- 1.1 Has the reporting entity ever issued both participating and non-participating contracts?..... Yes [X] No []
- 1.2 If not, state which kind is issued.
- 2.1 Does the reporting entity at present issue both participating and non-participating contracts?..... Yes [] No [X]
- 2.2 If not, state which kind is issued.
For the year ended December 31, 2024, the Company did not issue participating or non-participating policies.
- 3. Does the reporting entity at present issue or have in force contracts that contain non-guaranteed elements?..... Yes [] No [X]
If so, attach a statement that contains the determination procedures, answers to the interrogatories and an actuarial opinion as described in the instructions.
- 4. Has the reporting entity any assessment or stipulated premium contracts in force? Yes [] No [X]
If so, state:
4.1 Amount of insurance? \$
4.2 Amount of reserve? \$
4.3 Basis of reserve:
4.4 Basis of regular assessments:
4.5 Basis of special assessments:
4.6 Assessments collected during the year \$
- 5. If the contract loan interest rate guaranteed in any one or more of its currently issued contracts is less than 5%, not in advance, state the contract loan rate guarantees on any such contracts.
- 6. Does the reporting entity hold reserves for any annuity contracts that are less than the reserves that would be held on a standard basis? Yes [] No [X]
6.1 If so, state the amount of reserve on such contracts on the basis actually held:..... \$
6.2 That would have been held (on an exact or approximate basis) using the actual ages of the annuitants; the interest rate(s) used in 6.1; and the same mortality basis used by the reporting entity for the valuation of comparable annuity benefits issued to standard lives. If the reporting entity has no comparable annuity benefits for standard lives to be valued, the mortality basis shall be the table most recently approved by the state of domicile for valuing individual annuity benefits: \$
Attach statement of methods employed in their valuation.
- 7. Does the reporting entity have any Synthetic GIC contracts or agreements in effect as of December 31 of the current year? Yes [] No [X]
7.1 If yes, state the total dollar amount of assets covered by these contracts or agreements \$
7.2 Specify the basis (fair value, amortized cost, etc.) for determining the amount:
7.3 State the amount of reserves established for this business: \$
7.4 Identify where the reserves are reported in the blank:
- 8. Does the reporting entity have any Contingent Deferred Annuity contracts or agreements in effect as of December 31 of the current year? Yes [] No [X]
8.1 If yes, state the total dollar amount of account value covered by these contracts or agreements: \$
8.2 State the amount of reserves established for this business: \$
8.3 Identify where the reserves are reported in the blank:
- 9. Does the reporting entity have any Guaranteed Lifetime Income Benefit contracts, agreements or riders in effect as of December 31 of the current year? Yes [] No [X]
9.1 If yes, state the total dollar amount of any account value associated with these contracts, agreements or riders: \$
9.2 State the amount of reserves established for this business: \$
9.3 Identify where the reserves are reported in the blank:

EXHIBIT 5A - CHANGES IN BASES OF VALUATION DURING THE YEAR

1	Valuation Basis		4
Description of Valuation Class	2 Changed From	3 Changed To	Increase in Actuarial Reserve Due to Change
NONE			
9999999 - Total (Column 4, only)			

Exhibit 6 - Aggregate Reserves for Accident and Health Contracts

N O N E

Exhibit 7 - Deposit-Type Contracts

N O N E

Exhibit 8 - Contract Claims - Part 1 - Liability End of Current Year

N O N E

ANNUAL STATEMENT FOR THE YEAR 2024 OF THE ENTRADA LIFE INSURANCE COMPANY
EXHIBIT 8 - CLAIMS FOR LIFE AND ACCIDENT AND HEALTH CONTRACTS

PART 2 - Incurred During the Year

	1	2	3	4	5	6	7	8
	Total	Individual Life (a)	Group Life (b)	Individual Annuities	Group Annuities	Accident & Health	Fraternal	Other Lines of Business
1. Settlements During the Year:								
1.1 Direct	40,499	40,499						
1.2 Reinsurance assumed								
1.3 Reinsurance ceded								
1.4 Net	(c) 40,499	40,499						
2. Liability December 31, current year from Part 1:								
2.1 Direct								
2.2 Reinsurance assumed								
2.3 Reinsurance ceded								
2.4 Net								
3. Amounts recoverable from reinsurers December 31, current year								
4. Liability December 31, prior year:								
4.1 Direct								
4.2 Reinsurance assumed								
4.3 Reinsurance ceded								
4.4 Net								
5. Amounts recoverable from reinsurers December 31, prior year								
6. Incurred Benefits								
6.1 Direct	40,499	40,499						
6.2 Reinsurance assumed								
6.3 Reinsurance ceded								
6.4 Net	40,499	40,499						

- (a) Including matured endowments (but not guaranteed annual pure endowments) amounting to \$ in Line 1.1, \$ in Line 1.4.
 \$ in Line 6.1, and \$ in Line 6.4.
- (b) Including matured endowments (but not guaranteed annual pure endowments) amounting to \$ in Line 1.1, \$ in Line 1.4.
 \$ in Line 6.1, and \$ in Line 6.4.
- (c) Includes \$ premiums waived under total and permanent disability benefits.

ANNUAL STATEMENT FOR THE YEAR 2024 OF THE ENTRADA LIFE INSURANCE COMPANY

EXHIBIT OF NON-ADMITTED ASSETS

	1	2	3
	Current Year Total Nonadmitted Assets	Prior Year Total Nonadmitted Assets	Change in Total Nonadmitted Assets (Col. 2 - Col. 1)
1. Bonds (Schedule D)			
2. Stocks (Schedule D):			
2.1 Preferred stocks			
2.2 Common stocks			
3. Mortgage loans on real estate (Schedule B):			
3.1 First liens			
3.2 Other than first liens.....			
4. Real estate (Schedule A):			
4.1 Properties occupied by the company			
4.2 Properties held for the production of income.....			
4.3 Properties held for sale			
5. Cash (Schedule E - Part 1), cash equivalents (Schedule E - Part 2) and short-term investments (Schedule DA)			
6. Contract loans			
7. Derivatives (Schedule DB)			
8. Other invested assets (Schedule BA)			
9. Receivables for securities			
10. Securities lending reinvested collateral assets (Schedule DL)			
11. Aggregate write-ins for invested assets			
12. Subtotals, cash and invested assets (Lines 1 to 11)			
13. Title plants (for Title insurers only)			
14. Investment income due and accrued			
15. Premiums and considerations:			
15.1 Uncollected premiums and agents' balances in the course of collection		1,551	1,551
15.2 Deferred premiums, agents' balances and installments booked but deferred and not yet due .			
15.3 Accrued retrospective premiums and contracts subject to redetermination			
16. Reinsurance:			
16.1 Amounts recoverable from reinsurers			
16.2 Funds held by or deposited with reinsured companies			
16.3 Other amounts receivable under reinsurance contracts			
17. Amounts receivable relating to uninsured plans			
18.1 Current federal and foreign income tax recoverable and interest thereon			
18.2 Net deferred tax asset			
19. Guaranty funds receivable or on deposit			
20. Electronic data processing equipment and software			
21. Furniture and equipment, including health care delivery assets			
22. Net adjustment in assets and liabilities due to foreign exchange rates			
23. Receivables from parent, subsidiaries and affiliates			
24. Health care and other amounts receivable			
25. Aggregate write-ins for other-than-invested assets			
26. Total assets excluding Separate Accounts, Segregated Accounts and Protected Cell Accounts (Lines 12 to 25)		1,551	1,551
27. From Separate Accounts, Segregated Accounts and Protected Cell Accounts			
28. Total (Lines 26 and 27)		1,551	1,551
DETAILS OF WRITE-INS			
1101.			
1102.			
1103.			
1198. Summary of remaining write-ins for Line 11 from overflow page			
1199. Totals (Lines 1101 through 1103 plus 1198)(Line 11 above)			
2501.			
2502.			
2503.			
2598. Summary of remaining write-ins for Line 25 from overflow page			
2599. Totals (Lines 2501 through 2503 plus 2598)(Line 25 above)			

NOTES TO FINANCIAL STATEMENTS

NOTE 1 Summary of Significant Accounting Policies and Going Concern

A. Accounting Practices

Entrada Life Insurance Company (the "Company") prepares its statutory financial statements in conformity with accounting practices prescribed or permitted by the Arizona Department of Insurance and Financial Institutions ("DIFI").

The DIFI requires that insurance companies domiciled in the State of Arizona prepare their statutory basis financial statements in accordance with the National Association of Insurance Commissioners ("NAIC") Statements of Statutory Accounting Practices and Procedures ("SSAP"), subject to any deviations prescribed or permitted by the DIFI.

As of December 31, 2024, and December 31, 2023, there were no DIFI permitted or prescribed accounting practices differing from NAIC SSAP applicable to the Company's statutory financial statements.

A reconciliation of the Company's net income and capital and surplus between NAIC SSAP and practices prescribed and permitted by the DIFI is as follows:

	SSAP #	F/S Page	F/S Line #		December 31, 2024	December 31, 2023
NET INCOME						
(1) State basis (Page 4, Line 35, Columns 1 & 2)	XXX	XXX	XXX	\$	(154,083)	\$ (316,352)
(2) State Prescribed Practices that are an increase/(decrease) from NAIC SAP: NONE						
(3) State Permitted Practices that are an increase/(decrease) from NAIC SAP: NONE						
(4) NAIC SAP (1-2-3=4)	XXX	XXX	XXX	\$	(154,083)	\$ (316,352)
SURPLUS						
(5) State basis (Page 3, Line 38, Columns 1 & 2)	XXX	XXX	XXX	\$	8,055,326	\$ 8,207,857
(6) State Prescribed Practices that are an increase/(decrease) from NAIC SAP: NONE						
(7) State Permitted Practices that are an increase/(decrease) from NAIC SAP: NONE						
(8) NAIC SAP (5-6-7=8)	XXX	XXX	XXX	\$	8,055,326	\$ 8,207,857

B. Use of Estimates in the Preparation of the Financial Statements

The preparation of financial statements in conformity with SSAP requires management to make certain estimates that affect the reported assets and liabilities, including reporting or disclosure of contingent assets and liabilities as of the date of the financial statements and the reported amounts of revenues and expenses during the reporting period. Future events, including changes in interest rates and asset valuations, could cause actual results to differ in the near term from the estimates used in the financial statements.

The most significant estimates include those used in determining policy reserves and federal income taxes. Although some variability is inherent in these estimates, the recorded amounts reflect management's best estimates based on facts and circumstances as of the date of the financial statements. Management believes the amounts provided are appropriate.

C. Accounting Policy

Life premiums are recognized as revenue when due from policyholders under the terms of the insurance contract.

The Company utilizes actuarial tables to estimate the liabilities for losses.

D. Going Concern

The Company's management has evaluated its ability to continue as a going concern and does not have any substantial doubt the entity will continue as a going concern.

NOTE 2 Accounting Changes and Corrections of Errors

The Company had no material changes in accounting principles or correction of errors to report for the year ended December 31, 2024.

NOTE 3 Business Combinations and Goodwill

A. Statutory Purchase Method

During 2024, the Company did not have any business combinations taking the form of a statutory purchase.

B. Statutory Merger

During 2024, the Company did not have any business combinations taking the form of a statutory merger.

C. Assumption Reinsurance

As of December 31, 2024, the Company did not have goodwill resulting from assumption reinsurance.

D. Impairment Loss

As of December 31, 2024, the Company did not have any impaired assets related to business combinations or goodwill.

NOTES TO FINANCIAL STATEMENTS

E. Subcomponents and Calculation of Adjusted Surplus and Total Admitted Goodwill

As of December 31, 2024, the Company did not have any goodwill.

NOTE 4 Discontinued Operations

The Company did not have any discontinued operations during 2024.

NOTE 5 Investments

A. Mortgage Loans, including Mezzanine Real Estate Loans

The Company did not have any mortgage loans, including mezzanine real estate loans in 2024.

B. Debt Restructuring

The Company had no debt restructuring during the twelve months ended December 31, 2024.

C. Reverse Mortgages

The Company does not have any reverse mortgages as of December 31, 2024.

D. Loan-Backed Securities

At December 31, 2024, the Company had no exposure to subprime loan-backed securities. Substantially all of the owned securities are in the highest rated tranche of the pool in which they are structured and are not subordinated to any other tranche.

The process for evaluating loan-backed securities is based on a number of factors. The primary consideration in the evaluation process is the issuer's ability to meet current and future interest and principal payments as contractually stated at the time of purchase. The review of these securities includes an analysis of the cash flow modeling under various default scenarios considering independent third-party benchmarks, the seniority of the specific tranche within the structure of the security, the composition of the collateral and the actual default, loss severity, and prepayment experience exhibited. With the input of third-party assumptions for default projections, loss severity and prepayment expectations, the Company evaluates the cash flow projections to determine whether the security is performing in accordance with its contractual obligations.

E. Dollar Repurchase Agreements and/or Securities Lending Transactions

The Company did not have any dollar repurchase agreements or securities lending transactions in 2024.

F. Repurchase Agreements Transactions Accounted for as Secured Borrowing

The Company did not have any repurchase agreements transactions accounted for as secured borrowing in 2024.

G. Reverse Repurchase Agreements Transactions Accounted for as Secured Borrowing

The Company did not have any reverse repurchase agreements transactions accounted for as secured borrowing as of December 31, 2024.

H. Repurchase Agreements Transactions Accounted for as a Sale

The Company did not have any repurchase agreements transactions accounted for as a sale as of December 31, 2024.

I. Reverse Repurchase Agreements Transactions Accounted for as a Sale

The Company did not have any reverse repurchase agreements transactions accounted for as a sale as of December 31, 2024.

J. Real Estate

The Company did not have any investments in real estate as of December 31, 2024.

K. Low Income Housing tax Credits (LIHTC)

The Company did not have any investments in low-income housing tax credits as of December 31, 2024.

NOTES TO FINANCIAL STATEMENTS

L. Restricted Assets

1. Restricted Assets (Including Pledged)

Restricted Asset Category	Gross (Admitted & Nonadmitted) Restricted						
	Current Year					6	7
	1	2	3	4	5		
	Total General Account (G/A)	G/A Supporting S/A Activity (a)	Total Separate Account (S/A) Restricted Assets	S/A Assets Supporting G/A Activity (b)	Total (1 plus 3)	Total From Prior Year	Increase/ (Decrease) (5 minus 6)
a. Subject to contractual obligation for which liability is not shown	\$ -	\$ -	\$ -	\$ -	\$ -	\$ -	\$ -
b. Collateral held under security lending agreements	\$ -	\$ -	\$ -	\$ -	\$ -	\$ -	\$ -
c. Subject to repurchase agreements	\$ -	\$ -	\$ -	\$ -	\$ -	\$ -	\$ -
d. Subject to reverse repurchase agreements	\$ -	\$ -	\$ -	\$ -	\$ -	\$ -	\$ -
e. Subject to dollar repurchase agreements	\$ -	\$ -	\$ -	\$ -	\$ -	\$ -	\$ -
f. Subject to dollar reverse repurchase agreements	\$ -	\$ -	\$ -	\$ -	\$ -	\$ -	\$ -
g. Placed under option contracts	\$ -	\$ -	\$ -	\$ -	\$ -	\$ -	\$ -
h. Letter stock or securities restricted as to sale - excluding FHLB capital stock	\$ -	\$ -	\$ -	\$ -	\$ -	\$ -	\$ -
i. FHLB capital stock	\$ -	\$ -	\$ -	\$ -	\$ -	\$ -	\$ -
j. On deposit with states	\$ 2,234,315	\$ -	\$ -	\$ -	\$ 2,234,315	\$ 1,804,124	\$ 430,191
k. On deposit with other regulatory bodies	\$ -	\$ -	\$ -	\$ -	\$ -	\$ -	\$ -
l. Pledged collateral to FHLB (including assets backing funding agreements)	\$ -	\$ -	\$ -	\$ -	\$ -	\$ -	\$ -
m. Pledged as collateral not captured in other categories	\$ -	\$ -	\$ -	\$ -	\$ -	\$ -	\$ -
n. Other restricted assets	\$ -	\$ -	\$ -	\$ -	\$ -	\$ -	\$ -
o. Total Restricted Assets (Sum of a through n)	\$ 2,234,315	\$ -	\$ -	\$ -	\$ 2,234,315	\$ 1,804,124	\$ 430,191

(a) Subset of Column 1

(b) Subset of Column 3

Restricted Asset Category	Current Year			
	8	9	Percentage	
			Gross (Admitted & Non-admitted) Restricted to Total Assets (c)	Admitted Restricted to Total Admitted Assets (d)
	Total Non-admitted Restricted	Total Admitted Restricted (5 minus 8)		
a. Subject to contractual obligation for which liability is not shown	\$ -	\$ -	0.000%	0.000%
b. Collateral held under security lending agreements	\$ -	\$ -	0.000%	0.000%
c. Subject to repurchase agreements	\$ -	\$ -	0.000%	0.000%
d. Subject to reverse repurchase agreements	\$ -	\$ -	0.000%	0.000%
e. Subject to dollar repurchase agreements	\$ -	\$ -	0.000%	0.000%
f. Subject to dollar reverse repurchase agreements	\$ -	\$ -	0.000%	0.000%
g. Placed under option contracts	\$ -	\$ -	0.000%	0.000%
h. Letter stock or securities restricted as to sale - excluding FHLB capital stock	\$ -	\$ -	0.000%	0.000%
i. FHLB capital stock	\$ -	\$ -	0.000%	0.000%
j. On deposit with states	\$ -	\$ 2,234,315	26.052%	26.052%
k. On deposit with other regulatory bodies	\$ -	\$ -	0.000%	0.000%
l. Pledged collateral to FHLB (including assets backing funding agreements)	\$ -	\$ -	0.000%	0.000%
m. Pledged as collateral not captured in other categories	\$ -	\$ -	0.000%	0.000%
n. Other restricted assets	\$ -	\$ -	0.000%	0.000%
o. Total Restricted Assets (Sum of a through n)	\$ -	\$ 2,234,315	26.052%	26.052%

(c) Column 5 divided by Asset Page, Column 1, Line 28

(d) Column 9 divided by Asset Page, Column 3, Line 28

NOTES TO FINANCIAL STATEMENTS

2. As of December 31, 2024, the Company did not have assets pledged as collateral that are not captured in the categories shown in the table in Note 5L (1).
3. As of December 31, 2024, the Company did not have any other restricted assets that are not captured in the categories shown in the table in Note 5L(1).
4. As of December 31, 2024, the Company has not received any collateral that are reflected as assets within the financial statements.

M. Working Capital Finance Investments

The Company did not have any working capital finance investments as of December 31, 2024.

N. Offsetting and Netting of Assets and Liabilities

The Company did not have any offsetting and netting of assets and liabilities as of December 31, 2024.

O. 5GI Securities

The Company did not have any investments in 5GI securities as of December 31, 2024.

P. Short Sales

The Company did not have unsettled and settled short sale transactions outstanding as of December 31, 2024.

Q. Prepayment Penalty and Acceleration Fees

For the year ended December 31, 2024, the Company did not have any investment income from prepayment penalty and acceleration fees.

R. Reporting Entity's Share of Cash Pool by Asset Type

The Company did not have any cash pooling arrangements during 2024.

S. Aggregate Collateral Loans by Qualifying Investment Collateral

Collateral Type	Aggregate Collateral Loan*	Admitted	Nonadmitted
(1) Cash, Cash Equivalent & ST Investments			
a. Affiliated	\$ -		
b. Unaffiliated	\$ -		
(2) Bonds			
a. Affiliated	\$ -		
b. Unaffiliated	\$ -		
(3) Loan-Backed and Structured Securities			
a. Affiliated	\$ -		
b. Unaffiliated	\$ -		
(4) Preferred Stocks			
a. Affiliated	\$ -		
b. Unaffiliated	\$ -		
(5) Common Stocks			
a. Affiliated	\$ -		
b. Unaffiliated	\$ -		
(6) Real Estate			
a. Affiliated	\$ -		
b. Unaffiliated	\$ -		
(7) Mortgage Loans			
a. Affiliated	\$ -		
b. Unaffiliated	\$ -		
(8) Joint Ventures, Partnerships, LLC			
a. Affiliated	\$ -		
b. Unaffiliated	\$ -		
(9) Other Qualifying Investments			
a. Affiliated	\$ -		
b. Unaffiliated	\$ -		
(10) Collateral Does not Qualify as an Investment			
a. Affiliated	\$ -		
b. Unaffiliated	\$ -		
(11) Total	\$ -	\$ -	\$ -

* Aggregate Collateral Loan Total Line should equal Schedule BA, Part 1, Column 12, Book

NOTE 6 Joint Ventures, Partnerships and Limited Liability Companies

- A. The Company did not have any investments in joint ventures, partnerships, or limited liability companies that exceed 10% of its admitted assets as of December 31, 2024.
- B. The Company did not recognize any impairments write down for its investments in joint ventures, partnerships, or limited liability companies as of December 31, 2024.

NOTE 7 Investment Income

- A. Interest income is recognized on an accrual basis. Due and accrued income was excluded from surplus on the following bases:

The Company does not accrue income on bonds in default which are delinquent more than six months. Further, income is not accrued when collection is uncertain. Accrued income on bonds that are over 90 days past due is nonadmitted.
- B. At December 31, 2024, no amounts were excluded from investment income due and accrued.

NOTES TO FINANCIAL STATEMENTS

NOTE 8 Derivative Instruments

The Company did not have any derivative instruments as of December 31, 2024.

NOTE 9 Income Taxes

A. The components of the net deferred tax asset/(liability) at the end of current period are as follows:

1.

	As of End of Current Period			12/31/2023			Change		
	(1) Ordinary	(2) Capital	(3) (Col. 1 + 2) Total	(4) Ordinary	(5) Capital	(6) (Col. 4 + 5) Total	(7) (Col. 1 - 4) Ordinary	(8) (Col. 2 - 5) Capital	(9) (Col. 7 + 8) Total
(a) Gross Deferred Tax Assets	\$ 944,044	\$ -	\$ 944,044	\$ 917,456		\$ 917,456	\$ 26,588	\$ -	\$ 26,588
(b) Statutory Valuation Allowance Adjustment	\$ 941,350	\$ -	\$ 941,350	\$ 916,227		\$ 916,227	\$ 25,123	\$ -	\$ 25,123
(c) Adjusted Gross Deferred Tax Assets (1a - 1b)	\$ 2,694	\$ -	\$ 2,694	\$ 1,229	\$ -	\$ 1,229	\$ 1,465	\$ -	\$ 1,465
(d) Deferred Tax Assets Nonadmitted	\$ -	\$ -	\$ -	\$ -	\$ -	\$ -	\$ -	\$ -	\$ -
(e) Subtotal Net Admitted Deferred Tax Asset (1c - 1d)	\$ 2,694	\$ -	\$ 2,694	\$ 1,229	\$ -	\$ 1,229	\$ 1,465	\$ -	\$ 1,465
(f) Deferred Tax Liabilities	\$ 2,694	\$ -	\$ 2,694	\$ 1,229	\$ -	\$ 1,229	\$ 1,465	\$ -	\$ 1,465
(g) Net Admitted Deferred Tax Asset/(Net Deferred Tax Liability) (1e - 1f)	\$ -	\$ -	\$ -	\$ -	\$ -	\$ -	\$ -	\$ -	\$ -

2.

	As of End of Current Period			12/31/2023			Change		
	(1) Ordinary	(2) Capital	(3) (Col. 1 + 2) Total	(4) Ordinary	(5) Capital	(6) (Col. 4 + 5) Total	(7) (Col. 1 - 4) Ordinary	(8) (Col. 2 - 5) Capital	(9) (Col. 7 + 8) Total
Admission Calculation Components SSAP No. 101									
(a) Federal Income Taxes Paid In Prior Years Recoverable Through Loss Carrybacks	\$ -	\$ -	\$ -			\$ -	\$ -	\$ -	\$ -
(b) Adjusted Gross Deferred Tax Assets Expected To Be Realized (Excluding The Amount Of Deferred Tax Assets From 2(a) above) After Application of the Threshold Limitation. (The Lesser of 2(b)1 and 2(b)2 Below)	\$ -	\$ -	\$ -			\$ -	\$ -	\$ -	\$ -
1. Adjusted Gross Deferred Tax Assets Expected to be Realized Following the Balance Sheet Date.	\$ -	\$ -	\$ -			\$ -	\$ -	\$ -	\$ -
2. Adjusted Gross Deferred Tax Assets Allowed per Limitation Threshold.	XXX	XXX	\$ -	XXX	XXX		XXX	XXX	\$ -
(c) Adjusted Gross Deferred Tax Assets (Excluding The Amount Of Deferred Tax Assets From 2(a) and 2(b) above) Offset by Gross Deferred Tax Liabilities.	\$ 2,694	\$ -	\$ 2,694	\$ 1,229		\$ 1,229	\$ 1,465	\$ -	\$ 1,465
(d) Deferred Tax Assets Admitted as the result of application of SSAP No. 101. Total (2(a) + 2(b) + 2(c))	\$ 2,694	\$ -	\$ 2,694	\$ 1,229	\$ -	\$ 1,229	\$ 1,465	\$ -	\$ 1,465

3.

	2024	2023
a. Ratio Percentage Used To Determine Recovery Period And Threshold Limitation Amount.	293.730%	445.910%
b. Amount Of Adjusted Capital And Surplus Used To Determine Recovery Period And Threshold Limitation In 2(b)2 Above.	\$ 8,055,326	\$ 8,207,857

4.

	As of End of Current Period		12/31/2023		Change	
	(1) Ordinary	(2) Capital	(3) Ordinary	(4) Capital	(5) (Col. 1 - 3) Ordinary	(6) (Col. 2 - 4) Capital
Impact of Tax Planning Strategies:						
(a) Determination of adjusted gross deferred tax assets and net admitted deferred tax assets, by tax character as a percentage.						
1. Adjusted Gross DTAs amount from Note 9A1(c)	\$ 2,694	\$ -	\$ 1,229	\$ -	\$ 1,465	\$ -
2. Percentage of adjusted gross DTAs by tax character attributable to the impact of tax planning strategies	0.000%	0.000%	0.000%	0.000%	0.000%	0.000%
3. Net Admitted Adjusted Gross DTAs amount from Note 9A1(e)	\$ 2,694	\$ -	\$ 1,229	\$ -	\$ 1,465	\$ -
4. Percentage of net admitted adjusted gross DTAs by tax character admitted because of the impact of tax planning strategies	0.000%	0.000%	0.000%	0.000%	0.000%	0.000%

b. Do the Company's tax-planning strategies include the use of reinsurance? Yes No

B. As of December 31, 2024, the Company had no temporary differences for which deferred tax liabilities are not recognized.

NOTES TO FINANCIAL STATEMENTS

C. Current income taxes incurred consist of the following major components:

	(1) As of End of Current Period	(2) 12/31/2023	(3) (Col. 1 - 2) Change
1. Current Income Tax			
(a) Federal	\$ -		\$ -
(b) Foreign	\$ -		\$ -
(c) Subtotal (1a+1b)	\$ -	\$ -	\$ -
(d) Federal income tax on net capital gains	\$ -		\$ -
(e) Utilization of capital loss carry-forwards	\$ -		\$ -
(f) Other	\$ -		\$ -
(g) Federal and foreign income taxes incurred (1c+1d+1e+1f)	\$ -	\$ -	\$ -
2. Deferred Tax Assets:			
(a) Ordinary:			
(1) Discounting of unpaid losses	\$ -		\$ -
(2) Unearned premium reserve	\$ -		\$ -
(3) Policyholder reserves	\$ 1,136	\$ 8,995	\$ (7,859)
(4) Investments	\$ -		\$ -
(5) Deferred acquisition costs	\$ 3,060	\$ 3,060	\$ -
(6) Policyholder dividends accrual	\$ -		\$ -
(7) Fixed assets	\$ -		\$ -
(8) Compensation and benefits accrual	\$ -		\$ -
(9) Pension accrual	\$ -		\$ -
(10) Receivables - nonadmitted	\$ -		\$ -
(11) Net operating loss carry-forward	\$ 540,923	\$ 412,611	\$ 128,312
(12) Tax credit carry-forward	\$ -		\$ -
(13) Other	\$ 398,925	\$ 492,790	\$ (93,865)
(99) Subtotal (sum of 2a1 through 2a13)	\$ 944,044	\$ 917,456	\$ 26,588
(b) Statutory valuation allowance adjustment	\$ 941,350	\$ 916,227	\$ 25,123
(c) Nonadmitted	\$ -		\$ -
(d) Admitted ordinary deferred tax assets (2a99 - 2b - 2c)	\$ 2,694	\$ 1,229	\$ 1,465
(e) Capital:			
(1) Investments	\$ -		\$ -
(2) Net capital loss carry-forward	\$ -		\$ -
(3) Real estate	\$ -		\$ -
(4) Other	\$ -		\$ -
(99) Subtotal (2e1+2e2+2e3+2e4)	\$ -	\$ -	\$ -
(f) Statutory valuation allowance adjustment	\$ -		\$ -
(g) Nonadmitted	\$ -		\$ -
(h) Admitted capital deferred tax assets (2e99 - 2f - 2g)	\$ -	\$ -	\$ -
(i) Admitted deferred tax assets (2d + 2h)	\$ 2,694	\$ 1,229	\$ 1,465
3. Deferred Tax Liabilities:			
(a) Ordinary:			
(1) Investments	\$ 2,694	\$ 1,229	\$ 1,465
(2) Fixed assets	\$ -		\$ -
(3) Deferred and uncollected premium	\$ -		\$ -
(4) Policyholder reserves	\$ -		\$ -
(5) Other	\$ -	\$ -	\$ -
(99) Subtotal (3a1+3a2+3a3+3a4+3a5)	\$ 2,694	\$ 1,229	\$ 1,465
(b) Capital:			
(1) Investments	\$ -		\$ -
(2) Real estate	\$ -		\$ -
(3) Other	\$ -		\$ -
(99) Subtotal (3b1+3b2+3b3)	\$ -	\$ -	\$ -
(c) Deferred tax liabilities (3a99 + 3b99)	\$ 2,694	\$ 1,229	\$ 1,465
4. Net deferred tax assets/liabilities (2i - 3c)	\$ -	\$ -	\$ -

D. Reconciliation of Federal Income Tax Rate to Actual Effective Rate

The significant items causing a difference between the statutory federal income tax rate and the Company's effective income tax rate are as follows: The significant items causing a difference between the statutory federal income tax rate and the Company's effective income tax rate are as follows:

	Amounts	Effective Tax Rate (%)
Provisions computed at statutory rate	\$ (32,357)	21.00%
IMR	781	0.51%
Non-Deductible Expenses	53	0.03%
Statutory valuation allowance adjustment	31,523	-20.46%
Total	\$ -	0.00%

Federal income tax incurred	\$ -
Change in net deferred income taxes	\$ -
Total statutory income tax	\$ - 0.00%

E. As of December 31, 2024, the Company had a Net Operating Loss carryforwards in the amount of \$2,575,824 which does not expire.

F. The Company files a separate Life Insurance Company federal income tax return.

G. The Company has no tax loss contingencies for which it is reasonably possible that the total liability will significantly increase within twelve months of the reporting date.

NOTES TO FINANCIAL STATEMENTS

H. Repatriation Transition Tax (RTT)

The Company did not have any repatriation transition tax as of December 31, 2024.

I. Alternative Minimum Tax (AMT) Credit

The Company did not have any alternative minimum tax credit as of December 31, 2024.

NOTE 10 Information Concerning Parent, Subsidiaries, Affiliates and Other Related Parties

A. The Company is wholly owned by American National Group, Inc. ("Holding Company").

On May 2, 2024, American Equity Investment Life Holding Company ("AEL Hold Co"), an Iowa corporation merged with and into Arches Merger Sub Inc. ("Merger Sub"), an indirect wholly-owned subsidiary of Brookfield Wealth Solutions Ltd. ("Brookfield Wealth Solutions"), with AEL Hold Co surviving and becoming an indirect wholly-owned subsidiary of Brookfield Wealth Solutions (the "Merger"). In connection with the Merger, each issued and outstanding share of AEL Hold Co's common stock was converted into the right to receive cash and class A limited voting shares of Brookfield Asset Management Ltd. ("BAM"). On May 7, 2024, American National Group, LLC ("American National"), an indirect, wholly-owned subsidiary of Brookfield Wealth Solutions, merged with and into AEL Hold Co, with AEL Hold Co surviving as an indirect, wholly-owned subsidiary of Brookfield Wealth Solutions (the "Post-Effective Merger"). Subsequently, AEL Hold Co discontinued its existence as an Iowa corporation and continued its existence as a corporation incorporated in the State of Delaware (the "Reincorporation"). In connection with the Reincorporation, AEL changed its name to American National Group Inc. ANGI is an indirect, wholly-owned subsidiary of Brookfield Wealth Solutions. On September 4, 2024, Brookfield Wealth Solutions changed its name from Brookfield Reinsurance Ltd. to Brookfield Wealth Solutions Ltd. and, on September 6, 2024, changed its trading symbol from "BNRE" to "BNT".

B. On February 1, 2023, the Company was acquired by American Equity Investment Life Holding Company. Upon acquisition, the Company's name was changed from Langhorne Reinsurance (Arizona) LTD to Entrada Life Insurance Company.

The purchase was completed by transfer of existing equity ownership in exchange for \$19,573,206 consideration. The Company has 400,000 authorized shares of \$10 par common stock, with 250,000 outstanding as of December 31, 2024.

C. Transactions with related party who are not reported on Schedule Y

Please see Schedule Y, Part 2 for all reportable transactions by the Company and its affiliated insurers with other affiliates.

D. At December 31, 2024 and December 31, 2023, there were no amounts receivable due from affiliates or payable to affiliates.

E - G Please see Schedule Y, Part 2 for all reportable transactions by the Company and its affiliates.

H. The Company did not own shares of another upstream or intermediate parent, either directly or indirectly, via a downstream SCA company.

I. The Company does not own any interest in SCA entities whose carrying value is equal to or exceeds 10% of the admitted assets of the Company as of December 31, 2024.

J. The Company did not recognize any impairment write-downs for investments in SCA entities during 2024.

K. The Company did not own any investments in a foreign insurance subsidiary where CARVM and related Actuarial Guidelines were calculated as of December 31, 2024.

L. The Company did not own any investment in a downstream noninsurance holding companies as of December 31, 2024.

M. All SCA Investments

The Company did not have any SCA investments, as of December 31, 2024.

N. Investment in Insurance SCAs

The Company did not report any investments in an insurance SCA for which the statutory capital and surplus reflects a departure from the NAIC statutory accounting practices and procedures during the year ended December 31, 2024.

O. SCA or SSAP 48 Entity Loss Tracking

The Company did not have any SCA losses as of December 31, 2024.

NOTE 11 Debt

A. The Company has no debentures outstanding or any reverse repurchase agreements.

B. FHLB (Federal Home Loan Bank) Agreements

The Company does not have any FHLB agreements for the twelve months ended December 31, 2024.

NOTE 12 Retirement Plans, Deferred Compensation, Postemployment Benefits and Compensated Absences and Other Postretirement Benefit Plans

As of December 31, 2024, the Company did not sponsor any retirement plans, deferred compensation, postemployment benefits and compensated absences and other postretirement plans.

NOTE 13 Capital and Surplus, Dividend Restrictions and Quasi-Reorganizations

A. The Company has 400,000 shares of \$10 par value common stock authorized, of which 250,000 shares are issued and outstanding.

B. The Company has no preferred stock outstanding.

C. Prior approval of the Insurance Division is required for payment of dividends.

D. The Company did not pay cash dividends during 2024 and 2023.

E. Within the limitation of (C) above, there are no restrictions placed on the portion of Company profits that may be paid as ordinary dividends to the Company's stockholder.

F. No restrictions have been placed on the Company's unassigned surplus.

NOTES TO FINANCIAL STATEMENTS

- G. The Company does not have any advances to surplus not repaid.
- H. The Company held none of its stock or stock of affiliated companies for special purposes.
- I. The Company has not issued any surplus notes or debentures or similar obligations.
- J. The portion of unassigned funds (surplus) represented or reduced by cumulative unrealized gains and losses is \$0.
- K. The Company has not issued any surplus notes or debentures or similar obligations during 2024.
- L. The Company did not have any quasi-reorganizations during 2024.
- M. The Company did not have any quasi-reorganizations during 2024.

NOTE 14 Liabilities, Contingencies and Assessments

A. Contingent Commitments

The Company has no contingent commitments as of December 31, 2024.

B. Assessments

Assessments are from time to time, levied on the Company by life and health guaranty associations by most states in which the Company is licensed to cover losses to policyholders of insolvent or rehabilitated companies. In some states, these assessments can be partially recovered through a reduction in future premium taxes. The Company paid no assessments during 2024.

C. Gain Contingencies

The Company did not have any gain contingencies as of December 31, 2024.

D. Claims related extra contractual obligations and bad faith losses stemming from lawsuits

The Company did not pay amounts during the reporting period to settle claims related to extra contractual obligations or bad faith claims stemming from lawsuits.

E. Joint and Several Liabilities

The Company did not have any joint or several liabilities as of December 31, 2024.

F. All Other Contingencies

The Company is occasionally involved in litigation, both as a defendant and as a plaintiff. In addition, state regulatory bodies, such as state insurance departments, the Securities and Exchange Commission, the Department of Labor, and other regulatory bodies regularly make inquiries and conduct examinations or investigations concerning its compliance with, among other things, insurance laws, securities laws, and the Employee Retirement Income Security Act of 1974, as amended.

In accordance with applicable accounting guidelines, the Company will establish an accrued liability for litigation and regulatory matters when those matters present loss contingencies that are both probable and estimable. As a litigation or regulatory matter is developing, the Company, in conjunction with outside counsel, evaluates on an ongoing basis whether the matter presents a loss contingency that meets conditions indicating the need for accrual and/or disclosure. There can be no assurance that any pending or future litigation will not have a material adverse effect on its business, financial condition, or results of operations.

NOTE 15 Leases

No significant changes have occurred in disclosure from prior year end December 31, 2024.

NOTE 16 Information About Financial Instruments With Off-Balance Sheet Risk and Financial Instruments With Concentrations of Credit Risk

As of December 31, 2024, the Company had no financial instruments with off-balance sheet risk or any financial instruments with concentrations of credit risk.

NOTE 17 Sale, Transfer and Servicing of Financial Assets and Extinguishments of Liabilities

A. Transfers of Receivables Reported as Sales

For the year ended December 31, 2024, the Company had \$0 of receivable reported as sales.

B. Transfer and Servicing of Financial Assets

The Company did not have any transactions surrounding the transfers and servicing of financial assets during the year ended December 31, 2024.

C. Wash Sales

In the course of the Company's asset management, securities are sold and reacquired within 30 days of the sale date. During the year ended December 31, 2024, the Company did not have any transactions qualifying as wash sales.

NOTE 18 Gain or Loss to the Reporting Entity from Uninsured Plans and the Uninsured Portion of Partially Insured Plans

A. ASO Plans:

The Company did not have ASO plans during 2024.

B. ASC Plans:

The Company did not have any ASC plans during 2024.

C. Medicare or Similarly Structured Cost Based Reimbursement Contract

The Company did not have any Medicare or other similarly structured cost based reimbursement contracts during 2024.

NOTE 19 Direct Premium Written/Produced by Managing General Agents/Third Party Administrators

The Company did not have any direct premiums written by managing general agents or third party administrators during 2024.

NOTES TO FINANCIAL STATEMENTS

NOTE 20 Fair Value Measurements

- A. (1) None
- (2) None
- (3) Transfers of securities among the levels occur at times and depend on the type of inputs used to determine fair value of each security. There were no transfers between levels during any period presented.
- (4) Fair value is the price that would be received to sell an asset or paid to transfer a liability (exit price) in an orderly transaction between market participants at the measurement date. The objective of a fair value measurement is to determine that price for each financial instrument at each measurement date. The Company met this objective using various methods of valuation that include market, income and cost approaches.

The Company categorizes its financial instruments into three levels of fair value hierarchy based on the priority of inputs used in determining fair value. The hierarchy defines the highest priority inputs (Level 1) as quoted prices in active markets for identical assets or liabilities. The lowest priority inputs (Level 3) are the Company's assumptions about what a market participant would use in determining fair value such as estimated future cash flows. In certain cases, the inputs used to measure fair value may fall into different levels of the fair value hierarchy. In such cases, a financial instrument's level within the fair value hierarchy is based on the lowest level of input that is significant to the fair value measurement. The Company's assessment of the significance of a particular input to the fair value measurement in its entirety requires judgment and considers factors specific to the financial instrument. The Company categorizes its financial assets and liabilities recorded at fair value in the consolidated balance sheets as follows:

Level 1 - Quoted prices are available in active markets for identical financial instruments as of the reporting date. The Company does not adjust the quoted price for these financial instruments, even in situations where it holds a large position and a sale could reasonably impact the quoted price.

Level 2 - Quoted prices in active markets for similar financial instruments, quoted prices for identical or similar financial instruments in markets that are not active; and models and other valuation methodologies using inputs other than quoted prices that are observable.

Level 3 - Models and other valuation methodologies using significant inputs that are unobservable for financial instruments and include situations where there is little, if any, market activity for the financial instrument. The inputs into the determination of fair value require significant management judgment or estimation. Financial instruments that are included in Level 3 are securities for which no market activity or data exists and for which the Company used discounted expected future cash flows with its own assumptions about what a market participant would use in determining fair value.

- (5) None at December 31, 2024.

- B. None at December 31, 2024.

- C. Aggregate fair value for all financial instruments and the level within the fair value hierarchy in which the fair value measurements in their entirety fall.

The following table represents the fair values and admitted values of all admitted assets and liabilities that are financial instruments. The fair values are also categorized into the twelve-level fair value hierarchy.

Type of Financial Instrument	Aggregate Fair Value	Admitted Assets	(Level 1)	(Level 2)	(Level 3)	Net Asset Value (NAV)	Not Practicable (Carrying Value)
Bonds	\$ 2,965,284	\$ 2,981,660	\$ 2,965,284	\$ -	\$ -	\$ -	\$ -
Policy Loans	\$ 18,199	\$ 18,199					\$ 18,199
Cash and Cash Equivalents	\$ 4,959,381	\$ 4,959,381	\$ 4,959,381				

The following methods and assumptions were used by the Company in estimating the fair values of financial instruments.

Bonds: The fair values of bonds are obtained from third parties and are based on quoted market prices when available. The third parties use yield data and other factors relating to instruments or securities with similar characteristics to determine fair value for securities that are not actively traded.

Cash, cash equivalents, and short term investments: Amounts reported in the statutory-basis balance sheets for these instruments are reported at their historical cost which approximates fair value due to the nature of the assets assigned to this category.

- D. Not Practicable to Estimate Fair Value

The following table shows the type of financial instrument the Company has determined it is not practicable to estimate the fair value.

Type or Class of Financial Instrument	Carrying Value	Effective Interest Rate	Maturity Date	Explanation
Policy Loans	\$ 18,199			The Company has not attempted to determine the fair values associated with policy loans as the Company believes any differences between carrying values and fair values are immaterial to the Company's financial position and, accordingly, the cost to provide such disclosure does not justify the benefit to be derived. As a result, the Company also has not determined an effective interest rate or maturity date.

- E. None

NOTE 21 Other Items

- A. Unusual or Infrequent Items

The Company did not have any unusual or infrequent items during 2024.

- B. Troubled Debt Restructuring: Debtors

During the year ended December 31, 2024, the Company did not have any troubled debt restructuring.

- C. Other Disclosures

The Company did not have any unusual items or investments pledged as collateral as of December 31, 2024.

- D. Business Interruption Insurance Recoveries

The Company did not have any business interruption insurance recoveries during 2024.

- E. State Transferable and Non-transferable Tax Credits

The Company did not have any state transferable or non-transferable tax credits as of December 31, 2024.

NOTES TO FINANCIAL STATEMENTS

F. Subprime Mortgage Related Risk Exposure

The Company had no direct exposure through investments in subprime loans during 2024.

G. Retained Assets

As of December 31, 2024, the Company does not have any retained assets.

H. Insurance-Linked Securities (ILS) Contracts

As of December 31, 2024, the Company does not have any insurance-linked securities.

I. The Amount That Could Be Realized on Life Insurance Where the Reporting Entity is Owner and Beneficiary or Has Otherwise Obtained Rights to Control the Policy

The Company is not an owner and beneficiary of any life insurance policies during 2024.

J. Reporting Net Negative (Disallowed) Interest Maintenance Reserve (IMR)
(1) Net negative (disallowed) IMR

<u>Total</u>	<u>General Account</u>	<u>Insulated Separate Account</u>	<u>Non-Insulated Separate Account</u>
\$ 7,784	\$ 7,784	\$ -	\$ -

(2) Net negative (disallowed) IMR admitted

<u>Total</u>	<u>General Account</u>	<u>Insulated Separate Account</u>	<u>Non-Insulated Separate Account</u>
\$ 7,784	\$ 7,784	\$ -	\$ -

(3) Calculated adjusted capital and surplus

	Total
a. Prior Period General Account Capital & Surplus	\$ 8,072,249
From Prior Period SAP Financials	
b. Net Positive Goodwill (admitted)	\$ -
c. EDP Equipment & Operating System Software (admitted)	\$ -
d. Net DTAs (admitted)	\$ -
e. Net Negative (disallowed) IMR (admitted)	\$ (7,784)
f. Adjusted Capital & Surplus (a-(b+c+d+e))	\$ 8,080,033

(4) Percentage of adjusted capital and surplus

	Total
Percentage of Total Net Negative (disallowed) IMR admitted in General Account or recognized in Separate Account to adjusted capital and surplus	0.1%

(5) Allocated gains/losses to IMR from derivatives:
a. General Account

	Gains	Losses
1. Unamortized Fair Value Derivative Gains & Losses Realized to IMR - Prior Period		
2. Fair Value Derivative Gains & Losses Realized to IMR - Added in Current Period		
3. Fair Value Derivative Gains & Losses Amortized Over Current Period		
4. Unamortized Fair Value Derivative Gains & Losses Realized to IMR - Current Period Total	\$ -	\$ -

b. Separate Account - Insulated

	Gains	Losses
1. Unamortized Fair Value Derivative Gains & Losses Realized to IMR - Prior Period		
2. Fair Value Derivative Gains & Losses Realized to IMR - Added in Current Period		
3. Fair Value Derivative Gains & Losses Amortized Over Current Period		
4. Unamortized Fair Value Derivative Gains & Losses Realized to IMR - Current Period Total	\$ -	\$ -

c. Separate Account - Non-Insulated

	Gains	Losses
1. Unamortized Fair Value Derivative Gains & Losses Realized to IMR - Prior Period	\$ -	\$ -
2. Fair Value Derivative Gains & Losses Realized to IMR - Added in Current Period	\$ -	\$ -
3. Fair Value Derivative Gains & Losses Amortized Over Current Period	\$ -	\$ -
4. Unamortized Fair Value Derivative Gains & Losses Realized to IMR - Current Period Total	\$ -	\$ -

NOTE 22 Events Subsequent
Type I – Recognized Subsequent Events:

Subsequent events have been considered through February 17, 2025.

There are no subsequent events to report.

Type II – Nonrecognized Subsequent Events:

Subsequent events have been considered through February 17, 2025.

There are no subsequent events to report.

NOTES TO FINANCIAL STATEMENTS

NOTE 23 Reinsurance

A. Ceded Reinsurance Report

Section 1 - General Interrogatories

1. Are any of the reinsurers, listed in Schedule S as non-affiliated, owned in excess of 10% or controlled, either directly or indirectly, by the company or by any representative, officer, trustee, or director of the company?

Yes No

2. Have any policies issued by the Company been reinsured with a company chartered in a country other than the United States (excluding U.S. Branches of such companies) that is owned in excess of 10% or controlled directly or indirectly by an insured, a beneficiary, a creditor or any other person not primarily engaged in the insurance business?

Yes No

Section 2 - Ceded Reinsurance Report - Part A

1. Does the Company have any reinsurance agreements in effect under which the reinsurer may unilaterally cancel any reinsurance for reasons other than for nonpayment of premium or other similar credits?

Yes No

a. If yes, what is the estimated amount of aggregate reduction in surplus of a unilateral cancellation by the reinsurer as of the date of this statement, for those agreements in which cancellation results in a net obligation of the reporting entity to the reinsurer, and for which such obligation is not presently accrued? Where necessary, the reporting entity may consider the current or anticipated experience of the business reinsured in making this estimate. \$ _____

b. What is the total amount of reinsurance credits taken, whether as an asset or as a reduction of liability, for these agreements in this statement? \$ _____

2. Does the reporting entity have any reinsurance agreements in effect such that the amount of losses paid or accrued through the statement date may result in a payment to the reinsurer of amounts that, in aggregate and allowing for offset of mutual credits from other reinsurance agreements with the same reinsurer, exceed the total direct premium collected under the reinsured policies?

Yes No

Section 3 - Ceded Reinsurance Report - Part B

1. What is the estimated amount of the aggregate reduction in surplus, (for agreements other than those under which the reinsurer may unilaterally cancel for reasons other than for nonpayment of premium or other similar credits that are reflected in Section 2 above) of termination of ALL reinsurance agreements, by either party, as of the date of this statement? Where necessary, the Company may consider the current or anticipated experience of the business reinsured in making their estimate. \$ 250,000

2. Have any new agreements been executed or existing agreements amended, since January 1 of the year of this statement, to include policies or contracts in force or which had existing reserves established by the Company as of the effective date of the agreement?

Yes No

If yes, what is the amount of reinsurance credits, whether as asset or reduction of liability, taken for such new agreements or amendments? \$ 0

B. Uncollectible Reinsurance

The Company did not write off any uncollectible reinsurance during 2024.

C. Commutation of Reinsurance Reflected in Income and Expenses.

The Company did not commute any ceded reinsurance during 2024.

D. Certified Reinsurer Rating Downgraded or Status Subject to Revocation

The Company did not have any certified reinsurer's rating downgraded or status subject to revocation during 2024.

E-F. Reinsurance of Variable Annuity Contracts/Certificates with an Affiliated Captive Reinsurer

As of December 31, 2024, the Company did not reinsure variable annuity contracts with affiliated captive reinsurers.

Reserve Credits and Collateral Related to Reinsurance of Variable Annuity Contracts/Certificates with an Affiliated Captive Reinsurer

As of December 31, 2024, the Company did not reinsure variable annuity contracts with affiliated captive reinsurers.

G. Ceding Entities That Utilize Captive Reinsurers to Assume Reserves Subject to the XXX/ AXXX Captive Framework

The Company did not have any RBC shortfall for ceded XXXX/AXXX reinsurance with a captive reinsurer subject to the XXXX/AXXX captive framework during 2024.

H. Reinsurance Credit

1.-6. None

Note 24 Retrospectively Rated Contracts & Contracts Subject to Redetermination

A. Disclose the method used by the reporting entity to estimate accrued retrospective premium adjustments.

The Company does not have any retrospectively rated contracts or contracts subject to redetermination.

B. Disclose whether accrued retrospective premiums are recorded through written premium or as an adjustment to earned premium.

The Company does not have any retrospectively rated contracts or contracts subject to redetermination.

C. Disclose the amount of net premiums written that are subject to retrospective rating features, as well as the corresponding percentage to total net premiums written.

The Company does not have any retrospectively rated contracts or contracts subject to redetermination.

D. Medical loss ratio rebates required pursuant to the Public Health Service Act.

The Company does not have any medical loss ratio rebates.

NOTES TO FINANCIAL STATEMENTS

E. Risk Sharing Provisions of the Affordable Care Act

(1) Did the reporting entity write accident and health insurance premium which is subject to the Affordable Care Act risk sharing provisions (YES/NO)?

Yes No

The Company is not subject to the risk-sharing provisions of the Affordable Care Act.

NOTE 25 Change in Incurred Losses and Loss Adjustment Expenses

The Company did not have any changes in incurred losses and loss adjustment expense during 2024.

NOTE 26 Intercompany Pooling Arrangements

A.-G. The Company did not participate in any intercompany pooling arrangements during 2024.

NOTE 27 Structured Settlements

A. - B. The Company did not have any structured settlements in 2024.

NOTE 28 Health Care Receivables

A. - B. The Company did not have any health care receivables as of December 31, 2024.

NOTE 29 Participating Policies

The Company did not have any participating policies during 2024.

NOTE 30 Premium Deficiency Reserves

As of December 31, 2024, the Company did not have any contracts that would require premium deficiency reserves.

NOTE 31 Reserves for Life Contracts and Annuity Contracts

- (1) The Company waives deduction of fractional premiums upon the death of the insured and returns any portion of the final premium beyond the date of death. Surrender values are not promised in excess of legally computed reserves.
- (2) As part of the underwriting process, an individual may be determined to be substandard. In such cases, additional premiums are charged depending on such determination.

Unpaid claims include amounts for losses and related adjustment expenses and are determined using individual claim evaluations and statistical analysis. Unpaid claims represent estimates of the ultimate net costs of all losses, reported and unreported, which remain unpaid at the end of the current reporting period. These estimates are necessarily subject to the impact of future changes in claim severity, frequency and other factors. In spite of the variability inherent in such situations, management believes that the unpaid claim amounts are adequate. The estimates are continuously reviewed and as adjustments to these amounts become necessary, such adjustments are reflected in current operations.

- (3) As of December 31, 2024, the Company had no insurance in force for which the gross premiums are less than the net premiums according to the standard valuation set by the DIFI.
- (4) The Tabular Interest, Tabular Less Actual Reserves Released and Tabular Cost have been determined by formula as described in the instructions.
- (5) For the determination of Tabular Interest on funds not involving life contingencies for each valuation rate of interest, the tabular interest is calculated as one hundredth of the product of such valuation rate of interest times the mean of the amount of funds subject to such valuation rate of interest held at the beginning and end of the year of valuation.
- (6) The details for other changes:

None

NOTE 32 Analysis of Annuity Actuarial Reserves and Deposit Type Contract Liabilities by Withdrawal Characteristics

As of December 31, 2024, the Company had no Annuity or Deposit Fund business.

NOTES TO FINANCIAL STATEMENTS

NOTE 33 Analysis of Life Actuarial Reserves by Withdrawal Characteristics

A. General Account	Account Value	Cash Value	Reserve
(1) Subject to discretionary withdrawal, surrender values or policy loans:			
a. Term Policies with Cash Value	\$ -	\$ -	\$ -
b. Universal Life	\$ -	\$ -	\$ -
c. Universal Life with Secondary Guarantees	\$ -	\$ -	\$ -
d. Indexed Universal Life	\$ -	\$ -	\$ -
e. Indexed Universal Life with Secondary Guarantees	\$ -	\$ -	\$ -
f. Indexed Life	\$ -	\$ -	\$ -
g. Other Permanent Cash Value Life Insurance	\$ -	\$ 369,764	\$ 379,018
h. Variable Life	\$ -	\$ -	\$ -
i. Variable Universal Life	\$ -	\$ -	\$ -
j. Miscellaneous Reserves	\$ -	\$ -	\$ -
(2) Not subject to discretionary withdrawal or no cash values:			
a. Term Policies without Cash Value	XXX	XXX	\$ 37,900
b. Accidental Death Benefits	XXX	XXX	\$ -
c. Disability - Active Lives	XXX	XXX	\$ -
d. Disability - Disabled Lives	XXX	XXX	\$ 395,260
e. Miscellaneous Reserves	XXX	XXX	\$ 695
(3) Total (gross: direct + assumed)	\$ -	\$ 369,764	\$ 812,873
(4) Reinsurance ceded	\$ -	\$ -	\$ 326,814
(5) Total (net) (3) - (4)	\$ -	\$ 369,764	\$ 486,059

B. The Company did not have any separate accounts with guarantees as of December 31, 2024

C. The Company did not have any separate accounts without guarantees as of December 31, 2024.

D. Life & Accident & Health Annual Statement:	Amount
(1) Exhibit 5, Life Insurance Section, Total (net)	\$ 416,918
(2) Exhibit 5, Accidental Death Benefits Section, Total (net)	
(3) Exhibit 5, Disability - Active Lives Section, Total (net)	
(4) Exhibit 5, Disability - Disabled Lives Section, Total (net)	\$ 68,446
(5) Exhibit 5, Miscellaneous reserves Section, Total (net)	\$ 695
(6) Subtotal (1+2+3+4+5)	\$ 486,059
Separate Accounts Statement	
(7) Exhibit 3, Line 0199999, Column 2	\$ -
(8) Exhibit 3, Line 0499999, Column 2	\$ -
(9) Exhibit 3, Line 0599999, Column 2	\$ -
(10) Subtotal (7+8+9)	\$ -
(11) Combined Total (6+10)	\$ 486,059

The Company does not have any life reserves as of December 31, 2024.

NOTE 34 Premium & Annuity Considerations Deferred and Uncollected

The Company did not have any deferred and uncollected life insurance premiums and annuity consideration as of December 31, 2024.

NOTE 35 Separate Accounts

The Company did not have any Separate Accounts as of December 31, 2024.

NOTE 36 Loss/Claim Adjustment Expenses

The Company did not have loss/claim adjustment expense during 2024.

GENERAL INTERROGATORIES

**PART 1 - COMMON INTERROGATORIES
GENERAL**

- 1.1 Is the reporting entity a member of an Insurance Holding Company System consisting of two or more affiliated persons, one or more of which is an insurer? Yes [X] No []
If yes, complete Schedule Y, Parts 1, 1A, 2 and 3.

- 1.2 If yes, did the reporting entity register and file with its domiciliary State Insurance Commissioner, Director or Superintendent or with such regulatory official of the state of domicile of the principal insurer in the Holding Company System, a registration statement providing disclosure substantially similar to the standards adopted by the National Association of Insurance Commissioners (NAIC) in its Model Insurance Holding Company System Regulatory Act and model regulations pertaining thereto, or is the reporting entity subject to standards and disclosure requirements substantially similar to those required by such Act and regulations? Yes [X] No [] N/A []

- 1.3 State Regulating? Arizona

- 1.4 Is the reporting entity publicly traded or a member of a publicly traded group? Yes [X] No []

- 1.5 If the response to 1.4 is yes, provide the CIK (Central Index Key) code issued by the SEC for the entity/group. 0001039828

- 2.1 Has any change been made during the year of this statement in the charter, by-laws, articles of incorporation, or deed of settlement of the reporting entity? Yes [] No [X]

- 2.2 If yes, date of change:

- 3.1 State as of what date the latest financial examination of the reporting entity was made or is being made. 12/31/2023

- 3.2 State the as of date that the latest financial examination report became available from either the state of domicile or the reporting entity. This date should be the date of the examined balance sheet and not the date the report was completed or released. 12/31/2020

- 3.3 State as of what date the latest financial examination report became available to other states or the public from either the state of domicile or the reporting entity. This is the release date or completion date of the examination report and not the date of the examination (balance sheet date). 06/07/2022

- 3.4 By what department or departments?
ARIZONA DEPARTMENT OF INSURANCE

- 3.5 Have all financial statement adjustments within the latest financial examination report been accounted for in a subsequent financial statement filed with Departments? Yes [] No [] N/A [X]

- 3.6 Have all of the recommendations within the latest financial examination report been complied with? Yes [] No [] N/A [X]

- 4.1 During the period covered by this statement, did any agent, broker, sales representative, non-affiliated sales/service organization or any combination thereof under common control (other than salaried employees of the reporting entity) receive credit or commissions for or control a substantial part (more than 20 percent of any major line of business measured on direct premiums) of:
4.11 sales of new business? Yes [] No [X]
4.12 renewals? Yes [] No [X]

- 4.2 During the period covered by this statement, did any sales/service organization owned in whole or in part by the reporting entity or an affiliate, receive credit or commissions for or control a substantial part (more than 20 percent of any major line of business measured on direct premiums) of:
4.21 sales of new business? Yes [] No [X]
4.22 renewals? Yes [] No [X]

- 5.1 Has the reporting entity been a party to a merger or consolidation during the period covered by this statement? Yes [] No [X]
If yes, complete and file the merger history data file with the NAIC.

- 5.2 If yes, provide the name of the entity, NAIC company code, and state of domicile (use two letter state abbreviation) for any entity that has ceased to exist as a result of the merger or consolidation.

1 Name of Entity	2 NAIC Company Code	3 State of Domicile

- 6.1 Has the reporting entity had any Certificates of Authority, licenses or registrations (including corporate registration, if applicable) suspended or revoked by any governmental entity during the reporting period? Yes [] No [X]

- 6.2 If yes, give full information
.....

- 7.1 Does any foreign (non-United States) person or entity directly or indirectly control 10% or more of the reporting entity? Yes [] No [X]

- 7.2 If yes,
7.21 State the percentage of foreign control %
7.22 State the nationality(s) of the foreign person(s) or entity(s); or if the entity is a mutual or reciprocal, the nationality of its manager or attorney-in-fact and identify the type of entity(s) (e.g., individual, corporation, government, manager or attorney-in-fact).

1 Nationality	2 Type of Entity

ANNUAL STATEMENT FOR THE YEAR 2024 OF THE ENTRADA LIFE INSURANCE COMPANY

GENERAL INTERROGATORIES

- 8.1 Is the company a subsidiary of a depository institution holding company (DIHC) or a DIHC itself, regulated by the Federal Reserve Board? Yes [] No [X]
- 8.2 If the response to 8.1 is yes, please identify the name of the DIHC.
.....
- 8.3 Is the company affiliated with one or more banks, thrifts or securities firms? Yes [] No [X]
- 8.4 If response to 8.3 is yes, please provide below the names and locations (city and state of the main office) of any affiliates regulated by a federal financial regulatory services agency [i.e. the Federal Reserve Board (FRB), the Office of the Comptroller of the Currency (OCC), the Federal Deposit Insurance Corporation (FDIC) and the Securities Exchange Commission (SEC)] and identify the affiliate's primary federal regulator.

1 Affiliate Name	2 Location (City, State)	3 FRB	4 OCC	5 FDIC	6 SEC

- 8.5 Is the reporting entity a depository institution holding company with significant insurance operations as defined by the Board of Governors of Federal Reserve System or a subsidiary of the depository institution holding company? Yes [] No [X]
- 8.6 If response to 8.5 is no, is the reporting entity a company or subsidiary of a company that has otherwise been made subject to the Federal Reserve Board's capital rule? Yes [] No [X] N/A []
9. What is the name and address of the independent certified public accountant or accounting firm retained to conduct the annual audit?
DELOITTE & TOUCHE, LLP
699 WALNUT ST SUITE 1800
DES MOINES, IA 50309
- 10.1 Has the insurer been granted any exemptions to the prohibited non-audit services provided by the certified independent public accountant requirements as allowed in Section 7H of the Annual Financial Reporting Model Regulation (Model Audit Rule), or substantially similar state law or regulation? Yes [] No [X]
- 10.2 If the response to 10.1 is yes, provide information related to this exemption:
.....
- 10.3 Has the insurer been granted any exemptions related to the other requirements of the Annual Financial Reporting Model Regulation as allowed for in Section 18A of the Model Regulation, or substantially similar state law or regulation? Yes [] No [X]
- 10.4 If the response to 10.3 is yes, provide information related to this exemption:
.....
- 10.5 Has the reporting entity established an Audit Committee in compliance with the domiciliary state insurance laws? Yes [X] No [] N/A []
- 10.6 If the response to 10.5 is no or n/a, please explain.
.....
11. What is the name, address and affiliation (officer/employee of the reporting entity or actuary/consultant associated with an actuarial consulting firm) of the individual providing the statement of actuarial opinion/certification?
Daniel Rueschhoff, FSA, MAAA
Principal & Consultant
Milliman
18205 Capitol Ave, Suite 320
Omaha, NE 68022
- 12.1 Does the reporting entity own any securities of a real estate holding company or otherwise hold real estate indirectly? Yes [] No [X]
- 12.11 Name of real estate holding company ...
- 12.12 Number of parcels involved
- 12.13 Total book/adjusted carrying value \$
- 12.2 If yes, provide explanation
.....
- 13. FOR UNITED STATES BRANCHES OF ALIEN REPORTING ENTITIES ONLY:**
- 13.1 What changes have been made during the year in the United States manager or the United States trustees of the reporting entity?
.....
- 13.2 Does this statement contain all business transacted for the reporting entity through its United States Branch on risks wherever located? Yes [] No []
- 13.3 Have there been any changes made to any of the trust indentures during the year? Yes [] No []
- 13.4 If answer to (13.3) is yes, has the domiciliary or entry state approved the changes? Yes [] No [] N/A []
- 14.1 Are the senior officers (principal executive officer, principal financial officer, principal accounting officer or controller, or persons performing similar functions) of the reporting entity subject to a code of ethics, which includes the following standards? Yes [X] No []
- a. Honest and ethical conduct, including the ethical handling of actual or apparent conflicts of interest between personal and professional relationships;
- b. Full, fair, accurate, timely and understandable disclosure in the periodic reports required to be filed by the reporting entity;
- c. Compliance with applicable governmental laws, rules and regulations;
- d. The prompt internal reporting of violations to an appropriate person or persons identified in the code; and
- e. Accountability for adherence to the code.
- 14.11 If the response to 14.1 is No, please explain:
.....
- 14.2 Has the code of ethics for senior managers been amended? Yes [] No [X]
- 14.21 If the response to 14.2 is yes, provide information related to amendment(s).
.....
- 14.3 Have any provisions of the code of ethics been waived for any of the specified officers? Yes [] No [X]
- 14.31 If the response to 14.3 is yes, provide the nature of any waiver(s).
.....

GENERAL INTERROGATORIES

- 15.1 Is the reporting entity the beneficiary of a Letter of Credit that is unrelated to reinsurance where the issuing or confirming bank is not on the SVO Bank List? Yes [] No [X]
- 15.2 If the response to 15.1 is yes, indicate the American Bankers Association (ABA) Routing Number and the name of the issuing or confirming bank of the Letter of Credit and describe the circumstances in which the Letter of Credit is triggered.

1 American Bankers Association (ABA) Routing Number	2 Issuing or Confirming Bank Name	3 Circumstances That Can Trigger the Letter of Credit	4 Amount

BOARD OF DIRECTORS

16. Is the purchase or sale of all investments of the reporting entity passed upon either by the board of directors or a subordinate committee thereof? Yes [X] No []
17. Does the reporting entity keep a complete permanent record of the proceedings of its board of directors and all subordinate committees thereof? Yes [X] No []
18. Has the reporting entity an established procedure for disclosure to its board of directors or trustees of any material interest or affiliation on the part of any of its officers, directors, trustees or responsible employees that is in conflict or is likely to conflict with the official duties of such person? Yes [X] No []

FINANCIAL

19. Has this statement been prepared using a basis of accounting other than Statutory Accounting Principles (e.g., Generally Accepted Accounting Principles)? Yes [] No [X]
- 20.1 Total amount loaned during the year (inclusive of Separate Accounts, exclusive of policy loans):
- 20.11 To directors or other officers.....\$
 - 20.12 To stockholders not officers.....\$
 - 20.13 Trustees, supreme or grand (Fraternal Only) \$
- 20.2 Total amount of loans outstanding at the end of year (inclusive of Separate Accounts, exclusive of policy loans):
- 20.21 To directors or other officers.....\$
 - 20.22 To stockholders not officers.....\$
 - 20.23 Trustees, supreme or grand (Fraternal Only) \$
- 21.1 Were any assets reported in this statement subject to a contractual obligation to transfer to another party without the liability for such obligation being reported in the statement? Yes [] No [X]
- 21.2 If yes, state the amount thereof at December 31 of the current year:
- 21.21 Rented from others.....\$
 - 21.22 Borrowed from others.....\$
 - 21.23 Leased from others\$
 - 21.24 Other\$
- 22.1 Does this statement include payments for assessments as described in the Annual Statement Instructions other than guaranty fund or guaranty association assessments? Yes [] No [X]
- 22.2 If answer is yes:
- 22.21 Amount paid as losses or risk adjustment \$
 - 22.22 Amount paid as expenses\$
 - 22.23 Other amounts paid\$
- 23.1 Does the reporting entity report any amounts due from parent, subsidiaries or affiliates on Page 2 of this statement? Yes [X] No []
- 23.2 If yes, indicate any amounts receivable from parent included in the Page 2 amount: \$ 16,920
- 24.1 Does the insurer utilize third parties to pay agent commissions in which the amounts advanced by the third parties are not settled in full within 90 days? Yes [] No [X]
- 24.2 If the response to 24.1 is yes, identify the third-party that pays the agents and whether they are a related party.

Name of Third-Party	Is the Third-Party Agent a Related Party (Yes/No)

INVESTMENT

- 25.01 Were all the stocks, bonds and other securities owned December 31 of current year, over which the reporting entity has exclusive control, in the actual possession of the reporting entity on said date? (other than securities lending programs addressed in 25.03)..... Yes [X] No []

ANNUAL STATEMENT FOR THE YEAR 2024 OF THE ENTRADA LIFE INSURANCE COMPANY

GENERAL INTERROGATORIES

- 25.02 If no, give full and complete information, relating thereto
.....
- 25.03 For securities lending programs, provide a description of the program including value for collateral and amount of loaned securities, and whether collateral is carried on or off-balance sheet. (an alternative is to reference Note 17 where this information is also provided)
The Company did not participate in a securities lending program in 2024.
- 25.04 For the reporting entity's securities lending program, report amount of collateral for conforming programs as outlined in the Risk-Based Capital Instructions. \$
- 25.05 For the reporting entity's securities lending program, report amount of collateral for other programs. \$
- 25.06 Does your securities lending program require 102% (domestic securities) and 105% (foreign securities) from the counterparty at the outset of the contract? Yes [] No [] N/A [X]
- 25.07 Does the reporting entity non-admit when the collateral received from the counterparty falls below 100%? Yes [] No [] N/A [X]
- 25.08 Does the reporting entity or the reporting entity's securities lending agent utilize the Master Securities lending Agreement (MSLA) to conduct securities lending? Yes [] No [] N/A [X]
- 25.09 For the reporting entity's securities lending program state the amount of the following as of December 31 of the current year:
- 25.091 Total fair value of reinvested collateral assets reported on Schedule DL, Parts 1 and 2 \$
- 25.092 Total book/adjusted carrying value of reinvested collateral assets reported on Schedule DL, Parts 1 and 2 \$
- 25.093 Total payable for securities lending reported on the liability page \$

- 26.1 Were any of the stocks, bonds or other assets of the reporting entity owned at December 31 of the current year not exclusively under the control of the reporting entity or has the reporting entity sold or transferred any assets subject to a put option contract that is currently in force? (Exclude securities subject to Interrogatory 21.1 and 25.03). Yes [X] No []
- 26.2 If yes, state the amount thereof at December 31 of the current year:
- 26.21 Subject to repurchase agreements \$
- 26.22 Subject to reverse repurchase agreements \$
- 26.23 Subject to dollar repurchase agreements \$
- 26.24 Subject to reverse dollar repurchase agreements \$
- 26.25 Placed under option agreements \$
- 26.26 Letter stock or securities restricted as to sale - excluding FHLB Capital Stock \$
- 26.27 FHLB Capital Stock \$
- 26.28 On deposit with states \$ 2,234,315
- 26.29 On deposit with other regulatory bodies \$
- 26.30 Pledged as collateral - excluding collateral pledged to an FHLB \$
- 26.31 Pledged as collateral to FHLB - including assets backing funding agreements \$
- 26.32 Other \$

26.3 For category (26.26) provide the following:

1 Nature of Restriction	2 Description	3 Amount
.....

- 27.1 Does the reporting entity have any hedging transactions reported on Schedule DB? Yes [] No [X]
- 27.2 If yes, has a comprehensive description of the hedging program been made available to the domiciliary state? Yes [] No [] N/A [X]
If no, attach a description with this statement.

LINES 27.3 through 27.5: FOR LIFE/FRATERNAL REPORTING ENTITIES ONLY:

- 27.3 Does the reporting entity utilize derivatives to hedge variable annuity guarantees subject to fluctuations as a result of interest rate sensitivity? Yes [] No [X]
- 27.4 If the response to 27.3 is YES, does the reporting entity utilize:
- 27.41 Special accounting provision of SSAP No. 108 Yes [] No []
- 27.42 Permitted accounting practice Yes [] No []
- 27.43 Other accounting guidance Yes [] No []
- 27.5 By responding YES to 27.41 regarding utilizing the special accounting provisions of SSAP No. 108, the reporting entity attests to the following: Yes [] No []
- The reporting entity has obtained explicit approval from the domiciliary state.
 - Hedging strategy subject to the special accounting provisions is consistent with the requirements of VM-21.
 - Actuarial certification has been obtained which indicates that the hedging strategy is incorporated within the establishment of VM-21 reserves and provides the impact of the hedging strategy within the Actuarial Guideline Conditional Tail Expectation Amount.
 - Financial Officer Certification has been obtained which indicates that the hedging strategy meets the definition of a Clearly Defined Hedging Strategy within VM-21 and that the Clearly Defined Hedging Strategy is the hedging strategy being used by the company in its actual day-to-day risk mitigation efforts.
- 28.1 Were any preferred stocks or bonds owned as of December 31 of the current year mandatorily convertible into equity, or, at the option of the issuer, convertible into equity? Yes [] No [X]
- 28.2 If yes, state the amount thereof at December 31 of the current year. \$
29. Excluding items in Schedule E, Part 3 - Special Deposits, real estate, mortgage loans and investments held physically in the reporting entity's offices, vaults or safety deposit boxes, were all stocks, bonds and other securities, owned throughout the current year held pursuant to a custodial agreement with a qualified bank or trust company in accordance with Section 1, III - General Examination Considerations, F. Outsourcing of Critical Functions, Custodial or Safekeeping Agreements of the NAIC Financial Condition Examiners Handbook?..... Yes [X] No []

29.01 For agreements that comply with the requirements of the NAIC Financial Condition Examiners Handbook, complete the following:

1 Name of Custodian(s)	2 Custodian's Address
JP Morgan Chase Bank NA	Monroe, LA

ANNUAL STATEMENT FOR THE YEAR 2024 OF THE ENTRADA LIFE INSURANCE COMPANY

GENERAL INTERROGATORIES

29.02 For all agreements that do not comply with the requirements of the NAIC Financial Condition Examiners Handbook, provide the name, location and a complete explanation:

1 Name(s)	2 Location(s)	3 Complete Explanation(s)

29.03 Have there been any changes, including name changes, in the custodian(s) identified in 29.01 during the current year?..... Yes [] No [X]

29.04 If yes, give full and complete information relating thereto:

1 Old Custodian	2 New Custodian	3 Date of Change	4 Reason

29.05 Investment management – Identify all investment advisors, investment managers, broker/dealers, including individuals that have the authority to make investment decisions on behalf of the reporting entity. This includes both primary and sub-advisors. For assets that are managed internally by employees of the reporting entity, note as such. ["...that have access to the investment accounts"; "...handle securities"]

1 Name of Firm or Individual	2 Affiliation
AMERICAN NATIONAL GROUP INC.	A.....

29.0597 For those firms/individuals listed in the table for Question 29.05, do any firms/individuals unaffiliated with the reporting entity (i.e., designated with a "U") manage more than 10% of the reporting entity's invested assets?..... Yes [X] No []

29.0598 For firms/individuals unaffiliated with the reporting entity (i.e., designated with a "U") listed in the table for Question 29.05, does the total assets under management aggregate to more than 50% of the reporting entity's invested assets?..... Yes [X] No []

29.06 For those firms or individuals listed in the table for 29.05 with an affiliation code of "A" (affiliated) or "U" (unaffiliated), provide the information for the table below.

1 Central Registration Depository Number	2 Name of Firm or Individual	3 Legal Entity Identifier (LEI)	4 Registered With	5 Investment Management Agreement (IMA) Filed
107105	AMERICAN NATIONAL GROUP INC.	5493001RRC5M591MY93	SEC #801-48433	DS.....

30.1 Does the reporting entity have any diversified mutual funds reported in Schedule D - Part 2 (diversified according to the Securities and Exchange Commission (SEC) in the Investment Company Act of 1940 [Section 5(b)(1)])? Yes [] No [X]

30.2 If yes, complete the following schedule:

1 CUSIP #	2 Name of Mutual Fund	3 Book/Adjusted Carrying Value
30.2999 - Total		

30.3 For each mutual fund listed in the table above, complete the following schedule:

1 Name of Mutual Fund (from above table)	2 Name of Significant Holding of the Mutual Fund	3 Amount of Mutual Fund's Book/Adjusted Carrying Value Attributable to the Holding	4 Date of Valuation

ANNUAL STATEMENT FOR THE YEAR 2024 OF THE ENTRADA LIFE INSURANCE COMPANY
GENERAL INTERROGATORIES

31. Provide the following information for all short-term and long-term bonds and all preferred stocks. Do not substitute amortized value or statement value for fair value.

	1	2	3
	Statement (Admitted) Value	Fair Value	Excess of Statement over Fair Value (-), or Fair Value over Statement (+)
31.1 Bonds	2,981,660	2,965,284	(16,376)
31.2 Preferred stocks			
31.3 Totals	2,981,660	2,965,284	(16,376)

31.4 Describe the sources or methods utilized in determining the fair values:

Bonds and stock are typically valued based on quoted market prices or estimated from independent pricing services such as Interactive Data Corporation and Reuters. For less liquid securities, quotes are obtained from broker/dealers or through internal pricing by investment advisors based on market inputs.

32.1 Was the rate used to calculate fair value determined by a broker or custodian for any of the securities in Schedule D? Yes No

32.2 If the answer to 32.1 is yes, does the reporting entity have a copy of the broker's or custodian's pricing policy (hard copy or electronic copy) for all brokers or custodians used as a pricing source? Yes No

32.3 If the answer to 32.2 is no, describe the reporting entity's process for determining a reliable pricing source for purposes of disclosure of fair value for Schedule D:

33.1 Have all the filing requirements of the Purposes and Procedures Manual of the NAIC Investment Analysis Office been followed? Yes No

33.2 If no, list exceptions:

34. By self-designating 5GI securities, the reporting entity is certifying the following elements of each self-designated 5GI security:
 a. Documentation necessary to permit a full credit analysis of the security does not exist or an NAIC CRP credit rating for an FE or PL security is not available.
 b. Issuer or obligor is current on all contracted interest and principal payments.
 c. The insurer has an actual expectation of ultimate payment of all contracted interest and principal.
 Has the reporting entity self-designated 5GI securities? Yes No

35. By self-designating PLGI securities, the reporting entity is certifying its compliance with the requirements as specified in the Purposes and Procedures Manual of the NAIC Investment Analysis Office (P&P Manual) for private letter rating (PLR) securities and the following elements of each self-designated PLGI security:
 a. The security was either:
 i. issued prior to January 1, 2018 (which is exempt from PLR filing requirements pursuant to the P&P Manual), or
 ii. issued from January 1, 2018 to December 31, 2021 and subject to a confidentiality agreement executed prior to January 1, 2022 which confidentiality agreement remains in force, for which an insurance company cannot provide a copy of a private letter rating rationale report to the SVO due to confidentiality or other contractual reasons ("waived submission PLR securities").
 b. The reporting entity is holding capital commensurate with the NAIC Designation and NAIC Designation Category reported for the security.
 c. The NAIC Designation and NAIC Designation Category were derived from the credit rating assigned by an NAIC CRP in its legal capacity as a NRSRO which is shown on a current private letter rating, dated during the financial statement year, held by the insurer and available for examination by state insurance regulators.
 d. Other than for waived submission PLR securities, defined above, on or after January 1, 2024 for any PLR securities issued on or after January 1, 2022, if the reporting entity is not permitted to share this private credit rating or the private rating letter rationale report of the PL security with the SVO, it certifies that it is reporting it as an NAIC 5.B GI and may not assign any other self-designation.
 Has the reporting entity self-designated PLGI to securities, all of which meet the above requirement and as specified in the P&P Manual? Yes No

36. By assigning FE to a Schedule BA non-registered private fund, the reporting entity is certifying the following elements of each self-designated FE fund:
 a. The shares were purchased prior to January 1, 2019.
 b. The reporting entity is holding capital commensurate with the NAIC Designation reported for the security.
 c. The security had a public credit rating(s) with annual surveillance assigned by an NAIC CRP in its legal capacity as an NRSRO prior to January 1, 2019.
 d. The fund only or predominantly holds bonds in its portfolio.
 e. The current reported NAIC Designation was derived from the public credit rating(s) with annual surveillance assigned by an NAIC CRP in its legal capacity as an NRSRO.
 f. The public credit rating(s) with annual surveillance assigned by an NAIC CRP has not lapsed.
 Has the reporting entity assigned FE to Schedule BA non-registered private funds that complied with the above criteria? Yes No

37. By rolling/renewing short-term or cash equivalent investments with continued reporting on Schedule DA, Part 1 or Schedule E Part 2 (identified through a code (%) in those investment schedules), the reporting entity is certifying to the following:
 a. The investment is a liquid asset that can be terminated by the reporting entity on the current maturity date.
 b. If the investment is with a nonrelated party or nonaffiliate, then it reflects an arms-length transaction with renewal completed at the discretion of all involved parties.
 c. If the investment is with a related party or affiliate, then the reporting entity has completed robust re-underwriting of the transaction for which documentation is available for regulator review.
 d. Short-term and cash equivalent investments that have been renewed/rolled from the prior period that do not meet the criteria in 37.a - 37.c are reported as long-term investments.
 Has the reporting entity rolled/renewed short-term or cash equivalent investments in accordance with these criteria? Yes No N/A

GENERAL INTERROGATORIES

38.1 Does the reporting entity directly hold cryptocurrencies? Yes [] No [X]

38.2 If the response to 38.1 is yes, on what schedule are they reported?

39.1 Does the reporting entity directly or indirectly accept cryptocurrencies as payments for premiums on policies? Yes [] No [X]

39.2 If the response to 39.1 is yes, are the cryptocurrencies held directly or are they immediately converted to U.S. dollars?
 39.21 Held directly Yes [] No []
 39.22 Immediately converted to U.S. dollars Yes [] No []

39.3 If the response to 38.1 or 39.1 is yes, list all cryptocurrencies accepted for payments of premiums or that are held directly.

1	2	3
Name of Cryptocurrency	Immediately Converted to USD, Directly Held, or Both	Accepted for Payment of Premiums

OTHER

40.1 Amount of payments to trade associations, service organizations and statistical or rating bureaus, if any? \$

40.2 List the name of the organization and the amount paid if any such payment represented 25% or more of the total payments to trade associations, service organizations, and statistical or rating bureaus during the period covered by this statement.

1	2
Name	Amount Paid

41.1 Amount of payments for legal expenses, if any? \$ 24,258

41.2 List the name of the firm and the amount paid if any such payment represented 25% or more of the total payments for legal expenses during the period covered by this statement.

1	2
Name	Amount Paid
Katak Rock LLP	24,258

42.1 Amount of payments for expenditures in connection with matters before legislative bodies, officers, or departments of government, if any? \$

42.2 List the name of the firm and the amount paid if any such payment represented 25% or more of the total payment expenditures in connection with matters before legislative bodies, officers, or departments of government during the period covered by this statement.

1	2
Name	Amount Paid

ANNUAL STATEMENT FOR THE YEAR 2024 OF THE ENTRADA LIFE INSURANCE COMPANY

GENERAL INTERROGATORIES

PART 2 - LIFE, ACCIDENT AND HEALTH COMPANIES/FRATERNAL BENEFIT SOCIETIES INTERROGATORIES

Life, Accident and Health Companies/Fraternal Benefit Societies:

- 1.1 Does the reporting entity have any direct Medicare Supplement Insurance in force? Yes [] No [X]
- 1.2 If yes, indicate premium earned on U.S. business only.\$
- 1.3 What portion of Item (1.2) is not reported on the Medicare Supplement Insurance Experience Exhibit?\$
- 1.31 Reason for excluding:
.....
- 1.4 Indicate amount of earned premium attributable to Canadian and/or Other Alien not included in Item (1.2) above.\$
- 1.5 Indicate total incurred claims on all Medicare Supplement insurance.\$
- 1.6 Individual policies:
- Most current three years:
- 1.61 Total premium earned\$
- 1.62 Total incurred claims\$
- 1.63 Number of covered lives
- All years prior to most current three years:
- 1.64 Total premium earned\$
- 1.65 Total incurred claims\$
- 1.66 Number of covered lives
- 1.7 Group policies:
- Most current three years:
- 1.71 Total premium earned\$
- 1.72 Total incurred claims\$
- 1.73 Number of covered lives
- All years prior to most current three years:
- 1.74 Total premium earned\$
- 1.75 Total incurred claims\$
- 1.76 Number of covered lives

2. Health Test:

	1 Current Year	2 Prior Year
2.1 Premium Numerator		
2.2 Premium Denominator	5,296	4,796
2.3 Premium Ratio (2.1/2.2)	0.000	0.000
2.4 Reserve Numerator		
2.5 Reserve Denominator	486,059	505,822
2.6 Reserve Ratio (2.4/2.5)	0.000	0.000

- 3.1 Does this reporting entity have Separate Accounts? Yes [] No [X]
- 3.2 If yes, has a Separate Accounts statement been filed with this Department? Yes [] No [] N/A []
- 3.3 What portion of capital and surplus funds of the reporting entity covered by assets in the Separate Accounts statement, is not currently distributable from the Separate Accounts to the general account for use by the general account?\$
- 3.4 State the authority under which Separate Accounts are maintained:
.....
- 3.5 Was any of the reporting entity's Separate Accounts business reinsured as of December 31? Yes [] No []
- 3.6 Has the reporting entity assumed by reinsurance any Separate Accounts business as of December 31? Yes [] No []
- 3.7 If the reporting entity has assumed Separate Accounts business, how much, if any, reinsurance assumed receivable for reinsurance of Separate Accounts reserve expense allowances is included as a negative amount in the liability for "Transfers to Separate Accounts due or accrued (net)"?\$
4. For reporting entities having sold annuities to another insurer where the insurer purchasing the annuities has obtained a release of liability from the claimant (payee) as the result of the purchase of an annuity from the reporting entity only:
- 4.1 Amount of loss reserves established by these annuities during the current year:\$
- 4.2 List the name and location of the insurance company purchasing the annuities and the statement value on the purchase date of the annuities.

1	2
P&C Insurance Company And Location	Statement Value on Purchase Date of Annuities (i.e., Present Value)

GENERAL INTERROGATORIES

PART 2 - LIFE, ACCIDENT AND HEALTH COMPANIES/FRATERNAL BENEFIT SOCIETIES INTERROGATORIES

- 5.1 Do you act as a custodian for health savings accounts? Yes [] No [X]
- 5.2 If yes, please provide the amount of custodial funds held as of the reporting date. \$
- 5.3 Do you act as an administrator for health savings accounts? Yes [] No [X]
- 5.4 If yes, please provide the balance of funds administered as of the reporting date. \$
- 6.1 Are any of the captive affiliates reported on Schedule S, Part 3, authorized reinsurers? Yes [] No [] N/A [X]
- 6.2 If the answer to 6.1 is yes, please provide the following:

1 Company Name	2 NAIC Company Code	3 Domiciliary Jurisdiction	4 Reserve Credit	Assets Supporting Reserve Credit		
				5 Letters of Credit	6 Trust Agreements	7 Other
.....

7. Provide the following for individual ordinary life insurance* policies (U.S. business only) for the current year (prior to reinsurance assumed or ceded).
- 7.1 Direct Premium Written \$ 5,296
- 7.2 Total Incurred Claims \$ 40,499
- 7.3 Number of Covered Lives 93

*Ordinary Life Insurance Includes
Term (whether full underwriting, limited underwriting, jet issue, "short form app")
Whole Life (whether full underwriting, limited underwriting, jet issue, "short form app")
Variable Life (with or without secondary guarantee)
Universal Life (with or without secondary guarantee)
Variable Universal Life (with or without secondary guarantee)

8. Is the reporting entity licensed or chartered, registered, qualified, eligible or writing business in at least two states? Yes [X] No []
- 8.1 If no, does the reporting entity assume reinsurance business that covers risks residing in at least one state other than the state of domicile of the reporting entity? Yes [] No []
9. Reporting entities admitting net negative (disallowed) interest maintenance reserve (IMR) attest to the following:
- a. Fixed income investments generating IMR losses comply with the reporting entity's documented investment or liability management policies.
- b. IMR losses for fixed income related derivatives are all in accordance with prudent and documented risk management procedures, in accordance with a reporting entity's derivative use plans and reflect symmetry with historical treatment in which unrealized derivative gains were reversed to IMR and amortized in lieu of being recognized as realized gains upon derivative termination.
- c. Any deviation to (a) was either because of a temporary and transitory timing issue or related to a specific event, such as a reinsurance transaction, that mechanically made the cause of IMR losses not reflective of reinvestment activities.
- d. Asset sales that were generating admitted negative IMR were not compelled by liquidity pressures (e.g., to fund significant cash outflows including, but not limited to excess withdrawals and collateral calls).
- Is the reporting entity admitting net negative (disallowed) IMR in accordance with these criteria? Yes [X] No [] N/A []

10. Provide the current-year amounts at risk for the following categories.
- | <u>Individual and Industrial Life</u> | | Amount at Risk |
|---|----------------|----------------|
| 10.01 Modified Coinsurance Assumed Reserves | \$ | |
| 10.02 Modified Coinsurance Ceded Reserves | \$ | |
| <u>Individual and Industrial Life Policies With Pricing Flexibility</u> | | Amount at Risk |
| 10.03 Net Amount (Direct + Assumed - Ceded) in Force | \$ | |
| 10.04 Exhibit 5 Life Reserves (Direct + Assumed - Ceded) | \$ | |
| 10.05 Separate Account Exhibit 3 Life Reserves (Direct + Assumed - Ceded) | \$ | |
| 10.06 Net Modified Coinsurance Reserves (Assumed - Ceded) | \$ | |
| 10.07 Life Reserves (10.04 + 10.05 + 10.06) | \$ | |
| 10.08 Life Net Amount at Risk (10.03 - 10.07) | \$ | |
| <u>Individual and Industrial Term Life Policies Without Pricing Flexibility</u> | | Amount at Risk |
| 10.09 Net Amount (Direct + Assumed - Ceded) in Force | \$ | 645,367 |
| 10.10 Exhibit 5 Life Reserves (Direct + Assumed - Ceded) | \$ | 416,918 |
| 10.11 Separate Account Exhibit 3 Life Reserves (Direct + Assumed - Ceded) | \$ | |
| 10.12 Net Modified Coinsurance Reserves (Assumed - Ceded) | \$ | |
| 10.13 Life Reserves (10.10 + 10.11 + 10.12) | \$ | 416,918 |
| 10.14 Life Net Amount at Risk (10.09 - 10.13) | \$ | 228,449 |

GENERAL INTERROGATORIES

PART 2 - LIFE, ACCIDENT AND HEALTH COMPANIES/FRATERNAL BENEFIT SOCIETIES INTERROGATORIES

<u>Group and Credit Life (Excluding FEGLI/SGLI)</u>		Amount at Risk
10.15	Modified Coinsurance Assumed Reserves	\$
10.16	Modified Coinsurance Ceded Reserves	\$
 <u>Group and Credit Term Life (Excluding FEGLI/SGLI) with Remaining Rate Terms 36 Months and Under</u>		 Amount of Risk
10.17	Net Amount (Direct + Assumed - Ceded) in Force	\$
10.18	Exhibit 5 Life Reserves (Direct + Assumed - Ceded)	\$
10.19	Separate Account Exhibit 3 Life Reserves (Direct + Assumed - Ceded)	\$
10.20	Net Modified Coinsurance Reserves (Assumed - Ceded)	\$
10.21	Life Reserves (10.18 + 10.19 + 10.20)	\$
10.22	Life Net Amount at Risk (10.17 - 10.21)	\$
 <u>Group and Credit Term Life (Excluding FEGLI/SGLI) with Remaining Rate Terms Over 36 Months</u>		 Amount of Risk
10.23	Net Amount (Direct + Assumed - Ceded) in Force	\$
10.24	Exhibit 5 Life Reserves (Direct + Assumed - Ceded)	\$
10.25	Separate Account Exhibit 3 Life Reserves (Direct + Assumed - Ceded)	\$
10.26	Net Modified Coinsurance Reserves (Assumed - Ceded)	\$
10.27	Life Reserves (10.24 + 10.25 + 10.26)	\$
10.28	Life Net Amount at Risk (10.23 - 10.27)	\$
 <u>Group and Credit Permanent Life (Excluding FEGLI/SGLI) with Pricing Flexibility</u>		 Amount of Risk
10.29	Net Amount (Direct + Assumed - Ceded) in Force	\$
10.30	Exhibit 5 Life Reserves (Direct + Assumed - Ceded)	\$
10.31	Separate Account Exhibit 3 Life Reserves (Direct + Assumed - Ceded)	\$
10.32	Net Modified Coinsurance Reserves (Assumed - Ceded)	\$
10.33	Life Reserves (10.30 + 10.31 + 10.32)	\$
10.34	Life Net Amount at Risk (10.29 - 10.33)	\$

Life, Accident and Health Companies Only:

- 11.1 Are personnel or facilities of this reporting entity used by another entity or entities or are personnel or facilities of another entity or entities used by this reporting entity (except for activities such as administration of jointly underwritten group contracts and joint mortality or morbidity studies)? Yes [X] No []
- 11.2 Net reimbursement of such expenses between reporting entities:
- | | |
|----------------------|----------|
| 11.21 Paid | \$ |
| 11.22 Received | \$ |
- 12.1 Does the reporting entity write any guaranteed interest contracts? Yes [] No [X]
- 12.2 If yes, what amount pertaining to these lines is included in:
- | | |
|----------------------------|----------|
| 12.21 Page 3, Line 1 | \$ |
| 12.22 Page 4, Line 1 | \$ |
13. For stock reporting entities only:
- 13.1 Total amount paid in by stockholders as surplus funds since organization of the reporting entity: \$..... 4,948,711
14. Total dividends paid stockholders since organization of the reporting entity:
- | | |
|-------------------|----------|
| 14.11 Cash | \$ |
| 14.12 Stock | \$ |
- 15.1 Does the reporting entity reinsure any Workers' Compensation Carve-Out business defined as: Yes [] No [X]
 Reinsurance (including retrocessional reinsurance) assumed by life and health insurers of medical, wage loss and death benefits of the occupational illness and accident exposures, but not the employers liability exposures, of business originally written as workers' compensation insurance.
- 15.2 If yes, has the reporting entity completed the Workers' Compensation Carve-Out Supplement to the Annual Statement? Yes [] No []
- 15.3 If 15.1 is yes, the amounts of earned premiums and claims incurred in this statement are:
- | | 1 | 2 | 3 |
|---|------------------------|----------------------|-----------------|
| | Reinsurance
Assumed | Reinsurance
Ceded | Net
Retained |
| 15.31 Earned premium | | | |
| 15.32 Paid claims | | | |
| 15.33 Claim liability and reserve (beginning of year) | | | |
| 15.34 Claim liability and reserve (end of year) | | | |
| 15.35 Incurred claims | | | |

ANNUAL STATEMENT FOR THE YEAR 2024 OF THE ENTRADA LIFE INSURANCE COMPANY
GENERAL INTERROGATORIES

PART 2 - LIFE, ACCIDENT AND HEALTH COMPANIES/FRATERNAL BENEFIT SOCIETIES INTERROGATORIES

15.4 If reinsurance assumed included amounts with attachment points below \$1,000,000, the distribution of the amounts reported in Lines 15.31 and 15.34 for Column (1) are:

	Attachment Point	1 Earned Premium	2 Claim Liability and Reserve
15.41	<\$25,000
15.42	\$25,000 - 99,999
15.43	\$100,000 - 249,999
15.44	\$250,000 - 999,999
15.45	\$1,000,000 or more

15.5 What portion of earned premium reported in 15.31, Column 1 was assumed from pools? \$

Fraternal Benefit Societies Only:

- 16. Is the reporting entity organized and conducted on the lodge system, with ritualistic form of work and representative form of government? Yes [] No []
- 17. How often are meetings of the subordinate branches required to be held?
.....
- 18. How are the subordinate branches represented in the supreme or governing body?
.....
- 19. What is the basis of representation in the governing body?
.....
- 20.1 How often are regular meetings of the governing body held?
.....
- 20.2 When was the last regular meeting of the governing body held?
- 20.3 When and where will the next regular or special meeting of the governing body be held?
.....
- 20.4 How many members of the governing body attended the last regular meeting?
- 20.5 How many of the same were delegates of the subordinate branches?
- 21. How are the expenses of the governing body defrayed?
.....
- 22. When and by whom are the officers and directors elected?
.....
- 23. What are the qualifications for membership?
.....
- 24. What are the limiting ages for admission?
.....
- 25. What is the minimum and maximum insurance that may be issued on any one life?
.....
- 26. Is a medical examination required before issuing benefit certificates to applicants? Yes [] No []
- 27. Are applicants admitted to membership without filing an application with and becoming a member of a local branch by ballot and initiation? Yes [] No []
- 28.1 Are notices of the payments required sent to the members? Yes [] No [] N/A []
- 28.2 If yes, do the notices state the purpose for which the money is to be used? Yes [] No []
- 29. What proportion of first and subsequent year's payments may be used for management expenses?
29.11 First Year %
29.12 Subsequent Years %
- 30.1 Is any part of the mortuary, disability, emergency or reserve fund, or the accretions from or payments for the same, used for expenses? Yes [] No []
- 30.2 If so, what amount and for what purpose? \$
- 31.1 Does the reporting entity pay an old age disability benefit? Yes [] No []
- 31.2 If yes, at what age does the benefit commence?
- 32.1 Has the constitution or have the laws of the reporting entity been amended during the year? Yes [] No []
- 32.2 If yes, when?
.....
- 33. Have you filed with this Department all forms of benefit certificates issued, a copy of the constitution and all of the laws, rules and regulations in force at the present time? Yes [] No []
- 34.1 State whether all or a portion of the regular insurance contributions were waived during the current year under premium-paying certificates on account of meeting attained age or membership requirements? Yes [] No []
- 34.2 If so, was an additional reserve included in Exhibit 5? Yes [] No [] N/A []
- 34.3 If yes, explain
.....
- 35.1 Has the reporting entity reinsured, amalgamated with, or absorbed any company, order, society, or association during the year? Yes [] No []
- 35.2 If yes, was there any contract agreement, or understanding, written or oral, expressed or implied, by means of which any officer, director, trustee, or any other person, or firm, corporation, society or association, received or is to receive any fee, commission, emolument, or compensation of any nature whatsoever in connection with, on an account of such reinsurance, amalgamation, absorption, or transfer of membership or funds? Yes [] No [] N/A []
- 36. Has any present or former officer, director, trustee, incorporator, or any other persons, or any firm, corporation, society or association, any claims of any nature whatsoever against this reporting entity, which is not included in the liabilities on Page 3 of this statement? Yes [] No []
- 37.1 Does the reporting entity have outstanding assessments in the form of liens against policy benefits that have increased surplus? Yes [] No []
- 37.2 If yes, what is the date of the original lien and the outstanding balance against the main surplus?
.....

NONE

Date	Outstanding Lien amount
.....
.....

NONE

ANNUAL STATEMENT FOR THE YEAR 2024 OF THE ENTRADA LIFE INSURANCE COMPANY

FIVE-YEAR HISTORICAL DATA

Show amounts in whole dollars only, no cents; show percentages to one decimal place, i.e. 17.6.

\$000 omitted for amounts of life insurance

	1 2024	2 2023	3 2022	4 2021	5 2020
Life Insurance in Force (Exhibit of Life Insurance)					
1. Ordinary - whole life and endowment (Line 34, Col. 4)	540	684	737	849	905
2. Ordinary - term (Line 21, Col. 4, less Line 34, Col. 4)	105				
3. Credit life (Line 21, Col. 6)					
4. Group, excluding FEGLI/SGLI (Line 21, Col. 9 less Lines 43 & 44, Col. 4)	823	823	823	840	1,062
5. Industrial (Line 21, Col. 2)					
6. FEGLI/SGLI (Lines 43 & 44, Col. 4)					
7. Total (Line 21, Col. 10)	1,469	1,507	1,560	1,689	1,967
7.1 Total in force for which VM-20 deterministic/stochastic reserves are calculated					
New Business Issued (Exhibit of Life Insurance)					
8. Ordinary - whole life and endowment (Line 34, Col. 2)					
9. Ordinary - term (Line 2, Col. 4, less Line 34, Col. 2)					
10. Credit life (Line 2, Col. 6)					
11. Group (Line 2, Col. 9)					
12. Industrial (Line 2, Col. 2)					
13. Total (Line 2, Col. 10)					
Premium Income - Lines of Business (Exhibit 1 - Part 1)					
14. Individual life (Line 20.4, Col. 2)	5,296	4,796	6,982	274,825	7,179
15. Group life (Line 20.4, Col. 3)					
16. Individual annuities (Line 20.4, Col. 4)					
17. Group annuities (Line 20.4, Col. 5)					
18. Accident & Health (Line 20.4, Col. 6)					
19. Other lines of business (Line 20.4, Col. 8)					
20. Total	5,296	4,796	6,982	274,825	7,179
Balance Sheet (Pages 2 & 3)					
21. Total admitted assets excluding Separate Accounts business (Page 2, Line 26, Col. 3)	8,576,484	8,914,891	9,205,049	9,661,065	10,201,114
22. Total liabilities excluding Separate Accounts business (Page 3, Line 26)	521,159	707,034	663,712	735,564	787,515
23. Aggregate life reserves (Page 3, Line 1)	486,059	505,822	529,324	617,124	417,981
23.1 Excess VM-20 deterministic/stochastic reserve over NPR related to Line 7.1					
24. Aggregate A & H reserves (Page 3, Line 2)					
25. Deposit-type contract funds (Page 3, Line 3)					
26. Asset valuation reserve (Page 3, Line 24.01)					825
27. Capital (Page 3, Lines 29 and 30)	2,500,000	2,500,000	2,500,000	2,500,000	2,500,000
28. Surplus (Page 3, Line 37)	5,555,326	5,707,857	6,041,337	6,425,501	6,913,599
Cash Flow (Page 5)					
29. Net Cash from Operations (Line 11)	(181,692)	(373,763)	(459,450)	(630,001)	(681,179)
Risk-Based Capital Analysis					
30. Total adjusted capital	8,055,326	8,207,857	8,541,337	8,925,501	9,414,424
31. Authorized control level risk - based capital	27,424	18,407	20,113	21,172	23,974
Percentage Distribution of Cash, Cash Equivalents and Invested Assets (Page 2, Col. 3) (Line No. /Page 2, Line 12, Col. 3) x 100.0					
32. Bonds (Line 1)	34.8	29.8	96.3	97.4	92.3
33. Stocks (Lines 2.1 and 2.2)					
34. Mortgage loans on real estate(Lines 3.1 and 3.2)					
35. Real estate (Lines 4.1, 4.2 and 4.3)					
36. Cash, cash equivalents and short-term investments (Line 5)	57.9	54.2	3.5	1.6	7.4
37. Contract loans (Line 6)	0.2	0.2	0.2	0.3	0.3
38. Derivatives (Page 2, Line 7)					
39. Other invested assets (Line 8)					
40. Receivables for securities (Line 9)	7.0	15.8		0.7	
41. Securities lending reinvested collateral assets (Line 10)					
42. Aggregate write-ins for invested assets (Line 11)					
43. Cash, cash equivalents and invested assets (Line 12)	100.0	100.0	100.0	100.0	100.0
Investments in Parent, Subsidiaries and Affiliates					
44. Affiliated bonds (Schedule D Summary, Line 12, Col. 1)					
45. Affiliated preferred stocks (Schedule D Summary, Line 18, Col. 1)					
46. Affiliated common stocks (Schedule D Summary Line 24, Col. 1),					
47. Affiliated short-term investments (subtotal included in Schedule DA Verification, Col. 5, Line 10)					
48. Affiliated mortgage loans on real estate					
49. All other affiliated					
50. Total of above Lines 44 to 49					
51. Total Investment in Parent included in Lines 44 to 49 above					

ANNUAL STATEMENT FOR THE YEAR 2024 OF THE ENTRADA LIFE INSURANCE COMPANY

FIVE-YEAR HISTORICAL DATA

(Continued)

	1 2024	2 2023	3 2022	4 2021	5 2020
Total Nonadmitted and Admitted Assets					
52. Total nonadmitted assets (Page 2, Line 28, Col. 2).....		1,551	18,583	148,659	163,082
53. Total admitted assets (Page 2, Line 28, Col. 3)	8,576,484	8,914,891	9,205,049	9,661,065	10,201,114
Investment Data					
54. Net investment income (Exhibit of Net Investment Income)	126,668	33,416	(150,801)	(169,645)	(24,343)
55. Realized capital gains (losses) (Page 4, Line 34, Column 1)		18,583		424	111
56. Unrealized capital gains (losses) (Page 4, Line 38, Column 1)					
57. Total of above Lines 54, 55 and 56	126,668	51,999	(150,801)	(169,221)	(24,232)
Benefits and Reserve Increases (Page 6)					
58. Total contract/certificate benefits - life (Lines 10, 11, 12, 13, 14 and 15, Col. 1 minus Lines 10, 11, 12, 13, 14 and 15, Cols. 6, 7 and 8)	40,499	36,659	96,104	34,660	22,613
59. Total contract/certificate benefits - A & H (Lines 13 & 14, Col. 6)					
60. Increase in life reserves - other than group and annuities (Line 19, Col. 2)	(19,763)	(22,767)	(85,239)	208,176	13,556
61. Increase in A & H reserves (Line 19, Col. 6)					
62. Dividends to policyholders and refunds to members (Line 30, Col. 1)			52	66	71
Operating Percentages					
63. Insurance expense percent (Page 6, Col. 1, Lines 21, 22 & 23, less Line 6)/(Page 6, Col. 1, Line 1 plus Exhibit 7, Col. 2, Line 2) x 100.0	1,640.3	5,370.0	2,153.2	164.0	2,733.4
64. Lapse percent (ordinary only) [(Exhibit of Life Insurance, Col. 4, Lines 14 & 15) / 1/2 (Exhibit of Life Insurance, Col. 4, Lines 1 & 21)] x 100.0	1.8	3.7	8.8	6.3	1.1
65. A & H loss percent (Schedule H, Part 1, Lines 5 and 6, Col. 2)					
66. A & H cost containment percent (Schedule H, Pt. 1, Line 4, Col. 2)					
67. A & H expense percent excluding cost containment expenses (Schedule H, Pt. 1, Line 10, Col. 2)					
A & H Claim Reserve Adequacy					
68. Incurred losses on prior years' claims - comprehensive group health (Sch. H, Part 3, Line 3.1 Col. 3)				XXX	XXX
69. Prior years' claim liability and reserve - comprehensive group health (Sch. H, Part 3, Line 3.2 Col. 3)				XXX	XXX
70. Incurred losses on prior years' claims-health other than comprehensive group health (Sch. H, Part 3, Line 3.1 Col. 1 less Col. 3)				XXX	XXX
71. Prior years' claim liability and reserve-health other than comprehensive group health (Sch. H, Part 3, Line 3.2 Col. 1 less Col. 3)				XXX	XXX
Net Gains From Operations After Dividends to Policyholders, Refunds to Members, Federal Income Taxes and Before Realized Capital Gains or (Losses) by Lines of Business (Page 6.x, Line 33)					
72. Individual industrial life (Page 6.1, Col. 2)					
73. Individual whole life (Page 6.1, Col. 3)	(135,345)	(290,843)	(345,707)	(640,327)	(404,259)
74. Individual term life (Page 6.1, Col. 4)					
75. Individual indexed life (Page 6.1, Col. 5)					
76. Individual universal life (Page 6.1, Col. 6)					
77. Individual universal life with secondary guarantees (Page 6.1, Col. 7)					
78. Individual variable life (Page 6.1, Col. 8)					
79. Individual variable universal life (Page 6.1, Col. 9)					
80. Individual credit life (Page 6.1, Col. 10)					
81. Individual other life (Page 6.1, Col. 11)					
82. Individual YRT mortality risk only (Page 6.1, Col. 12)					
83. Group whole life (Page 6.2, Col. 2)	(18,738)	(44,091)	(48,577)	(89,181)	(759)
84. Group term life (Page 6.2, Col. 3)					
85. Group universal life (Page 6.2, Col. 4)					
86. Group variable life (Page 6.2, Col. 5)					
87. Group variable universal life (Page 6.2, Col. 6)					
88. Group credit life (Page 6.2, Col. 7)					
89. Group other life (Page 6.2, Col. 8)					
90. Group YRT mortality risk only (Page 6.2, Col. 9)					
91. Individual deferred fixed annuities (Page 6.3, Col. 2)					
92. Individual deferred indexed annuities (Page 6.3, Col. 3)					
93. Individual deferred variable annuities with guarantees (Page 6.3, Col. 4)					
94. Individual deferred variable annuities without guarantees (Page 6.3, Col. 5)					
95. Individual life contingent payout (immediate and annuitization) (Page 6.3, Col. 6)					
96. Individual other annuities (Page 6.3, Col. 7)					
97. Group deferred fixed annuities (Page 6.4, Col. 2)					
98. Group deferred indexed annuities (Page 6.4, Col. 3)					
99. Group deferred variable annuities with guarantees (Page 6.4, Col. 4)					
100. Group deferred variable annuities without guarantees (Page 6.4, Col. 5)					
101. Group life contingent payout (immediate and annuitization) (Page 6.4, Col. 6)					
102. Group other annuities (Page 6.4, Col. 7)					
103. A & H-comprehensive individual (Page 6.5, Col. 2)					
104. A & H-comprehensive group (Page 6.5, Col. 3)					
105. A & H-Medicare supplement (Page 6.5, Col. 4)					
106. A & H-vision only (Page 6.5, Col. 5)					
107. A & H-dental only (Page 6.5, Col. 6)					
108. A & H-Federal employees health benefits plan (Page 6.5, Col. 7)					
109. A & H-Title XVIII Medicare (Page 6.5, Col. 8)					
110. A & H-Title XIX Medicaid (Page 6.5, Col. 9)					
111. A & H-credit (Page 6.5, Col. 10)					
112. A & H-disability income (Page 6.5, Col. 11)					
113. A & H-long-term care (Page 6.5, Col. 12)					
114. A & H-other (Page 6.5, Col. 13)					
115. Aggregate of all other lines of business (Page 6, Col. 8)			(119,956)		
116. Fraternal (Page 6, Col. 7)					
117. Total (Page 6, Col. 1)	(154,083)	(334,935)	(514,240)	(729,508)	(405,018)

NOTE: If a party to a merger, have the two most recent years of this exhibit been restated due to a merger in compliance with the disclosure requirements of SSAP No. 3, Accounting Changes and Correction of Errors?

Yes [] No []

If no, please explain:

ANNUAL STATEMENT FOR THE YEAR 2024 OF THE ENTRADA LIFE INSURANCE COMPANY

EXHIBIT OF LIFE INSURANCE

(\$000 Omitted for Amounts of Life Insurance)

	Industrial		Ordinary		Credit Life (Group and Individual)		Group			10 Total Amount of Insurance
	1	2	3	4	5	6	Number of		9	
	Number of Policies	Amount of Insurance	Number of Policies	Amount of Insurance	Number of Individual Policies and Group Certificates	Amount of Insurance	Policies	Certificates	Amount of Insurance	
1. In force end of prior year			100	684			1	15	823	1,507
2. Issued during year										
3. Reinsurance assumed										
4. Revived during year										
5. Increased during year (net)										
6. Subtotals, Lines 2 to 5										
7. Additions by dividends during year	XXX		XXX		XXX		XXX	XXX		
8. Aggregate write-ins for increases										
9. Totals (Lines 1 and 6 to 8)			100	684			1	15	823	1,507
Deductions during year:										
10. Death			5	26			XXX			26
11. Maturity							XXX			
12. Disability							XXX			
13. Expiry										
14. Surrender			2	12						12
15. Lapse										
16. Conversion							XXX	XXX	XXX	
17. Decreased (net)										
18. Reinsurance										
19. Aggregate write-ins for decreases										
20. Totals (Lines 10 to 19)			7	38						38
21. In force end of year (b) (Line 9 minus Line 20)			93	646			1	15	823	1,469
22. Reinsurance ceded end of year	XXX		XXX		XXX		XXX	XXX	683	683
23. Line 21 minus Line 22	XXX		XXX	646	XXX	(a)	XXX	XXX	140	786
DETAILS OF WRITE-INS										
0801.										
0802.										
0803.										
0898. Summary of remaining write-ins for Line 8 from overflow page										
0899. TOTALS (Lines 0801 through 0803 plus 0898) (Line 8 above)										
1901.										
1902.										
1903.										
1998. Summary of remaining write-ins for Line 19 from overflow page										
1999. TOTALS (Lines 1901 through 1903 plus 1998) (Line 19 above)										

Life, Accident and Health Companies Only:

(a) Group \$; Individual \$

Fraternal Benefit Societies Only:

(b) Paid-up insurance included in the final totals of Line 21 (including additions to certificates) number of certificates , Amount \$

Additional accidental death benefits included in life certificates were in amount \$, Does the society collect any contributions from members for general expenses of the society under fully paid-up certificates? Yes [] No []

If not, how are such expenses met?

.....

ANNUAL STATEMENT FOR THE YEAR 2024 OF THE ENTRADA LIFE INSURANCE COMPANY

EXHIBIT OF LIFE INSURANCE

(\$000 Omitted for Amounts of Life Insurance) (Continued)
ADDITIONAL INFORMATION ON INSURANCE IN FORCE END OF YEAR

	Industrial		Ordinary	
	1 Number of Policies	2 Amount of Insurance	3 Number of Policies	4 Amount of Insurance
24. Additions by dividends	XXX		XXX	
25. Other paid-up insurance				
26. Debit ordinary insurance	XXX			

NONE

ADDITIONAL INFORMATION ON ORDINARY INSURANCE

Term Insurance Excluding Extended Term Insurance	Issued During Year (Included in Line 2)		In Force End of Year (Included in Line 21)	
	1 Number of Policies	2 Amount of Insurance	3 Number of Policies	4 Amount of Insurance
27. Term policies - decreasing				
28. Term policies - other			2	100
29. Other term insurance - decreasing	XXX		XXX	
30. Other term insurance	XXX		XXX	
31. Totals (Lines 27 to 30)			2	100
Reconciliation to Lines 2 and 21:				
32. Term additions	XXX		XXX	
33. Totals, extended term insurance	XXX	XXX	1	5
34. Totals, whole life and endowment			90	540
35. Totals (Lines 31 to 34)			93	645

CLASSIFICATION OF AMOUNT OF INSURANCE BY PARTICIPATING STATUS

	Issued During Year (Included in Line 2)		In Force End of Year (Included in Line 21)	
	1 Non-Participating	2 Participating	3 Non-Participating	4 Participating
36. Industrial				
37. Ordinary			638	7
38. Credit Life (Group and Individual)				
39. Group			823	
40. Totals (Lines 36 to 39)			1,461	7

ADDITIONAL INFORMATION ON CREDIT LIFE AND GROUP INSURANCE

	Credit Life		Group	
	1 Number of Individual Policies	2 Amount of Insurance	3 Number of Certificates	4 Amount of Insurance
41. Amount of insurance included in Line 2 ceded to other companies	XXX		XXX	
42. Number in force end of year if the number under ceded groups is limited on a pro-rata basis				XXX
43. Federal Employees' Group Life Insurance included in Line 21				
44. Servicemen's Group Life Insurance included in Line 21				
45. Group Permanent Insurance included in Line 21				

NONE

ADDITIONAL ACCIDENTAL DEATH BENEFITS

46. Amount of additional accidental death benefits in force end of year under ordinary policies	
---	--

NONE

BASIS OF CALCULATION OF ORDINARY TERM INSURANCE

47. State basis of calculation of (47.1) decreasing term insurance contained in Family Income Mortgage Protection, etc., policies and riders and of (47.2) term insurance on wife and children under Family, Parent and Child, etc., policies and riders	
47.1	
47.2	

NONE

POLICIES WITH DISABILITY PROVISIONS

Disability Provisions	Industrial		Ordinary		Credit		Group	
	1 Number of Policies	2 Amount of Insurance	3 Number of Policies	4 Amount of Insurance	5 Number of Policies	6 Amount of Insurance	7 Number of Certificates	8 Amount of Insurance
48. Waiver of Premium								
49. Disability Income								
50. Extended Benefits			XXX	XXX				
51. Other								
52. Total	(a)		(a)		(a)		(a)	

NONE

(a) See the Annual Audited Financial Reports section of the annual statement instructions

ANNUAL STATEMENT FOR THE YEAR 2024 OF THE ENTRADA LIFE INSURANCE COMPANY
EXHIBIT OF NUMBER OF POLICIES, CONTRACTS, CERTIFICATES, INCOME PAYABLE AND ACCOUNT VALUES IN FORCE FOR SUPPLEMENTARY CONTRACTS, ANNUITIES, ACCIDENT & HEALTH AND OTHER POLICIES

SUPPLEMENTARY CONTRACTS

	Ordinary		Group	
	1 Involving Life Contingencies	2 Not Involving Life Contingencies	3 Involving Life Contingencies	4 Not Involving Life Contingencies
1. In force end of prior year				
2. Issued during year				
3. Reinsurance assumed				
4. Increased during year (net)				
5. Total (Lines 1 to 4)				
Deductions during year:				
6. Decreased (net)				
7. Reinsurance ceded				
8. Totals (Lines 6 and 7)				
9. In force end of year (line 5 minus line 8)				
10. Amount on deposit		(a)		(a)
11. Income now payable		(a)		(a)
12. Amount of income payable	(a)	(a)	(a)	(a)

NONE

ANNUITIES

	Ordinary		Group	
	1 Immediate	2 Deferred	3 Contracts	4 Certificates
1. In force end of prior year				
2. Issued during year				
3. Reinsurance assumed				
4. Increased during year (net)				
5. Totals (Lines 1 to 4)				
Deductions during year:				
6. Decreased (net)				
7. Reinsurance ceded				
8. Totals (Lines 6 and 7)				
9. In force end of year (line 5 minus line 8)				
Income now payable:				
10. Amount of income payable	(a)	XXX	XXX	(a)
Deferred fully paid:				
11. Account balance	XXX	(a)	XXX	(a)
Deferred not fully paid:				
12. Account balance	XXX	(a)	XXX	(a)

NONE

ACCIDENT AND HEALTH INSURANCE

	Group		Credit		Other	
	1 Certificates	2 Premiums in Force	3 Policies	4 Premiums in Force	5 Policies	6 Premiums in Force
1. In force end of prior year						
2. Issued during year						
3. Reinsurance assumed						
4. Increased during year (net)		XXX		XXX		XXX
5. Totals (Lines 1 to 4)		XXX		XXX		XXX
Deductions during year:						
6. Conversions		XXX	XXX	XXX	XXX	XXX
7. Decreased (net)		XXX		XXX		XXX
8. Reinsurance ceded		XXX		XXX		XXX
9. Totals (Lines 6 to 8)		XXX		XXX		XXX
10. In force end of year (line 5 minus line 9)		(a)		(a)		(a)

NONE

DEPOSIT FUNDS AND DIVIDEND ACCUMULATIONS

	1	2
	Deposit Funds Contracts	Dividend Accumulations Contracts
1. In force end of prior year		
2. Issued during year		
3. Reinsurance assumed		
4. Increased during year (net)		
5. Totals (Lines 1 to 4)		
Deductions During Year:		
6. Decreased (net)		
7. Reinsurance ceded		
8. Totals (Lines 6 and 7)		
9. In force end of year (line 5 minus line 8)		
10. Amount of account balance	(a)	(a)

NONE

(a) See the Annual Audited Financial Reports section of the annual statement instructions.

ANNUAL STATEMENT FOR THE YEAR 2024 OF THE ENTRADA LIFE INSURANCE COMPANY
FORM FOR CALCULATING THE INTEREST MAINTENANCE RESERVE

INTEREST MAINTENANCE RESERVE

	1 Amount
1. Reserve as of December 31, Prior Year	(11,504)
2. Current year's realized pre-tax capital gains/(losses) of \$ transferred into the reserve net of taxes of \$	
3. Adjustment for current year's liability gains/(losses) released from the reserve	
4. Balance before reduction for amount transferred to Summary of Operations (Line 1 + Line 2 + Line 3)	(11,504)
5. Current year's amortization released to Summary of Operations (Amortization, Line 1, Column 4)	(3,719)
6. Reserve as of December 31, current year (Line 4 minus Line 5)	(7,785)

AMORTIZATION

	1	2	3	4
Year of Amortization	Reserve as of December 31, Prior Year	Current Year's Realized Capital Gains/(Losses) Transferred into the Reserve Net of Taxes	Adjustment for Current Year's Liability Gains/(Losses) Released From the Reserve	Balance Before Reduction for Current Year's Amortization (Cols. 1 + 2 + 3)
1. 2024	(3,719)			(3,719)
2. 2025	(3,343)			(3,343)
3. 2026	(2,448)			(2,448)
4. 2027	(1,504)			(1,504)
5. 2028	(490)			(490)
6. 2029				
7. 2030				
8. 2031				
9. 2032				
10. 2033				
11. 2034				
12. 2035				
13. 2036				
14. 2037				
15. 2038				
16. 2039				
17. 2040				
18. 2041				
19. 2042				
20. 2043				
21. 2044				
22. 2045				
23. 2046				
24. 2047				
25. 2048				
26. 2049				
27. 2050				
28. 2051				
29. 2052				
30. 2053				
31. 2054 and Later				
32. Total (Lines 1 to 31)	(11,504)			(11,504)

ANNUAL STATEMENT FOR THE YEAR 2024 OF THE ENTRADA LIFE INSURANCE COMPANY

ASSET VALUATION RESERVE

	Default Component			Equity Component			7 Total Amount (Cols. 3 + 6)
	1 Other Than Mortgage Loans	2 Mortgage Loans	3 Total (Cols. 1 + 2)	4 Common Stock	5 Real Estate and Other Invested Assets	6 Total (Cols. 4 + 5)	
1. Reserve as of December 31, prior year							
2. Realized capital gains/(losses) net of taxes - General Account							
3. Realized capital gains/(losses) net of taxes - Separate Accounts							
4. Unrealized capital gains/(losses) net of deferred taxes - General Account							
5. Unrealized capital gains/(losses) net of deferred taxes - Separate Accounts							
6. Capital gains credited/(losses charged) to contract benefits, payments or reserves							
7. Basic contribution							
8. Accumulated balances (Lines 1 through 5 - 6 + 7)							
9. Maximum reserve							
10. Reserve objective							
11. 20% of (Line 10 - Line 8)							
12. Balance before transfers (Lines 8 + 11)							
13. Transfers							
14. Voluntary contribution							
15. Adjustment down to maximum/up to zero							
16. Reserve as of December 31, current year (Lines 12 + 13 + 14 + 15)							

NONE

ASSET VALUATION RESERVE
BASIC CONTRIBUTION, RESERVE OBJECTIVE AND MAXIMUM RESERVE CALCULATIONS
DEFAULT COMPONENT

Line Number	NAIC Designation	Description	1 Book/Adjusted Carrying Value	2 Reclassify Related Party Encumbrances	3 Add Third Party Encumbrances	4 Balance for AVR Reserve Calculations (Cols. 1 + 2 + 3)	Basic Contribution		Reserve Objective		Maximum Reserve	
							5 Factor	6 Amount (Cols. 4 x 5)	7 Factor	8 Amount (Cols. 4 x 7)	9 Factor	10 Amount (Cols. 4 x 9)
LONG-TERM BONDS												
1.		Exempt Obligations	2,981,660	XXX	XXX	2,981,660	0.0000		0.0000		0.0000	
2.1	1	NAIC Designation Category 1.A		XXX	XXX		0.0002		0.0007		0.0013	
2.2	1	NAIC Designation Category 1.B		XXX	XXX		0.0004		0.0011		0.0023	
2.3	1	NAIC Designation Category 1.C		XXX	XXX		0.0006		0.0018		0.0035	
2.4	1	NAIC Designation Category 1.D		XXX	XXX		0.0007		0.0022		0.0044	
2.5	1	NAIC Designation Category 1.E		XXX	XXX		0.0009		0.0027		0.0055	
2.6	1	NAIC Designation Category 1.F		XXX	XXX		0.0011		0.0034		0.0068	
2.7	1	NAIC Designation Category 1.G		XXX	XXX		0.0014		0.0042		0.0085	
2.8		Subtotal NAIC 1 (2.1+2.2+2.3+2.4+2.5+2.6+2.7)		XXX	XXX		XXX		XXX		XXX	
3.1	2	NAIC Designation Category 2.A		XXX	XXX		0.0021		0.0063		0.0105	
3.2	2	NAIC Designation Category 2.B		XXX	XXX		0.0025		0.0076		0.0127	
3.3	2	NAIC Designation Category 2.C		XXX	XXX		0.0036		0.0108		0.0180	
3.4		Subtotal NAIC 2 (3.1+3.2+3.3)		XXX	XXX		XXX		XXX		XXX	
4.1	3	NAIC Designation Category 3.A		XXX	XXX		0.0069		0.0183		0.0262	
4.2	3	NAIC Designation Category 3.B		XXX	XXX		0.0099		0.0264		0.0377	
4.3	3	NAIC Designation Category 3.C		XXX	XXX		0.0131		0.0350		0.0500	
4.4		Subtotal NAIC 3 (4.1+4.2+4.3)		XXX	XXX		XXX		XXX		XXX	
5.1	4	NAIC Designation Category 4.A		XXX	XXX		0.0184		0.0430		0.0615	
5.2	4	NAIC Designation Category 4.B		XXX	XXX		0.0238		0.0555		0.0793	
5.3	4	NAIC Designation Category 4.C		XXX	XXX		0.0310		0.0724		0.1034	
5.4		Subtotal NAIC 4 (5.1+5.2+5.3)		XXX	XXX		XXX		XXX		XXX	
6.1	5	NAIC Designation Category 5.A		XXX	XXX		0.0472		0.0846		0.1410	
6.2	5	NAIC Designation Category 5.B		XXX	XXX		0.0663		0.1188		0.1980	
6.3	5	NAIC Designation Category 5.C		XXX	XXX		0.0836		0.1498		0.2496	
6.4		Subtotal NAIC 5 (6.1+6.2+6.3)		XXX	XXX		XXX		XXX		XXX	
7.	6	NAIC 6		XXX	XXX		0.0000		0.2370		0.2370	
8.		Total Unrated Multi-class Securities Acquired by Conversion		XXX	XXX		XXX		XXX		XXX	
9.		Total Long-Term Bonds (1+2.8+3.4+4.4+5.4+6.4+7+8)	2,981,660	XXX	XXX	2,981,660	XXX		XXX		XXX	
PREFERRED STOCKS												
10.	1	Highest Quality		XXX	XXX		0.0005		0.0016		0.0033	
11.	2	High Quality		XXX	XXX		0.0021		0.0064		0.0106	
12.	3	Medium Quality		XXX	XXX		0.0099		0.0263		0.0376	
13.	4	Low Quality		XXX	XXX		0.0245		0.0572		0.0817	
14.	5	Lower Quality		XXX	XXX		0.0630		0.1128		0.1880	
15.	6	In or Near Default		XXX	XXX		0.0000		0.2370		0.2370	
16.		Affiliated Life with AVR		XXX	XXX		0.0000		0.0000		0.0000	
17.		Total Preferred Stocks (Sum of Lines 10 through 16)		XXX	XXX		XXX		XXX		XXX	

ASSET VALUATION RESERVE (Continued)
BASIC CONTRIBUTION, RESERVE OBJECTIVE AND MAXIMUM RESERVE CALCULATIONS
DEFAULT COMPONENT

Line Number	NAIC Designation	Description	1 Book/Adjusted Carrying Value	2 Reclassify Related Party Encumbrances	3 Add Third Party Encumbrances	4 Balance for AVR Reserve Calculations (Cols. 1 + 2 + 3)	Basic Contribution		Reserve Objective		Maximum Reserve	
							5 Factor	6 Amount (Cols. 4 x 5)	7 Factor	8 Amount (Cols. 4 x 7)	9 Factor	10 Amount (Cols. 4 x 9)
SHORT-TERM BONDS												
18.		Exempt Obligations		XXX	XXX		0.0000		0.0000		0.0000	
19.1	1	NAIC Designation Category 1.A		XXX	XXX		0.0002		0.0007		0.0013	
19.2	1	NAIC Designation Category 1.B		XXX	XXX		0.0004		0.0011		0.0023	
19.3	1	NAIC Designation Category 1.C		XXX	XXX		0.0006		0.0018		0.0035	
19.4	1	NAIC Designation Category 1.D		XXX	XXX		0.0007		0.0022		0.0044	
19.5	1	NAIC Designation Category 1.E		XXX	XXX		0.0009		0.0027		0.0055	
19.6	1	NAIC Designation Category 1.F		XXX	XXX		0.0011		0.0034		0.0068	
19.7	1	NAIC Designation Category 1.G		XXX	XXX		0.0014		0.0042		0.0085	
19.8		Subtotal NAIC 1 (19.1+19.2+19.3+19.4+19.5+19.6+19.7)		XXX	XXX		XXX		XXX		XXX	
20.1	2	NAIC Designation Category 2.A		XXX	XXX		0.0021		0.0063		0.0105	
20.2	2	NAIC Designation Category 2.B		XXX	XXX		0.0025		0.0076		0.0127	
20.3	2	NAIC Designation Category 2.C		XXX	XXX		0.0036		0.0108		0.0180	
20.4		Subtotal NAIC 2 (20.1+20.2+20.3)		XXX	XXX		XXX		XXX		XXX	
21.1	3	NAIC Designation Category 3.A		XXX	XXX		0.0069		0.0183		0.0262	
21.2	3	NAIC Designation Category 3.B		XXX	XXX		0.0099		0.0264		0.0377	
21.3	3	NAIC Designation Category 3.C		XXX	XXX		0.0131		0.0350		0.0500	
21.4		Subtotal NAIC 3 (21.1+21.2+21.3)		XXX	XXX		XXX		XXX		XXX	
22.1	4	NAIC Designation Category 4.A		XXX	XXX		0.0184		0.0430		0.0615	
22.2	4	NAIC Designation Category 4.B		XXX	XXX		0.0238		0.0555		0.0793	
22.3	4	NAIC Designation Category 4.C		XXX	XXX		0.0310		0.0724		0.1034	
22.4		Subtotal NAIC 4 (22.1+22.2+22.3)		XXX	XXX		XXX		XXX		XXX	
23.1	5	NAIC Designation Category 5.A		XXX	XXX		0.0472		0.0846		0.1410	
23.2	5	NAIC Designation Category 5.B		XXX	XXX		0.0663		0.1188		0.1980	
23.3	5	NAIC Designation Category 5.C		XXX	XXX		0.0836		0.1498		0.2496	
23.4		Subtotal NAIC 5 (23.1+23.2+23.3)		XXX	XXX		XXX		XXX		XXX	
24.	6	NAIC 6		XXX	XXX		0.0000		0.2370		0.2370	
25.		Total Short-Term Bonds (18+19.8+20.4+21.4+22.4+23.4+24)		XXX	XXX		XXX		XXX		XXX	
DERIVATIVE INSTRUMENTS												
26.		Exchange Traded		XXX	XXX		0.0005		0.0016		0.0033	
27.	1	Highest Quality		XXX	XXX		0.0005		0.0016		0.0033	
28.	2	High Quality		XXX	XXX		0.0021		0.0064		0.0106	
29.	3	Medium Quality		XXX	XXX		0.0099		0.0263		0.0376	
30.	4	Low Quality		XXX	XXX		0.0245		0.0572		0.0817	
31.	5	Lower Quality		XXX	XXX		0.0630		0.1128		0.1880	
32.	6	In or Near Default		XXX	XXX		0.0000		0.2370		0.2370	
33.		Total Derivative Instruments		XXX	XXX		XXX		XXX		XXX	
34.		Total (Lines 9 + 17 + 25 + 33)	2,981,660	XXX	XXX	2,981,660	XXX		XXX		XXX	

ASSET VALUATION RESERVE (Continued)
BASIC CONTRIBUTION, RESERVE OBJECTIVE AND MAXIMUM RESERVE CALCULATIONS
DEFAULT COMPONENT

Line Number	NAIC Designation	Description	1 Book/Adjusted Carrying Value	2 Reclassify Related Party Encumbrances	3 Add Third Party Encumbrances	4 Balance for AVR Reserve Calculations (Cols. 1 + 2 + 3)	Basic Contribution		Reserve Objective		Maximum Reserve	
							5 Factor	6 Amount (Cols. 4 x 5)	7 Factor	8 Amount (Cols. 4 x 7)	9 Factor	10 Amount (Cols. 4 x 9)
		MORTGAGE LOANS										
		In Good Standing:										
35.		Farm Mortgages - CM1 - Highest Quality			XXX		0.0011		0.0057		0.0074	
36.		Farm Mortgages - CM2 - High Quality			XXX		0.0040		0.0114		0.0149	
37.		Farm Mortgages - CM3 - Medium Quality			XXX		0.0069		0.0200		0.0257	
38.		Farm Mortgages - CM4 - Low Medium Quality			XXX		0.0120		0.0343		0.0428	
39.		Farm Mortgages - CM5 - Low Quality			XXX		0.0183		0.0486		0.0628	
40.		Residential Mortgages - Insured or Guaranteed			XXX		0.0003		0.0007		0.0011	
41.		Residential Mortgages - All Other			XXX		0.0015		0.0034		0.0046	
42.		Commercial Mortgages - Insured or Guaranteed			XXX		0.0003		0.0007		0.0011	
43.		Commercial Mortgages - All Other - CM1 - Highest Quality			XXX		0.0011		0.0057		0.0074	
44.		Commercial Mortgages - All Other - CM2 - High Quality			XXX		0.0040		0.0114		0.0149	
45.		Commercial Mortgages - All Other - CM3 - Medium Quality			XXX		0.0069		0.0200		0.0257	
46.		Commercial Mortgages - All Other - CM4 - Low Medium Quality			XXX		0.0120		0.0343		0.0428	
47.		Commercial Mortgages - All Other - CM5 - Low Quality			XXX		0.0183		0.0486		0.0628	
		Overdue, Not in Process:										
48.		Farm Mortgages			XXX		0.0480		0.0868		0.1371	
49.		Residential Mortgages - Insured or Guaranteed			XXX		0.0006		0.0014		0.0023	
50.		Residential Mortgages - All Other			XXX		0.0029		0.0066		0.0103	
51.		Commercial Mortgages - Insured or Guaranteed			XXX		0.0006		0.0014		0.0023	
52.		Commercial Mortgages - All Other			XXX		0.0480		0.0868		0.1371	
		In Process of Foreclosure:										
53.		Farm Mortgages			XXX		0.0000		0.1942		0.1942	
54.		Residential Mortgages - Insured or Guaranteed			XXX		0.0000		0.0046		0.0046	
55.		Residential Mortgages - All Other			XXX		0.0000		0.0149		0.0149	
56.		Commercial Mortgages - Insured or Guaranteed			XXX		0.0000		0.0046		0.0046	
57.		Commercial Mortgages - All Other			XXX		0.0000		0.1942		0.1942	
58.		Total Schedule B Mortgages (Sum of Lines 35 through 57)			XXX		XXX		XXX		XXX	
59.		Schedule DA Mortgages			XXX		0.0034		0.0114		0.0149	
60.		Total Mortgage Loans on Real Estate (Lines 58 + 59)			XXX		XXX		XXX		XXX	

Asset Valuation Reserve - Equity Component

NONE

Asset Valuation Reserve - Replications (Synthetic) Assets

NONE

Schedule F - Claims

NONE

Schedule H - Part 1 - Analysis of Underwriting Operations

NONE

Schedule H - Part 2 - Reserves and Liabilities

NONE

Schedule H - Part 3 - Test of Prior Year's Claim Reserves and Liabilities

NONE

Schedule H - Part 4 - Reinsurance

NONE

Schedule H - Part 5 - Health Claims

NONE

Schedule S - Part 1 - Section 1

NONE

Schedule S - Part 1 - Section 2

NONE

Schedule S - Part 2

NONE

ANNUAL STATEMENT FOR THE YEAR 2024 OF THE ENTRADA LIFE INSURANCE COMPANY

SCHEDULE S - PART 3 - SECTION 1

Reinsurance Ceded Life Insurance, Annuities, Deposit Funds and Other Liabilities Without Life or Disability Contingencies, and Related Benefits Listed by Reinsuring Company as of December 31, Current Year

1 NAIC Company Code	2 ID Number	3 Effective Date	4 Name of Company	5 Domi- ciliary Juris- diction	6 Type of Reinsurance Ceded	7 Type of Business Ceded	8 Amount in Force at End of Year	Reserve Credit Taken		11 Premiums	Outstanding Surplus Relief		14 Modified Coinsurance Reserve	15 Funds Withheld Under Coinsurance
								9 Current Year	10 Prior Year		12 Current Year	13 Prior Year		
0399999			Total General Account - Authorized U.S. Affiliates											
0699999			Total General Account - Authorized Non-U.S. Affiliates											
0799999			Total General Account - Authorized Affiliates											
68241	22-1211670	01/01/1986	PRUDENTIAL INSURANCE COMPANY OF AMERICA	NJ		YRT/G	OL	682,500	326,814	326,814				
0899999			General Account - Authorized U.S. Non-Affiliates				682,500	326,814	326,814					
1099999			Total General Account - Authorized Non-Affiliates				682,500	326,814	326,814					
1199999			Total General Account Authorized				682,500	326,814	326,814					
1499999			Total General Account - Unauthorized U.S. Affiliates											
1799999			Total General Account - Unauthorized Non-U.S. Affiliates											
1899999			Total General Account - Unauthorized Affiliates											
2199999			Total General Account - Unauthorized Non-Affiliates											
2299999			Total General Account Unauthorized											
2599999			Total General Account - Certified U.S. Affiliates											
2899999			Total General Account - Certified Non-U.S. Affiliates											
2999999			Total General Account - Certified Affiliates											
3299999			Total General Account - Certified Non-Affiliates											
3399999			Total General Account Certified											
3699999			Total General Account - Reciprocal Jurisdiction U.S. Affiliates											
3999999			Total General Account - Reciprocal Jurisdiction Non-U.S. Affiliates											
4099999			Total General Account - Reciprocal Jurisdiction Affiliates											
4399999			Total General Account - Reciprocal Jurisdiction Non-Affiliates											
4499999			Total General Account Reciprocal Jurisdiction											
4599999			Total General Account Authorized, Unauthorized, Reciprocal Jurisdiction and Certified				682,500	326,814	326,814					
4899999			Total Separate Accounts - Authorized U.S. Affiliates											
5199999			Total Separate Accounts - Authorized Non-U.S. Affiliates											
5299999			Total Separate Accounts - Authorized Affiliates											
5599999			Total Separate Accounts - Authorized Non-Affiliates											
5699999			Total Separate Accounts Authorized											
5999999			Total Separate Accounts - Unauthorized U.S. Affiliates											
6299999			Total Separate Accounts - Unauthorized Non-U.S. Affiliates											
6399999			Total Separate Accounts - Unauthorized Affiliates											
6699999			Total Separate Accounts - Unauthorized Non-Affiliates											
6799999			Total Separate Accounts Unauthorized											
7099999			Total Separate Accounts - Certified U.S. Affiliates											
7399999			Total Separate Accounts - Certified Non-U.S. Affiliates											
7499999			Total Separate Accounts - Certified Affiliates											
7799999			Total Separate Accounts - Certified Non-Affiliates											
7899999			Total Separate Accounts Certified											
8199999			Total Separate Accounts - Reciprocal Jurisdiction U.S. Affiliates											
8499999			Total Separate Accounts - Reciprocal Jurisdiction Non-U.S. Affiliates											
8599999			Total Separate Accounts - Reciprocal Jurisdiction Affiliates											
8899999			Total Separate Accounts - Reciprocal Jurisdiction Non-Affiliates											
8999999			Total Separate Accounts Reciprocal Jurisdiction											
9099999			Total Separate Accounts Authorized, Unauthorized, Reciprocal Jurisdiction and Certified											
9199999			Total U.S. (Sum of 0399999, 0899999, 1499999, 1999999, 2599999, 3099999, 3699999, 4199999, 4899999, 5399999, 5999999, 6499999, 7099999, 7599999, 8199999 and 8699999)				682,500	326,814	326,814					
9299999			Total Non-U.S. (Sum of 0699999, 0999999, 1799999, 2099999, 2899999, 3199999, 3999999, 4299999, 5199999, 5499999, 6299999, 6599999, 7399999, 7699999, 8499999 and 8799999)											
9999999			Totals				682,500	326,814	326,814					

Schedule S - Part 3 - Section 2

NONE

Schedule S - Part 4

NONE

Schedule S - Part 4 - Bank Footnote

NONE

Schedule S - Part 5

NONE

Schedule S - Part 5 - Bank Footnote

NONE

ANNUAL STATEMENT FOR THE YEAR 2024 OF THE ENTRADA LIFE INSURANCE COMPANY

SCHEDULE S - PART 6

Five Year Exhibit of Reinsurance Ceded Business
(\$000 Omitted)

	1 2024	2 2023	3 2022	4 2021	5 2020
A. OPERATIONS ITEMS					
1. Premiums and annuity considerations for life and accident and health contracts				(266)	1
2. Commissions and reinsurance expense allowances				(18)	1
3. Contract claims				72	56
4. Surrender benefits and withdrawals for life contracts					2
5. Dividends to policyholders and refunds to members					
6. Reserve adjustments on reinsurance ceded					
7. Increase in aggregate reserve for life and accident and health contracts			(10)	(276)	(96)
B. BALANCE SHEET ITEMS					
8. Premiums and annuity considerations for life and accident and health contracts deferred and uncollected					
9. Aggregate reserves for life and accident and health contracts	327	327	327	337	613
10. Liability for deposit-type contracts					
11. Contract claims unpaid					
12. Amounts recoverable on reinsurance					
13. Experience rating refunds due or unpaid					
14. Policyholders' dividends and refunds to members (not included in Line 10)					
15. Commissions and reinsurance expense allowances due					
16. Unauthorized reinsurance offset					
17. Offset for reinsurance with Certified Reinsurers					
C. UNAUTHORIZED REINSURANCE (DEPOSITS BY AND FUNDS WITHHELD FROM)					
18. Funds deposited by and withheld from (F)					250
19. Letters of credit (L)					
20. Trust agreements (T)					
21. Other (O)					
D. REINSURANCE WITH CERTIFIED REINSURERS (DEPOSITS BY AND FUNDS WITHHELD FROM)					
22. Multiple Beneficiary Trust					
23. Funds deposited by and withheld from (F)					
24. Letters of credit (L)					
25. Trust agreements (T)					
26. Other (O)					

ANNUAL STATEMENT FOR THE YEAR 2024 OF THE ENTRADA LIFE INSURANCE COMPANY

SCHEDULE S - PART 7

Restatement of Balance Sheet to Identify Net Credit for Ceded Reinsurance

	1 As Reported (net of ceded)	2 Restatement Adjustments	3 Restated (gross of ceded)
ASSETS (Page 2, Col. 3)			
1. Cash and invested assets (Line 12)	8,558,814		8,558,814
2. Reinsurance (Line 16)			
3. Premiums and considerations (Line 15)			
4. Net credit for ceded reinsurance	XXX	326,814	326,814
5. All other admitted assets (balance)	17,670		17,670
6. Total assets excluding Separate Accounts (Line 26)	8,576,484	326,814	8,903,298
7. Separate Account assets (Line 27)			
8. Total assets (Line 28)	8,576,484	326,814	8,903,298
LIABILITIES, CAPITAL AND SURPLUS (Page 3)			
9. Contract reserves (Lines 1 and 2)	486,059	326,814	812,873
10. Liability for deposit-type contracts (Line 3)			
11. Claim reserves (Line 4)			
12. Policyholder dividends/member refunds/reserves (Lines 5 through 7)			
13. Premium & annuity considerations received in advance (Line 8)	459		459
14. Other contract liabilities (Line 9)			
15. Reinsurance in unauthorized companies (Line 24.02 minus inset amount)			
16. Funds held under reinsurance treaties with unauthorized reinsurers (Line 24.03 minus inset amount)			
17. Reinsurance with Certified Reinsurers (Line 24.02 inset amount)			
18. Funds held under reinsurance treaties with Certified Reinsurers (Line 24.03 inset amount)			
19. All other liabilities (balance)	34,641		34,641
20. Total liabilities excluding Separate Accounts (Line 26)	521,159	326,814	847,973
21. Separate Account liabilities (Line 27)			
22. Total liabilities (Line 28)	521,159	326,814	847,973
23. Capital & surplus (Line 38)	8,055,326	XXX	8,055,326
24. Total liabilities, capital & surplus (Line 39)	8,576,484	326,814	8,903,298
NET CREDIT FOR CEDED REINSURANCE			
25. Contract reserves	326,814		
26. Claim reserves			
27. Policyholder dividends/reserves			
28. Premium & annuity considerations received in advance			
29. Liability for deposit-type contracts			
30. Other contract liabilities			
31. Reinsurance ceded assets			
32. Other ceded reinsurance recoverables			
33. Total ceded reinsurance recoverables	326,814		
34. Premiums and considerations			
35. Reinsurance in unauthorized companies			
36. Funds held under reinsurance treaties with unauthorized reinsurers			
37. Reinsurance with Certified Reinsurers			
38. Funds held under reinsurance treaties with Certified Reinsurers			
39. Other ceded reinsurance payables/offsets			
40. Total ceded reinsurance payable/offsets			
41. Total net credit for ceded reinsurance	326,814		

**ANNUAL STATEMENT FOR THE YEAR 2024 OF THE ENTRADA LIFE INSURANCE COMPANY
SCHEDULE T - PREMIUMS AND ANNUITY CONSIDERATIONS (b)**

Allocated by States and Territories

States, Etc.	1 Active Status (a)	Life Contracts		Direct Business Only			
		2 Life Insurance Premiums	3 Annuity Considerations	4 Accident and Health Insurance Premiums, Including Policy, Membership and Other Fees	5 Other Considerations	6 Total Columns 2 through 5 (b)	7 Deposit-Type Contracts
1. Alabama	AL	L					
2. Alaska	AK	L					
3. Arizona	AZ	L	202			202	
4. Arkansas	AR	L					
5. California	CA	L	858			858	
6. Colorado	CO	L	270			270	
7. Connecticut	CT	L					
8. Delaware	DE	L					
9. District of Columbia	DC	L					
10. Florida	FL	L	120			120	
11. Georgia	GA	L					
12. Hawaii	HI	L					
13. Idaho	ID	L					
14. Illinois	IL	L					
15. Indiana	IN	L					
16. Iowa	IA	L					
17. Kansas	KS	L					
18. Kentucky	KY	L					
19. Louisiana	LA	L	227			227	
20. Maine	ME	L					
21. Maryland	MD	L					
22. Massachusetts	MA	L					
23. Michigan	MI	L					
24. Minnesota	MN	L					
25. Mississippi	MS	L	50			50	
26. Missouri	MO	L					
27. Montana	MT	L					
28. Nebraska	NE	L					
29. Nevada	NV	L					
30. New Hampshire	NH	L					
31. New Jersey	NJ	L					
32. New Mexico	NM	L					
33. New York	NY	N					
34. North Carolina	NC	L	207			207	
35. North Dakota	ND	L					
36. Ohio	OH	L					
37. Oklahoma	OK	L	261			261	
38. Oregon	OR	L					
39. Pennsylvania	PA	L	116			116	
40. Rhode Island	RI	L					
41. South Carolina	SC	L					
42. South Dakota	SD	L					
43. Tennessee	TN	L					
44. Texas	TX	L	2,985			2,985	
45. Utah	UT	L					
46. Vermont	VT	L					
47. Virginia	VA	L					
48. Washington	WA	L					
49. West Virginia	WV	L					
50. Wisconsin	WI	L					
51. Wyoming	WY	L					
52. American Samoa	AS	N					
53. Guam	GU	N					
54. Puerto Rico	PR	N					
55. U.S. Virgin Islands	VI	N					
56. Northern Mariana Islands	MP	N					
57. Canada	CAN	N					
58. Aggregate Other Alien	OT	XXX					
59. Subtotal	XXX		5,296			5,296	
90. Reporting entity contributions for employee benefits plans	XXX						
91. Dividends or refunds applied to purchase paid-up additions and annuities	XXX						
92. Dividends or refunds applied to shorten endowment or premium paying period	XXX						
93. Premium or annuity considerations waived under disability or other contract provisions	XXX						
94. Aggregate or other amounts not allocable by State	XXX						
95. Totals (Direct Business)	XXX		5,296			5,296	
96. Plus reinsurance assumed	XXX						
97. Totals (All Business)	XXX		5,296			5,296	
98. Less reinsurance ceded	XXX						
99. Totals (All Business) less Reinsurance Ceded	XXX		5,296	(c)		5,296	
DETAILS OF WRITE-INS							
58001.	XXX						
58002.	XXX						
58003.	XXX						
58998. Summary of remaining write-ins for Line 58 from overflow page	XXX						
58999. Totals (Lines 58001 through 58003 plus 58998)(Line 58 above)	XXX						
9401.	XXX						
9402.	XXX						
9403.	XXX						
9498. Summary of remaining write-ins for Line 94 from overflow page	XXX						
9499. Totals (Lines 9401 through 9403 plus 9498)(Line 94 above)	XXX						

(a) Active Status Counts:

- 1. L - Licensed or Chartered - Licensed insurance carrier or domiciled RRG..... 50
- 2. R - Registered - Non-domiciled RRGs.....
- 3. E - Eligible - Reporting entities eligible or approved to write surplus lines in the state.....
- 4. Q - Qualified - Qualified or accredited reinsurer.....
- 5. N - None of the above - Not allowed to write business in the state..... 7

(b) Explanation of basis of allocation by states, etc., of premiums and annuity considerations
No allocation used.

(c) Column 4 should balance with Exhibit 1, Lines 6.4, 10.4 and 16.4, Col. 6, or with Schedule H, Part 1, Line 1, indicate which: Exhibit 1, Lines 6.4, 10.4, and 16.4, Col. 6.....

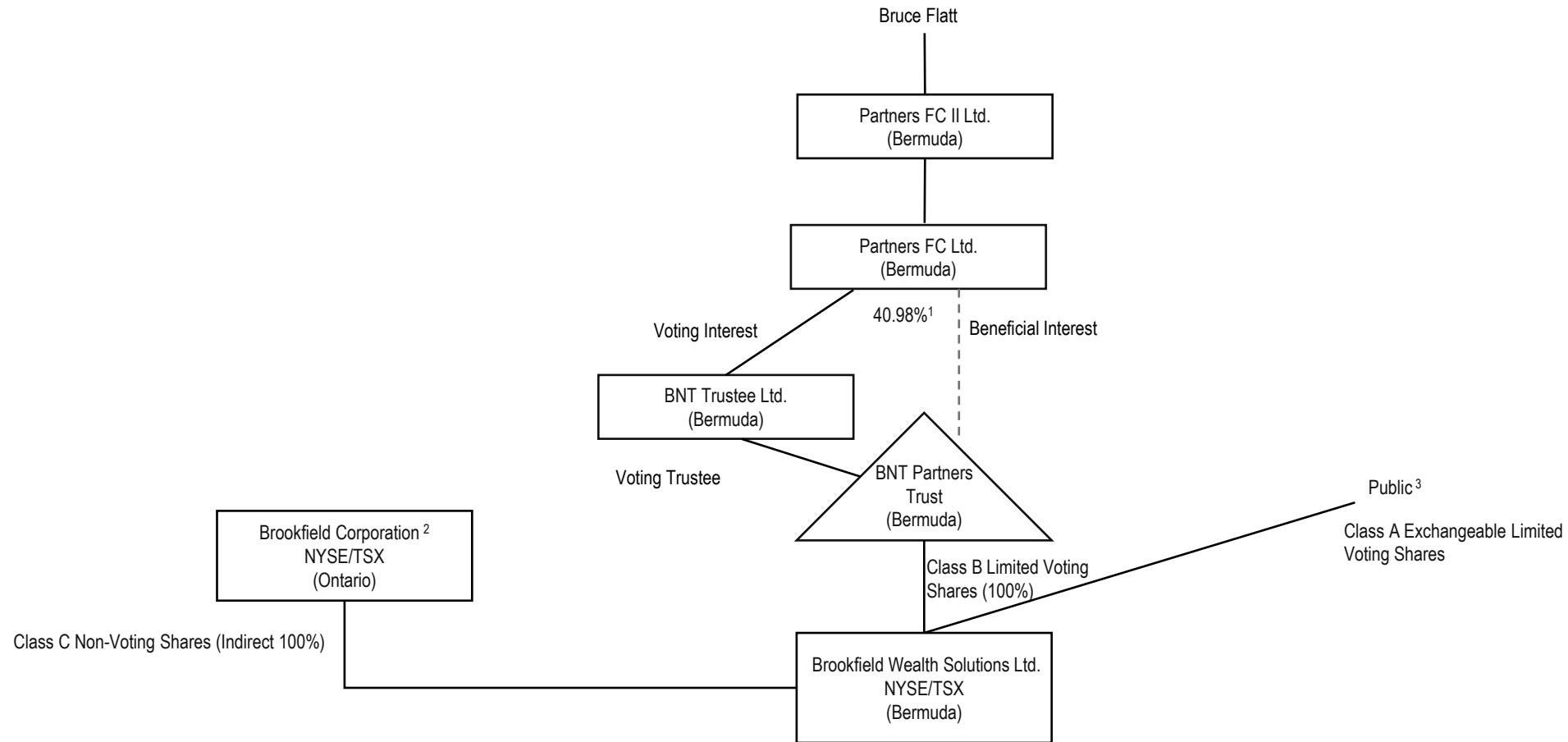
ANNUAL STATEMENT FOR THE YEAR 2024 OF THE ENTRADA LIFE INSURANCE COMPANY

SCHEDULE T - PART 2
INTERSTATE COMPACT - EXHIBIT OF PREMIUMS WRITTEN

Allocated by States and Territories

		Direct Business Only					
		1	2	3	4	5	6
States, Etc.		Life (Group and Individual)	Annuities (Group and Individual)	Disability Income (Group and Individual)	Long-Term Care (Group and Individual)	Deposit-Type Contracts	Totals
1. Alabama	AL						
2. Alaska	AK						
3. Arizona	AZ	202					202
4. Arkansas	AR						
5. California	CA	858					858
6. Colorado	CO	270					270
7. Connecticut	CT						
8. Delaware	DE						
9. District of Columbia	DC						
10. Florida	FL	120					120
11. Georgia	GA						
12. Hawaii	HI						
13. Idaho	ID						
14. Illinois	IL						
15. Indiana	IN						
16. Iowa	IA						
17. Kansas	KS						
18. Kentucky	KY						
19. Louisiana	LA	227					227
20. Maine	ME						
21. Maryland	MD						
22. Massachusetts	MA						
23. Michigan	MI						
24. Minnesota	MN						
25. Mississippi	MS	50					50
26. Missouri	MO						
27. Montana	MT						
28. Nebraska	NE						
29. Nevada	NV						
30. New Hampshire	NH						
31. New Jersey	NJ						
32. New Mexico	NM						
33. New York	NY						
34. North Carolina	NC	207					207
35. North Dakota	ND						
36. Ohio	OH						
37. Oklahoma	OK	261					261
38. Oregon	OR						
39. Pennsylvania	PA	116					116
40. Rhode Island	RI						
41. South Carolina	SC						
42. South Dakota	SD						
43. Tennessee	TN						
44. Texas	TX	2,985					2,985
45. Utah	UT						
46. Vermont	VT						
47. Virginia	VA						
48. Washington	WA						
49. West Virginia	WV						
50. Wisconsin	WI						
51. Wyoming	WY						
52. American Samoa	AS						
53. Guam	GU						
54. Puerto Rico	PR						
55. U.S. Virgin Islands	VI						
56. Northern Mariana Islands	MP						
57. Canada	CAN						
58. Aggregate Other Alien	OT						
59. Total		5,296					5,296

ANNUAL STATEMENT FOR THE YEAR 2024 OF THE ENTRADA LIFE INSURANCE COMPANY
SCHEDULE Y - INFORMATION CONCERNING ACTIVITIES OF INSURER MEMBERS OF A HOLDING COMPANY GROUP
PART 1 - ORGANIZATIONAL CHART

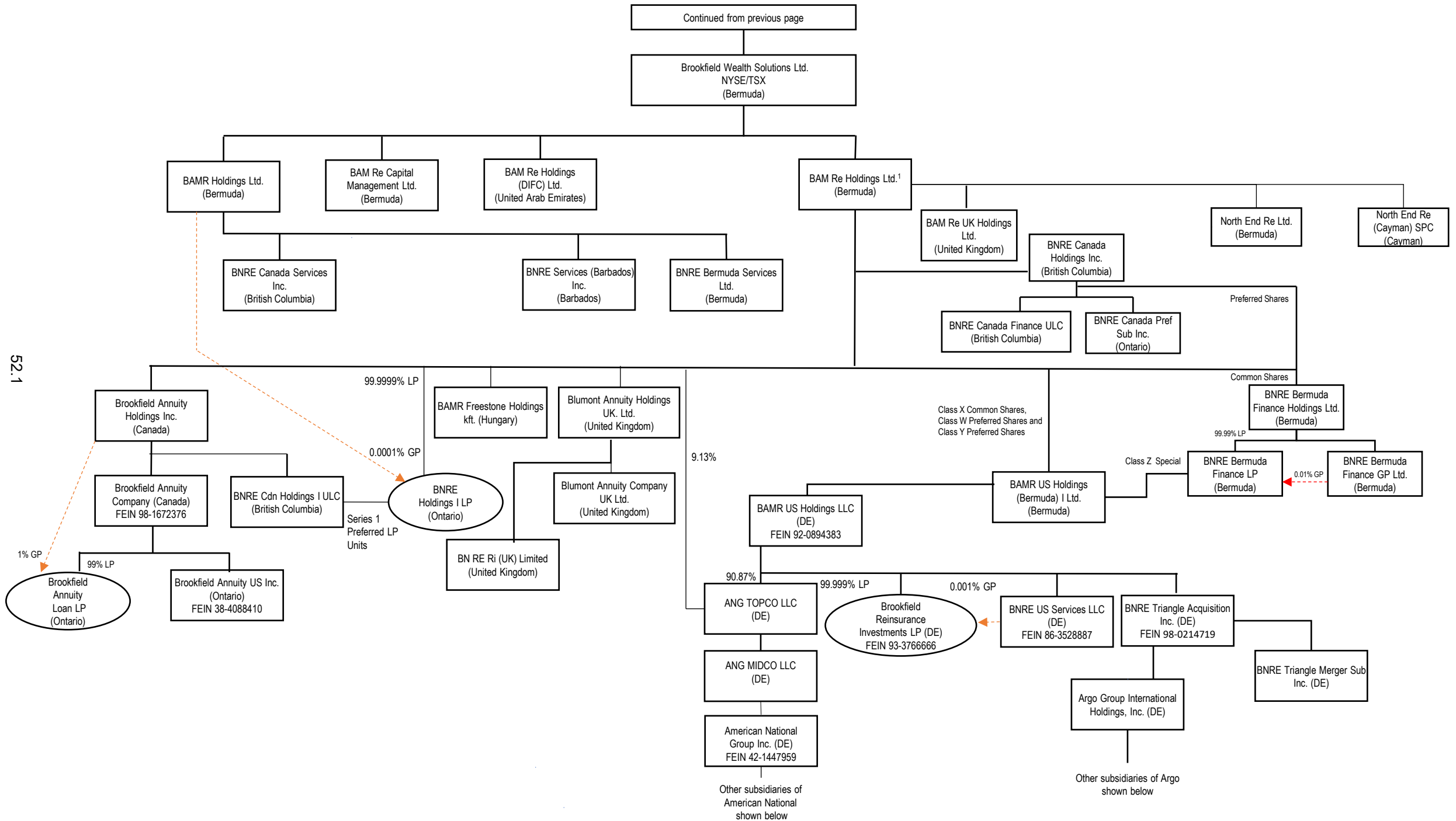


¹ This percentage represents both the percentage of beneficial interest in the BNT Partners Trust and the percentage of voting interest in BNT Trustee Ltd. The remaining 59.02% beneficial interest in BNT Partners Trust and 59.02% voting interest in BNT Trustee Ltd. is held through entities owned by (i) Brian Kingston (9%), (ii) Sachin Shah (9%), (iii) Barry Blattman (9%) (iv) Cyrus Madon (8%), (v) Connor Teskey (8%), (vi) Anuj Ranjan (8%), and (vii) Bill Powell (8%).

² Pursuant to Commissioner's Order No. 2022-7321 (HCS No. 1130540), Brookfield Corporation is not a control person within the Registrants' holding company system, however Brookfield Corporation is included in this organizational chart due to certain commitments made by Brookfield Corporation in connection with its disclaimer of affiliation filing.

³ In accordance with the Company's third amended and restated bye-laws, no person holds more than 9.9% of the voting power of the Class A Exchangeable Limited Voting Shares.

SCHEDULE Y - INFORMATION CONCERNING ACTIVITIES OF INSURER MEMBERS OF A HOLDING COMPANY GROUP
PART 1 - ORGANIZATIONAL CHART

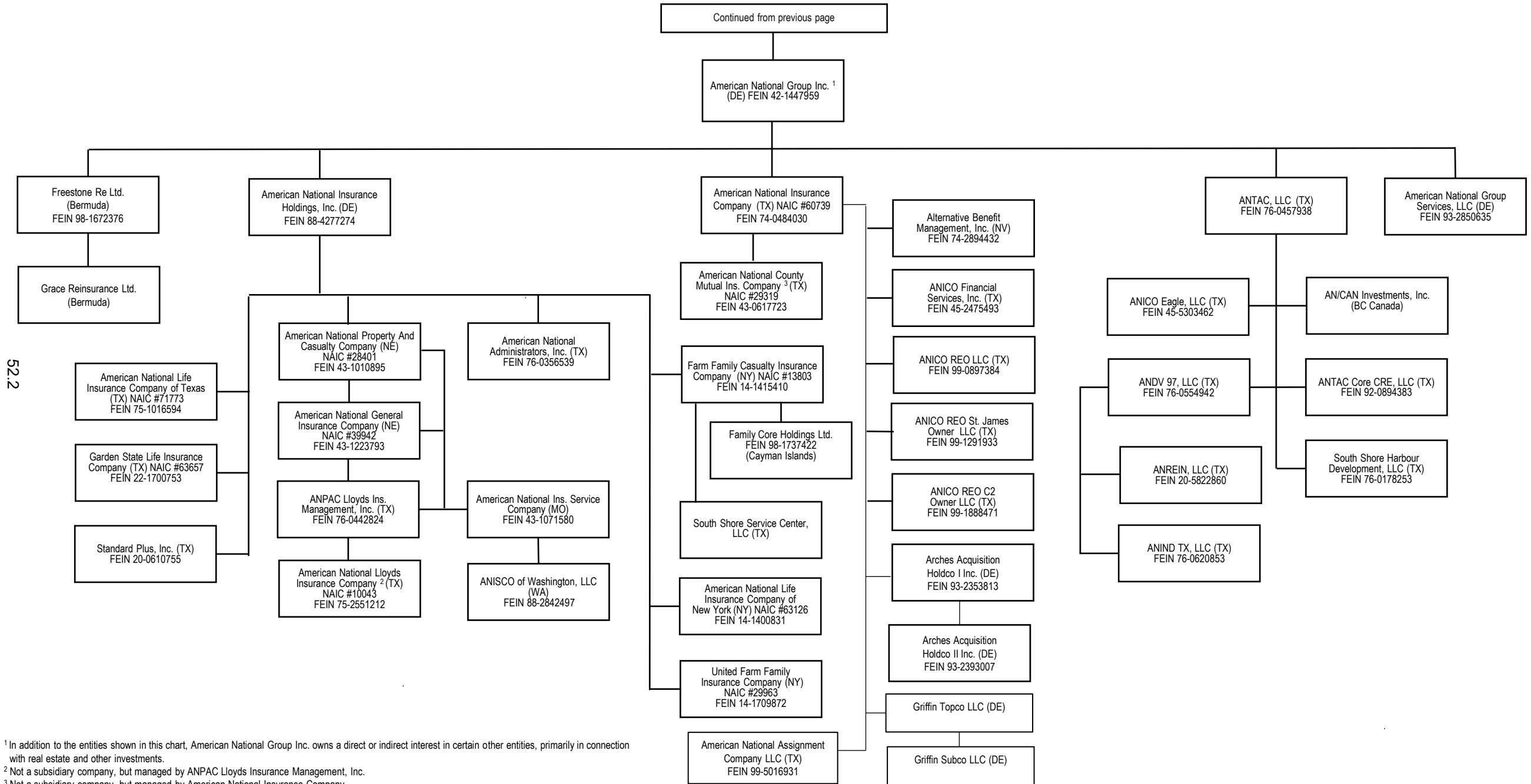


52.1

¹ In addition to the entities shown in this chart, BAM Re Holdings Ltd. owns direct or indirect interests in certain other entities, primarily in connection with investments.

ANNUAL STATEMENT FOR THE YEAR 2024 OF THE ENTRADA LIFE INSURANCE COMPANY

SCHEDULE Y - INFORMATION CONCERNING ACTIVITIES OF INSURER MEMBERS OF A HOLDING COMPANY GROUP
PART 1 - ORGANIZATIONAL CHART



52.2

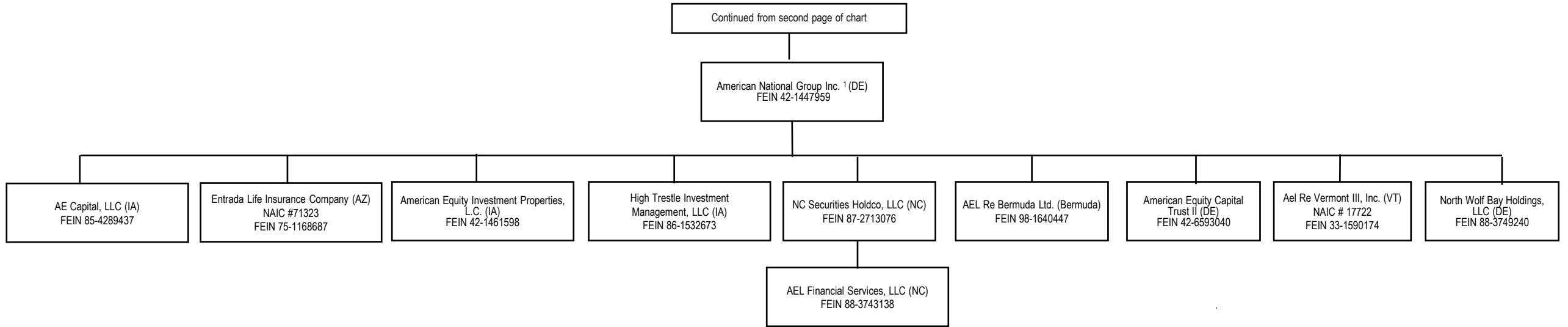
¹ In addition to the entities shown in this chart, American National Group Inc. owns a direct or indirect interest in certain other entities, primarily in connection with real estate and other investments.

² Not a subsidiary company, but managed by ANPAC Lloyds Insurance Management, Inc.

³ Not a subsidiary company, but managed by American National Insurance Company.

Note: All subsidiaries are wholly owned, except as noted.

ANNUAL STATEMENT FOR THE YEAR 2024 OF THE ENTRADA LIFE INSURANCE COMPANY
SCHEDULE Y - INFORMATION CONCERNING ACTIVITIES OF INSURER MEMBERS OF A HOLDING COMPANY GROUP
PART 1 - ORGANIZATIONAL CHART



52.3

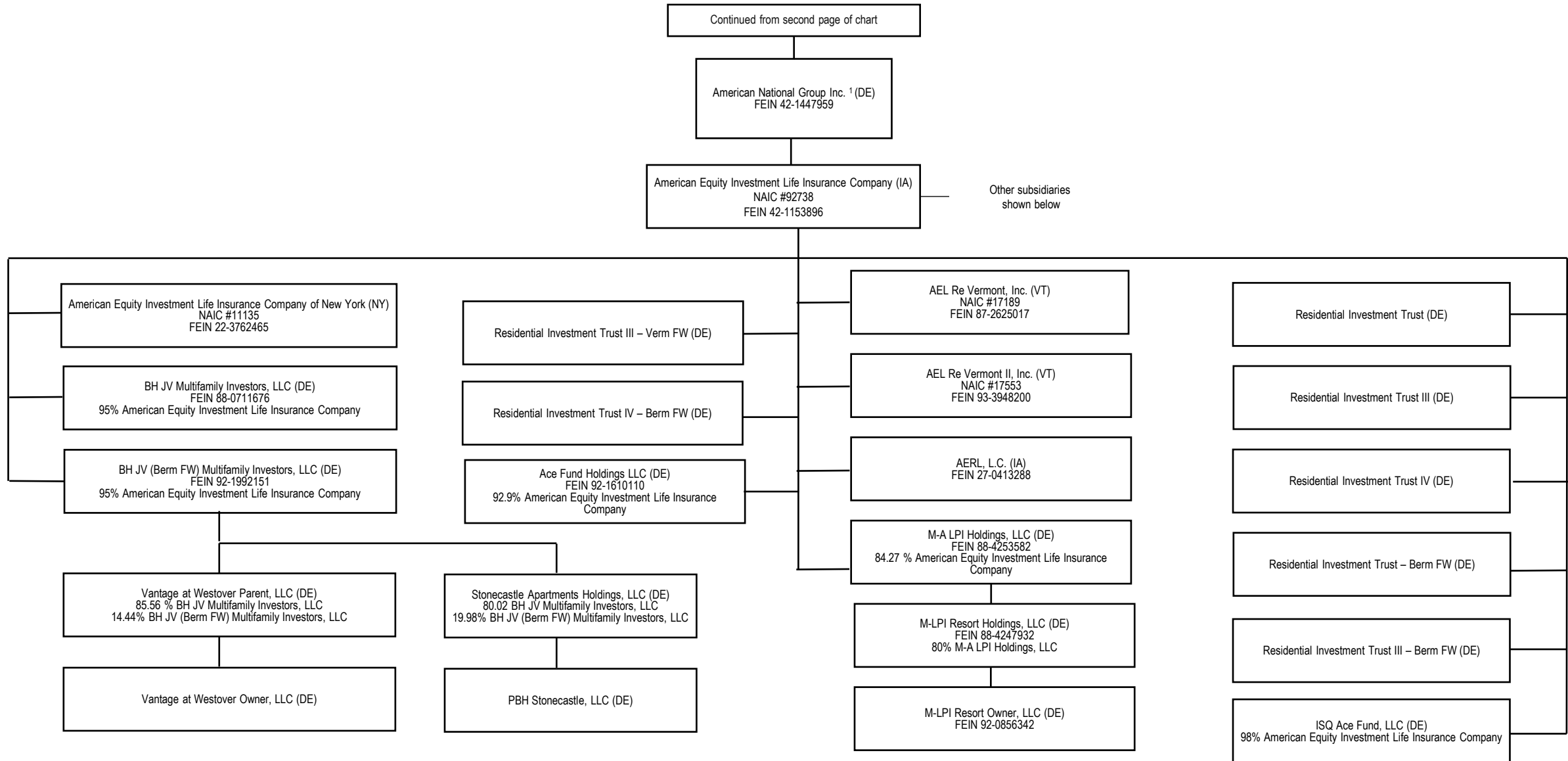
¹ In addition to the entities shown in this chart, American National Group Inc. owns a direct or indirect interest in certain other entities, primarily in connection with real estate and other investments.

Note: All subsidiaries are wholly owned, except as noted.

SCHEDULE Y - INFORMATION CONCERNING ACTIVITIES OF INSURER MEMBERS OF A HOLDING COMPANY GROUP

PART 1 - ORGANIZATIONAL CHART

52.4

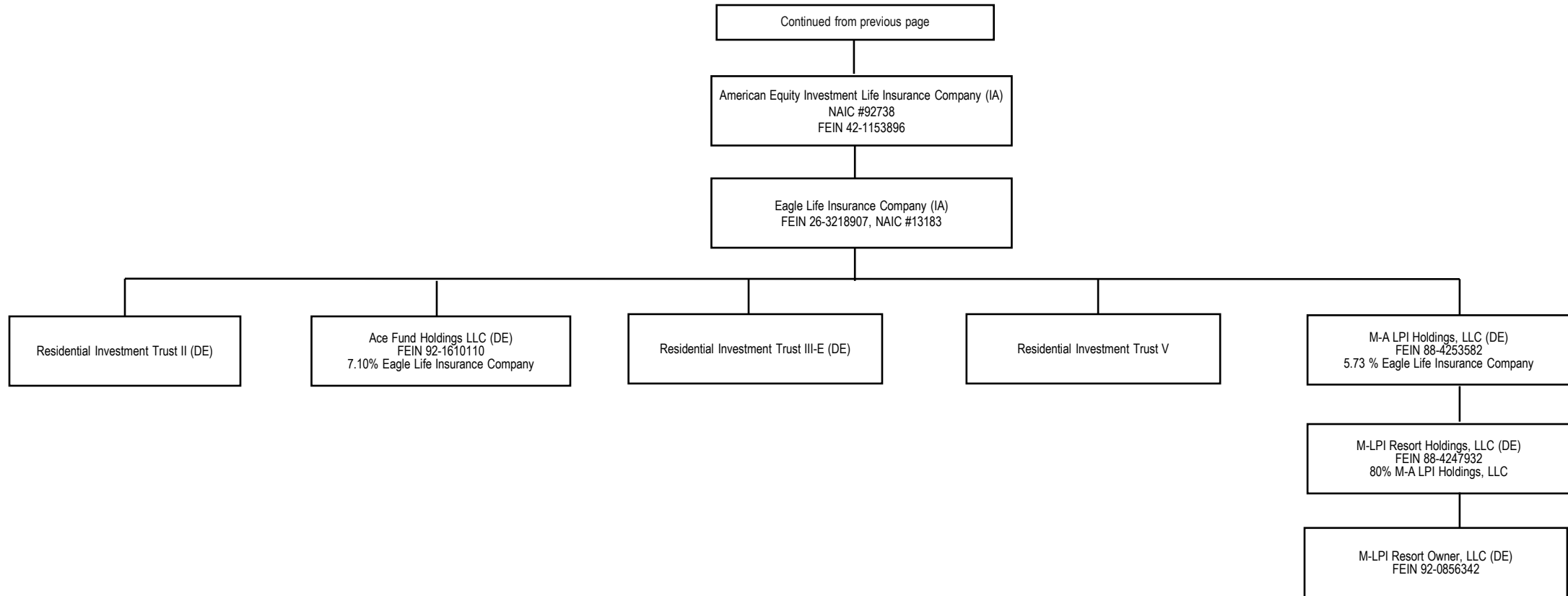


¹ In addition to the entities shown in this chart, American National Group Inc. owns a direct or indirect interest in certain other entities, primarily in connection with real estate and other investments.

Note: All subsidiaries are wholly owned, except as noted.

SCHEDULE Y - INFORMATION CONCERNING ACTIVITIES OF INSURER MEMBERS OF A HOLDING COMPANY GROUP

PART 1 - ORGANIZATIONAL CHART

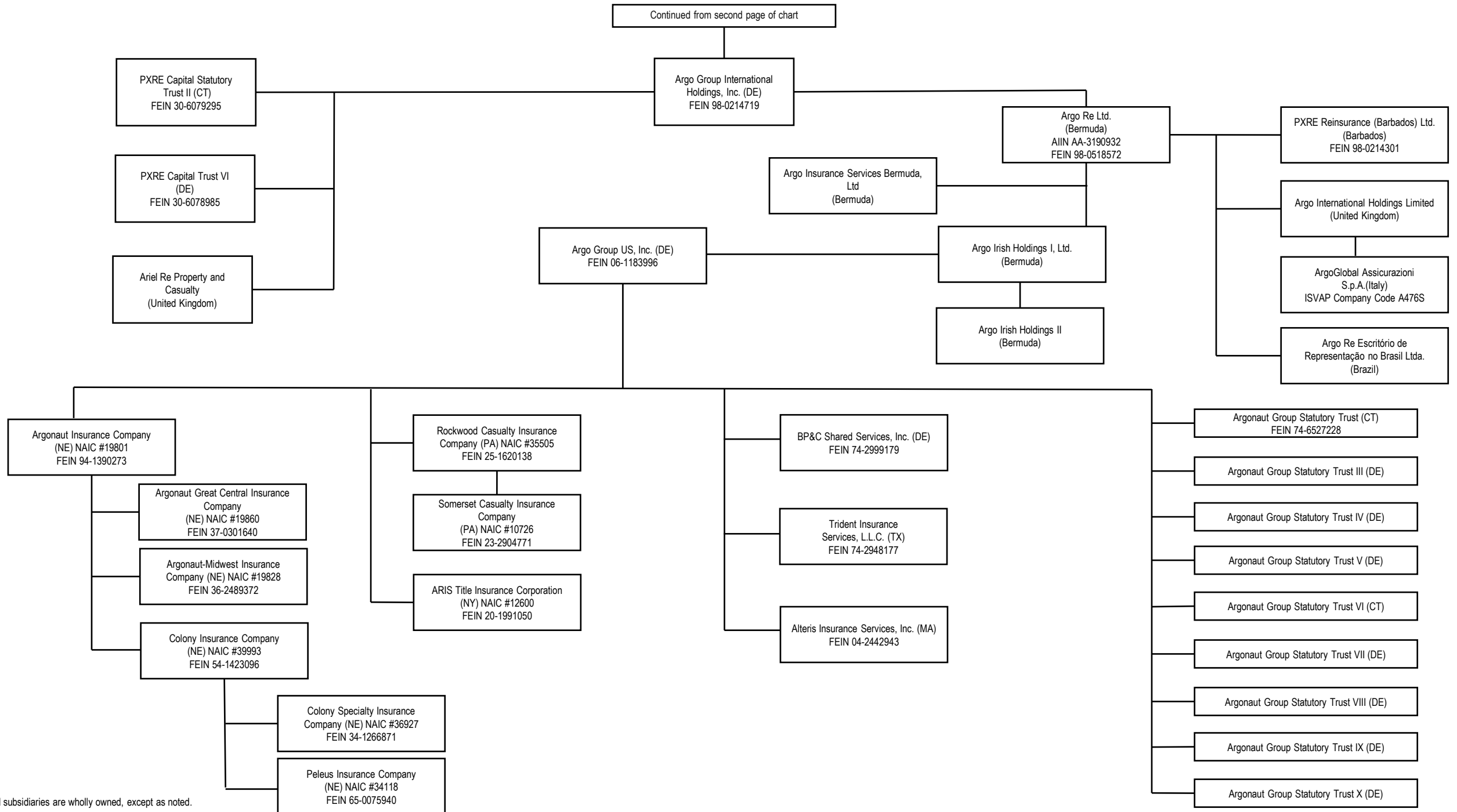


52.5

¹ In addition to the entities shown in this chart, American National Group Inc. owns a direct or indirect interest in certain other entities, primarily in connection with real estate and other investments.

Note: All subsidiaries are wholly owned, except as noted.

ANNUAL STATEMENT FOR THE YEAR 2024 OF THE ENTRADA LIFE INSURANCE COMPANY
SCHEDULE Y - INFORMATION CONCERNING ACTIVITIES OF INSURER MEMBERS OF A HOLDING COMPANY GROUP
PART 1 - ORGANIZATIONAL CHART



52.6

Note: All subsidiaries are wholly owned, except as noted.

ANNUAL STATEMENT FOR THE YEAR 2024 OF THE ENTRADA LIFE INSURANCE COMPANY

SCHEDULE Y

PART 1A - DETAIL OF INSURANCE HOLDING COMPANY SYSTEM

1	2	3	4	5	6	7	8	9	10	11	12	13	14	15	16
Group Code	Group Name	NAIC Company Code	ID Number	Federal RSSD	CIK	Name of Securities Exchange if Publicly Traded (U.S. or International)	Names of Parent, Subsidiaries Or Affiliates	Domiciliary Location	Relationship to Reporting Entity	Directly Controlled by (Name of Entity/Person)	Type of Control (Ownership, Board, Management, Attorney-in-Fact, Influence, Other)	If Control is Ownership Provide Percentage	Ultimate Controlling Entity(ies)/Person(s)	Is an SCA Filing Required? (Yes/No)	*
.0408	Brookfield Wealth Solutions Group	00000	98-1737979				1100 AoA Property Holdings Ltd.	.CYM	OTH	BAMR US Holdings LLC	Management	0.000	Brookfield Wealth Solutions Ltd.	NO	13
.0408	Brookfield Wealth Solutions Group	00000	98-1821375				2 MW Property Holdings Ltd.	.CYM	OTH	BAMR US Holdings LLC	Management	0.000	Brookfield Wealth Solutions Ltd.	NO	13
.0408	Brookfield Wealth Solutions Group	00000	98-1737992				200 Liberty Property Holdings Ltd.	.CYM	OTH	BAMR US Holdings LLC	Management	0.000	Brookfield Wealth Solutions Ltd.	NO	13
.0408	Brookfield Wealth Solutions Group	00000	98-1822375				200 Vesey Property Holdings Ltd.	.CYM	OTH	BAMR US Holdings LLC	Management	0.000	Brookfield Wealth Solutions Ltd.	NO	13
.0408	Brookfield Wealth Solutions Group	00000					2022 Ceres Note Issuer LP	.DE	OTH	American National Insurance Company	Ownership	100.000	Brookfield Wealth Solutions Ltd.	NO	13
.0408	Brookfield Wealth Solutions Group	00000					2022 Europa Note Issuer LP	.DE	OTH	American National Insurance Company	Ownership	100.000	Brookfield Wealth Solutions Ltd.	NO	13
.0408	Brookfield Wealth Solutions Group	00000					2022 Ganymede Note Issuer LP	.DE	OTH	American National Insurance Company	Ownership	100.000	Brookfield Wealth Solutions Ltd.	NO	13
.0408	Brookfield Wealth Solutions Group	00000					2022 IO Note Issuer LP	.DE	OTH	American National Insurance Company	Ownership	100.000	Brookfield Wealth Solutions Ltd.	NO	13
.0408	Brookfield Wealth Solutions Group	00000					2022 Titan Note Issuer LP	.DE	OTH	American National Insurance Company	Ownership	100.000	Brookfield Wealth Solutions Ltd.	NO	13
.0408	Brookfield Wealth Solutions Group	00000	98-1737984				225 Moana Property Holdings Ltd.	.CYM	OTH	BAMR US Holdings LLC	Management	0.000	Brookfield Wealth Solutions Ltd.	NO	13
.0408	Brookfield Wealth Solutions Group	00000	98-1821871				5 MW Property Holdings Ltd.	.CYM	OTH	BAMR US Holdings LLC	Management	0.000	Brookfield Wealth Solutions Ltd.	NO	13
.0408	Brookfield Wealth Solutions Group	00000					77G Propco Limited	.NJ	OTH	BAMR US Holdings LLC	Management	0.000	Brookfield Wealth Solutions Ltd.	NO	13
.0408	Brookfield Wealth Solutions Group	00000	98-1820535				Ala Moana Property Holdings Ltd.	.CYM	OTH	BAMR US Holdings LLC	Management	0.000	Brookfield Wealth Solutions Ltd.	NO	13
.0408	Brookfield Wealth Solutions Group	00000					ANG MIDCO I LLC	.DE	UIP	ANG TOPCO I LLC	Ownership	91.000	Brookfield Wealth Solutions Ltd.	NO	1
.0408	Brookfield Wealth Solutions Group	00000					ANG TOPCO I LLC	.DE	UIP	BAMR US Holdings LLC	Ownership	0.000	Brookfield Wealth Solutions Ltd.	NO	1
.0408	Brookfield Wealth Solutions Group	00000	93-2353813				Arches Acquisition Holdco I Inc.	.DE	OTH	American National Insurance Company	Ownership	100.000	Brookfield Wealth Solutions Ltd.	NO	1
.0408	Brookfield Wealth Solutions Group	00000	93-2393007				Arches Acquisition Holdco II Inc.	.DE	OTH	Arches Acquisition Holdco I Inc.	Ownership	100.000	Brookfield Wealth Solutions Ltd.	NO	1
.0408	Brookfield Wealth Solutions Group	00000	98-1748081				Archimedes L.P.	.CYM	OTH	American National Insurance Company	Ownership	48.300	Brookfield Wealth Solutions Ltd.	NO	13
.0408	Brookfield Wealth Solutions Group	00000					Argerich 2022-1, LLC	.DE	OTH	Argerich Holdco 2022-1, LLC	Ownership	100.000	Brookfield Wealth Solutions Ltd.	NO	13
.0408	Brookfield Wealth Solutions Group	00000					Argerich Holdco 2022-1, LLC	.DE	OTH	BAMR US Holdings LLC	Management	0.000	Brookfield Wealth Solutions Ltd.	NO	13
.0408	Brookfield Wealth Solutions Group	00000	99-1478288				Ashby Blane 2023-1 Holdco LLC	.DE	OTH	American National Group Inc.	Ownership	42.200	Brookfield Wealth Solutions Ltd.	NO	1
.0408	Brookfield Wealth Solutions Group	00000					Ashby Blane 2023-1 LLC	.DE	OTH	Ashby Blane 2023-1 Holdco LLC	Ownership	100.000	Brookfield Wealth Solutions Ltd.	NO	13
.0408	Brookfield Wealth Solutions Group	00000	98-1693420				Atreides 2022-1 Ltd.	.CYM	OTH	Atreides Leto 2023-1 Ltd.	Ownership	80.000	Brookfield Wealth Solutions Ltd.	NO	13
.0408	Brookfield Wealth Solutions Group	00000	98-1694739				Atreides Leto 2023-1 Ltd.	.CYM	OTH	Atreides Leto Holdco 2023-1 Ltd.	Ownership	100.000	Brookfield Wealth Solutions Ltd.	NO	13
.0408	Brookfield Wealth Solutions Group	00000	98-1691929				Atreides Leto Holdco 2023-1 Ltd.	.CYM	OTH	American National Insurance Company	Ownership	100.000	Brookfield Wealth Solutions Ltd.	NO	13
.0408	Brookfield Wealth Solutions Group	00000	98-1695168				Atreides Paul 2022-1 Ltd.	.CYM	OTH	Atreides Paul Holdco 2022-1 Ltd.	Ownership	100.000	Brookfield Wealth Solutions Ltd.	NO	13
.0408	Brookfield Wealth Solutions Group	00000	98-1691732				Atreides Paul Holdco 2022-1 Ltd.	.CYM	OTH	American National Insurance Company	Ownership	100.000	Brookfield Wealth Solutions Ltd.	NO	13
.0408	Brookfield Wealth Solutions Group	00000					Bach F1 2022-1, LLC	.DE	OTH	BAMR US Holdings LLC	Management	0.000	Brookfield Wealth Solutions Ltd.	NO	13
.0408	Brookfield Wealth Solutions Group	00000					BACH F1 Interco 2022-1, LLC	.DE	OTH	Bach F1 2022-1, LLC	Ownership	100.000	Brookfield Wealth Solutions Ltd.	NO	13
.0408	Brookfield Wealth Solutions Group	00000					BAM Re Bermuda Real Estate JV Member Ltd.	.BMU	OTH	BAM Re Holdings Ltd.	Ownership	49.000	Brookfield Wealth Solutions Ltd.	NO	13
.0408	Brookfield Wealth Solutions Group	00000					BAM Re Capital Management Ltd.	.BMU	NIA	Brookfield Wealth Solutions Ltd.	Ownership	100.000	Brookfield Wealth Solutions Ltd.	NO	1
.0408	Brookfield Wealth Solutions Group	00000					BAM Re Holdings (DIFC) Ltd.	.ARE	NIA	Brookfield Wealth Solutions Ltd.	Ownership	100.000	Brookfield Wealth Solutions Ltd.	NO	1
.0408	Brookfield Wealth Solutions Group	00000	85-9332827				BAM Re Holdings Ltd.	.BMU	UIP	Brookfield Wealth Solutions Ltd.	Ownership	100.000	Brookfield Wealth Solutions Ltd.	NO	1
.0408	Brookfield Wealth Solutions Group	00000					BAM Re UK Holdings Ltd.	.GBR	NIA	BAM Re Holdings Ltd.	Ownership	100.000	Brookfield Wealth Solutions Ltd.	NO	1
.0408	Brookfield Wealth Solutions Group	00000					BAM V Geneva LLC	.DE	OTH	Bventures Holdco LLC	Ownership	81.000	Brookfield Wealth Solutions Ltd.	NO	13
.0408	Brookfield Wealth Solutions Group	00000					BAMR BID II AIV LP	.CYM	OTH	American National Insurance Company	Ownership	100.000	Brookfield Wealth Solutions Ltd.	NO	13
.0408	Brookfield Wealth Solutions Group	00000					BAMR BID II US AIV LP	.CYM	OTH	Boole L.P.	Ownership	33.300	Brookfield Wealth Solutions Ltd.	NO	13
.0408	Brookfield Wealth Solutions Group	00000					BAMR Freestone Holdings kft.	.HUN	NIA	BAM Re Holdings Ltd.	Ownership	100.000	Brookfield Wealth Solutions Ltd.	NO	1
.0408	Brookfield Wealth Solutions Group	00000					BAMR Holdings Ltd.	.BMU	NIA	Brookfield Wealth Solutions Ltd.	Ownership	100.000	Brookfield Wealth Solutions Ltd.	NO	1
.0408	Brookfield Wealth Solutions Group	00000	45-5303462				BAMR US Holdings (Bermuda) I Ltd.	.BMU	UIP	BAM Re Holdings Ltd.	Ownership	100.000	Brookfield Wealth Solutions Ltd.	NO	1
.0408	Brookfield Wealth Solutions Group	00000	92-0894383				BAMR US Holdings LLC	.DE	UIP	BAMR US Holdings (Bermuda) I Ltd.	Ownership	100.000	Brookfield Wealth Solutions Ltd.	NO	1
.0408	Brookfield Wealth Solutions Group	00000	99-1498708				Bates Blane 2023-1 Holdco LLC	.DE	OTH	American National Group Inc.	Ownership	43.700	Brookfield Wealth Solutions Ltd.	NO	1
.0408	Brookfield Wealth Solutions Group	00000					Bates Blane 2023-1 LLC	.DE	OTH	BAMR US Holdings LLC	Management	0.000	Brookfield Wealth Solutions Ltd.	NO	13
.0408	Brookfield Wealth Solutions Group	00000					Bay Adelaide North Property Holdings Inc.	.CAN	OTH	American Equity Investment Life Insurance Company	Ownership	0.780	Brookfield Wealth Solutions Ltd.	NO	1
.0408	Brookfield Wealth Solutions Group	00000	79-1775620				Bay Adelaide North Property Holdings Inc.	.CAN	OTH	BAMR US Holdings LLC	Management	0.000	Brookfield Wealth Solutions Ltd.	NO	13
.0408	Brookfield Wealth Solutions Group	00000					Bay Adelaide Property Holdings Inc.	.CAN	OTH	BAMR US Holdings LLC	Management	0.000	Brookfield Wealth Solutions Ltd.	NO	13
.0408	Brookfield Wealth Solutions Group	00000	71-5308342				BFPL Calgary Property Holdings Inc.	.CAN	OTH	BAMR US Holdings LLC	Management	0.000	Brookfield Wealth Solutions Ltd.	NO	13
.0408	Brookfield Wealth Solutions Group	00000	75-3208214				BFPL Toronto Property Holdings Inc.	.CAN	OTH	BAMR US Holdings LLC	Management	0.000	Brookfield Wealth Solutions Ltd.	NO	13

ANNUAL STATEMENT FOR THE YEAR 2024 OF THE ENTRADA LIFE INSURANCE COMPANY

SCHEDULE Y
PART 1A - DETAIL OF INSURANCE HOLDING COMPANY SYSTEM

1	2	3	4	5	6	7	8	9	10	11	12	13	14	15	16
Group Code	Group Name	NAIC Company Code	ID Number	Federal RSSD	CIK	Name of Securities Exchange if Publicly Traded (U.S. or International)	Names of Parent, Subsidiaries Or Affiliates	Domiciliary Location	Relationship to Reporting Entity	Directly Controlled by (Name of Entity/Person)	Type of Control (Ownership, Board, Management, Attorney-in-Fact, Influence, Other)	If Control is Ownership Provide Percentage	Ultimate Controlling Entity(ies)/Person(s)	Is an SCA Filing Required? (Yes/No)	*
.0408	Brookfield Wealth Solutions Group	00000					BGL Pinehurst Land, LLC	.DE	OTH	American National Insurance Company	Ownership	100.000	Brookfield Wealth Solutions Ltd.	NO	13
.0408	Brookfield Wealth Solutions Group	00000					BGL Pinehurst, LLC	.DE	OTH	American National Insurance Company	Ownership	100.000	Brookfield Wealth Solutions Ltd.	NO	13
.0408	Brookfield Wealth Solutions Group	00000	88-1138054				BGL PT Land, LLC	.DE	OTH	Brookfield Reinsurance Investments LP	Ownership	100.000	Brookfield Wealth Solutions Ltd.	NO	13
.0408	Brookfield Wealth Solutions Group	00000					BGL PT, LLC	.DE	OTH	Brookfield Reinsurance Investments LP	Ownership	100.000	Brookfield Wealth Solutions Ltd.	NO	13
.0408	Brookfield Wealth Solutions Group	00000					BLI Pinehurst Mezz, LLC	.DE	OTH	American National Insurance Company	Ownership	100.000	Brookfield Wealth Solutions Ltd.	NO	13
.0408	Brookfield Wealth Solutions Group	00000					BLI Pinehurst, LLC	.DE	OTH	BLI Pinehurst Mezz, LLC	Ownership	100.000	Brookfield Wealth Solutions Ltd.	NO	13
.0408	Brookfield Wealth Solutions Group	00000					Blumont Annuity Company UK Ltd.	.GBR	NIA	Blumont Annuity Holdings UK Ltd.	Ownership	100.000	Brookfield Wealth Solutions Ltd.	NO	1
.0408	Brookfield Wealth Solutions Group	00000					Blumont Annuity Holdings UK Ltd.	.GBR	NIA	BAM Re Holdings Ltd.	Ownership	100.000	Brookfield Wealth Solutions Ltd.	NO	1
.0408	Brookfield Wealth Solutions Group	00000					Blumont Bermuda Real Estate JV LLC	.BMU	OTH	BAM Re Bermuda Real Estate JV Member Ltd.	Ownership	49.000	Brookfield Wealth Solutions Ltd.	NO	1
.0408	Brookfield Wealth Solutions Group	00000					BN RE Ri (UK) Limited	.GBR	OTH	Blumont Annuity Holdings UK Ltd.	Ownership	100.000	Brookfield Wealth Solutions Ltd.	NO	1
.0408	Brookfield Wealth Solutions Group	00000	98-1736669				BNRE 77G Holdings Ltd.	.BMU	OTH	BAM Re Holdings Ltd.	Ownership	100.000	Brookfield Wealth Solutions Ltd.	NO	13
.0408	Brookfield Wealth Solutions Group	00000	98-1790490				BNRE Bermuda Finance GP Ltd.	.BMU	NIA	BNRE Bermuda Finance Holdings Ltd.	Ownership	100.000	Brookfield Wealth Solutions Ltd.	NO	13
.0408	Brookfield Wealth Solutions Group	00000	98-1790499				BNRE Bermuda Finance Holdings Ltd.	.BMU	NIA	BAM Re Holdings Ltd.	Ownership	100.000	Brookfield Wealth Solutions Ltd.	NO	13
.0408	Brookfield Wealth Solutions Group	00000	98-1790480				BNRE Bermuda Finance LP	.BMU	NIA	BNRE Bermuda Finance GP Ltd.	Management	0.000	Brookfield Wealth Solutions Ltd.	NO	13
.0408	Brookfield Wealth Solutions Group	00000					BNRE Bermuda Services Ltd.	.BMU	NIA	BAMR Holdings Ltd.	Ownership	100.000	Brookfield Wealth Solutions Ltd.	NO	1
.0408	Brookfield Wealth Solutions Group	00000	99-1085964				BNRE Bventures TruckCo CDL, LLC	.DE	OTH	Meadow 2021-1 Holdco Ltd	Ownership	33.300	Brookfield Wealth Solutions Ltd.	NO	13
.0408	Brookfield Wealth Solutions Group	00000	98-1790219				BNRE Canada Finance LLC	.CAN	NIA	BNRE Canada Holdings Inc.	Ownership	100.000	Brookfield Wealth Solutions Ltd.	NO	13
.0408	Brookfield Wealth Solutions Group	00000	78-3081227				BNRE Canada Holdings Inc.	.CAN	NIA	BAM Re Holdings Ltd.	Ownership	100.000	Brookfield Wealth Solutions Ltd.	NO	13
.0408	Brookfield Wealth Solutions Group	00000					BNRE Canada Pref Sub Inc.	.CAN	NIA	BNRE Canada Holdings Inc.	Ownership	100.000	Brookfield Wealth Solutions Ltd.	NO	13
.0408	Brookfield Wealth Solutions Group	00000	77-0700342				BNRE Canada Services Inc.	.CAN	NIA	BAMR Holdings Ltd.	Ownership	100.000	Brookfield Wealth Solutions Ltd.	NO	1
.0408	Brookfield Wealth Solutions Group	00000	98-1773977				BNRE Cdn Holdings I ULC	.CAN	NIA	Brookfield Annuity Holdings Inc.	Ownership	100.000	Brookfield Wealth Solutions Ltd.	NO	1
.0408	Brookfield Wealth Solutions Group	00000					BNRE Holdings I LP	.CAN	NIA	BAMR Holdings Ltd.	Management	0.000	Brookfield Wealth Solutions Ltd.	NO	1
.0408	Brookfield Wealth Solutions Group	00000					BNRE Services (Barbados) Inc.	.BRB	NIA	BAMR Holdings Ltd.	Ownership	100.000	Brookfield Wealth Solutions Ltd.	NO	1
.0408	Brookfield Wealth Solutions Group	00000	92-2035543				BNRE Triangle Acquisition Inc.	.DE	NIA	BAMR US Holdings LLC	Ownership	100.000	Brookfield Wealth Solutions Ltd.	NO	1
.0408	Brookfield Wealth Solutions Group	00000	86-3528887				BNRE US Services LLC	.DE	NIA	BAMR US Holdings LLC	Ownership	100.000	Brookfield Wealth Solutions Ltd.	NO	1
.0408	Brookfield Wealth Solutions Group	00000	98-1672376				BNT Partners Trust	.BMU	UIP	BNT Trustee Ltd.	Management	0.000	Bruce Flatt	NO	
.0408	Brookfield Wealth Solutions Group	00000	76-0178253				BNT Trustee Ltd.	.BMU	UIP	Partners FC Ltd.	Ownership	41.000	Bruce Flatt	NO	
.0408	Brookfield Wealth Solutions Group	00000					Boccherini F2 2022-1, LLC	.DE	OTH	BAMR US Holdings LLC	Management	0.000	Brookfield Wealth Solutions Ltd.	NO	13
.0408	Brookfield Wealth Solutions Group	00000					Boccherini F2 Intero 2022-1, LLC	.DE	OTH	Boccherini F2 2022-1, LLC	Ownership	100.000	Brookfield Wealth Solutions Ltd.	NO	13
.0408	Brookfield Wealth Solutions Group	00000	98-1748101				Boole L.P.	.CYM	OTH	American National Insurance Company	Ownership	48.600	Brookfield Wealth Solutions Ltd.	NO	13
.0408	Brookfield Wealth Solutions Group	00000					Boulder Reinsurance (Cayman) Ltd.	.CYM	OTH	American National Group Inc.	Ownership	100.000	Brookfield Wealth Solutions Ltd.	NO	13
.0408	Brookfield Wealth Solutions Group	00000					Brahms PP 2022-1, LLC	.DE	OTH	BAMR US Holdings LLC	Management	0.000	Brookfield Wealth Solutions Ltd.	NO	13
.0408	Brookfield Wealth Solutions Group	00000					Brahms PP Intero 2022-1, LLC	.DE	OTH	Brahms PP 2022-1, LLC	Ownership	100.000	Brookfield Wealth Solutions Ltd.	NO	13
.0408	Brookfield Wealth Solutions Group	00000	98-1728948				BREF VI Cayman 1 LP	.CYM	OTH	BAM Re Holdings Ltd.	Management	0.000	Brookfield Wealth Solutions Ltd.	NO	13
.0408	Brookfield Wealth Solutions Group	00000	98-1774796				BREF VI Cayman 2 LP	.CYM	OTH	BAM Re Holdings Ltd.	Management	0.000	Brookfield Wealth Solutions Ltd.	NO	13
.0408	Brookfield Wealth Solutions Group	00000	98-1672376				Brookfield Annuity Company	.CAN	IA	Brookfield Annuity Holdings Inc.	Ownership	100.000	Brookfield Wealth Solutions Ltd.	NO	1
.0408	Brookfield Wealth Solutions Group	00000					Brookfield Annuity Holdings Inc.	.CAN	NIA	BAM Re Holdings Ltd.	Ownership	100.000	Brookfield Wealth Solutions Ltd.	NO	1
.0408	Brookfield Wealth Solutions Group	00000					Brookfield Annuity Loan LP	.CAN	NIA	Brookfield Annuity Holdings Inc.	Management	0.000	Brookfield Wealth Solutions Ltd.	NO	13
.0408	Brookfield Wealth Solutions Group	00000	98-4088410				Brookfield Annuity US Inc.	.CAN	NIA	Brookfield Annuity Company	Ownership	100.000	Brookfield Wealth Solutions Ltd.	NO	1
.0408	Brookfield Wealth Solutions Group	00000	93-3766666				Brookfield Reinsurance Investments LP	.DE	NIA	BNRE US Services LLC	Management	0.000	Brookfield Wealth Solutions Ltd.	NO	1
.0408	Brookfield Wealth Solutions Group	00000	20-1134768		1837429	NYSE, TSX	Brookfield Wealth Solutions Ltd.	.BMU	UIP	BNT Partners Trust	Other	0.000	Bruce Flatt	NO	2
.0408	Brookfield Wealth Solutions Group	00000					Bventures Holdco LLC	.DE	OTH	Chamberlain Blane 2023-1 LLC	Ownership	100.000	Brookfield Wealth Solutions Ltd.	NO	13
.0408	Brookfield Wealth Solutions Group	00000	88-1786620				Bventures LeverCo S-B, LLC	.DE	OTH	Bventures Holdco LLC	Ownership	86.000	Brookfield Wealth Solutions Ltd.	NO	13
.0408	Brookfield Wealth Solutions Group	00000	99-1086362				Bventures TruckCo CDL, LLC	.DE	OTH	Chamberlain Blane 2023-1 LLC	Ownership	86.000	Brookfield Wealth Solutions Ltd.	NO	13
.0408	Brookfield Wealth Solutions Group	00000	88-1746432				Bventures TruckCo S-C, LLC	.DE	OTH	Bventures Holdco LLC	Ownership	86.000	Brookfield Wealth Solutions Ltd.	NO	13
.0408	Brookfield Wealth Solutions Group	00000	88-1773069				Bventures VTSCO S-D, LLC	.DE	OTH	Bventures Holdco LLC	Ownership	86.700	Brookfield Wealth Solutions Ltd.	NO	13
.0408	Brookfield Wealth Solutions Group	00000					Bylsma 2022-1, LLC	.DE	OTH	Bylsma 2022-1, Ltd.	Ownership	100.000	Brookfield Wealth Solutions Ltd.	NO	13
.0408	Brookfield Wealth Solutions Group	00000	98-1684989				Bylsma 2022-1, Ltd.	.CYM	OTH	American National Insurance Company	Ownership	80.100	Brookfield Wealth Solutions Ltd.	NO	13
.0408	Brookfield Wealth Solutions Group	00000	98-1748248				Cantor L.P.	.CYM	OTH	American National Insurance Company	Ownership	47.700	Brookfield Wealth Solutions Ltd.	NO	13

ANNUAL STATEMENT FOR THE YEAR 2024 OF THE ENTRADA LIFE INSURANCE COMPANY

SCHEDULE Y
PART 1A - DETAIL OF INSURANCE HOLDING COMPANY SYSTEM

1	2	3	4	5	6	7	8	9	10	11	12	13	14	15	16
Group Code	Group Name	NAIC Company Code	ID Number	Federal RSSD	CIK	Name of Securities Exchange if Publicly Traded (U.S. or International)	Names of Parent, Subsidiaries Or Affiliates	Domi-ciliary Location	Relation-ship to Reporting Entity	Directly Controlled by (Name of Entity/Person)	Type of Control (Ownership, Board, Management, Attorney-in-Fact, Influence, Other)	If Control is Ownership Provide Percentage	Ultimate Controlling Entity(ies)/Person(s)	Is an SCA Filing Re-quired? (Yes/No)	*
.0408	Brookfield Wealth Solutions Group	00000					Casals 2022-1, LLC	DE	OTH	Casals 2022-1, Ltd.	Ownership	100.000	Brookfield Wealth Solutions Ltd.	NO	13
.0408	Brookfield Wealth Solutions Group	00000	98-1685005				Casals 2022-1, Ltd.	CYM	OTH	American National Insurance Company	Ownership	80.100	Brookfield Wealth Solutions Ltd.	NO	13
.0408	Brookfield Wealth Solutions Group	00000	99-1515603				Chamberlain Blane 2023-1 Holdco LLC	DE	OTH	BAMR US Holdings LLC	Ownership	50.700	Brookfield Wealth Solutions Ltd.	NO	1
.0408	Brookfield Wealth Solutions Group	00000					Chamberlain Blane 2023-1 LLC	DE	OTH	Chamberlain Blane 2023-1 Holdco LLC	Ownership	100.000	Brookfield Wealth Solutions Ltd.	NO	13
.0408	Brookfield Wealth Solutions Group	00000					D VI Delta Acquisition 2 LLC	DE	OTH	BAMR US Holdings LLC	Management	0.000	Brookfield Wealth Solutions Ltd.	NO	13
.0408	Brookfield Wealth Solutions Group	00000					Dupre 2022-1, LLC	DE	OTH	Dupre 2022-1, Ltd.	Ownership	100.000	Brookfield Wealth Solutions Ltd.	NO	13
.0408	Brookfield Wealth Solutions Group	00000	98-1685038				Dupre 2022-1, Ltd.	CYM	OTH	American National Insurance Company	Ownership	100.000	Brookfield Wealth Solutions Ltd.	NO	13
.0408	Brookfield Wealth Solutions Group	00000	98-1821933				Eugene Property Holdings Ltd.	CYM	OTH	BAMR US Holdings LLC	Management	0.000	Brookfield Wealth Solutions Ltd.	NO	13
.0408	Brookfield Wealth Solutions Group	00000	99-1539863				Ewing Blane 2023-1 Holdco LLC	DE	OTH	American National Insurance Company	Ownership	74.000	Brookfield Wealth Solutions Ltd.	NO	1
.0408	Brookfield Wealth Solutions Group	00000					Ewing Blane 2023-1 LLC	DE	OTH	Ewing Blane 2023-1 Holdco LLC	Ownership	100.000	Brookfield Wealth Solutions Ltd.	NO	13
.0408	Brookfield Wealth Solutions Group	00000	98-1737778				Grace Property Holdings Limited	CYM	OTH	BAMR US Holdings LLC	Management	0.000	Brookfield Wealth Solutions Ltd.	NO	13
.0408	Brookfield Wealth Solutions Group	00000					Grace Reinsurance Ltd	BMU	NIA	Freestone Re Ltd.	Ownership	100.000	Brookfield Wealth Solutions Ltd.	NO	1
.0408	Brookfield Wealth Solutions Group	00000	92-3985861				Harrell 2023-1, LLC	DE	OTH	BAMR US Holdings LLC	Management	0.000	Brookfield Wealth Solutions Ltd.	NO	13
.0408	Brookfield Wealth Solutions Group	00000	92-4009671				Isserlis 2023-1, LLC	DE	OTH	BAMR US Holdings LLC	Management	0.000	Brookfield Wealth Solutions Ltd.	NO	13
.0408	Brookfield Wealth Solutions Group	00000	93-4288766				Johnston 2023-1, LLC	DE	OTH	BAMR US Holdings LLC	Management	0.000	Brookfield Wealth Solutions Ltd.	NO	13
.0408	Brookfield Wealth Solutions Group	00000	98-1822873				Jordan Creek Property Holdings Ltd.	CYM	OTH	BAMR US Holdings LLC	Management	0.000	Brookfield Wealth Solutions Ltd.	NO	13
.0408	Brookfield Wealth Solutions Group	00000	98-1820559				La Cantera Property Holdings Ltd.	CYM	OTH	BAMR US Holdings LLC	Management	0.000	Brookfield Wealth Solutions Ltd.	NO	13
.0408	Brookfield Wealth Solutions Group	00000	33-3669600				LCM E Issuer, LP	DE	OTH	BAMR US Holdings LLC	Management	0.000	Brookfield Wealth Solutions Ltd.	NO	13
.0408	Brookfield Wealth Solutions Group	00000	99-4182456				LCM G Issuer, LP	DE	OTH	BAMR US Holdings LLC	Management	0.000	Brookfield Wealth Solutions Ltd.	NO	1
.0408	Brookfield Wealth Solutions Group	00000	98-1737739				Lilia Property Holdings Ltd	CYM	OTH	BAMR US Holdings LLC	Management	0.000	Brookfield Wealth Solutions Ltd.	NO	13
.0408	Brookfield Wealth Solutions Group	00000					McCarren 2021-1 Holdco Ltd.	CYM	OTH	McCarren 2021-1 Ltd.	Ownership	100.000	Brookfield Wealth Solutions Ltd.	NO	13
.0408	Brookfield Wealth Solutions Group	00000					McCarren 2021-1 Ltd.	CYM	OTH	BAM Re Holdings Ltd.	Ownership	100.000	Brookfield Wealth Solutions Ltd.	NO	13
.0408	Brookfield Wealth Solutions Group	00000					Meadow 2021-1 Holdco Ltd.	CYM	OTH	Meadow 2021-1 Ltd.	Ownership	100.000	Brookfield Wealth Solutions Ltd.	NO	13
.0408	Brookfield Wealth Solutions Group	00000					Meadow 2021-1 Ltd.	CYM	OTH	BAM Re Holdings Ltd.	Ownership	100.000	Brookfield Wealth Solutions Ltd.	NO	13
.0408	Brookfield Wealth Solutions Group	00000					North End Re (Cayman) SPC	CYM	IA	BAM Re Holdings Ltd.	Ownership	100.000	Brookfield Wealth Solutions Ltd.	NO	1
.0408	Brookfield Wealth Solutions Group	00000					North End Re Ltd.	BMU	IA	BAM Re Holdings Ltd.	Ownership	100.000	Brookfield Wealth Solutions Ltd.	NO	1
.0408	Brookfield Wealth Solutions Group	00000	98-1737429				One Liberty Plaza Property Holdings Limited	CYM	OTH	BAMR US Holdings LLC	Management	0.000	Brookfield Wealth Solutions Ltd.	NO	13
.0408	Brookfield Wealth Solutions Group	00000					Partners FC II Ltd.	BMU	UIP	Bruce Flatt	Ownership	100.000	Bruce Flatt	NO	
.0408	Brookfield Wealth Solutions Group	00000					Partners FC Ltd.	BMU	UIP	Partners FC II Ltd.	Ownership	100.000	Bruce Flatt	NO	
.0408	Brookfield Wealth Solutions Group	00000					Prospect 2021-1 Holdco Ltd.	CYM	OTH	Prospect 2021-1 Ltd.	Ownership	100.000	Brookfield Wealth Solutions Ltd.	NO	13
.0408	Brookfield Wealth Solutions Group	00000					Prospect 2021-1 Ltd.	CYM	OTH	BAM Re Holdings Ltd.	Ownership	100.000	Brookfield Wealth Solutions Ltd.	NO	13
.0408	Brookfield Wealth Solutions Group	00000	99-1363460				RLS Borrower, LLC	DE	OTH	RLS Holdco, LLC	Ownership	100.000	Brookfield Wealth Solutions Ltd.	NO	13
.0408	Brookfield Wealth Solutions Group	00000	33-2297899				RLS Series I Borrower LLC	DE	OTH	RLS Holdco LLC	Ownership	100.000	Brookfield Wealth Solutions Ltd.	NO	13
.0408	Brookfield Wealth Solutions Group	00000	99-1382199				RLS Holdco, LLC	DE	OTH	American National Insurance Company	Ownership	80.200	Brookfield Wealth Solutions Ltd.	NO	13
.0408	Brookfield Wealth Solutions Group	00000	93-2732031				SG BMR LLC	DE	OTH	Chamberlain Blane 2023-1 LLC	Ownership	100.000	Brookfield Wealth Solutions Ltd.	NO	13
.0408	Brookfield Wealth Solutions Group	00000	88-3971831				TX Galileo LLC	DE	OTH	BAMR US Holdings LLC	Management	0.000	Brookfield Wealth Solutions Ltd.	NO	13
.0408	Brookfield Wealth Solutions Group	00000	88-3904685				TX Hooke LLC	DE	OTH	BAMR US Holdings LLC	Management	0.000	Brookfield Wealth Solutions Ltd.	NO	13
.0408	Brookfield Wealth Solutions Group	00000	88-3957208				TX Kepler LLC	DE	OTH	BAMR US Holdings LLC	Management	0.000	Brookfield Wealth Solutions Ltd.	NO	13
.0408	Brookfield Wealth Solutions Group	00000	88-3921297				TX Leibniz LLC	DE	OTH	BAMR US Holdings LLC	Management	0.000	Brookfield Wealth Solutions Ltd.	NO	13
.0408	Brookfield Wealth Solutions Group	00000	88-3871687				TX Newton LLC	DE	OTH	BAMR US Holdings LLC	Management	0.000	Brookfield Wealth Solutions Ltd.	NO	13
.0408	Brookfield Wealth Solutions Group	00000	88-3889808				TX Wren LLC	DE	OTH	BAMR US Holdings LLC	Management	0.000	Brookfield Wealth Solutions Ltd.	NO	13
.0408	Brookfield Wealth Solutions Group	00000	98-1822653				Tyson's Galleria Property Holdings Ltd.	CYM	OTH	BAMR US Holdings LLC	Management	0.000	Brookfield Wealth Solutions Ltd.	NO	13
.0408	Brookfield Wealth Solutions Group	00000					Volta Holdings LP	CYM	OTH	American Equity Investment Life Insurance Company	Ownership	72.000	BAMR Holdings Ltd	NO	1
.0408	Brookfield Wealth Solutions Group	00000	98-1822700				Willowbrook Property Holdings Ltd.	CYM	OTH	BAMR US Holdings LLC	Management	0.000	Brookfield Wealth Solutions Ltd.	NO	13
.0408	Brookfield Wealth Solutions Group	00000	98-1822913				Woodlands Mall Property Holdings Ltd.	CYM	OTH	BAMR US Holdings LLC	Management	0.000	Brookfield Wealth Solutions Ltd.	NO	13
.0408	Brookfield Wealth Solutions Group	60739	74-0484030	1343722			American National Insurance Company	TX	IA	American National Group Inc.	Ownership	100.000	Brookfield Wealth Solutions Ltd.	NO	1

ANNUAL STATEMENT FOR THE YEAR 2024 OF THE ENTRADA LIFE INSURANCE COMPANY

SCHEDULE Y
PART 1A - DETAIL OF INSURANCE HOLDING COMPANY SYSTEM

1	2	3	4	5	6	7	8	9	10	11	12	13	14	15	16
Group Code	Group Name	NAIC Company Code	ID Number	Federal RSSD	CIK	Name of Securities Exchange if Publicly Traded (U.S. or International)	Names of Parent, Subsidiaries Or Affiliates	Domiciliary Location	Relationship to Reporting Entity	Directly Controlled by (Name of Entity/Person)	Type of Control (Ownership, Board, Management, Attorney-in-Fact, Influence, Other)	If Control is Ownership Provide Percentage	Ultimate Controlling Entity(ies)/Person(s)	Is an SCA Filing Required? (Yes/No)	*
.0408	Brookfield Wealth Solutions Group	71773	75-1016594	1343731			American National Life Insurance Company of Texas	TX	IA	American National Insurance Holdings, Inc.	Ownership	100.000	Brookfield Wealth Solutions Ltd.	NO	1
.0408	Brookfield Wealth Solutions Group	63657	22-1700753				Garden State Life Insurance Company	TX	IA	American National Insurance Holdings, Inc.	Ownership	100.000	Brookfield Wealth Solutions Ltd.	NO	1
.0408	Brookfield Wealth Solutions Group	63126	14-1400831				American National Life Insurance Company of New York	NY	IA	American National Insurance Holdings, Inc.	Ownership	100.000	Brookfield Wealth Solutions Ltd.	NO	1
.0408	Brookfield Wealth Solutions Group	13803	14-1415410				Farm Family Casualty Insurance Company	NY	IA	American National Insurance Holdings, Inc.	Ownership	100.000	Brookfield Wealth Solutions Ltd.	NO	1
.0408	Brookfield Wealth Solutions Group	29963	14-1709872				United Farm Family Insurance Company	NY	IA	American National Insurance Holdings, Inc.	Ownership	100.000	Brookfield Wealth Solutions Ltd.	NO	1
.0408	Brookfield Wealth Solutions Group	28401	43-1010895	1343946			American National Property and Casualty Company	NE	IA	American National Insurance Holdings, Inc.	Ownership	100.000	Brookfield Wealth Solutions Ltd.	NO	1
.0408	Brookfield Wealth Solutions Group	39942	43-1223793				American National General Insurance Company	NE	IA	American National Property and Casualty Company	Ownership	100.000	Brookfield Wealth Solutions Ltd.	NO	1
.0408	Brookfield Wealth Solutions Group	29319	43-0617723				American National County Mutual Insurance Company	TX	IA	American National Insurance Company	Management	0.000	Brookfield Wealth Solutions Ltd.	NO	1
.0408	Brookfield Wealth Solutions Group	10043	75-2551212				American National Lloyds Insurance Company	TX	IA	ANPAC Lloyds Insurance Management, Inc.	Attorney-In-Fact	0.000	Brookfield Wealth Solutions Ltd.	NO	1
.0408	Brookfield Wealth Solutions Group	00000	42-1447959	3981379	1039828	NYSE	American National Group Inc.	DE	UDP	ANG MIDCO I LLC	Ownership	100.000	Brookfield Wealth Solutions Ltd.	NO	1
.0408	Brookfield Wealth Solutions Group	00000	88-4277274				American National Insurance Holdings, Inc.	DE	NIA	American National Group Inc.	Ownership	100.000	Brookfield Wealth Solutions Ltd.	NO	1
.0408	Brookfield Wealth Solutions Group	00000	76-0457938				ANTAC, LLC	TX	NIA	American National Group Inc.	Ownership	100.000	Brookfield Wealth Solutions Ltd.	NO	1
.0408	Brookfield Wealth Solutions Group	00000	74-2894432				Alternative Benefit Management, Inc.	NV	NIA	American National Insurance Company	Ownership	100.000	Brookfield Wealth Solutions Ltd.	NO	1
.0408	Brookfield Wealth Solutions Group	00000	45-2475493				ANICO Financial Services, Inc.	TX	NIA	American National Insurance Company	Ownership	100.000	Brookfield Wealth Solutions Ltd.	NO	1
.0408	Brookfield Wealth Solutions Group	00000	76-0356539				American National Administrators, Inc.	TX	NIA	American National Insurance Holdings, Inc.	Ownership	100.000	Brookfield Wealth Solutions Ltd.	NO	1
.0408	Brookfield Wealth Solutions Group	00000	43-1071580				American National Insurance Service Company	MO	NIA	American National Property and Casualty Company	Ownership	100.000	Brookfield Wealth Solutions Ltd.	NO	1
.0408	Brookfield Wealth Solutions Group	00000	88-2842497				ANISCO of Washington, LLC	WA	NIA	American National Insurance Service Company	Ownership	100.000	Brookfield Wealth Solutions Ltd.	NO	1
.0408	Brookfield Wealth Solutions Group	00000	76-0442824				ANPAC Lloyds Insurance Management, Inc.	TX	NIA	American National Property and Casualty Company	Ownership	100.000	Brookfield Wealth Solutions Ltd.	NO	1
.0408	Brookfield Wealth Solutions Group	00000	76-0620853				ANIND TX, LLC	TX	NIA	ANDV 97, LLC	Ownership	100.000	Brookfield Wealth Solutions Ltd.	NO	1
.0408	Brookfield Wealth Solutions Group	00000	20-5822860				ANREINV, LLC	TX	NIA	ANDV 97, LLC	Ownership	100.000	Brookfield Wealth Solutions Ltd.	NO	1
.0408	Brookfield Wealth Solutions Group	00000	76-0554942				ANDV 97, LLC	TX	NIA	ANTAC, LLC	Ownership	100.000	Brookfield Wealth Solutions Ltd.	NO	1
.0408	Brookfield Wealth Solutions Group	00000	45-5303462				ANICO Eagle, LLC	TX	NIA	ANTAC, LLC	Ownership	100.000	Brookfield Wealth Solutions Ltd.	NO	1
.0408	Brookfield Wealth Solutions Group	00000					AN/CAN Investments, Inc.	CAN	NIA	ANTAC, LLC	Ownership	100.000	Brookfield Wealth Solutions Ltd.	NO	1
.0408	Brookfield Wealth Solutions Group	00000	98-1674569				Freestone Re Ltd.	BMU	IA	American National Group Inc.	Ownership	100.000	Brookfield Wealth Solutions Ltd.	NO	1
.0408	Brookfield Wealth Solutions Group	00000	76-0178253				South Shore Harbour Development, LLC	TX	NIA	ANTAC, LLC	Ownership	100.000	Brookfield Wealth Solutions Ltd.	NO	1
.0408	Brookfield Wealth Solutions Group	00000	20-0610755				Standard Plus, Inc.	TX	NIA	American National Insurance Holdings, Inc.	Ownership	100.000	Brookfield Wealth Solutions Ltd.	NO	1
.0408	Brookfield Wealth Solutions Group	00000	80-0947060				Town Center Partners, Ltd.	TX	NIA	TC Blvd. Partners, LLC	Management	0.000	Brookfield Wealth Solutions Ltd.	NO	1
.0408	Brookfield Wealth Solutions Group	00000	76-0444990				Town and Country Partnership	TX	NIA	ANDV 97, LLC	Ownership	72.200	Brookfield Wealth Solutions Ltd.	NO	1
.0408	Brookfield Wealth Solutions Group	00000	46-3426560				TC Blvd. Partners, LLC	TX	NIA	ANICO Eagle, LLC	Ownership	87.700	Brookfield Wealth Solutions Ltd.	NO	1
.0408	Brookfield Wealth Solutions Group	00000	46-3432650				TC Blvd. Partners II, LLC	TX	NIA	ANICO Eagle, LLC	Ownership	95.000	Brookfield Wealth Solutions Ltd.	NO	1
.0408	Brookfield Wealth Solutions Group	00000	20-8243164				MRPL Retail Partners, Ltd. (Shops at Bella Terra)	TX	NIA	ANICO Eagle, LLC	Ownership	100.000	Brookfield Wealth Solutions Ltd.	NO	1
.0408	Brookfield Wealth Solutions Group	00000	20-4937509				Germann Road Land Development, LLC	CO	NIA	ANICO Eagle, LLC	Ownership	100.000	Brookfield Wealth Solutions Ltd.	NO	1
.0408	Brookfield Wealth Solutions Group	00000	83-2964071				Eagle Tri County LLC	TX	NIA	Eagle IND., LP	Ownership	100.000	Brookfield Wealth Solutions Ltd.	NO	1
.0408	Brookfield Wealth Solutions Group	00000	76-0621069				Eagle IND., L.P.	TX	NIA	ANIND TX, LLC	Management	0.000	Brookfield Wealth Solutions Ltd.	NO	1
.0408	Brookfield Wealth Solutions Group	00000	83-2990147				Eagle Burleson Park LLC	TX	NIA	Eagle IND., LP	Ownership	100.000	Brookfield Wealth Solutions Ltd.	NO	1
.0408	Brookfield Wealth Solutions Group	00000					Chipman Industrial Park No. 1 Inc.	CAN	NIA	Chipman Development Corporation	Ownership	100.000	Brookfield Wealth Solutions Ltd.	NO	1
.0408	Brookfield Wealth Solutions Group	00000					Chipman Holdings, Inc.	CAN	NIA	AN/CAN Investments, Inc.	Ownership	100.000	Brookfield Wealth Solutions Ltd.	NO	1

ANNUAL STATEMENT FOR THE YEAR 2024 OF THE ENTRADA LIFE INSURANCE COMPANY

SCHEDULE Y

PART 1A - DETAIL OF INSURANCE HOLDING COMPANY SYSTEM

1	2	3	4	5	6	7	8	9	10	11	12	13	14	15	16
Group Code	Group Name	NAIC Company Code	ID Number	Federal RSSD	CIK	Name of Securities Exchange if Publicly Traded (U.S. or International)	Names of Parent, Subsidiaries Or Affiliates	Domiciliary Location	Relationship to Reporting Entity	Directly Controlled by (Name of Entity/Person)	Type of Control (Ownership, Board, Management, Attorney-in-Fact, Influence, Other)	If Control is Ownership Provide Percentage	Ultimate Controlling Entity(ies)/Person(s)	Is an SCA Filing Required? (Yes/No)	*
.0408	Brookfield Wealth Solutions Group	00000					Chipman Development Corporation	..CAN	..NIA	AN/CAN Investments, Inc.	Ownership	100.000	Brookfield Wealth Solutions Ltd.	..NO	1
.0408	Brookfield Wealth Solutions Group	00000					Canadian Cottage Company Ltd.	..CAN	..NIA	Chipman Holdings, Inc.	Ownership	100.000	Brookfield Wealth Solutions Ltd.	..NO	1
.0408	Brookfield Wealth Solutions Group	00000	93-2850635				American National Group Services, LLC	..DE	..NIA	American National Group Inc.	Ownership	100.000	Brookfield Wealth Solutions Ltd.	..NO	13
.0408	Brookfield Wealth Solutions Group	00000					ANTAC Core CRE, LLC	..TX	..OTH	ANTAC, LLC	Ownership	100.000	Brookfield Wealth Solutions Ltd.	..NO	13
.0408	Brookfield Wealth Solutions Group	00000	98-1737422				Family Core Holdings Ltd.	..CYM	..OTH	Farm Family Casualty Insurance Company	Ownership	100.000	Brookfield Wealth Solutions Ltd.	..NO	13
.0408	Brookfield Wealth Solutions Group	00000					South Shore Service Center, LLC	..TX	..NIA	Farm Family Casualty Insurance Company	Ownership	100.000	Brookfield Wealth Solutions Ltd.	..NO	1
.0408	Brookfield Wealth Solutions Group	00000	26-4431276				ANCAP Jasper, LLC	..SC	..NIA	ANICO Eagle, LLC	Ownership	100.000	Brookfield Wealth Solutions Ltd.	..NO	1
.0408	Brookfield Wealth Solutions Group	00000	26-4730727				ANCAP Jasper II, LLC	..SC	..NIA	ANICO Eagle, LLC	Ownership	100.000	Brookfield Wealth Solutions Ltd.	..NO	1
.0408	Brookfield Wealth Solutions Group	00000	99-0897384				ANICO REO LLC	..TX	..NIA	American National Insurance Company	Ownership	100.000	Brookfield Wealth Solutions Ltd.	..NO	1
.0408	Brookfield Wealth Solutions Group	00000	99-1888471				ANICO REO C2 Owner LLC	..TX	..NIA	American National Insurance Company	Ownership	100.000	Brookfield Wealth Solutions Ltd.	..NO	1
.0408	Brookfield Wealth Solutions Group	00000	99-1291933				ANICO REO St. James Owner LLC	..TX	..NIA	American National Insurance Company	Ownership	100.000	Brookfield Wealth Solutions Ltd.	..NO	1
.0408	Brookfield Wealth Solutions Group	00000					1363015 Alberta Ltd.	..CAN	..NIA	Chipman Development Corporation	Ownership	100.000	Brookfield Wealth Solutions Ltd.	..NO	1
.0408	Brookfield Wealth Solutions Group	00000	20-8668116				121 Village, Ltd.	..TX	..NIA	ANREINV, LLC	Management	0.000	Brookfield Wealth Solutions Ltd.	..NO	1
.0408	Brookfield Wealth Solutions Group	00000	36-4814921				121 Village Lots 2/3, Ltd.	..TX	..NIA	ANREINV, LLC	Management	0.000	Brookfield Wealth Solutions Ltd.	..NO	1
.0408	Brookfield Wealth Solutions Ltd. Group	00000	99-5016931				American National Assignment Company LLC	..TX	..NIA	ANREINV, LLC	Management	0.000	Brookfield Wealth Solutions Ltd.	..NO	1
.0408	Brookfield Wealth Solutions Ltd. Group	00000					AE Paces GP, LLC	..CYM	..OTH	American National Group Inc.	Ownership	100.000	Brookfield Wealth Solutions Ltd.	..NO	13
.0408	Brookfield Wealth Solutions Ltd. Group	00000					Griffin Topco LLC	..TX	..NIA	American National Insurance Company	Ownership	100.000	Brookfield Wealth Solutions Ltd.	..NO	1
.0408	Brookfield Wealth Solutions Ltd. Group	00000					Griffin Subco LLC	..TX	..NIA	ANICO Eagle, LLC	Ownership	100.000	Brookfield Wealth Solutions Ltd.	..NO	1
.0408	Brookfield Wealth Solutions Ltd. Group	92738	42-1153896				American Equity Investment Life Insurance Company	..DE	..OTH	American National Insurance Company	Ownership	100.000	Brookfield Wealth Solutions Ltd.	..NO	13
.0408	Brookfield Wealth Solutions Ltd. Group	11135	22-3762465				American Equity Investment Life Insurance Company of New York	..DE	..OTH	Griffin Topco LLC	Ownership	100.000	Brookfield Wealth Solutions Ltd.	..NO	13
.0408	Brookfield Wealth Solutions Ltd. Group	13183	26-3218907				Eagle Life Insurance Company	..IA	..IA	American National Group Inc.	Ownership	100.000	Brookfield Wealth Solutions Ltd.	..NO	1
.0408	Brookfield Wealth Solutions Ltd. Group	17189	87-2625017				AEL Re Vermont, Inc.	..NY	..IA	American Equity Investment Life Insurance Company	Ownership	100.000	Brookfield Wealth Solutions Ltd.	..NO	1
.0408	Brookfield Wealth Solutions Ltd. Group	17553	93-3948200				AEL Re Vermont II, Inc.	..IA	..IA	American Equity Investment Life Insurance Company	Ownership	100.000	Brookfield Wealth Solutions Ltd.	..NO	1
.0408	Brookfield Wealth Solutions Ltd. Group	17722	33-1590174				AEL Re Vermont III, Inc.	..VT	..IA	American Equity Investment Life Insurance Company	Ownership	100.000	Brookfield Wealth Solutions Ltd.	..NO	1
.0408	Brookfield Wealth Solutions Ltd. Group	71323	75-1168687				Entrada Life Insurance Company	..VT	..IA	American Equity Investment Life Insurance Company	Ownership	100.000	Brookfield Wealth Solutions Ltd.	..NO	1
.0408	Brookfield Wealth Solutions Ltd. Group	00000	27-0413288				AERL, LC	..VT	..IA	American National Group Inc.	Ownership	100.000	Brookfield Wealth Solutions Ltd.	..NO	1
.0408	Brookfield Wealth Solutions Ltd. Group	00000	88-0711676				BH JV Multifamily Investors, LLC	..AZ	..RE	American National Group Inc.	Ownership	100.000	Brookfield Wealth Solutions Ltd.	..NO	1
.0408	Brookfield Wealth Solutions Ltd. Group	00000					Vantage at Westover Parent, LLC	..IA	..NIA	American Equity Investment Life Insurance Company	Ownership	100.000	Brookfield Wealth Solutions Ltd.	..NO	1
.0408	Brookfield Wealth Solutions Ltd. Group	00000					Stonecastle Apartments Holdings, LLC	..DE	..NIA	American Equity Investment Life Insurance Company	Ownership	95.000	Brookfield Wealth Solutions Ltd.	..NO	1
.0408	Brookfield Wealth Solutions Ltd. Group	00000					Residential Investment Trust	..DE	..NIA	BH JV Multifamily Investors, LLC	Ownership	85.560	Brookfield Wealth Solutions Ltd.	..NO	1
.0408	Brookfield Wealth Solutions Ltd. Group	00000					Residential Investment Trust III	..DE	..NIA	BH JV Multifamily Investors, LLC	Ownership	80.020	Brookfield Wealth Solutions Ltd.	..NO	1

ANNUAL STATEMENT FOR THE YEAR 2024 OF THE ENTRADA LIFE INSURANCE COMPANY

SCHEDULE Y

PART 1A - DETAIL OF INSURANCE HOLDING COMPANY SYSTEM

1	2	3	4	5	6	7	8	9	10	11	12	13	14	15	16
Group Code	Group Name	NAIC Company Code	ID Number	Federal RSSD	CIK	Name of Securities Exchange if Publicly Traded (U.S. or International)	Names of Parent, Subsidiaries Or Affiliates	Domi-ciliary Location	Relation-ship to Reporting Entity	Directly Controlled by (Name of Entity/Person)	Type of Control (Ownership, Board, Management, Attorney-in-Fact, Influence, Other)	If Control is Ownership Provide Percentage	Ultimate Controlling Entity(ies)/Person(s)	Is an SCA Filing Re-quired? (Yes/No)	*
.0408	Brookfield Wealth Solutions Ltd. Group	00000					Residential Investment Trust IV	..DENIA	American Equity Investment Life Insurance Company	Ownership	100.000	Brookfield Wealth Solutions Ltd.	...NO1
.0408	Brookfield Wealth Solutions Ltd. Group	00000					Residential Investment Trust -Berm FW	..DENIA	American Equity Investment Life Insurance Company	Ownership	100.000	Brookfield Wealth Solutions Ltd.	...NO1
.0408	Brookfield Wealth Solutions Ltd. Group	00000					Residential Investment Trust III - Berm FW	..DENIA	American Equity Investment Life Insurance Company	Ownership	100.000	Brookfield Wealth Solutions Ltd.	...NO1
.0408	Brookfield Wealth Solutions Ltd. Group	00000					Residential Investment Trust IV - Berm FW	..DENIA	American Equity Investment Life Insurance Company	Ownership	100.000	Brookfield Wealth Solutions Ltd.	...NO1
.0408	Brookfield Wealth Solutions Ltd. Group	00000					Residential Investment Trust III - Verm FW	..DENIA	American Equity Investment Life Insurance Company	Ownership	100.000	Brookfield Wealth Solutions Ltd.	...NO1
.0408	Brookfield Wealth Solutions Ltd. Group	00000					ISQ Ace Fund, LLC	..DENIA	American Equity Investment Life Insurance Company	Ownership	100.000	Brookfield Wealth Solutions Ltd.	...NO1
.0408	Brookfield Wealth Solutions Ltd. Group	00000	92-1992151				BH JV (Berm FW) Multifamily Investors, LLC	..DENIA	American Equity Investment Life Insurance Company	Ownership	100.000	Brookfield Wealth Solutions Ltd.	...NO1
.0408	Brookfield Wealth Solutions Ltd. Group	00000	92-1610110				Ace Fund Holdings LLC	..DENIA	American Equity Investment Life Insurance Company	Ownership	98.000	Brookfield Wealth Solutions Ltd.	...NO1
.0408	Brookfield Wealth Solutions Ltd. Group	00000					Vantage at Westover Parent, LLC	..DENIA	American Equity Investment Life Insurance Company	Ownership	95.000	Brookfield Wealth Solutions Ltd.	...NO1
.0408	Brookfield Wealth Solutions Ltd. Group	00000					Vantage at Westover Owner, LLC	..DENIA	American Equity Investment Life Insurance Company	Ownership	92.900	Brookfield Wealth Solutions Ltd.	...NO1
.0408	Brookfield Wealth Solutions Ltd. Group	00000					Stonecastle Apartments Holdings, LLC	..DENIA	BH JV (Berm FW) Multifamily Investors, LLC	Ownership	14.440	Brookfield Wealth Solutions Ltd.	...NO1
.0408	Brookfield Wealth Solutions Ltd. Group	00000					PBJ Stonecastle, LLC	..DENIA	Vantage at Westover Parent, LLC	Ownership	100.000	Brookfield Wealth Solutions Ltd.	...NO1
.0408	Brookfield Wealth Solutions Ltd. Group	00000	88-4253582				M-A LPI Holdings, LLC	..DENIA	BH JV (Berm FW) Multifamily Investors, LLC	Ownership	19.980	Brookfield Wealth Solutions Ltd.	...NO1
.0408	Brookfield Wealth Solutions Ltd. Group	00000					Residential Investment Trust II	..DENIA	Stonecastle Apartments Holdings, LLC	Ownership	100.000	Brookfield Wealth Solutions Ltd.	...NO1
.0408	Brookfield Wealth Solutions Ltd. Group	00000					Residential Investment Trust III-E	..DENIA	American Equity Investment Life Insurance Company	Ownership	84.270	Brookfield Wealth Solutions Ltd.	...NO1
.0408	Brookfield Wealth Solutions Ltd. Group	00000					Residential Investment Trust V	..DENIA	Eagle Life Insurance Company	Ownership	100.000	Brookfield Wealth Solutions Ltd.	...NO1
.0408	Brookfield Wealth Solutions Ltd. Group	00000	88-4253582				M-A LPI Holdings, LLC	..DENIA	Eagle Life Insurance Company	Ownership	100.000	Brookfield Wealth Solutions Ltd.	...NO1
.0408	Brookfield Wealth Solutions Ltd. Group	00000	88-4247932				M-LPI Resort Holdings, LLC	..DENIA	Eagle Life Insurance Company	Ownership	100.000	Brookfield Wealth Solutions Ltd.	...NO1
.0408	Brookfield Wealth Solutions Ltd. Group	00000	92-1610110				Ace Fund Holdings LLC	..DENIA	Eagle Life Insurance Company	Ownership	5.730	Brookfield Wealth Solutions Ltd.	...NO1
.0408	Brookfield Wealth Solutions Ltd. Group	00000	92-0856342				M-LPI Resort Owner, LLC	..DENIA	M-A LPI Holdings, LLC	Ownership	80.000	Brookfield Wealth Solutions Ltd.	...NO1
.0408	Brookfield Wealth Solutions Ltd. Group	00000	85-4289437				AE Capital, LLC	..DENIA	Eagle Life Insurance Company	Ownership	7.100	Brookfield Wealth Solutions Ltd.	...NO1
.0408	Brookfield Wealth Solutions Ltd. Group	00000	98-1640447				AEL Re Bermuda Ltd	..DENIA	M-LPI Resort Holdings, LLC	Ownership	100.000	Brookfield Wealth Solutions Ltd.	...NO1
.0408	Brookfield Wealth Solutions Group	00000	85-4289437				AE Capital, LLC	..IANIA	American National Group Inc.	Ownership	100.000	Brookfield Wealth Solutions Ltd.	...NO1
.0408	Brookfield Wealth Solutions Group	00000	98-1640447				AEL Re Bermuda Ltd	..BMJIA	American National Group Inc.	Ownership	100.000	Brookfield Wealth Solutions Ltd.	...NO1
.0408	Brookfield Wealth Solutions Group	00000	42-6593040				American Equity Capital Trust II	..DENIA	American National Group Inc.	Ownership	100.000	Brookfield Wealth Solutions Ltd.	...NO1
.0408	Brookfield Wealth Solutions Group	00000	42-1461598				American Equity Investment Properties, L.C.	..IANIA	American National Group Inc.	Ownership	100.000	Brookfield Wealth Solutions Ltd.	...NO1
.0408	Brookfield Wealth Solutions Group	00000	86-1532673				High Trestle Investment Management, LLC	..IANIA	American National Group Inc.	Ownership	100.000	Brookfield Wealth Solutions Ltd.	...NO1
.0408	Brookfield Wealth Solutions Group	00000	88-3749240				North Wolf Bay Holdings, LLC	..DENIA	American National Group Inc.	Ownership	100.000	Brookfield Wealth Solutions Ltd.	...NO1
.0408	Brookfield Wealth Solutions Group	00000	87-2713076				NC Securities Holdco, LLC	..NCNIA	American National Group Inc.	Ownership	100.000	Brookfield Wealth Solutions Ltd.	...NO1

ANNUAL STATEMENT FOR THE YEAR 2024 OF THE ENTRADA LIFE INSURANCE COMPANY

SCHEDULE Y
PART 1A - DETAIL OF INSURANCE HOLDING COMPANY SYSTEM

1	2	3	4	5	6	7	8	9	10	11	12	13	14	15	16
Group Code	Group Name	NAIC Company Code	ID Number	Federal RSSD	CIK	Name of Securities Exchange if Publicly Traded (U.S. or International)	Names of Parent, Subsidiaries Or Affiliates	Domiciliary Location	Relationship to Reporting Entity	Directly Controlled by (Name of Entity/Person)	Type of Control (Ownership, Board, Management, Attorney-in-Fact, Influence, Other)	If Control is Ownership Provide Percentage	Ultimate Controlling Entity(ies)/Person(s)	Is an SCA Filing Required? (Yes/No)	*
.0408	Brookfield Wealth Solutions Group	00000	88-1750592				BVentures ClinicCo S-B, LLC	DE	OTH	Chamberlain Blane 2023-1 LLC	Ownership	86.000	Brookfield Wealth Solutions Ltd.	NO	13
.0408	Brookfield Wealth Solutions Group	00000	88-3743138				AEL Financial Services, LLC	NC	NIA	NC Securities Holdco, LLC	Ownership	100.000	Brookfield Wealth Solutions Ltd.	NO	1
.0408	Brookfield Wealth Solutions Group	00000	98-0214719				Argo Group International Holdings, Inc.	DE	NIA	BNRE Triangle Acquisition Inc.	Ownership	100.000	Brookfield Wealth Solutions Ltd.	NO	1
.0408	Brookfield Wealth Solutions Group	00000	30-6079295				PXRE Capital Statutory Trust II	CT	OTH	Argo Group International Holdings, Inc.	Ownership	100.000	Brookfield Wealth Solutions Ltd.	NO	1
.0408	Brookfield Wealth Solutions Group	00000	30-6078985				PXRE Capital Statutory Trust VI	DE	OTH	Argo Group International Holdings, Inc.	Ownership	100.000	Brookfield Wealth Solutions Ltd.	NO	1
.0408	Brookfield Wealth Solutions Group	00000					Ariel Re Property & Casualty	GBR	NIA	Argo Group International Holdings, Inc.	Ownership	100.000	Brookfield Wealth Solutions Ltd.	NO	1
.0408	Brookfield Wealth Solutions Group	00000	98-0518572				Argo Re Ltd.	BMU	IA	Argo Group International Holdings, Inc.	Ownership	100.000	Brookfield Wealth Solutions Ltd.	NO	1
.0408	Brookfield Wealth Solutions Group	00000	98-0214301				PXRE Reinsurance (Barbados), Ltd.	BRB	NIA	Argo Re Ltd.	Ownership	100.000	Brookfield Wealth Solutions Ltd.	NO	1
.0408	Brookfield Wealth Solutions Group	00000					Argo Re Escritório de Representação no Brasil Ltda.	BRA	NIA	Argo Re Ltd.	Ownership	100.000	Brookfield Wealth Solutions Ltd.	NO	1
.0408	Brookfield Wealth Solutions Group	00000					Argo Insurance Services Bermuda, Ltd.	BMU	NIA	Argo Re Ltd.	Ownership	100.000	Brookfield Wealth Solutions Ltd.	NO	1
.0408	Brookfield Wealth Solutions Group	00000	98-0618574				Argo Irish Holdings I Ltd.	BMU	OTH	Argo Re Ltd.	Ownership	100.000	Brookfield Wealth Solutions Ltd.	NO	1
.0408	Brookfield Wealth Solutions Group	00000	98-0655693				Argo Irish Holdings II	BMU	OTH	Argo Irish Holdings I Ltd.	Ownership	100.000	Brookfield Wealth Solutions Ltd.	NO	1
.0408	Brookfield Wealth Solutions Group	00000					Argo International Holdings Limited	GBR	NIA	Argo Re Ltd.	Ownership	100.000	Brookfield Wealth Solutions Ltd.	NO	1
.0408	Brookfield Wealth Solutions Group	00000					ArgoGlobal Assicurazioni S.p.A.	ITA	NIA	Argo International Holdings Limited	Ownership	100.000	Brookfield Wealth Solutions Ltd.	NO	1
.0408	Brookfield Wealth Solutions Group	00000	06-1183996				Argo Group US, Inc.	DE	NIA	Argo Financial Holding (Ireland) UC	Ownership	100.000	Brookfield Wealth Solutions Ltd.	NO	1
.0408	Brookfield Wealth Solutions Group	00000	74-6527228				Argonaut Group Statutory Trust	CT	OTH	Argo Group US, Inc.	Ownership	100.000	Brookfield Wealth Solutions Ltd.	NO	1
.0408	Brookfield Wealth Solutions Group	00000					Argonaut Group Statutory Trust III	DE	OTH	Argo Group US, Inc.	Ownership	100.000	Brookfield Wealth Solutions Ltd.	NO	1
.0408	Brookfield Wealth Solutions Group	00000					Argonaut Group Statutory Trust IV	DE	OTH	Argo Group US, Inc.	Ownership	100.000	Brookfield Wealth Solutions Ltd.	NO	1
.0408	Brookfield Wealth Solutions Group	00000					Argonaut Group Statutory Trust V	DE	OTH	Argo Group US, Inc.	Ownership	100.000	Brookfield Wealth Solutions Ltd.	NO	1
.0408	Brookfield Wealth Solutions Group	00000					Argonaut Group Statutory Trust VI	CT	OTH	Argo Group US, Inc.	Ownership	100.000	Brookfield Wealth Solutions Ltd.	NO	1
.0408	Brookfield Wealth Solutions Group	00000					Argonaut Group Statutory Trust VII	DE	OTH	Argo Group US, Inc.	Ownership	100.000	Brookfield Wealth Solutions Ltd.	NO	1
.0408	Brookfield Wealth Solutions Group	00000					Argonaut Group Statutory Trust VIII	DE	OTH	Argo Group US, Inc.	Ownership	100.000	Brookfield Wealth Solutions Ltd.	NO	1
.0408	Brookfield Wealth Solutions Group	00000					Argonaut Group Statutory Trust IX	DE	OTH	Argo Group US, Inc.	Ownership	100.000	Brookfield Wealth Solutions Ltd.	NO	1
.0408	Brookfield Wealth Solutions Group	00000					Argonaut Group Statutory Trust X	DE	OTH	Argo Group US, Inc.	Ownership	100.000	Brookfield Wealth Solutions Ltd.	NO	1
.0408	Brookfield Wealth Solutions Group	00000	74-2999179				BP&C Shared Services, Inc.	DE	OTH	Argo Group US, Inc.	Ownership	100.000	Brookfield Wealth Solutions Ltd.	NO	1
.0408	Brookfield Wealth Solutions Group	12600	20-1991050				ARIS Title Insurance Corporation	NY	IA	Argo Group US, Inc.	Ownership	100.000	Brookfield Wealth Solutions Ltd.	NO	1
.0408	Brookfield Wealth Solutions Group	00000	74-2948177				Trident Insurance Services, L.L.C.	TX	NIA	Argo Group US, Inc.	Ownership	100.000	Brookfield Wealth Solutions Ltd.	NO	1
.0408	Brookfield Wealth Solutions Group	00000	04-2442943				Alteris Insurance Services, Inc.	MA	NIA	Argo Group US, Inc.	Ownership	100.000	Brookfield Wealth Solutions Ltd.	NO	1
.0408	Brookfield Wealth Solutions Group	19801	94-1390273				Argonaut Insurance Company	NE	IA	Argo Group US, Inc.	Ownership	100.000	Brookfield Wealth Solutions Ltd.	NO	1
.0408	Brookfield Wealth Solutions Group	19828	36-2489372				Argonaut-Midwest Insurance Company	NE	IA	Argonaut Insurance Company	Ownership	100.000	Brookfield Wealth Solutions Ltd.	NO	1
.0408	Brookfield Wealth Solutions Group	19860	37-0301640				Argonaut Great Central Insurance Company	NE	IA	Argonaut Insurance Company	Ownership	100.000	Brookfield Wealth Solutions Ltd.	NO	1
.0408	Brookfield Wealth Solutions Group	39993	54-1423096				Colony Insurance Company	NE	IA	Argonaut Insurance Company	Ownership	100.000	Brookfield Wealth Solutions Ltd.	NO	1
.0408	Brookfield Wealth Solutions Group	34118	65-0075940				Peleus Insurance Company	NE	IA	Colony Insurance Company	Ownership	100.000	Brookfield Wealth Solutions Ltd.	NO	1
.0408	Brookfield Wealth Solutions Group	36927	34-1266871				Colony Specialty Insurance Company	NE	IA	Colony Insurance Company	Ownership	100.000	Brookfield Wealth Solutions Ltd.	NO	1
.0408	Brookfield Wealth Solutions Group	35505	25-1620138				Rockwood Casualty Insurance Company	PA	IA	Argo Group US, Inc.	Ownership	100.000	Brookfield Wealth Solutions Ltd.	NO	1
.0408	Brookfield Wealth Solutions Group	10726	23-2904771				Somerset Casualty Insurance Company	PA	IA	Rockwood Casualty Insurance Company	Ownership	100.000	Brookfield Wealth Solutions Ltd.	NO	1

Asterisk	Explanation
----------	-------------

ANNUAL STATEMENT FOR THE YEAR 2024 OF THE ENTRADA LIFE INSURANCE COMPANY

SCHEDULE Y

PART 2 - SUMMARY OF INSURER'S TRANSACTIONS WITH ANY AFFILIATES

1	2	3	4	5	6	7	8	9	10	11	12	13
NAIC Company Code	ID Number	Names of Insurers and Parent, Subsidiaries or Affiliates	Shareholder Dividends	Capital Contributions	Purchases, Sales or Exchanges of Loans, Securities, Real Estate, Mortgage Loans or Other Investments	Income/ (Disbursements) Incurred in Connection with Guarantees or Undertakings for the Benefit of any Affiliate(s)	Management Agreements and Service Contracts	Income/ (Disbursements) Incurred Under Reinsurance Agreements	*	Any Other Material Activity Not in the Ordinary Course of the Insurer's Business	Totals	Reinsurance Recoverable/ (Payable) on Losses and/or Reserve Credit Taken/(Liability)
60739	74-0484030	American National Insurance Company	(59,913,605)		(2,082,413,585)	311,369,507	(301,975,091)	1,880,291,000		4,376,312	(248,265,462)	(662,276,000)
71773	75-1016594	American National Life Insurance Company of Texas	(72,700,000)		(48,059)	65,071	(7,129,095)	(1,748,000)			(81,560,083)	226,000
63657	22-1700753	Garden State Life Insurance Company	(27,000,000)		(48,059)	65,071	(5,417,742)	(187,000)			(32,587,730)	292,000
63126	14-1400831	American National Life Insurance Company of New York	(32,600,000)		(57,756,623)	529,462	(25,617,613)	(2,151,000)			(117,595,774)	476,000
00000	98-1672376	Freestone Reinsurance, Ltd					3,155,801	24,179,641,573			24,182,797,374	(25,694,746,529)
28401	43-1010895	American National Property and Casualty Company	5,700,000		(81,049,115)	4,548,871	(124,957,990)	1,260,000			(194,498,234)	6,144,000
39942	43-1223793	American National General Insurance Company	(5,700,000)				(9,326,801)	827,000			(14,199,801)	18,787,000
29319	43-0617723	American National County Mutual Insurance Company					(479,711)	(31,410,000)			(31,889,711)	29,920,000
10043	76-0442824	American National Lloyds Insurance Company					(3,330,338)	(2,278,000)			(5,608,338)	88,310,000
13803	14-1415410	Farm Family Casualty Insurance Company	(62,000,000)	(69,845)			(72,131,082)				(134,200,927)	(87,438,000)
29963	14-1709872	United Farm Family Insurance Company				(376,312)	(22,119,088)		*	(4,376,312)	(26,871,712)	87,438,000
00000	98-1737422	Family Core Holdings, Ltd		69,845	(44,624,097)	712,478	(138,116)				(43,979,890)	
00000		South Shore Harbour Service Center					(319,522)				(319,522)	
00000	74-0457938	ANTAC, LLC			(175,443,444)	(691,430)	133,032				(176,001,842)	
00000	76-0620853	ANIND TX, LLC					(85,004)				(85,004)	
00000	45-5303462	ANICO Eagle, LLC					(139,147)				(139,147)	
00000	92-0894383	ANTAC Core					(39,556)				(39,556)	
00000	76-0178253	South Shore Harbour Development, LLC					(758,580)				(758,580)	
00000	42-1447959	American National Group, Inc.	574,252,417	(60,394,546)	1,288,870,070	(76,610,956)	32,382,442				1,758,499,427	
00000	43-1071580	American National Insurance Service Company	(3,000,000)				(1,237,805)				(4,237,805)	
00000	74-2894432	Alternative Benefit Management Inc.					(7,875,293)				(7,875,293)	
00000	88-4277274	American National Insurance Holdings, Inc	3,500,000				(1,551,008)				1,948,992	
00000	76-0356539	American National Administrators, Inc.	(500,000)				(389,985)				(889,985)	
00000	27-3841963	American National Registered Investment Advisor	(38,812)				59				(38,753)	
00000	45-2475493	ANICO Financial Services, Inc.					65,299				65,299	
00000	20-0610755	Standard Plus, Inc.					(52,804)				(52,804)	
00000	93-2850635	American National Group Services, LLC		100,000		(28,178)	318,109,808				318,181,630	
00000	92-0894383	BAMR US Holdings, LLC					278,428,053				278,428,053	
00000		Brookfield Asset Management Reinsurance Advisor LLC					63,957,373				63,957,373	
00000		Brookfield Asset Management Reinsurance Advisor LP					12,610,746				12,610,746	
00000		North End Re						1,163,964,832			1,163,964,832	
92738	42-1153896	American Equity Investment Life Insurance Company	(320,000,000)	(168,317,899)			(81,607,867)	(27,933,309,016)			(28,503,234,782)	32,359,088,738

ANNUAL STATEMENT FOR THE YEAR 2024 OF THE ENTRADA LIFE INSURANCE COMPANY

SCHEDULE Y

PART 2 - SUMMARY OF INSURER'S TRANSACTIONS WITH ANY AFFILIATES

1	2	3	4	5	6	7	8	9	10	11	12	13
NAIC Company Code	ID Number	Names of Insurers and Parent, Subsidiaries or Affiliates	Shareholder Dividends	Capital Contributions	Purchases, Sales or Exchanges of Loans, Securities, Real Estate, Mortgage Loans or Other Investments	Income/ (Disbursements) Incurred in Connection with Guarantees or Undertakings for the Benefit of any Affiliate(s)	Management Agreements and Service Contracts	Income/ (Disbursements) Incurred Under Reinsurance Agreements	*	Any Other Material Activity Not in the Ordinary Course of the Insurer's Business	Totals	Reinsurance Recoverable/ (Payable) on Losses and/or Reserve Credit Taken/(Liability)
.....11135	22-3762465	American Equity Investment Life Insurance Company of New York					(381,197)				(381,197)	
.....00000	98-1640447	AEL RE Bermuda LTD				(11,548,469)		(48,106,347)			(59,654,816)	
.....17189	87-2625017	AEL RE Vermont INC		50,000,000		(5,510,280)		141,902,079			186,391,799	(2,551,890,182)
.....17553	93-3948200	AEL RE Vermont II INC		78,000,000		(1,847,280)		241,737,312			317,890,032	(2,964,740,612)
.....17722	33-1590174	AEL RE Vermont III INC		60,294,546				1,098,080,317			1,158,374,863	(1,470,684,167)
.....13183	26-3218907	Eagle Life Insurance Company		40,317,899			(9,632,027)	(688,514,749)			(657,828,877)	841,093,752
.....00000		Primary Wave			15,711,741	(42,257,930)	(4,238,777)				(30,784,966)	
.....00000		Blane Group					(8,043,192)				(8,043,192)	
.....00000		HIJ CLO Group					(110,100)				(110,100)	
.....00000		BID III Group					(205,826)				(205,826)	
.....00000		Duke Pinehurst Group					(108,600)				(108,600)	
.....00000		Argerich Holdco, LLC				(3,256,195)	(678,112)				(3,934,307)	
.....00000		1100 AoA Liberty Equity Position via JV			141,590						141,590	
.....00000		200 Liberty JV			2,032,724	(218,858)					1,813,866	
.....00000		225 Liberty Equity position via JV			1,643,951	(2,969,008)					(1,325,057)	
.....00000		77G Propco Limited			35,856,484	(11,912,307)					23,944,177	
.....00000		Archimedes			(10,583,109)	(684,940)					(11,268,049)	
.....00000		ASHBY BLANE HOLDCO 2023-1			4,911,448	(35,383,278)					(30,471,830)	
.....00000		Atreides Leto 2022-1, LTD.			(4,026,893)		(457,538)				(4,484,431)	
.....00000		Atreides Paul 2022-1 Ltd.			(161,369)	(96,187)					(257,556)	
.....00000		BATES BLANE HOLDCO 2023-1			5,388,775	(39,019,632)					(33,630,857)	
.....00000		Bay Adelaide Holdings Inc			(631,658)						(631,658)	
.....00000		BFPL Calgary Property Holdings Inc.			(606,963)	(14,833)					(621,796)	
.....00000		BFPL Toronto Property Holdings Inc			(661,205)						(661,205)	
.....00000		BGL PT Land - Class C			(1,892,598)						(1,892,598)	
.....00000		BREF VI Cayman 2 LP			34,707,400	(511,043)					34,196,357	
.....00000		BREF VI LP			4,919,296	(7,667,362)					(2,748,066)	
.....00000		Bylsma 2022-1 Ltd.			(17,071,493)	(7,300,705)					(24,372,198)	
.....00000		Cantor			(9,843,017)	(675,802)					(10,518,819)	
.....00000		Casals 2022-1, Ltd.			(34,191,700)	(7,274,489)					(41,466,189)	
.....00000		Ceres Note 2022 Issuer			19,031,543	(1,968,644)					17,062,899	
.....00000		CHAMBERLAIN BLANE HOLDCO 2023-1			6,560,549	(19,732,513)					(13,171,964)	
.....00000		Dupre 2022-1, Ltd.			18,867,480	(8,789,719)	598,023				10,675,784	
.....00000		Equity investment in 2 Manhattan West			52,042,266						52,042,266	
.....00000		Equity investment in 200 Vesey			26,155,803						26,155,803	
.....00000		Equity investment in 5 Manhattan West			49,666,188	(713,938)					48,952,250	
.....00000		Equity investment in Ala Moana			20,826,200	(159,478)					20,666,722	
.....00000		Equity investment in BAC North			17,323,394						17,323,394	
.....00000		Equity investment in Eugene			29,670,861						29,670,861	
.....00000		Equity investment in Jordan Creek			27,707,200						27,707,200	
.....00000		Equity investment in Willowbrook			23,228,200						23,228,200	
.....00000		Equity investment in Woodlands Mall			27,806,000	(162,882)					27,643,118	
.....00000		Europa Note 2022 Note Issuer			19,205,030	(1,984,568)					17,220,462	

54.1

ANNUAL STATEMENT FOR THE YEAR 2024 OF THE ENTRADA LIFE INSURANCE COMPANY

SCHEDULE Y

PART 2 - SUMMARY OF INSURER'S TRANSACTIONS WITH ANY AFFILIATES

1	2	3	4	5	6	7	8	9	10	11	12	13
NAIC Company Code	ID Number	Names of Insurers and Parent, Subsidiaries or Affiliates	Shareholder Dividends	Capital Contributions	Purchases, Sales or Exchanges of Loans, Securities, Real Estate, Mortgage Loans or Other Investments	Income/ (Disbursements) Incurred in Connection with Guarantees or Undertakings for the Benefit of any Affiliate(s)	Management Agreements and Service Contracts	Income/ (Disbursements) Incurred Under Reinsurance Agreements	*	Any Other Material Activity Not in the Ordinary Course of the Insurer's Business	Totals	Reinsurance Recoverable/ (Payable) on Losses and/or Reserve Credit Taken/(Liability)
00000		Ewing Blane 2023-1				(2,159,996)					(2,159,996)	
00000		Ganymede Note 2022 Issuer			19,031,543	(2,085,689)					16,945,854	
00000		Grace Building Class A - Equity position			1,024,237	(1,384,581)					(360,344)	
00000		Harrell 2023-1 LLC			149,258,213	(4,467,584)					144,790,629	
00000		Io Note 2022 Note Issuer			21,055,555	(1,992,948)					19,062,607	
00000		Isserlis 2023-1 LLC			155,150,674	(4,294,867)					150,855,807	
00000		Johnston 2023-1 LLC			156,106,434	(3,213,088)					152,893,346	
00000		Keystone Terminal Loan Facility				(291,132)					(291,132)	
00000		La Cantera Property Holdings Ltd			27,522,900	(358,794)					27,164,106	
00000		LCM EUR			34,169,923						34,169,923	
00000		LCM GBP			23,078,581	(1,753,709)					21,324,872	
00000		Lilia Property Holdings Limited			32,652	(920,662)					(888,010)	
00000		NER Note Issuer 2			(2,826,253)						(2,826,253)	
00000		NER Note Issuer 3			(1,891,183)						(1,891,183)	
00000		OLP Unlevered Feeder				(1,251,702)					(1,251,702)	
00000		One Liberty Plaza Property Holdings			13,338,455						13,338,455	
00000		RLS Borrower, LLC			221,098,018	(6,435,205)					214,662,813	
00000		Titan Note 2022 Issuer			19,031,543	(1,918,728)					17,112,815	
00000		TX GALILEO LLC			(12,200,914)	(1,684,666)					(13,885,580)	
00000		TX HOOKE LLC			(7,119,573)	(3,059,517)					(10,179,090)	
00000		TX KEPLER LLC			(9,927,991)	(2,329,885)					(12,257,876)	
00000		TX LEIBNIZ LLC			(16,043,527)	(2,320,088)					(18,363,615)	
00000		TX NEWTON LLC			(14,947,131)	(2,626,269)					(17,573,400)	
00000		TX WREN LLC			(11,867,562)	(2,280,163)					(14,147,725)	
00000		Tysons Galleria Property Holdings Ltd			25,704,200						25,704,200	
9999999		Control Totals						1	XXX		1	

ANNUAL STATEMENT FOR THE YEAR 2024 OF THE ENTRADA LIFE INSURANCE COMPANY

SCHEDULE Y

PART 3 - ULTIMATE CONTROLLING PARTY AND LISTING OF OTHER U.S. INSURANCE GROUPS OR ENTITIES UNDER THAT ULTIMATE CONTROLLING PARTY'S CONTROL

1 Insurers in Holding Company	2 Owners with Greater Than 10% Ownership	3 Ownership Percentage Column 2 of Column 1	4 Granted Disclaimer of Control Affiliation of Column 2 Over Column 1 (Yes/No)	5 Ultimate Controlling Party	6 U.S. Insurance Groups or Entities Controlled by Column 5	7 Ownership Percentage (Column 5 of Column 6)	8 Granted Disclaimer of Control Affiliation of Column 5 Over Column 6 (Yes/No)
American National Insurance Company	American National Group Inc.	100.000	NO	Brookfield Wealth Solutions Ltd.	Brookfield Wealth Solutions Grp.	100.000	NO
American National Life Insurance Company of Texas ..	American National Insurance Holdings, Inc.	100.000	NO	Brookfield Wealth Solutions Ltd.	Brookfield Wealth Solutions Grp.	100.000	NO
Garden State Life Insurance Company	American National Insurance Holdings, Inc.	100.000	NO	Brookfield Wealth Solutions Ltd.	Brookfield Wealth Solutions Grp.	100.000	NO
American National Life Insurance Company of New York	American National Insurance Holdings, Inc.	100.000	NO	Brookfield Wealth Solutions Ltd.	Brookfield Wealth Solutions Grp.	100.000	NO
Farm Family Casualty Insurance Company	American National Insurance Holdings, Inc.	100.000	NO	Brookfield Wealth Solutions Ltd.	Brookfield Wealth Solutions Grp.	100.000	NO
United Farm Family Insurance Company	American National Insurance Holdings, Inc.	100.000	NO	Brookfield Wealth Solutions Ltd.	Brookfield Wealth Solutions Grp.	100.000	NO
American National Property and Casualty Company	American National Insurance Holdings, Inc.	100.000	NO	Brookfield Wealth Solutions Ltd.	Brookfield Wealth Solutions Grp.	100.000	NO
American National General Insurance Company	American National Property and Casualty Company	100.000	NO	Brookfield Wealth Solutions Ltd.	Brookfield Wealth Solutions Grp.	100.000	NO
American National County Mutual Insurance Company ..	N/A	0.000	NO	Brookfield Wealth Solutions Ltd.	Brookfield Wealth Solutions Grp.	0.000	NO
American National Lloyds Insurance Company	N/A	0.000	NO	Brookfield Wealth Solutions Ltd.	Brookfield Wealth Solutions Grp.	0.000	NO
American Equity Investment Life Insurance Company ..	American National Group Inc.	100.000	NO	Brookfield Wealth Solutions Ltd.	Brookfield Wealth Solutions Grp.	100.000	NO
AEL Re Vermont, Inc.	American Equity Investment Life Insurance Company ..	100.000	NO	Brookfield Wealth Solutions Ltd.	Brookfield Wealth Solutions Grp.	100.000	NO
AEL Re Vermont II, Inc.	American Equity Investment Life Insurance Company ..	100.000	NO	Brookfield Wealth Solutions Ltd.	Brookfield Wealth Solutions Grp.	100.000	NO
AEL Re Vermont III, Inc.	American National Group Inc.	100.000	NO	Brookfield Wealth Solutions Ltd.	Brookfield Wealth Solutions Grp.	100.000	NO
American Equity Investment Life Insurance Company of New York	American Equity Investment Life Insurance Company ..	100.000	NO	Brookfield Wealth Solutions Ltd.	Brookfield Wealth Solutions Grp.	100.000	NO
Eagle Life Insurance Company	American Equity Investment Life Insurance Company ..	100.000	NO	Brookfield Wealth Solutions Ltd.	Brookfield Wealth Solutions Grp.	100.000	NO
Entrada Life Insurance Company	American National Group Inc.	100.000	NO	Brookfield Wealth Solutions Ltd.	Brookfield Wealth Solutions Grp.	100.000	NO
Argonaut Insurance Company	Argo Group US, Inc.	100.000	NO	Brookfield Wealth Solutions Ltd.	Brookfield Wealth Solutions Grp.	100.000	NO
Argonaut-Midwest Insurance Company	Argonaut Insurance Company	100.000	NO	Brookfield Wealth Solutions Ltd.	Brookfield Wealth Solutions Grp.	100.000	NO
Argonaut Great Central Insurance Company	Argonaut Insurance Company	100.000	NO	Brookfield Wealth Solutions Ltd.	Brookfield Wealth Solutions Grp.	100.000	NO
Colony Specialty Insurance Company	Colony Insurance Company	100.000	NO	Brookfield Wealth Solutions Ltd.	Brookfield Wealth Solutions Grp.	100.000	NO
Colony Insurance Company	Argonaut Insurance Company	100.000	NO	Brookfield Wealth Solutions Ltd.	Brookfield Wealth Solutions Grp.	100.000	NO
Peleus Insurance Company	Colony Insurance Company	100.000	NO	Brookfield Wealth Solutions Ltd.	Brookfield Wealth Solutions Grp.	100.000	NO
ARIS Title Insurance Corporation	Argo Group US, Inc.	100.000	NO	Brookfield Wealth Solutions Ltd.	Brookfield Wealth Solutions Grp.	100.000	NO
Rockwood Casualty Insurance Company	Argo Group US, Inc.	100.000	NO	Brookfield Wealth Solutions Ltd.	Brookfield Wealth Solutions Grp.	100.000	NO
Somerset Casualty Insurance Company	Rockwood Casualty Insurance Company	100.000	NO	Brookfield Wealth Solutions Ltd.	Brookfield Wealth Solutions Grp.	100.000	NO

SUPPLEMENTAL EXHIBITS AND SCHEDULES INTERROGATORIES

REQUIRED FILINGS

The following supplemental reports are required to be filed as part of your statement filing unless specifically waived by the domiciliary state. However, in the event that your domiciliary state waives the filing requirement, your response of WAIVED to the specific interrogatory will be accepted in lieu of filing a "NONE" report and a bar code will be printed below. If the supplement is required of your company but is not being filed for whatever reason enter SEE EXPLANATION and provide an explanation following the interrogatory questions.

	Responses
MARCH FILING	
1. Will the Supplemental Compensation Exhibit be filed with the state of domicile by March 1?	WAIVED
2. Will the confidential Risk-based Capital Report be filed with the NAIC by March 1?	YES
3. Will the confidential Risk-based Capital Report be filed with the state of domicile, if required, by March 1?	YES
4. Will an actuarial opinion be filed by March 1?	WAIVED
APRIL FILING	
5. Will Management's Discussion and Analysis be filed by April 1?	YES
6. Will the Life, Health & Annuity Guaranty Association Assessable Premium Exhibit - Parts 1 and 2 be filed with the state of domicile and the NAIC by April 1? (Not applicable to fraternal benefit societies)	YES
7. Will the Supplemental Investment Risks Interrogatories be filed by April 1?	YES
JUNE FILING	
8. Will an audited financial report be filed by June 1?	SEE EXPLANATION
9. Will Accountant's Letter of Qualifications be filed with the state of domicile and electronically with the NAIC by June 1?	SEE EXPLANATION

SUPPLEMENTAL FILINGS

The following supplemental reports are required to be filed as part of your annual statement filing **if your company is engaged in the type of business covered by the supplement. However, in the event that your company does not transact the type of business for which the special report must be filed, your response of NO to the specific interrogatory will be accepted in lieu of filing a "NONE" report and a bar code will be printed below.** If the supplement is required of your company but is not being filed for whatever reason enter SEE EXPLANATION and provide an explanation following the interrogatory questions.

MARCH FILING

10. Will Schedule SIS (Stockholder Information Supplement) be filed with the state of domicile by March 1? (Not applicable to fraternal benefit societies) ..	NO
11. Will the Medicare Supplement Insurance Experience Exhibit be filed with the state of domicile and the NAIC by March 1?	NO
12. Will the Trusteed Surplus Statement be filed with the state of domicile and the NAIC by March 1?	NO
13. Will the actuarial opinion on participating and non-participating policies as required in Interrogatories 1 and 2 to Exhibit 5 be filed with the state of domicile and electronically with the NAIC by March 1?	NO
14. Will the actuarial opinion on non-guaranteed elements as required in interrogatory #3 to Exhibit 5 be filed with the state of domicile and electronically with the NAIC by March 1?	NO
15. Will the actuarial opinion on X-Factors be filed with the state of domicile and electronically with the NAIC by March 1?	NO
16. Will the actuarial opinion on Separate Accounts Funding Guaranteed Minimum Benefit be filed with the state of domicile and electronically with the NAIC by March 1?	NO
17. Will the actuarial opinion on Synthetic Guaranteed Investment Contracts be filed with the state of domicile and electronically with the NAIC by March 1?	NO
18. Will the Reasonableness of Assumptions Certification required by Actuarial Guideline XXXV be filed with the state of domicile and electronically with the NAIC by March 1?	NO
19. Will the Reasonableness and Consistency of Assumptions Certification required by Actuarial Guideline XXXV be filed with the state of domicile and electronically with the NAIC by March 1?	NO
20. Will the Reasonableness of Assumptions Certification for Implied Guaranteed Rate Method required by Actuarial Guideline XXXVI be filed with the state of domicile and electronically with the NAIC by March 1?	NO
21. Will the Reasonableness and Consistency of Assumptions Certification required by Actuarial Guideline XXXVI (Updated Average Market Value) be filed with the state of domicile and electronically with the NAIC by March 1?	NO
22. Will the Reasonableness and Consistency of Assumptions Certification required by Actuarial Guideline XXXVI (Updated Market Value) be filed with the state of domicile and electronically with the NAIC by March 1?	NO
23. Will the C-3 RBC Certifications required under C-3 Phase I be filed with the state of domicile and electronically with the NAIC by March 1?	NO
24. Will the C-3 RBC Certifications required under C-3 Phase II be filed with the state of domicile and electronically with the NAIC by March 1?	NO
25. Will the Actuarial Certifications Related to Annuity Nonforfeiture Ongoing Compliance for Equity Indexed Annuities be filed with the state of domicile and electronically with the NAIC by March 1?	NO

ANNUAL STATEMENT FOR THE YEAR 2024 OF THE ENTRADA LIFE INSURANCE COMPANY
SUPPLEMENTAL EXHIBITS AND SCHEDULES INTERROGATORIES

- 26. Will the actuarial opinion required by the Modified Guaranteed Annuity Model Regulation be filed with the state of domicile and electronically with the NAIC by March 1? NO
- 27. Will the Actuarial Certification regarding the use of 2001 Preferred Class Tables required by the Model Regulation Permitting the Recognition of Preferred Mortality Tables for Use in Determining Minimum Reserve Liabilities be filed with the state of domicile and electronically with the NAIC by March 1? NO
- 28. Will the Worker's Compensation Carve-Out Supplement be filed by March 1? (Not applicable to fraternal benefit societies) NO
- 29. Will Supplemental Schedule O be filed with the state of domicile and the NAIC by March 1? NO
- 30. Will the Medicare Part D Coverage Supplement be filed with the state of domicile and the NAIC by March 1? NO
- 31. Will an approval from the reporting entity's state of domicile for relief related to the five-year rotation requirement for lead audit partner be filed electronically with the NAIC by March 1? NO
- 32. Will an approval from the reporting entity's state of domicile for relief related to the one-year cooling off period for independent CPA be filed electronically with the NAIC by March 1? NO
- 33. Will an approval from the reporting entity's state of domicile for relief related to the Requirements for Audit Committees be filed electronically with the NAIC by March 1? NO
- 34. Will the VM-20 Reserves Supplement be filed with the state of domicile and the NAIC by March 1? NO
- 35. Will the Health Supplement be filed with the state of domicile and the NAIC by March 1? NO
- 36. Will the Market Conduct Annual Statement (MCAS) Premium Exhibit for Year be filed with appropriate jurisdictions and with the NAIC by March 1? NO


APRIL FILING

- 37. Will the confidential Regulatory Asset Adequacy Issues Summary (RAAIS) required by the Valuation Manual be filed with the state of domicile by April 1? NO
- 38. Will the Long-Term Care Experience Reporting Forms be filed with the state of domicile and the NAIC by April 1? NO
- 39. Will the Credit Insurance Experience Exhibit be filed with the state of domicile and the NAIC by April 1? (Not applicable to fraternal benefit societies) .. NO
- 40. Will the Accident and Health Policy Experience Exhibit be filed by April 1? NO
- 41. Will the Supplemental Health Care Exhibit (Parts 1 and 2) be filed with the state of domicile and the NAIC by April 1? NO
- 42. Will the confidential Actuarial Memorandum required by Actuarial Guideline XXXVIII 8D be filed with the state of domicile by April 30? NO
- 43. Will the Supplemental Term and Universal Life Insurance Reinsurance Exhibit be filed with the state of domicile and the NAIC by April 1? NO
- 44. Will the Variable Annuities Supplement be filed with the state of domicile and the NAIC by April 1? NO
- 45. Will the confidential Executive Summary of the PBR Actuarial Report be filed with the state of domicile by April 1? NO
- 46. Will the confidential Life Summary of the PBR Actuarial Report be filed with the state of domicile by April 1? NO
- 47. Will the confidential Variable Annuities Summary of the PBR Actuarial Report be filed with the state of domicile by April 1? NO

AUGUST FILING

- 48. Will Management's Report of Internal Control Over Financial Reporting be filed with the state of domicile by August 1? SEE EXPLANATION
- Explanations:
- 8. The Company qualifies for automatic exemption under Arizona Statute.
 - 9. The Company qualifies for automatic exemption under Arizona Statute.
 - 10. Not required to be filed by Company.
 - 11. Not required to be filed by Company.
 - 12. Not required to be filed by Company.
 - 13. Not required to be filed by Company.
 - 14. Not required to be filed by Company.
 - 15. Not required to be filed by Company.
 - 16. Not required to be filed by Company.
 - 17. Not required to be filed by Company.
 - 18. Not required to be filed by Company.
 - 19.
 - 20. Not required to be filed by Company.
 - 21. Not required to be filed by Company.
 - 22. Not required to be filed by Company.
 - 23. Not required to be filed by Company.
 - 24. Not required to be filed by Company.
 - 25. Not required to be filed by Company.
 - 26. Not required to be filed by Company.
 - 27. Not required to be filed by Company.
 - 28. Not required to be filed by Company.
 - 29. Not required to be filed by Company.
 - 30. Not required to be filed by Company.
 - 31. Not required to be filed by Company.
 - 32. Not required to be filed by Company.
 - 33. Not required to be filed by Company.
 - 34. Not required to be filed by Company.
 - 35. Not required to be filed by Company.
 - 36. Not required to be filed by Company.
 - 37.
 - 38. Not required to be filed by Company.
 - 39. Not required to be filed by Company.
 - 40. Not required to be filed by Company.
 - 41. Not required to be filed by Company.
 - 42. Not required to be filed by Company.
 - 43. Not required to be filed by Company.
 - 44. Not required to be filed by Company.
 - 45. Not required to be filed by Company.
 - 46. Not required to be filed by Company.
 - 47. Not required to be filed by Company.
 - 48. The Company qualifies for automatic exemption under Arizona Statute.

- Bar Codes:
- 1. Supplemental Compensation Exhibit [Document Identifier 460]
 - 4. Actuarial Opinion [Document Identifier 440]
 - 10. SIS Stockholder Information Supplement [Document Identifier 420]
 - 11. Medicare Supplement Insurance Experience Exhibit [Document Identifier 360]
 - 12. Trusteed Surplus Statement [Document Identifier 490]
 - 13. Participating Opinion for Exhibit 5 [Document Identifier 371]



SUPPLEMENTAL EXHIBITS AND SCHEDULES INTERROGATORIES

14. Non-Guaranteed Opinion for Exhibit 5 [Document Identifier 370]



15. Actuarial Opinion on X-Factors [Document Identifier 442]



16. Actuarial Opinion on Separate Accounts Funding Guaranteed Minimum Benefit [Document Identifier 443]



17. Actuarial Opinion on Synthetic Guaranteed Investment Contracts [Document Identifier 444]



18. Reasonableness of Assumptions Certification required by Actuarial Guideline XXXV [Document Identifier 445]



19. Reasonableness and Consistency of Assumptions Certification required by Actuarial Guideline XXXV [Document Identifier 446]



20. Reasonableness of Assumptions Certification for Implied Guaranteed Rate Method required by Actuarial Guideline XXXVI [Document Identifier 447]



21. Reasonableness and Consistency of Assumptions Certification required by Actuarial Guideline XXXVI [Document Identifier 448]



22. Reasonableness and Consistency of Assumptions Certification required by Actuarial Guideline XXXVI (Updated Market Value) [Document Identifier 449]



23. C-3 RBC Certifications Required Under C-3 Phase I [Document Identifier 450]



24. C-3 RBC Certifications Required Under C-3 Phase II [Document Identifier 451]



25. Actuarial Certifications Related to Annuity Nonforfeiture Ongoing Compliance for Equity Indexed Annuities [Document Identifier 452]



26. Modified Guaranteed Annuity Model Regulation [Document Identifier 453]



27. Actuarial Certification regarding the use of 2001 Preferred Class Tables required by the Model Regulation Permitting the Recognition of Preferred Mortality Tables for Use in Determining Minimum Reserve Liabilities [Document Identifier 454]



28. Workers' Compensation Carve-Out Supplement [Document Identifier 495]



29. Supplemental Schedule O [Document Identifier 465]



30. Medicare Part D Coverage Supplement [Document Identifier 365]



31. Relief from the five-year rotation requirement for lead audit partner [Document Identifier 224]



32. Relief from the one-year cooling off period for independent CPA [Document Identifier 225]



33. Relief from the Requirements for Audit Committees [Document Identifier 226]



34. VM-20 Reserves Supplement [Document Identifier 456]



35. Health Care Receivables Supplement [Document Identifier 475]



36. Market Conduct Annual Statement (MCAS) Premium Exhibit [Document Identifier 600]



37. Regulatory Asset Adequacy Issues Summary (RAAIS) required by the Valuation Manual [Document Identifier 434]



38. Long-Term Care Experience Reporting Forms [Document Identifier 306]



39. Credit Insurance Experience Exhibit [Document Identifier 230]



40. Accident and Health Policy Experience Exhibit [Document Identifier 210]



41. Supplemental Health Care Exhibit (Parts 1 and 2) [Document Identifier 216]



42. Actuarial Memorandum Required by Actuarial Guideline XXXVIII 8D [Document Identifier 435]



SUPPLEMENTAL EXHIBITS AND SCHEDULES INTERROGATORIES

43. Supplemental Term and Universal Life Insurance Reinsurance Exhibit
[Document Identifier 345]



44. Variable Annuities Supplement [Document Identifier 286]



45. Executive Summary of the PBR Actuarial Report [Document Identifier 457]



46. Life Summary of the PBR Actuarial Report [Document Identifier 458]



47. Variable Annuities Summary of the PBR Actuarial Report
[Document Identifier 459]



NONE

ANNUAL STATEMENT FOR THE YEAR 2024 OF THE ENTRADA LIFE INSURANCE COMPANY

SUMMARY INVESTMENT SCHEDULE

Investment Categories	Gross Investment Holdings		Admitted Assets as Reported in the Annual Statement			
	1 Amount	2 Percentage of Column 1 Line 13	3 Amount	4 Securities Lending Reinvested Collateral Amount	5 Total (Col. 3 + 4) Amount	6 Percentage of Column 5 Line 13
1. Long-Term Bonds (Schedule D, Part 1):						
1.01 U.S. governments	2,981,660	34.837	2,981,660		2,981,660	34.837
1.02 All other governments		0.000				0.000
1.03 U.S. states, territories and possessions, etc. guaranteed		0.000				0.000
1.04 U.S. political subdivisions of states, territories, and possessions, guaranteed		0.000				0.000
1.05 U.S. special revenue and special assessment obligations, etc. non-guaranteed		0.000				0.000
1.06 Industrial and miscellaneous		0.000				0.000
1.07 Hybrid securities		0.000				0.000
1.08 Parent, subsidiaries and affiliates		0.000				0.000
1.09 SVO identified funds		0.000				0.000
1.10 Unaffiliated bank loans		0.000				0.000
1.11 Unaffiliated certificates of deposit		0.000				0.000
1.12 Total long-term bonds	2,981,660	34.837	2,981,660		2,981,660	34.837
2. Preferred stocks (Schedule D, Part 2, Section 1):						
2.01 Industrial and miscellaneous (Unaffiliated)		0.000				0.000
2.02 Parent, subsidiaries and affiliates		0.000				0.000
2.03 Total preferred stocks		0.000				0.000
3. Common stocks (Schedule D, Part 2, Section 2):						
3.01 Industrial and miscellaneous Publicly traded (Unaffiliated)		0.000				0.000
3.02 Industrial and miscellaneous Other (Unaffiliated)		0.000				0.000
3.03 Parent, subsidiaries and affiliates Publicly traded		0.000				0.000
3.04 Parent, subsidiaries and affiliates Other		0.000				0.000
3.05 Mutual funds		0.000				0.000
3.06 Unit investment trusts		0.000				0.000
3.07 Closed-end funds		0.000				0.000
3.08 Exchange traded funds		0.000				0.000
3.09 Total common stocks		0.000				0.000
4. Mortgage loans (Schedule B):						
4.01 Farm mortgages		0.000				0.000
4.02 Residential mortgages		0.000				0.000
4.03 Commercial mortgages		0.000				0.000
4.04 Mezzanine real estate loans		0.000				0.000
4.05 Total valuation allowance		0.000				0.000
4.06 Total mortgage loans		0.000				0.000
5. Real estate (Schedule A):						
5.01 Properties occupied by company		0.000				0.000
5.02 Properties held for production of income		0.000				0.000
5.03 Properties held for sale		0.000				0.000
5.04 Total real estate		0.000				0.000
6. Cash, cash equivalents and short-term investments:						
6.01 Cash (Schedule E, Part 1)	2,931,649	34.253	2,931,649		2,931,649	34.253
6.02 Cash equivalents (Schedule E, Part 2)	2,027,732	23.692	2,027,732		2,027,732	23.692
6.03 Short-term investments (Schedule DA)		0.000				0.000
6.04 Total cash, cash equivalents and short-term investments	4,959,381	57.945	4,959,381		4,959,381	57.945
7. Contract loans	18,199	0.213	18,199		18,199	0.213
8. Derivatives (Schedule DB)		0.000				0.000
9. Other invested assets (Schedule BA)		0.000				0.000
10. Receivables for securities	599,574	7.005	599,574		599,574	7.005
11. Securities Lending (Schedule DL, Part 1).....		0.000		XXX	XXX	XXX
12. Other invested assets (Page 2, Line 11)		0.000				0.000
13. Total invested assets	8,558,814	100.000	8,558,814		8,558,814	100.000

SCHEDULE A - VERIFICATION BETWEEN YEARS

Real Estate

1. Book/adjusted carrying value, December 31 of prior year
2. Cost of acquired:
 - 2.1 Actual cost at time of acquisition (Part 2, Column 6)
 - 2.2 Additional investment made after acquisition (Part 2, Column 9)
3. Current year change in encumbrances:
 - 3.1 Totals, Part 1, Column 13
 - 3.2 Totals, Part 3, Column 11
4. Total gain (loss) on disposals, Part 3, Column 18
5. Deduct amounts received on disposals, Part 3, Column 15
6. Total foreign exchange change in book/adjusted carrying value:
 - 6.1 Totals, Part 1, Column 15
 - 6.2 Totals, Part 3, Column 13
7. Deduct current year's other-than-temporary impairment recognized:
 - 7.1 Totals, Part 1, Column 12
 - 7.2 Totals, Part 3, Column 10
8. Deduct current year's depreciation:
 - 8.1 Totals, Part 1, Column 11
 - 8.2 Totals, Part 3, Column 9
9. Book/adjusted carrying value at the end of current period (Lines 1+2+3+4-5+6-7-8)
10. Deduct total nonadmitted amounts
11. Statement value at end of current period (Line 9 minus Line 10)

NONE

SCHEDULE B - VERIFICATION BETWEEN YEARS

Mortgage Loans

1. Book value/recorded investment excluding accrued interest, December 31 of prior year
2. Cost of acquired:
 - 2.1 Actual cost at time of acquisition (Part 2, Column 7)
 - 2.2 Additional investment made after acquisition (Part 2, Column 8)
3. Capitalized deferred interest and other:
 - 3.1 Totals, Part 1, Column 12
 - 3.2 Totals, Part 3, Column 11
4. Accrual of discount
5. Unrealized valuation increase/(decrease):
 - 5.1 Totals, Part 1, Column 9
 - 5.2 Totals, Part 3, Column 8
6. Total gain (loss) on disposals, Part 3, Column 18
7. Deduct amounts received on disposals, Part 3, Column 15
8. Deduct amortization of premium and mortgage interest points and commitment fees
9. Total foreign exchange change in book value/recorded investment excluding accrued interest:
 - 9.1 Totals, Part 1, Column 13
 - 9.2 Totals, Part 3, Column 13
10. Deduct current year's other-than-temporary impairment recognized:
 - 10.1 Totals, Part 1, Column 11
 - 10.2 Totals, Part 3, Column 10
11. Book value/recorded investment excluding accrued interest at end of current period (Lines 1+2+3+4+5+6-7-8+9-10)
12. Total valuation allowance
13. Subtotal (Line 11 plus Line 12)
14. Deduct total nonadmitted amounts
15. Statement value of mortgages owned at end of current period (Line 13 minus Line 14)

NONE

ANNUAL STATEMENT FOR THE YEAR 2024 OF THE ENTRADA LIFE INSURANCE COMPANY

SCHEDULE BA - VERIFICATION BETWEEN YEARS

Other Long-Term Invested Assets

1.	Book/adjusted carrying value, December 31 of prior year	
2.	Cost of acquired:	
	2.1 Actual cost at time of acquisition (Part 2, Column 8)	
	2.2 Additional investment made after acquisition (Part 2, Column 9)	
3.	Capitalized deferred interest and other:	
	3.1 Totals, Part 1, Column 16	
	3.2 Totals, Part 3, Column 12	
4.	Accrual of discount	
5.	Unrealized valuation increase/(decrease):	
	5.1 Totals, Part 1, Column 13	
	5.2 Totals, Part 3, Column 9	
6.	Total gain (loss) on disposals, Part 3, Column 19	
7.	Deduct amounts received on disposals, Part 3, Column 16	
8.	Deduct amortization of premium and depreciation	
9.	Total foreign exchange change in book/adjusted carrying value:	
	9.1 Totals, Part 1, Column 17	
	9.2 Totals, Part 3, Column 14	
10.	Deduct current year's other-than-temporary impairment recognized:	
	10.1 Totals, Part 1, Column 15	
	10.2 Totals, Part 3, Column 11	
11.	Book/adjusted carrying value at end of current period (Lines 1+2+3+4+5+6-7-8+9-10)	
12.	Deduct total nonadmitted amounts	
13.	Statement value at end of current period (Line 11 minus Line 12)	

NONE

SCHEDULE D - VERIFICATION BETWEEN YEARS

Bonds and Stocks

1.	Book/adjusted carrying value, December 31 of prior year	2,649,300
2.	Cost of bonds and stocks acquired, Part 3, Column 7	1,523,508
3.	Accrual of discount	10,097
4.	Unrealized valuation increase/(decrease):	
	4.1. Part 1, Column 12	
	4.2. Part 2, Section 1, Column 15	
	4.3. Part 2, Section 2, Column 13	
	4.4. Part 4, Column 11	
5.	Total gain (loss) on disposals, Part 4, Column 19	
6.	Deduction consideration for bonds and stocks disposed of, Part 4, Column 7	1,195,000
7.	Deduct amortization of premium	6,245
8.	Total foreign exchange change in book/adjusted carrying value:	
	8.1. Part 1, Column 15	
	8.2. Part 2, Section 1, Column 19	
	8.3. Part 2, Section 2, Column 16	
	8.4. Part 4, Column 15	
9.	Deduct current year's other-than-temporary impairment recognized:	
	9.1. Part 1, Column 14	
	9.2. Part 2, Section 1, Column 17	
	9.3. Part 2, Section 2, Column 14	
	9.4. Part 4, Column 13	
10.	Total investment income recognized as a result of prepayment penalties and/or acceleration fees, Note 5Q, Line 2	
11.	Book/adjusted carrying value at end of current period (Lines 1+2+3+4+5-6-7+8-9+10)	2,981,660
12.	Deduct total nonadmitted amounts	
13.	Statement value at end of current period (Line 11 minus Line 12)	2,981,660

ANNUAL STATEMENT FOR THE YEAR 2024 OF THE ENTRADA LIFE INSURANCE COMPANY

SCHEDULE D - SUMMARY BY COUNTRY

Long-Term Bonds and Stocks OWNED December 31 of Current Year

Description		1 Book/Adjusted Carrying Value	2 Fair Value	3 Actual Cost	4 Par Value of Bonds
BONDS					
Governments (Including all obligations guaranteed by governments)	1. United States	2,981,660	2,965,284	2,973,975	3,050,000
	2. Canada				
	3. Other Countries				
	4. Totals	2,981,660	2,965,284	2,973,975	3,050,000
U.S. States, Territories and Possessions (Direct and guaranteed)	5. Totals				
U.S. Political Subdivisions of States, Territories and Possessions (Direct and guaranteed)	6. Totals				
U.S. Special Revenue and Special Assessment Obligations and all Non- Guaranteed Obligations of Agencies and Authorities of Governments and their Political Subdivisions	7. Totals				
Industrial and Miscellaneous, SVO Identified Funds, Unaffiliated Bank Loans, Unaffiliated Certificates of Deposit and Hybrid Securities (unaffiliated)	8. United States				
	9. Canada				
	10. Other Countries				
	11. Totals				
Parent, Subsidiaries and Affiliates	12. Totals				
	13. Total Bonds	2,981,660	2,965,284	2,973,975	3,050,000
PREFERRED STOCKS					
Industrial and Miscellaneous (unaffiliated)	14. United States				
	15. Canada				
	16. Other Countries				
	17. Totals				
Parent, Subsidiaries and Affiliates	18. Totals				
	19. Total Preferred Stocks				
COMMON STOCKS					
Industrial and Miscellaneous (unaffiliated), Mutual Funds, Unit Investment Trusts, Closed-End Funds and Exchange Traded Funds	20. United States				
	21. Canada				
	22. Other Countries				
	23. Totals				
Parent, Subsidiaries and Affiliates	24. Totals				
	25. Total Common Stocks				
	26. Total Stocks				
	27. Total Bonds and Stocks	2,981,660	2,965,284	2,973,975	

ANNUAL STATEMENT FOR THE YEAR 2024 OF THE ENTRADA LIFE INSURANCE COMPANY

SCHEDULE D - PART 1A - SECTION 1

Quality and Maturity Distribution of All Bonds Owned December 31, at Book/Adjusted Carrying Values by Major Types of Issues and NAIC Designations

NAIC Designation	1 1 Year or Less	2 Over 1 Year Through 5 Years	3 Over 5 Years Through 10 Years	4 Over 10 Years Through 20 Years	5 Over 20 Years	6 No Maturity Date	7 Total Current Year	8 Col. 7 as a % of Line 12.7	9 Total from Col. 7 Prior Year	10 % From Col. 8 Prior Year	11 Total Publicly Traded	12 Total Privately Placed (a)
1. U.S. Governments												
1.1 NAIC 1	1,699,718	1,281,942				XXX	2,981,660	100.0	2,649,301	100.0	2,981,660	
1.2 NAIC 2						XXX						
1.3 NAIC 3						XXX						
1.4 NAIC 4						XXX						
1.5 NAIC 5						XXX						
1.6 NAIC 6						XXX						
1.7 Totals	1,699,718	1,281,942				XXX	2,981,660	100.0	2,649,301	100.0	2,981,660	
2. All Other Governments												
2.1 NAIC 1						XXX						
2.2 NAIC 2						XXX						
2.3 NAIC 3						XXX						
2.4 NAIC 4						XXX						
2.5 NAIC 5						XXX						
2.6 NAIC 6						XXX						
2.7 Totals						XXX						
3. U.S. States, Territories and Possessions etc., Guaranteed												
3.1 NAIC 1						XXX						
3.2 NAIC 2						XXX						
3.3 NAIC 3						XXX						
3.4 NAIC 4						XXX						
3.5 NAIC 5						XXX						
3.6 NAIC 6						XXX						
3.7 Totals						XXX						
4. U.S. Political Subdivisions of States, Territories and Possessions, Guaranteed												
4.1 NAIC 1						XXX						
4.2 NAIC 2						XXX						
4.3 NAIC 3						XXX						
4.4 NAIC 4						XXX						
4.5 NAIC 5						XXX						
4.6 NAIC 6						XXX						
4.7 Totals						XXX						
5. U.S. Special Revenue & Special Assessment Obligations, etc., Non-Guaranteed												
5.1 NAIC 1						XXX						
5.2 NAIC 2						XXX						
5.3 NAIC 3						XXX						
5.4 NAIC 4						XXX						
5.5 NAIC 5						XXX						
5.6 NAIC 6						XXX						
5.7 Totals						XXX						

S105

ANNUAL STATEMENT FOR THE YEAR 2024 OF THE ENTRADA LIFE INSURANCE COMPANY

SCHEDULE D - PART 1A - SECTION 1 (Continued)

Quality and Maturity Distribution of All Bonds Owned December 31, at Book/Adjusted Carrying Values by Major Types of Issues and NAIC Designations

NAIC Designation	1 1 Year or Less	2 Over 1 Year Through 5 Years	3 Over 5 Years Through 10 Years	4 Over 10 Years Through 20 Years	5 Over 20 Years	6 No Maturity Date	7 Total Current Year	8 Col. 7 as a % of Line 12.7	9 Total from Col. 7 Prior Year	10 % From Col. 8 Prior Year	11 Total Publicly Traded	12 Total Privately Placed (a)
6. Industrial & Miscellaneous (Unaffiliated)												
6.1 NAIC 1						XXX						
6.2 NAIC 2						XXX						
6.3 NAIC 3						XXX						
6.4 NAIC 4						XXX						
6.5 NAIC 5						XXX						
6.6 NAIC 6						XXX						
6.7 Totals						XXX						
7. Hybrid Securities												
7.1 NAIC 1						XXX						
7.2 NAIC 2						XXX						
7.3 NAIC 3						XXX						
7.4 NAIC 4						XXX						
7.5 NAIC 5						XXX						
7.6 NAIC 6						XXX						
7.7 Totals						XXX						
8. Parent, Subsidiaries and Affiliates												
8.1 NAIC 1						XXX						
8.2 NAIC 2						XXX						
8.3 NAIC 3						XXX						
8.4 NAIC 4						XXX						
8.5 NAIC 5						XXX						
8.6 NAIC 6						XXX						
8.7 Totals						XXX						
9. SVO Identified Funds												
9.1 NAIC 1	XXX	XXX	XXX	XXX	XXX							
9.2 NAIC 2	XXX	XXX	XXX	XXX	XXX							
9.3 NAIC 3	XXX	XXX	XXX	XXX	XXX							
9.4 NAIC 4	XXX	XXX	XXX	XXX	XXX							
9.5 NAIC 5	XXX	XXX	XXX	XXX	XXX							
9.6 NAIC 6	XXX	XXX	XXX	XXX	XXX							
9.7 Totals	XXX	XXX	XXX	XXX	XXX							
10. Unaffiliated Bank Loans												
10.1 NAIC 1						XXX						
10.2 NAIC 2						XXX						
10.3 NAIC 3						XXX						
10.4 NAIC 4						XXX						
10.5 NAIC 5						XXX						
10.6 NAIC 6						XXX						
10.7 Totals						XXX						
11. Unaffiliated Certificates of Deposit												
11.1 NAIC 1						XXX						
11.2 NAIC 2						XXX						
11.3 NAIC 3						XXX						
11.4 NAIC 4						XXX						
11.5 NAIC 5						XXX						
11.6 NAIC 6						XXX						
11.7 Totals						XXX						

9015

ANNUAL STATEMENT FOR THE YEAR 2024 OF THE ENTRADA LIFE INSURANCE COMPANY

SCHEDULE D - PART 1A - SECTION 1 (Continued)

Quality and Maturity Distribution of All Bonds Owned December 31, at Book/Adjusted Carrying Values by Major Types of Issues and NAIC Designations

NAIC Designation	1 1 Year or Less	2 Over 1 Year Through 5 Years	3 Over 5 Years Through 10 Years	4 Over 10 Years Through 20 Years	5 Over 20 Years	6 No Maturity Date	7 Total Current Year	8 Col. 7 as a % of Line 12.7	9 Total from Col. 7 Prior Year	10 % From Col. 8 Prior Year	11 Total Publicly Traded	12 Total Privately Placed (a)
12. Total Bonds Current Year												
12.1 NAIC 1	(d) 1,699,718	1,281,942					2,981,660	100.0	XXX	XXX	2,981,660	
12.2 NAIC 2	(d)								XXX	XXX		
12.3 NAIC 3	(d)								XXX	XXX		
12.4 NAIC 4	(d)								XXX	XXX		
12.5 NAIC 5	(d)								XXX	XXX		
12.6 NAIC 6	(d)						(c)		XXX	XXX		
12.7 Totals	1,699,718	1,281,942					(b) 2,981,660	100.0	XXX	XXX	2,981,660	
12.8 Line 12.7 as a % of Col. 7	57.0	43.0					100.0	XXX	XXX	XXX	100.0	
13. Total Bonds Prior Year												
13.1 NAIC 1	1,200,124	1,449,177					XXX	XXX	2,649,301	100.0	2,649,301	
13.2 NAIC 2							XXX	XXX				
13.3 NAIC 3							XXX	XXX				
13.4 NAIC 4							XXX	XXX				
13.5 NAIC 5							XXX	XXX	(c)			
13.6 NAIC 6							XXX	XXX	(c)			
13.7 Totals	1,200,124	1,449,177					XXX	XXX	(b) 2,649,301	100.0	2,649,301	
13.8 Line 13.7 as a % of Col. 9	45.3	54.7					XXX	XXX	100.0	XXX	100.0	
14. Total Publicly Traded Bonds												
14.1 NAIC 1	1,699,718	1,281,942					2,981,660	100.0	2,649,301	100.0	2,981,660	XXX
14.2 NAIC 2												XXX
14.3 NAIC 3												XXX
14.4 NAIC 4												XXX
14.5 NAIC 5												XXX
14.6 NAIC 6												XXX
14.7 Totals	1,699,718	1,281,942					2,981,660	100.0	2,649,301	100.0	2,981,660	XXX
14.8 Line 14.7 as a % of Col. 7	57.0	43.0					100.0	XXX	XXX	XXX	100.0	XXX
14.9 Line 14.7 as a % of Line 12.7, Col. 7, Section 12	57.0	43.0					100.0	XXX	XXX	XXX	100.0	XXX
15. Total Privately Placed Bonds												
15.1 NAIC 1											XXX	
15.2 NAIC 2											XXX	
15.3 NAIC 3											XXX	
15.4 NAIC 4											XXX	
15.5 NAIC 5											XXX	
15.6 NAIC 6											XXX	
15.7 Totals											XXX	
15.8 Line 15.7 as a % of Col. 7								XXX	XXX	XXX	XXX	
15.9 Line 15.7 as a % of Line 12.7, Col. 7, Section 12								XXX	XXX	XXX	XXX	

(a) Includes \$ freely tradable under SEC Rule 144 or qualified for resale under SEC Rule 144A.
 (b) Includes \$ current year of bonds with Z designations and \$ prior year of bonds with Z designations. The letter "Z" means the NAIC designation was not assigned by the Securities Valuation Office (SVO) at the date of the statement.
 (c) Includes \$ current year, \$ prior year of bonds with 5GI designations and \$ current year, \$ prior year of bonds with 6* designations. "5GI" means the NAIC designation was assigned by the (SVO) in reliance on the insurer's certification that the issuer is current in all principal and interest payments. "6*" means the NAIC designation was assigned by the SVO due to inadequate certification of principal and interest payments.
 (d) Includes the following amount of short-term and cash equivalent bonds by NAIC designation: NAIC 1 \$; NAIC 2 \$; NAIC 3 \$; NAIC 4 \$; NAIC 5 \$; NAIC 6 \$

S107

ANNUAL STATEMENT FOR THE YEAR 2024 OF THE ENTRADA LIFE INSURANCE COMPANY

SCHEDULE D - PART 1A - SECTION 2

Maturity Distribution of All Bonds Owned December 31, at Book/Adjusted Carrying Values by Major Type and Subtype of Issues

Distribution by Type	1 1 Year or Less	2 Over 1 Year Through 5 Years	3 Over 5 Years Through 10 Years	4 Over 10 Years Through 20 Years	5 Over 20 Years	6 No Maturity Date	7 Total Current Year	8 Col. 7 as a % of Line 12.09	9 Total from Col. 7 Prior Year	10 % From Col. 8 Prior Year	11 Total Publicly Traded	12 Total Privately Placed
1. U.S. Governments												
1.01 Issuer Obligations	1,699,718	1,281,942				XXX	2,981,660	100.0	2,649,301	100.0	2,981,660	
1.02 Residential Mortgage-Backed Securities						XXX						
1.03 Commercial Mortgage-Backed Securities						XXX						
1.04 Other Loan-Backed and Structured Securities ...						XXX						
1.05 Totals	1,699,718	1,281,942				XXX	2,981,660	100.0	2,649,301	100.0	2,981,660	
2. All Other Governments												
2.01 Issuer Obligations						XXX						
2.02 Residential Mortgage-Backed Securities						XXX						
2.03 Commercial Mortgage-Backed Securities						XXX						
2.04 Other Loan-Backed and Structured Securities ...						XXX						
2.05 Totals						XXX						
3. U.S. States, Territories and Possessions, Guaranteed												
3.01 Issuer Obligations						XXX						
3.02 Residential Mortgage-Backed Securities						XXX						
3.03 Commercial Mortgage-Backed Securities						XXX						
3.04 Other Loan-Backed and Structured Securities ...						XXX						
3.05 Totals						XXX						
4. U.S. Political Subdivisions of States, Territories and Possessions, Guaranteed												
4.01 Issuer Obligations						XXX						
4.02 Residential Mortgage-Backed Securities						XXX						
4.03 Commercial Mortgage-Backed Securities						XXX						
4.04 Other Loan-Backed and Structured Securities ...						XXX						
4.05 Totals						XXX						
5. U.S. Special Revenue & Special Assessment Obligations etc., Non-Guaranteed												
5.01 Issuer Obligations						XXX						
5.02 Residential Mortgage-Backed Securities						XXX						
5.03 Commercial Mortgage-Backed Securities						XXX						
5.04 Other Loan-Backed and Structured Securities ...						XXX						
5.05 Totals						XXX						
6. Industrial and Miscellaneous												
6.01 Issuer Obligations						XXX						
6.02 Residential Mortgage-Backed Securities						XXX						
6.03 Commercial Mortgage-Backed Securities						XXX						
6.04 Other Loan-Backed and Structured Securities ...						XXX						
6.05 Totals						XXX						
7. Hybrid Securities												
7.01 Issuer Obligations						XXX						
7.02 Residential Mortgage-Backed Securities						XXX						
7.03 Commercial Mortgage-Backed Securities						XXX						
7.04 Other Loan-Backed and Structured Securities ...						XXX						
7.05 Totals						XXX						
8. Parent, Subsidiaries and Affiliates												
8.01 Issuer Obligations						XXX						
8.02 Residential Mortgage-Backed Securities						XXX						
8.03 Commercial Mortgage-Backed Securities						XXX						
8.04 Other Loan-Backed and Structured Securities ...						XXX						
8.05 Affiliated Bank Loans - Issued						XXX						
8.06 Affiliated Bank Loans - Acquired						XXX						
8.07 Totals						XXX						

8018

ANNUAL STATEMENT FOR THE YEAR 2024 OF THE ENTRADA LIFE INSURANCE COMPANY

SCHEDULE D - PART 1A - SECTION 2 (Continued)

Maturity Distribution of All Bonds Owned December 31, at Book/Adjusted Carrying Values by Major Type and Subtype of Issues

Distribution by Type	1 1 Year or Less	2 Over 1 Year Through 5 Years	3 Over 5 Years Through 10 Years	4 Over 10 Years Through 20 Years	5 Over 20 Years	6 No Maturity Date	7 Total Current Year	8 Col. 7 as a % of Line 12.09	9 Total from Col. 7 Prior Year	10 % From Col. 8 Prior Year	11 Total Publicly Traded	12 Total Privately Placed
9. SVO Identified Funds												
9.01 Exchange Traded Funds Identified by the SVO	XXX	XXX	XXX	XXX	XXX							
10. Unaffiliated Bank Loans												
10.01 Unaffiliated Bank Loans - Issued						XXX						
10.02 Unaffiliated Bank Loans - Acquired						XXX						
10.03 Totals						XXX						
11. Unaffiliated Certificates of Deposit												
11.01 Totals						XXX						
12. Total Bonds Current Year												
12.01 Issuer Obligations	1,699,718	1,281,942				XXX	2,981,660	100.0	XXX	XXX	2,981,660	
12.02 Residential Mortgage-Backed Securities						XXX			XXX	XXX		
12.03 Commercial Mortgage-Backed Securities						XXX			XXX	XXX		
12.04 Other Loan-Backed and Structured Securities						XXX			XXX	XXX		
12.05 SVO Identified Funds	XXX	XXX	XXX	XXX	XXX				XXX	XXX		
12.06 Affiliated Bank Loans						XXX			XXX	XXX		
12.07 Unaffiliated Bank Loans						XXX			XXX	XXX		
12.08 Unaffiliated Certificates of Deposit						XXX			XXX	XXX		
12.09 Totals	1,699,718	1,281,942					2,981,660	100.0	XXX	XXX	2,981,660	
12.10 Line 12.09 as a % of Col. 7	57.0	43.0					100.0	XXX	XXX	XXX	100.0	
13. Total Bonds Prior Year												
13.01 Issuer Obligations	1,200,124	1,449,177				XXX	XXX	XXX	2,649,301	100.0	2,649,301	
13.02 Residential Mortgage-Backed Securities						XXX	XXX	XXX				
13.03 Commercial Mortgage-Backed Securities						XXX	XXX	XXX				
13.04 Other Loan-Backed and Structured Securities						XXX	XXX	XXX				
13.05 SVO Identified Funds	XXX	XXX	XXX	XXX	XXX							
13.06 Affiliated Bank Loans						XXX	XXX	XXX				
13.07 Unaffiliated Bank Loans						XXX	XXX	XXX				
13.08 Unaffiliated Certificates of Deposit						XXX	XXX	XXX				
13.09 Totals	1,200,124	1,449,177					XXX	XXX	2,649,301	100.0	2,649,301	
13.10 Line 13.09 as a % of Col. 9	45.3	54.7					XXX	XXX	100.0	XXX	100.0	
14. Total Publicly Traded Bonds												
14.01 Issuer Obligations	1,699,718	1,281,942				XXX	2,981,660	100.0	2,649,301	100.0	2,981,660	XXX
14.02 Residential Mortgage-Backed Securities						XXX						XXX
14.03 Commercial Mortgage-Backed Securities						XXX						XXX
14.04 Other Loan-Backed and Structured Securities						XXX						XXX
14.05 SVO Identified Funds	XXX	XXX	XXX	XXX	XXX							XXX
14.06 Affiliated Bank Loans						XXX						XXX
14.07 Unaffiliated Bank Loans						XXX						XXX
14.08 Unaffiliated Certificates of Deposit						XXX						XXX
14.09 Totals	1,699,718	1,281,942					2,981,660	100.0	2,649,301	100.0	2,981,660	XXX
14.10 Line 14.09 as a % of Col. 7	57.0	43.0					100.0	XXX	XXX	XXX	100.0	XXX
14.11 Line 14.09 as a % of Line 12.09, Col. 7, Section 12	57.0	43.0					100.0	XXX	XXX	XXX	100.0	XXX
15. Total Privately Placed Bonds												
15.01 Issuer Obligations						XXX					XXX	
15.02 Residential Mortgage-Backed Securities						XXX					XXX	
15.03 Commercial Mortgage-Backed Securities						XXX					XXX	
15.04 Other Loan-Backed and Structured Securities						XXX					XXX	
15.05 SVO Identified Funds	XXX	XXX	XXX	XXX	XXX						XXX	
15.06 Affiliated Bank Loans						XXX					XXX	
15.07 Unaffiliated Bank Loans						XXX					XXX	
15.08 Unaffiliated Certificates of Deposit						XXX					XXX	
15.09 Totals											XXX	
15.10 Line 15.09 as a % of Col. 7									XXX	XXX	XXX	
15.11 Line 15.09 as a % of Line 12.09, Col. 7, Section 12									XXX	XXX	XXX	

6015

Schedule DA - Verification - Short-Term Investments

N O N E

Schedule DB - Part A - Verification - Options, Caps, Floors, Collars, Swaps and Forwards

N O N E

Schedule DB - Part B - Verification - Futures Contracts

N O N E

Schedule DB - Part C - Section 1 - Replication (Synthetic Asset) Transactions (RSATs) Open

N O N E

Schedule DB-Part C-Section 2-Reconciliation of Replication (Synthetic Asset) Transactions Open

N O N E

Schedule DB - Verification - Book/Adjusted Carrying Value, Fair Value and Potential Exposure of
Derivatives

N O N E

ANNUAL STATEMENT FOR THE YEAR 2024 OF THE ENTRADA LIFE INSURANCE COMPANY
SCHEDULE E - PART 2 - VERIFICATION BETWEEN YEARS

(Cash Equivalents)

	1 Total	2 Bonds	3 Money Market Mutual funds	4 Other (a)
1. Book/adjusted carrying value, December 31 of prior year	202,400		202,400	
2. Cost of cash equivalents acquired	3,357,352		3,357,352	
3. Accrual of discount				
4. Unrealized valuation increase/(decrease)				
5. Total gain (loss) on disposals				
6. Deduct consideration received on disposals	1,532,020		1,532,020	
7. Deduct amortization of premium				
8. Total foreign exchange change in book/adjusted carrying value				
9. Deduct current year's other-than-temporary impairment recognized				
10. Book/adjusted carrying value at end of current period (Lines 1+2+3+4+5-6-7+8-9)	2,027,732		2,027,732	
11. Deduct total nonadmitted amounts				
12. Statement value at end of current period (Line 10 minus Line 11)	2,027,732		2,027,732	

(a) Indicate the category of such investments, for example, joint ventures, transportation equipment:

Schedule A - Part 1 - Real Estate Owned

NONE

Schedule A - Part 2 - Real Estate Acquired and Additions Made

NONE

Schedule A - Part 3 - Real Estate Disposed

NONE

Schedule B - Part 1 - Mortgage Loans Owned

NONE

Schedule B - Part 2 - Mortgage Loans Acquired and Additions Made

NONE

Schedule B - Part 3 - Mortgage Loans Disposed, Transferred or Repaid

NONE

Schedule BA - Part 1 - Other Long-Term Invested Assets Owned

NONE

Schedule BA - Part 2 - Other Long-Term Invested Assets Acquired and Additions Made

NONE

Schedule BA - Part 3 - Other Long-Term Invested Assets Disposed, Transferred or Repaid

NONE

ANNUAL STATEMENT FOR THE YEAR 2024 OF THE ENTRADA LIFE INSURANCE COMPANY

SCHEDULE D - PART 1

Showing All Long-Term BONDS Owned December 31 of Current Year

1	2	Codes			6	7	Fair Value		10	11	Change in Book/Adjusted Carrying Value				Interest					Dates	
		3	4	5			8	9			12	13	14	15	16	17	18	19	20	21	22
CUSIP Identification	Description	C o d e	F o r e i g n	B o n d C h a r	NAIC Designation, NAIC Designation Modifier and SVO Administrative Symbol	Actual Cost	Rate Used to Obtain Fair Value	Fair Value	Par Value	Book/ Adjusted Carrying Value	Unrealized Valuation Increase/ (Decrease)	Current Year's (Amortization)/ Accretion	Current Year's Other-Than-Temporary Impairment Recognized	Total Foreign Exchange Change in Book/ Adjusted Carrying Value	Rate of	Effective Rate of	When Paid	Admitted Amount Due and Accrued	Amount Received During Year	Acquired	Stated Contractual Maturity Date
912828-ZF-0	UNITEDSTATETREASURY SENIOR GOVT_BND	..SD..			1.A	652,006	99.1060	641,216	647,000	647,257		(1,036)			0.500	0.339	MS	827	3,235	05/20/2020	03/31/2025
912828-ZF-0	UNITEDSTATETREASURY SENIOR GOVT_BND	..SD..			1.A	53,410	99.1060	52,526	53,000	53,021		(85)			0.500	0.339	MS	68	265	05/20/2020	03/31/2025
91282C-DK-4	UNITEDSTATETREASURY SENIOR GOVT_BND	..SD..			1.A	707,314	94.5420	709,065	750,000	710,697		3,383			1.250	4.127	MN	824	4,688	10/29/2024	11/30/2026
91282C-DN-8	UNITEDSTATETREASURY SENIOR GOVT_BND	..SD..			1.A		0.0000								1.000	0.000	JD		2,375	06/15/2024	12/15/2024
91282C-DQ-1	UNITEDSTATETREASURY SENIOR GOVT_BND	..SD..			1.A	482,516	94.3170	481,960	511,000	486,510		3,994			1.250	3.763	JD	18	3,194	08/28/2024	12/31/2026
91282C-DQ-1	UNITEDSTATETREASURY SENIOR GOVT_BND	..SD..			1.A	84,039	94.3170	83,942	89,000	84,735		696			1.250	3.763	JD	3	556	08/28/2024	12/31/2026
91282C-EH-0	UNITEDSTATETREASURY SENIOR GOVT_BND	..SD..			1.A	139,076	99.5340	139,348	140,000	139,906		321			2.625	2.861	AO	788	3,675	05/09/2022	04/15/2025
91282C-EH-0	UNITEDSTATETREASURY SENIOR GOVT_BND	..SD..			1.A	605,975	99.5340	607,157	610,000	609,590		1,397			2.625	2.861	AO	3,431	16,013	05/09/2022	04/15/2025
91282C-GN-5	UNITEDSTATETREASURY SENIOR GOVT_BND	..SD..			1.A	249,639	100.0280	250,070	250,000	249,945		306			4.625	4.764	FA	3,929	11,563	02/07/2024	02/28/2025
0019999999	Subtotal - Bonds - U.S. Governments - Issuer Obligations					2,973,975	XXX	2,965,284	3,050,000	2,981,660		8,976			XXX	XXX	XXX	9,888	45,564	XXX	XXX
0109999999	Total - U.S. Government Bonds					2,973,975	XXX	2,965,284	3,050,000	2,981,660		8,976			XXX	XXX	XXX	9,888	45,564	XXX	XXX
0309999999	Total - All Other Government Bonds						XXX								XXX	XXX	XXX			XXX	XXX
0509999999	Total - U.S. States, Territories and Possessions Bonds						XXX								XXX	XXX	XXX			XXX	XXX
0709999999	Total - U.S. Political Subdivisions Bonds						XXX								XXX	XXX	XXX			XXX	XXX
0909999999	Total - U.S. Special Revenues Bonds						XXX								XXX	XXX	XXX			XXX	XXX
1109999999	Total - Industrial and Miscellaneous (Unaffiliated) Bonds						XXX								XXX	XXX	XXX			XXX	XXX
1309999999	Total - Hybrid Securities						XXX								XXX	XXX	XXX			XXX	XXX
1509999999	Total - Parent, Subsidiaries and Affiliates Bonds						XXX								XXX	XXX	XXX			XXX	XXX
1909999999	Subtotal - Bonds - Unaffiliated Bank Loans						XXX								XXX	XXX	XXX			XXX	XXX
2419999999	Total - Issuer Obligations					2,973,975	XXX	2,965,284	3,050,000	2,981,660		8,976			XXX	XXX	XXX	9,888	45,564	XXX	XXX
2429999999	Total - Residential Mortgage-Backed Securities						XXX								XXX	XXX	XXX			XXX	XXX
2439999999	Total - Commercial Mortgage-Backed Securities						XXX								XXX	XXX	XXX			XXX	XXX
2449999999	Total - Other Loan-Backed and Structured Securities						XXX								XXX	XXX	XXX			XXX	XXX
2459999999	Total - SVO Identified Funds						XXX								XXX	XXX	XXX			XXX	XXX
2469999999	Total - Affiliated Bank Loans						XXX								XXX	XXX	XXX			XXX	XXX
2479999999	Total - Unaffiliated Bank Loans						XXX								XXX	XXX	XXX			XXX	XXX
2489999999	Total - Unaffiliated Certificates of Deposit						XXX								XXX	XXX	XXX			XXX	XXX
2509999999	Total Bonds					2,973,975	XXX	2,965,284	3,050,000	2,981,660		8,976			XXX	XXX	XXX	9,888	45,564	XXX	XXX

1. Line Book/Adjusted Carrying Value by NAIC Designation Category Footnote:
Number

1A	1A ..\$	2,981,660	1B ..\$	1C ..\$	1D ..\$	1E ..\$	1F ..\$	1G ..\$
1B	2A ..\$		2B ..\$	2C ..\$				
1C	3A ..\$		3B ..\$	3C ..\$				
1D	4A ..\$		4B ..\$	4C ..\$				
1E	5A ..\$		5B ..\$	5C ..\$				
1F	6 ..\$							

E 10

Schedule D - Part 2 - Section 1 - Preferred Stocks Owned

N O N E

Schedule D - Part 2 - Section 2 - Common Stocks Owned

N O N E

ANNUAL STATEMENT FOR THE YEAR 2024 OF THE ENTRADA LIFE INSURANCE COMPANY

SCHEDULE D - PART 3

Showing All Long-Term Bonds and Stocks ACQUIRED During Current Year

1 CUSIP Identification	2 Description	3 Foreign	4 Date Acquired	5 Name of Vendor	6 Number of Shares of Stock	7 Actual Cost	8 Par Value	9 Paid for Accrued Interest and Dividends
91282C-DK-4	UNITEDSTATESTREASURY SENIOR GOVT BND		10/29/2024	3RD PARTY		707,314	750,000	3,893
91282C-DQ-1	UNITEDSTATESTREASURY SENIOR GOVT BND		08/28/2024	J.P. MORGAN SECURITIES INC		566,555	600,000	1,223
91282C-GN-5	UNITEDSTATESTREASURY SENIOR GOVT BND		02/07/2024	WELLS FARGO SECURITIES LLC		249,639	250,000	5,082
0109999999. Subtotal - Bonds - U.S. Governments						1,523,508	1,600,000	10,198
2509999997. Total - Bonds - Part 3								
2509999998. Total - Bonds - Part 5						1,523,508	1,600,000	10,198
2509999999. Total - Bonds						1,523,508	1,600,000	10,198
4509999997. Total - Preferred Stocks - Part 3							XXX	
4509999998. Total - Preferred Stocks - Part 5							XXX	
4509999999. Total - Preferred Stocks							XXX	
5989999997. Total - Common Stocks - Part 3							XXX	
5989999998. Total - Common Stocks - Part 5							XXX	
5989999999. Total - Common Stocks							XXX	
5999999999. Total - Preferred and Common Stocks							XXX	
6009999999 - Totals						1,523,508	XXX	10,198

ANNUAL STATEMENT FOR THE YEAR 2024 OF THE ENTRADA LIFE INSURANCE COMPANY

SCHEDULE D - PART 4

Showing All Long-Term Bonds and Stocks SOLD, REDEEMED or Otherwise DISPOSED OF During Current Year

1	2	3	4	5	6	7	8	9	10	Change In Book/Adjusted Carrying Value					16	17	18	19	20	21
										11	12	13	14	15						
CUSIP Identification	Description	Foreign	Disposal Date	Name of Purchaser	Number of Shares of Stock	Consideration	Par Value	Actual Cost	Prior Year Book/ Adjusted Carrying Value	Unrealized Valuation Increase/ (Decrease)	Current Year's (Amortization)/ Accretion	Current Year's Other-Than-Temporary Impairment Recognized	Total Change in Book/ Adjusted Carrying Value (11+12-13)	Total Foreign Exchange Change in Book/ Adjusted Carrying Value	Book/ Adjusted Carrying Value at Disposal Date	Foreign Exchange Gain (Loss) on Disposal	Realized Gain (Loss) on Disposal	Total Gain (Loss) on Disposal	Bond Interest/ Stock Dividends Received During Year	Stated Contractual Maturity Date
912828-YE-4 ..	UNITEDSTATESTREASURY SENIOR GOVT_BND08/31/2024 .	MATURITY		720,000	720,000	749,646	724,770		(4,770)		(4,770)		720,000				9,000	08/31/2024 .
91282C-DN-8 ..	UNITEDSTATESTREASURY SENIOR GOVT_BND12/15/2024 .	MATURITY		475,000	475,000	476,096	475,354		(354)		(354)		475,000				4,750	12/15/2024 .
0109999999. Subtotal - Bonds - U.S. Governments						1,195,000	1,195,000	1,225,742	1,200,124		(5,124)		(5,124)		1,195,000				13,750	XXX
2509999997. Total - Bonds - Part 4						1,195,000	1,195,000	1,225,742	1,200,124		(5,124)		(5,124)		1,195,000				13,750	XXX
2509999998. Total - Bonds - Part 5																				XXX
2509999999. Total - Bonds						1,195,000	1,195,000	1,225,742	1,200,124		(5,124)		(5,124)		1,195,000				13,750	XXX
4509999997. Total - Preferred Stocks - Part 4								XXX												XXX
4509999998. Total - Preferred Stocks - Part 5								XXX												XXX
4509999999. Total - Preferred Stocks								XXX												XXX
5989999997. Total - Common Stocks - Part 4								XXX												XXX
5989999998. Total - Common Stocks - Part 5								XXX												XXX
5989999999. Total - Common Stocks								XXX												XXX
5999999999. Total - Preferred and Common Stocks								XXX												XXX
6009999999 - Totals						1,195,000	XXX	1,225,742	1,200,124		(5,124)		(5,124)		1,195,000				13,750	XXX

Schedule D - Part 5 - Long Term Bonds and Stocks Acquired and Fully Disposed Of

N O N E

Schedule D-Part 6-Section 1-Valuation of Shares of Subsidiary, Controlled or Affiliated Companies

N O N E

Schedule D - Part 6 - Section 2

N O N E

Schedule DA - Part 1 - Short-Term Investments Owned

N O N E

Schedule DB - Part A - Section 1 - Options, Caps, Floors, Collars, Swaps and Forwards Open

N O N E

Schedule DB - Part A - Section 2 - Options, Caps, Floors, Collars, Swaps and Forwards Terminated

N O N E

Schedule DB - Part B - Section 1 - Futures Contracts Open

N O N E

Schedule DB - Part B - Section 1B - Brokers with whom cash deposits have been made

N O N E

Schedule DB - Part B - Section 2 - Futures Contracts Terminated

N O N E

Schedule DB - Part D - Section 1 - Counterparty Exposure for Derivative Instruments Open

N O N E

Schedule DB - Part D-Section 2 - Collateral for Derivative Instruments Open - Pledged By

N O N E

Schedule DB - Part D-Section 2 - Collateral for Derivative Instruments Open - Pledged To

N O N E

Schedule DB - Part E - Derivatives Hedging Variable Annuity Guarantees as of December 31 of
Current Year

N O N E

Schedule DL - Part 1 - Reinvested Collateral Assets Owned

N O N E

Schedule DL - Part 2 - Reinvested Collateral Assets Owned

N O N E

ANNUAL STATEMENT FOR THE YEAR 2024 OF THE ENTRADA LIFE INSURANCE COMPANY

SCHEDULE E - PART 1 - CASH

1 Depository	2 Code	3 Rate of Interest	4 Amount of Interest Received During Year	5 Amount of Interest Accrued December 31 of Current Year	6 Balance	7 *
JP Morgan New York, NY					5,406	.XXX.
PNC Bank Pittsburgh, PA					2,926,243	.XXX.
State Street Bank Boston, MA		4.830	12,905			.XXX.
0199998 Deposits in ... depositories which do not exceed the allowable limit in any one depository (See instructions) - open depositories	XXX	XXX				XXX
0199999. Totals - Open Depositories	XXX	XXX	12,905		2,931,649	XXX
0299998 Deposits in ... depositories which do not exceed the allowable limit in any one depository (See instructions) - suspended depositories	XXX	XXX				XXX
0299999. Totals - Suspended Depositories	XXX	XXX				XXX
0399999. Total Cash on Deposit	XXX	XXX	12,905		2,931,649	XXX
0499999. Cash in Company's Office	XXX	XXX	XXX	XXX		XXX
.....						
.....						
.....						
.....						
.....						
.....						
.....						
.....						
0599999 Total - Cash	XXX	XXX	12,905		2,931,649	XXX

TOTALS OF DEPOSITORY BALANCES ON THE LAST DAY OF EACH MONTH DURING THE CURRENT YEAR

1. January.....	4,584,393	4. April.....	4,454,531	7. July.....	4,396,466	10. October.....	3,015,136
2. February....	4,535,955	5. May.....	4,413,950	8. August.....	4,393,773	11. November...	2,994,362
3. March.....	4,468,221	6. June.....	4,393,616	9. September.....	3,837,053	12. December.....	2,931,649

ANNUAL STATEMENT FOR THE YEAR 2024 OF THE ENTRADA LIFE INSURANCE COMPANY

SCHEDULE E - PART 2 - CASH EQUIVALENTS

Show Investments Owned December 31 of Current Year

1 CUSIP	2 Description	3 Code	4 Date Acquired	5 Rate of Interest	6 Maturity Date	7 Book/Adjusted Carrying Value	8 Amount of Interest Due and Accrued	9 Amount Received During Year
0109999999	Total - U.S. Government Bonds							
0309999999	Total - All Other Government Bonds							
0509999999	Total - U.S. States, Territories and Possessions Bonds							
0709999999	Total - U.S. Political Subdivisions Bonds							
0909999999	Total - U.S. Special Revenues Bonds							
1109999999	Total - Industrial and Miscellaneous (Unaffiliated) Bonds							
1309999999	Total - Hybrid Securities							
1509999999	Total - Parent, Subsidiaries and Affiliates Bonds							
1909999999	Subtotal - Unaffiliated Bank Loans							
2419999999	Total - Issuer Obligations							
2429999999	Total - Residential Mortgage-Backed Securities							
2439999999	Total - Commercial Mortgage-Backed Securities							
2449999999	Total - Other Loan-Backed and Structured Securities							
2459999999	Total - SVO Identified Funds							
2469999999	Total - Affiliated Bank Loans							
2479999999	Total - Unaffiliated Bank Loans							
2509999999	Total Bonds							
46699K-IY-6	JPMC CP FINANCIAL INST USA STIFFUND		12/31/2024	0.000		2,027,732		6,986
8309999999	Subtotal - All Other Money Market Mutual Funds					2,027,732		6,986
8609999999	Total Cash Equivalents					2,027,732		6,986

1. Line Book/Adjusted Carrying Value by NAIC Designation Category Footnote:
 Number
 1A 1A ..\$ 1B ..\$ 1C ..\$ 1D ..\$ 1E ..\$ 1F ..\$ 1G ..\$
 1B 2A ..\$ 2B ..\$ 2C ..\$
 1C 3A ..\$ 3B ..\$ 3C ..\$
 1D 4A ..\$ 4B ..\$ 4C ..\$
 1E 5A ..\$ 5B ..\$ 5C ..\$
 1F 6\$

E28

ANNUAL STATEMENT FOR THE YEAR 2024 OF THE ENTRADA LIFE INSURANCE COMPANY

SCHEDULE E - PART 3 - SPECIAL DEPOSITS

States, Etc.	1 Type of Deposit	2 Purpose of Deposit	Deposits For the Benefit of All Policyholders		All Other Special Deposits		
			3 Book/Adjusted Carrying Value	4 Fair Value	5 Book/Adjusted Carrying Value	6 Fair Value	
1. Alabama	AL						
2. Alaska	AK						
3. Arizona	AZ	B. STATE DEPOSIT			710,697	709,065	
4. Arkansas	AR	B. STATE DEPOSIT			109,489	108,465	
5. California	CA						
6. Colorado	CO						
7. Connecticut	CT						
8. Delaware	DE						
9. District of Columbia	DC						
10. Florida	FL						
11. Georgia	GA	B. STATE DEPOSIT			43,795	43,386	
12. Hawaii	HI						
13. Idaho	ID						
14. Illinois	IL						
15. Indiana	IN						
16. Iowa	IA						
17. Kansas	KS						
18. Kentucky	KY						
19. Louisiana	LA						
20. Maine	ME						
21. Maryland	MD						
22. Massachusetts	MA	B. STATE DEPOSIT			95,207	94,317	
23. Michigan	MI						
24. Minnesota	MN						
25. Mississippi	MS						
26. Missouri	MO						
27. Montana	MT						
28. Nebraska	NE						
29. Nevada	NV	B. STATE DEPOSIT			249,945	250,070	
30. New Hampshire	NH						
31. New Jersey	NJ						
32. New Mexico	NM	B. STATE DEPOSIT			238,019	235,793	
33. New York	NY						
34. North Carolina	NC	B. STATE DEPOSIT			422,167	418,227	
35. North Dakota	ND						
36. Ohio	OH						
37. Oklahoma	OK						
38. Oregon	OR						
39. Pennsylvania	PA						
40. Rhode Island	RI						
41. South Carolina	SC	B. STATE DEPOSIT			139,906	139,348	
42. South Dakota	SD						
43. Tennessee	TN						
44. Texas	TX						
45. Utah	UT						
46. Vermont	VT						
47. Virginia	VA	B. STATE DEPOSIT			225,089	222,989	
48. Washington	WA						
49. West Virginia	WV						
50. Wisconsin	WI						
51. Wyoming	WY						
52. American Samoa	AS						
53. Guam	GU						
54. Puerto Rico	PR						
55. U.S. Virgin Islands	VI						
56. Northern Mariana Islands	MP						
57. Canada	CAN						
58. Aggregate Alien and Other	OT	XXX	XXX				
59. Subtotal	XXX	XXX			2,234,314	2,221,660	
DETAILS OF WRITE-INS							
5801.							
5802.							
5803.							
5898. Summary of remaining write-ins for Line 58 from overflow page	XXX	XXX					
5899. Totals (Lines 5801 through 5803 plus 5898)(Line 58 above)	XXX	XXX					