



LIFE, ACCIDENT AND HEALTH COMPANIES/FRATERNAL BENEFIT SOCIETIES - ASSOCIATION EDITION

QUARTERLY STATEMENT

AS OF JUNE 30, 2023

OF THE CONDITION AND AFFAIRS OF THE

Eagle Life Insurance Company

NAIC Group Code 2658 2658 NAIC Company Code 13183 Employer's ID Number 26-3218907
(Current) (Prior)

Organized under the Laws of Iowa, State of Domicile or Port of Entry IA

Country of Domicile United States of America

Licensed as business type: Life, Accident and Health [X] Fraternal Benefit Societies []

Incorporated/Organized 08/28/2008 Commenced Business 08/28/2008

Statutory Home Office 6000 Westown Parkway West Des Moines, IA, US 50266-5921
(Street and Number) (City or Town, State, Country and Zip Code)

Main Administrative Office 6000 Westown Parkway
(Street and Number)
West Des Moines, IA, US 50266-5921 515-221-0002
(City or Town, State, Country and Zip Code) (Area Code) (Telephone Number)

Mail Address PO Box 71216 Des Moines, IA, US 50325
(Street and Number or P.O. Box) (City or Town, State, Country and Zip Code)

Primary Location of Books and Records 6000 Westown Parkway
(Street and Number)
West Des Moines, IA, US 50266-5921 515-221-0002
(City or Town, State, Country and Zip Code) (Area Code) (Telephone Number)

Internet Website Address www.eagle-lifeco.com

Statutory Statement Contact Chelsea Jennifer Fichtner 515-273-3876
(Name) (Area Code) (Telephone Number)
chelsea.fichtner@american-equity.com 515-440-2715
(E-mail Address) (FAX Number)

OFFICERS

President Graham Minton Day Senior Vice President and Chief Accounting Officer Jimmy Dewayne Lummus
Chief of Staff & Secretary Shari Wood Senior Vice President & Chief Corporate Actuary Angelika Feng #

OTHER

Anant Bhalla, Chief Executive Officer

DIRECTORS OR TRUSTEES

Axel Andre Anant Bhalla Graham Minton Day
James Louis Hamalainen Jeff David Lorenzen

State of Iowa SS:
County of Polk

The officers of this reporting entity being duly sworn, each depose and say that they are the described officers of said reporting entity, and that on the reporting period stated above, all of the herein described assets were the absolute property of the said reporting entity, free and clear from any liens or claims thereon, except as herein stated, and that this statement, together with related exhibits, schedules and explanations therein contained, annexed or referred to, is a full and true statement of all the assets and liabilities and of the condition and affairs of the said reporting entity as of the reporting period stated above, and of its income and deductions therefrom for the period ended, and have been completed in accordance with the NAIC Annual Statement Instructions and Accounting Practices and Procedures manual except to the extent that: (1) state law may differ; or, (2) that state rules or regulations require differences in reporting not related to accounting practices and procedures, according to the best of their information, knowledge and belief, respectively. Furthermore, the scope of this attestation by the described officers also includes the related corresponding electronic filing with the NAIC, when required, that is an exact copy (except for formatting differences due to electronic filing) of the enclosed statement. The electronic filing may be requested by various regulators in lieu of or in addition to the enclosed statement.

Graham Minton Day
President

Shari Wood
Chief of Staff and Secretary

Jimmy Dewayne Lummus
Senior Vice President and Chief Accounting Officer

Subscribed and sworn to before me this 7 day of August 2023

JaWon Matthews
Finance and Accounting Analyst
02/16/2026

- a. Is this an original filing? Yes [X] No []
b. If no,
1. State the amendment number.....
2. Date filed
3. Number of pages attached.....



STATEMENT AS OF JUNE 30, 2023 OF THE EAGLE LIFE INSURANCE COMPANY

ASSETS

	Current Statement Date			4 December 31 Prior Year Net Admitted Assets
	1 Assets	2 Nonadmitted Assets	3 Net Admitted Assets (Cols. 1 - 2)	
1. Bonds	2,657,879,911		2,657,879,911	2,569,081,605
2. Stocks:				
2.1 Preferred stocks				
2.2 Common stocks				87,230
3. Mortgage loans on real estate:				
3.1 First liens	727,672,431		727,672,431	532,026,598
3.2 Other than first liens.....				
4. Real estate:				
4.1 Properties occupied by the company (less \$ encumbrances)				
4.2 Properties held for the production of income (less \$ encumbrances)				
4.3 Properties held for sale (less \$ encumbrances)				
5. Cash (\$ 50,735,622), cash equivalents (\$ 157,650,245) and short-term investments (\$)	208,385,867		208,385,867	70,777,873
6. Contract loans (including \$ premium notes)				
7. Derivatives	48,665,471		48,665,471	33,030,902
8. Other invested assets	24,505,016		24,505,016	28,152,108
9. Receivables for securities	6,562,455		6,562,455	214,742
10. Securities lending reinvested collateral assets				
11. Aggregate write-ins for invested assets				
12. Subtotals, cash and invested assets (Lines 1 to 11)	3,673,671,151		3,673,671,151	3,233,371,058
13. Title plants less \$ charged off (for Title insurers only)				
14. Investment income due and accrued	27,618,294	50,753	27,567,541	22,587,066
15. Premiums and considerations:				
15.1 Uncollected premiums and agents' balances in the course of collection	1,858,304	1,858,304		
15.2 Deferred premiums, agents' balances and installments booked but deferred and not yet due (including \$ earned but unbilled premiums)				
15.3 Accrued retrospective premiums (\$) and contracts subject to redetermination (\$)				
16. Reinsurance:				
16.1 Amounts recoverable from reinsurers				
16.2 Funds held by or deposited with reinsured companies				
16.3 Other amounts receivable under reinsurance contracts	8,710,961		8,710,961	2,358,362
17. Amounts receivable relating to uninsured plans				
18.1 Current federal and foreign income tax recoverable and interest thereon				
18.2 Net deferred tax asset	27,872,738	14,262,211	13,610,528	11,669,928
19. Guaranty funds receivable or on deposit				
20. Electronic data processing equipment and software				
21. Furniture and equipment, including health care delivery assets (\$)	2,043	2,043		
22. Net adjustment in assets and liabilities due to foreign exchange rates				
23. Receivables from parent, subsidiaries and affiliates				
24. Health care (\$) and other amounts receivable				
25. Aggregate write-ins for other than invested assets	3,031,435	2,874,586	156,849	81,378
26. Total assets excluding Separate Accounts, Segregated Accounts and Protected Cell Accounts (Lines 12 to 25)	3,742,764,925	19,047,896	3,723,717,029	3,270,067,792
27. From Separate Accounts, Segregated Accounts and Protected Cell Accounts				
28. Total (Lines 26 and 27)	3,742,764,925	19,047,896	3,723,717,029	3,270,067,792
DETAILS OF WRITE-INS				
1101.				
1102.				
1103.				
1198. Summary of remaining write-ins for Line 11 from overflow page				
1199. Totals (Lines 1101 through 1103 plus 1198)(Line 11 above)				
2501. NEGATIVE IMR	2,849,224	2,849,224		
2502. MISCELLANEOUS ASSETS	182,211	25,362	156,849	81,378
2503.				
2598. Summary of remaining write-ins for Line 25 from overflow page				
2599. Totals (Lines 2501 through 2503 plus 2598)(Line 25 above)	3,031,435	2,874,586	156,849	81,378

STATEMENT AS OF JUNE 30, 2023 OF THE EAGLE LIFE INSURANCE COMPANY
LIABILITIES, SURPLUS AND OTHER FUNDS

	1 Current Statement Date	2 December 31 Prior Year
1. Aggregate reserve for life contracts \$ 3,247,228,489 less \$ included in Line 6.3 (including \$ Modco Reserve)	3,247,228,489	2,868,684,183
2. Aggregate reserve for accident and health contracts (including \$ Modco Reserve)		
3. Liability for deposit-type contracts (including \$ Modco Reserve).....	2,017,969	1,511,465
4. Contract claims:		
4.1 Life	20,549,321	19,456,815
4.2 Accident and health		
5. Policyholders' dividends/refunds to members \$ and coupons \$ due and unpaid		
6. Provision for policyholders' dividends, refunds to members and coupons payable in following calendar year - estimated amounts:		
6.1 Policyholders' dividends and refunds to members apportioned for payment (including \$ Modco)		
6.2 Policyholders' dividends and refunds to members not yet apportioned (including \$ Modco)		
6.3 Coupons and similar benefits (including \$ Modco)		
7. Amount provisionally held for deferred dividend policies not included in Line 6		
8. Premiums and annuity considerations for life and accident and health contracts received in advance less \$ discount; including \$ accident and health premiums		
9. Contract liabilities not included elsewhere:		
9.1 Surrender values on canceled contracts		
9.2 Provision for experience rating refunds, including the liability of \$ accident and health experience rating refunds of which \$ is for medical loss ratio rebate per the Public Health Service Act		
9.3 Other amounts payable on reinsurance, including \$ assumed and \$ ceded		
9.4 Interest Maintenance Reserve		874,756
10. Commissions to agents due or accrued-life and annuity contracts \$ 2,989,811 , accident and health \$ and deposit-type contract funds \$	2,989,811	1,284,752
11. Commissions and expense allowances payable on reinsurance assumed		
12. General expenses due or accrued	1,235,063	1,723,361
13. Transfers to Separate Accounts due or accrued (net) (including \$ accrued for expense allowances recognized in reserves, net of reinsured allowances)		
14. Taxes, licenses and fees due or accrued, excluding federal income taxes	(439,105)	(31,167)
15.1 Current federal and foreign income taxes, including \$ on realized capital gains (losses)	1,013,183	3,273,656
15.2 Net deferred tax liability	1,964,833	
16. Unearned investment income	14,041	
17. Amounts withheld or retained by reporting entity as agent or trustee	(50,764)	(176,819)
18. Amounts held for agents' account, including \$ agents' credit balances		
19. Remittances and items not allocated	25,337,101	10,399,011
20. Net adjustment in assets and liabilities due to foreign exchange rates		
21. Liability for benefits for employees and agents if not included above		
22. Borrowed money \$ and interest thereon \$		
23. Dividends to stockholders declared and unpaid		
24. Miscellaneous liabilities:		
24.01 Asset valuation reserve	8,246,165	14,252,924
24.02 Reinsurance in unauthorized and certified (\$) companies		
24.03 Funds held under reinsurance treaties with unauthorized and certified (\$) reinsurers		
24.04 Payable to parent, subsidiaries and affiliates	650,662	528,896
24.05 Drafts outstanding		
24.06 Liability for amounts held under uninsured plans		
24.07 Funds held under coinsurance		
24.08 Derivatives		
24.09 Payable for securities	11,671,848	4,111,292
24.10 Payable for securities lending		
24.11 Capital notes \$ and interest thereon \$		
25. Aggregate write-ins for liabilities	98,165,845	26,975,767
26. Total liabilities excluding Separate Accounts business (Lines 1 to 25)	3,420,594,462	2,952,868,892
27. From Separate Accounts Statement		
28. Total liabilities (Lines 26 and 27)	3,420,594,462	2,952,868,892
29. Common capital stock	2,500,000	2,500,000
30. Preferred capital stock		
31. Aggregate write-ins for other than special surplus funds		
32. Surplus notes		
33. Gross paid in and contributed surplus	281,424,633	280,748,094
34. Aggregate write-ins for special surplus funds		
35. Unassigned funds (surplus)	19,197,935	33,950,806
36. Less treasury stock, at cost:		
36.1 shares common (value included in Line 29 \$)		
36.2 shares preferred (value included in Line 30 \$)		
37. Surplus (Total Lines 31+32+33+34+35-36) (including \$ in Separate Accounts Statement)	300,622,569	314,698,900
38. Totals of Lines 29, 30 and 37	303,122,569	317,198,900
39. Totals of Lines 28 and 38 (Page 2, Line 28, Col. 3)	3,723,717,030	3,270,067,792
DETAILS OF WRITE-INS		
2501. AMOUNT DUE REINSURERS	98,165,845	26,975,767
2502.		
2503.		
2598. Summary of remaining write-ins for Line 25 from overflow page		
2599. Totals (Lines 2501 through 2503 plus 2598)(Line 25 above)	98,165,845	26,975,767
3101.		
3102.		
3103.		
3198. Summary of remaining write-ins for Line 31 from overflow page		
3199. Totals (Lines 3101 through 3103 plus 3198)(Line 31 above)		
3401.		
3402.		
3403.		
3498. Summary of remaining write-ins for Line 34 from overflow page		
3499. Totals (Lines 3401 through 3403 plus 3498)(Line 34 above)		

STATEMENT AS OF JUNE 30, 2023 OF THE EAGLE LIFE INSURANCE COMPANY

SUMMARY OF OPERATIONS

	1 Current Year To Date	2 Prior Year To Date	3 Prior Year Ended December 31
1. Premiums and annuity considerations for life and accident and health contracts	445,301,513	224,535,023	296,284,167
2. Considerations for supplementary contracts with life contingencies	66,972		
3. Net investment income	45,460,863	47,552,533	74,197,907
4. Amortization of Interest Maintenance Reserve (IMR)	(394,216)	(162,147)	(452,533)
5. Separate Accounts net gain from operations excluding unrealized gains or losses			
6. Commissions and expense allowances on reinsurance ceded	29,298,401	4,931,869	20,621,430
7. Reserve adjustments on reinsurance ceded			
8. Miscellaneous Income:			
8.1 Income from fees associated with investment management, administration and contract guarantees from Separate Accounts			
8.2 Charges and fees for deposit-type contracts			
8.3 Aggregate write-ins for miscellaneous income	(86,037)		
9. Totals (Lines 1 to 8.3)	519,647,496	276,857,278	390,650,971
10. Death benefits			
11. Matured endowments (excluding guaranteed annual pure endowments)			
12. Annuity benefits	22,420,004	12,745,521	26,565,089
13. Disability benefits and benefits under accident and health contracts			
14. Coupons, guaranteed annual pure endowments and similar benefits			
15. Surrender benefits and withdrawals for life contracts	66,026,163	47,748,392	126,697,961
16. Group conversions			
17. Interest and adjustments on contract or deposit-type contract funds	(85,435)	17,525	27,869
18. Payments on supplementary contracts with life contingencies	13,810	30,586	63,157
19. Increase in aggregate reserves for life and accident and health contracts	379,335,306	213,913,897	212,263,667
20. Totals (Lines 10 to 19)	467,709,848	274,455,921	365,617,743
21. Commissions on premiums, annuity considerations, and deposit-type contract funds (direct business only)	42,829,440	14,046,356	31,917,662
22. Commissions and expense allowances on reinsurance assumed	32,150	33,932	67,046
23. General insurance expenses and fraternal expenses	9,199,196	8,036,123	17,044,298
24. Insurance taxes, licenses and fees, excluding federal income taxes	977,247	2,343,477	3,473,065
25. Increase in loading on deferred and uncollected premiums			
26. Net transfers to or (from) Separate Accounts net of reinsurance			
27. Aggregate write-ins for deductions			
28. Totals (Lines 20 to 27)	520,747,881	298,915,809	418,119,814
29. Net gain from operations before dividends to policyholders and federal income taxes (Line 9 minus Line 28)	(1,100,386)	(22,058,531)	(27,468,843)
30. Dividends to policyholders and refunds to members			
31. Net gain from operations after dividends to policyholders, refunds to members and before federal income taxes (Line 29 minus Line 30)	(1,100,386)	(22,058,531)	(27,468,843)
32. Federal and foreign income taxes incurred (excluding tax on capital gains)	2,089,694	230,237	498,361
33. Net gain from operations after dividends to policyholders, refunds to members and federal income taxes and before realized capital gains or (losses) (Line 31 minus Line 32)	(3,190,080)	(22,288,767)	(27,967,204)
34. Net realized capital gains (losses) (excluding gains (losses) transferred to the IMR) less capital gains tax of \$ 18,199 (excluding taxes of \$ (1,094,710) transferred to the IMR)	68,464	(151,492)	(445,085)
35. Net income (Line 33 plus Line 34)	(3,121,616)	(22,440,259)	(28,412,289)
CAPITAL AND SURPLUS ACCOUNT			
36. Capital and surplus, December 31, prior year	317,198,900	343,391,764	343,391,764
37. Net income (Line 35)	(3,121,616)	(22,440,259)	(28,412,289)
38. Change in net unrealized capital gains (losses) less capital gains tax of \$ (2,434,858)	(9,159,703)	(740,337)	(514,464)
39. Change in net unrealized foreign exchange capital gain (loss)			
40. Change in net deferred income tax	900,446	5,237,593	5,722,954
41. Change in nonadmitted assets	(7,697,510)	(7,499,985)	(2,478,793)
42. Change in liability for reinsurance in unauthorized and certified companies			
43. Change in reserve on account of change in valuation basis, (increase) or decrease			
44. Change in asset valuation reserve	6,006,759	(1,083,859)	(3,870,181)
45. Change in treasury stock			
46. Surplus (contributed to) withdrawn from Separate Accounts during period			
47. Other changes in surplus in Separate Accounts Statement			
48. Change in surplus notes			
49. Cumulative effect of changes in accounting principles			
50. Capital changes:			
50.1 Paid in			
50.2 Transferred from surplus (Stock Dividend)			
50.3 Transferred to surplus			
51. Surplus adjustment:			
51.1 Paid in	676,539		
51.2 Transferred to capital (Stock Dividend)			
51.3 Transferred from capital			
51.4 Change in surplus as a result of reinsurance			
52. Dividends to stockholders			
53. Aggregate write-ins for gains and losses in surplus	(1,681,246)	(1,843,408)	3,359,909
54. Net change in capital and surplus for the year (Lines 37 through 53)	(14,076,331)	(28,370,256)	(26,192,863)
55. Capital and surplus, as of statement date (Lines 36 + 54)	303,122,569	315,021,508	317,198,900
DETAILS OF WRITE-INS			
08.301. MISCELLANEOUS INCOME (EXPENSE)	(86,037)		
08.302.			
08.303.			
08.398. Summary of remaining write-ins for Line 8.3 from overflow page			
08.399. Totals (Lines 08.301 through 08.303 plus 08.398) (Line 8.3 above)	(86,037)		
2701.			
2702.			
2703.			
2798. Summary of remaining write-ins for Line 27 from overflow page			
2799. Totals (Lines 2701 through 2703 plus 2798)(Line 27 above)			
5301. REINSURANCE ON IN-FORCE BUSINESS	(1,681,246)	(2,271,250)	2,509,904
5302. STOCK BASED COMPENSATION		427,842	850,005
5303.			
5398. Summary of remaining write-ins for Line 53 from overflow page			
5399. Totals (Lines 5301 through 5303 plus 5398)(Line 53 above)	(1,681,246)	(1,843,408)	3,359,909

STATEMENT AS OF JUNE 30, 2023 OF THE EAGLE LIFE INSURANCE COMPANY

CASH FLOW

	1 Current Year To Date	2 Prior Year To Date	3 Prior Year Ended December 31
Cash from Operations			
1. Premiums collected net of reinsurance	445,368,485	224,535,023	296,284,166
2. Net investment income	78,727,486	67,421,613	120,901,666
3. Miscellaneous income	204,631		
4. Total (Lines 1 to 3)	524,300,602	291,956,635	417,185,832
5. Benefit and loss related payments	87,367,471	58,433,572	148,584,958
6. Net transfers to Separate Accounts, Segregated Accounts and Protected Cell Accounts			
7. Commissions, expenses paid and aggregate write-ins for deductions	24,443,613	21,435,812	28,255,259
8. Dividends paid to policyholders			
9. Federal and foreign income taxes paid (recovered) net of \$ tax on capital gains (losses)	3,273,656		
10. Total (Lines 5 through 9)	115,084,740	79,869,384	176,840,217
11. Net cash from operations (Line 4 minus Line 10)	409,215,862	212,087,251	240,345,615
Cash from Investments			
12. Proceeds from investments sold, matured or repaid:			
12.1 Bonds	119,445,747	120,153,341	235,082,741
12.2 Stocks	101,637		
12.3 Mortgage loans	82,954,193	93,883,028	178,646,575
12.4 Real estate			
12.5 Other invested assets	67,319		
12.6 Net gains or (losses) on cash, cash equivalents and short-term investments			
12.7 Miscellaneous proceeds			
12.8 Total investment proceeds (Lines 12.1 to 12.7)	202,568,896	214,036,369	413,729,316
13. Cost of investments acquired (long-term only):			
13.1 Bonds	214,353,226	977,762,048	1,053,354,248
13.2 Stocks			
13.3 Mortgage loans	279,207,338	207,236,670	332,363,642
13.4 Real estate			
13.5 Other invested assets	7,539,710	9,710,309	27,401,606
13.6 Miscellaneous applications	50,012,637	33,918,539	64,300,012
13.7 Total investments acquired (Lines 13.1 to 13.6)	551,112,911	1,228,627,566	1,477,419,508
14. Net increase (or decrease) in contract loans and premium notes			
15. Net cash from investments (Line 12.8 minus Line 13.7 and Line 14)	(348,544,015)	(1,014,591,197)	(1,063,690,192)
Cash from Financing and Miscellaneous Sources			
16. Cash provided (applied):			
16.1 Surplus notes, capital notes			
16.2 Capital and paid in surplus, less treasury stock			
16.3 Borrowed funds			
16.4 Net deposits on deposit-type contracts and other insurance liabilities	591,940	(30,548)	(151,226)
16.5 Dividends to stockholders			
16.6 Other cash provided (applied)	76,344,208	(9,804,663)	29,486,456
17. Net cash from financing and miscellaneous sources (Line 16.1 through Line 16.4 minus Line 16.5 plus Line 16.6)	76,936,148	(9,835,211)	29,335,230
RECONCILIATION OF CASH, CASH EQUIVALENTS AND SHORT-TERM INVESTMENTS			
18. Net change in cash, cash equivalents and short-term investments (Line 11, plus Lines 15 and 17)	137,607,995	(812,339,157)	(794,009,347)
19. Cash, cash equivalents and short-term investments:			
19.1 Beginning of year	70,777,873	864,787,220	864,787,220
19.2 End of period (Line 18 plus Line 19.1)	208,385,868	52,448,064	70,777,873
Note: Supplemental disclosures of cash flow information for non-cash transactions:			
20.0001. ADDITIONAL PAID IN CAPITAL	676,539	427,842	850,005

EXHIBIT 1

DIRECT PREMIUMS AND DEPOSIT-TYPE CONTRACTS

	1 Current Year To Date	2 Prior Year To Date	3 Prior Year Ended December 31
1. Industrial life			
2. Ordinary life insurance			
3. Ordinary individual annuities969,071,410	.233,598,441	.562,239,843
4. Credit life (group and individual)			
5. Group life insurance			
6. Group annuities			
7. A & H - group			
8. A & H - credit (group and individual)			
9. A & H - other			
10. Aggregate of all other lines of business			
11. Subtotal (Lines 1 through 10)969,071,410	.233,598,441	.562,239,843
12. Fraternal (Fraternal Benefit Societies Only)			
13. Subtotal (Lines 11 through 12)969,071,410	.233,598,441	.562,239,843
14. Deposit-type contracts			
15. Total (Lines 13 and 14)	969,071,410	233,598,441	562,239,843
DETAILS OF WRITE-INS			
1001.			
1002.			
1003.			
1098. Summary of remaining write-ins for Line 10 from overflow page			
1099. Totals (Lines 1001 through 1003 plus 1098)(Line 10 above)			

NOTES TO FINANCIAL STATEMENTS

NOTE 1 Summary of Significant Accounting Policies and Going Concern

A. Accounting Practices

The financial statements of the Company are presented on the basis of accounting practices prescribed or permitted by the Iowa Department of Commerce, Insurance Division (the "Insurance Division").

The Insurance Division recognizes only statutory accounting practices prescribed or permitted by the State of Iowa for determining and reporting the financial condition and results of operations of an insurance company and for determining its solvency under Iowa Insurance Law. The National Association of Insurance Commissioners' ("NAIC") Accounting Practices and Procedures Manual ("NAIC SAP") has been adopted as a component of prescribed or permitted practices by the Insurance Division. The Company differs from NAIC SAP under Iowa Administrative Code 191 - Chapter 97, Accounting for Certain Derivative Instruments Used to Hedge the Growth in Interest Credited for Indexed Insurance Products and Accounting for the Indexed Insurance Products Reserve, a prescribed practice issued by the Insurance Division. Under this prescribed practice, call option derivative instruments that hedge the growth in interest credited on index products are accounted for at amortized cost with the corresponding amortization recorded as a decrease to net investment income and indexed annuity reserves are calculated based on Standard Valuation Law and Guideline 35 assuming the market value of the call options associated with the current index term is zero regardless of the observable market value for such options.

The Company also has a prescribed practice under Iowa Administrative Code 191 - Chapter 43 "Annuity Mortality Tables For Use In Determining Reserve Liabilities for Annuities" ("IAC 191-43") which allows the use of the Annuity 2000 Mortality Table for determining the minimum standard of valuation for annuities issued during 2015. The Company began using the 2012 IAR Mortality Table for annuities issued on or after January 1, 2016. NAIC SAP requires the use of the 2012 IAR Mortality Table for determining the minimum standard of valuation for annuities issued on or after January 1, 2015.

A reconciliation of the Company's net income and capital and surplus between NAIC SAP and practices prescribed and permitted by the Insurance Division is shown below:

	SSAP #	F/S Page	F/S Line #	June 30, 2023	December 31, 2022
NET INCOME					
(1) Net income, Iowa basis				\$ (3,121,616)	\$ (28,412,289)
State Prescribed Practices that are an increase/(decrease) from NAIC SAP:					
IAC 191-97					
(a) Net investment income - derivatives	86	4	3	(2,395,880)	(5,867,807)
(b) Change in reserves	51	4	19	40,564,442	(35,501,200)
IAC 191-43					
(c) Change in reserves	51	4	19	(225,631)	(158,587)
(2) Net Income (loss), NAIC SAP (1-a-b-c=2)				<u>\$ (41,064,547)</u>	<u>\$ 13,115,305</u>
SURPLUS					
Statutory Surplus, Iowa Basis				\$ 303,122,569	\$ 317,198,900
(3) State Prescribed Practices that are an increase/(decrease) from NAIC SAP:					
IAC 191-97					
(a) Derivative instruments	86	2, 4	7, 3	(55,701,807)	(355,669)
(b) Reserves for indexed annuities	51	3, 4	1, 19	52,727,569	12,163,127
(c) Tax impact	101	2	18.2	624,590	(2,479,566)
IAC 191-43					
(d) Change in reserves	51	3, 4	1, 19	256,267	481,898
(e) Tax impact	101	2	18.2	(53,816)	(101,199)
(4) Statutory surplus, NAIC SAP (3-a-b-c-d-e=4)				<u>\$ 305,269,766</u>	<u>\$ 307,490,309</u>

B. Use of Estimates in the Preparation of the Financial Statements

No significant changes have occurred in disclosure from December 31, 2022.

C. Accounting Policy

1. No significant changes have occurred in disclosure from December 31, 2022.

2. Investments in bonds rated NAIC 1-5 (including loan-backed securities), are reported at cost adjusted for amortization of premiums or discounts. Bonds with NAIC 6 ratings are reported at the lower of amortized cost or fair value. Amortization is computed using methods which result in a level yield over the life of the security. The Company reviews its prepayment assumptions on mortgage and other asset-backed securities at regular intervals and adjusts amortization rates retrospectively when such assumptions are changed due to experience and/or expected future patterns.

Realized capital gains and losses are recorded on the trade date and determined on the basis of specific identification and are recorded net of related federal income taxes and amounts transferred to the Interest Maintenance Reserve ("IMR"). Under a formula prescribed by the NAIC, the Company defers, in the IMR, the portion of realized gains and losses on sales of fixed income investments, principally bonds, attributable to changes in the general level of interest rates and amortizes those deferrals over the remaining period to maturity of the security. The Asset Valuation Reserve ("AVR") is established by the Company to provide for anticipated losses in the event of default by issuers of certain invested assets. The AVR is determined using a formula that is intended to establish a reserve to offset potential credit-related investment losses.

The carrying values of all investments are reviewed on an ongoing basis for credit deterioration. An other-than-temporary impairment shall be considered to have occurred if it is probable that the reporting entity will be unable to collect all amounts due according to the contractual terms of a debt security in effect at the date of acquisition. If this review indicates a decline in fair value that is other than temporary, the carrying amount of the investment, other than loan-backed and structured securities, is reduced to its fair value and a specific other than temporary impairment is taken. A decline in fair value which is other than temporary includes situations where the Company has made a decision to sell a security prior to its maturity at an amount below its carrying value. Such reductions in carrying values are recognized as realized losses on investments.

3. Common stocks are stated at fair value based on the latest quoted market prices.

4. No significant changes have occurred in disclosure from December 31, 2022.

5. No significant changes have occurred in disclosure from December 31, 2022.

NOTES TO FINANCIAL STATEMENTS

6. If the fair value of a loan-backed or structured security is less than its amortized cost at the reporting date, the Company assesses whether the impairment is other than temporary. If the Company intends to sell the loan-backed or structured security, an other than temporary impairment is considered to have occurred and a loss is recognized through earnings in an amount equal to the excess of amortized cost over fair value at the reporting date.

If the Company does not intend to sell the loan-backed or structured security, the Company assesses whether it has the intent and ability to retain the investment in the security for a period of time sufficient to recover the amortized cost. If the Company does not have the intent and ability to retain the investment for the time sufficient to recover the amortized cost, an other than temporary impairment is considered to have occurred and a loss is recognized through earnings in an amount equal to the excess of amortized cost over fair value at the reporting date.

If the Company does not expect to recover the amortized cost basis of the security, it is unable to assert that it will recover its amortized cost even if it does not intend to sell the security and the entity has the intent and ability to hold such security. Therefore, in those situations, an other than temporary impairment is considered to have occurred and a loss is recognized in an amount equal to the excess of amortized cost over the present value of cash flows expected to be collected, discounted at the loan-backed or structured security's effective interest rate.

Interest income is recognized on an accrual basis. Dividend income is recognized when declared. The Company does not accrue income on bonds in default which are delinquent more than twelve months. Further, income is not accrued when collection is uncertain.

7. No significant changes have occurred in disclosure from December 31, 2022.

8. No significant changes have occurred in disclosure from December 31, 2022.

9. No significant changes have occurred in disclosure from December 31, 2022.

10. No significant changes have occurred in disclosure from December 31, 2022.

11. No significant changes have occurred in disclosure from December 31, 2022.

12. No significant changes have occurred in disclosure from December 31, 2022.

13. No significant changes have occurred in disclosure from December 31, 2022.

D. Going Concern

The Company's management has evaluated its ability to continue as a going concern and does not have substantial doubt the entity will continue as a going concern.

NOTE 2 Accounting Changes and Corrections of Errors

No significant changes have occurred in disclosure from December 31, 2022.

NOTE 3 Business Combinations and Goodwill

No significant changes have occurred in disclosure from December 31, 2022.

NOTE 4 Discontinued Operations

No significant changes have occurred in the disclosure from December 31, 2022.

NOTE 5 Investments

A. Mortgage Loans, including Mezzanine Real Estate Loans

No significant changes have occurred in the disclosure from December 31, 2022.

B. Debt Restructuring

No significant changes have occurred in the disclosure from December 31, 2022.

C. Reverse Mortgages

No significant changes have occurred in the disclosure from December 31, 2022.

NOTES TO FINANCIAL STATEMENTS

D. Loan-Backed Securities

- (1) Prepayment assumptions for loan-backed securities were obtained from third party rating agencies and/or third party loan servicers.
- (2) For the six months ended June 30, 2023, the Company did not recognize other than temporary impairments ("OTTI") on its loan-backed securities on the basis of intent to sell and on the basis of the inability or lack of intent to retain the investment in the security for a period of time sufficient to recover the amortized cost basis.
- (3) The Company did not have any loan-backed securities for which the present value of cash flows expected to be collected was less than amortized cost, and as a result no OTTI was recorded during the six months ended June 30, 2023.
- (4) For loan-backed and structured securities with unrealized losses as of June 30, 2023, the gross unrealized losses and fair value, aggregated by length of time that individual securities have been in a continuous unrealized loss position are summarized as follows:
- | | |
|---|----------------|
| a) The aggregate amount of unrealized losses: | |
| 1. Less than 12 Months | \$ 6,941,080 |
| 2. 12 Months or Longer | \$ 92,414,708 |
| b) The aggregate related fair value of securities with unrealized losses: | |
| 1. Less than 12 Months | \$ 151,915,491 |
| 2. 12 Months or Longer | \$ 823,422,884 |
- (5) At June 30, 2023 the Company had no exposure to subprime loan-backed securities. Substantially all of the owned securities are in the highest rated tranche of the pool in which they are structured and are not subordinated to any other tranche.

E. Dollar Repurchase Agreements and/or Securities Lending Transactions

- (1) No significant changes have occurred in disclosure from December 31, 2022.
- (2) No significant changes have occurred in disclosure from December 31, 2022.
- (3) The Company has not pledged as collateral any assets as part of a repurchase agreement or securities lending transaction during the six months ended June 30, 2023.
- (4) No significant changes have occurred in disclosure from December 31, 2022.
- (5) No significant changes have occurred in disclosure from December 31, 2022.
- (6) No significant changes have occurred in disclosure from December 31, 2022.
- (7) No significant changes have occurred in disclosure from December 31, 2022.

F. Repurchase Agreements Transactions Accounted for as Secured Borrowing

The Company did not have any repurchase agreements transactions accounted for as secured borrowing as of June 30, 2023.

G. Reverse Repurchase Agreements Transactions Accounted for as Secured Borrowing

The Company did not have any reverse repurchase agreements transactions accounted for as secured borrowing as of June 30, 2023.

H. Repurchase Agreements Transactions Accounted for as a Sale

The Company did not have any repurchase agreements transactions accounted for as a sale as of June 30, 2023.

I. Reverse Repurchase Agreements Transactions Accounted for as a Sale

The Company did not have any reverse repurchase agreements transactions accounted for as a sale as of June 30, 2023.

J. Real Estate

No significant changes have occurred in disclosure from December 31, 2022.

K. Low Income Housing tax Credits (LIHTC)

No significant changes have occurred in disclosure from December 31, 2022.

NOTES TO FINANCIAL STATEMENTS

L. Restricted Assets

1. Restricted Assets (Including Pledged)

Restricted Asset Category	Gross (Admitted & Nonadmitted) Restricted						
	Current Year					6	7
	1	2	3	4	5		
Total General Account (G/A)	G/A Supporting S/A Activity (a)	Total Separate Account (S/A) Restricted Assets	S/A Assets Supporting G/A Activity (b)	Total (1 plus 3)	Total From Prior Year	Increase/ (Decrease) (5 minus 6)	
a. Subject to contractual obligation for which liability is not shown	\$ -	\$ -	\$ -	\$ -	\$ -	\$ -	\$ -
b. Collateral held under security lending agreements	\$ -	\$ -	\$ -	\$ -	\$ -	\$ -	\$ -
c. Subject to repurchase agreements	\$ -	\$ -	\$ -	\$ -	\$ -	\$ -	\$ -
d. Subject to reverse repurchase agreements	\$ -	\$ -	\$ -	\$ -	\$ -	\$ -	\$ -
e. Subject to dollar repurchase agreements	\$ -	\$ -	\$ -	\$ -	\$ -	\$ -	\$ -
f. Subject to dollar reverse repurchase agreements	\$ -	\$ -	\$ -	\$ -	\$ -	\$ -	\$ -
g. Placed under option contracts	\$ -	\$ -	\$ -	\$ -	\$ -	\$ -	\$ -
h. Letter stock or securities restricted as to sale - excluding FHLB capital stock	\$ -	\$ -	\$ -	\$ -	\$ -	\$ -	\$ -
i. FHLB capital stock	\$ -	\$ -	\$ -	\$ -	\$ -	\$ -	\$ -
j. On deposit with states	\$ 2,846,193	\$ -	\$ -	\$ -	\$ 2,846,193	\$ 2,849,720	\$ (3,527)
k. On deposit with other regulatory bodies	\$ -	\$ -	\$ -	\$ -	\$ -	\$ -	\$ -
l. Pledged collateral to FHLB (including assets backing funding agreements)	\$ -	\$ -	\$ -	\$ -	\$ -	\$ -	\$ -
m. Pledged as collateral not captured in other categories	\$ -	\$ -	\$ -	\$ -	\$ -	\$ -	\$ -
n. Other restricted assets	\$ -	\$ -	\$ -	\$ -	\$ -	\$ -	\$ -
o. Total Restricted Assets (Sum of a through n)	\$ 2,846,193	\$ -	\$ -	\$ -	\$ 2,846,193	\$ 2,849,720	\$ (3,527)

(a) Subset of Column 1

(b) Subset of Column 3

Restricted Asset Category	Current Year			
	8	9	Percentage	
			10	11
Total Non-admitted Restricted	Total Admitted Restricted (5 minus 8)	Gross (Admitted & Non-admitted) Restricted to Total Assets (c)	Admitted Restricted to Total Admitted Assets (d)	
a. Subject to contractual obligation for which liability is not shown	\$ -	\$ -	0.00%	0.00%
b. Collateral held under security lending agreements	\$ -	\$ -	0.00%	0.00%
c. Subject to repurchase agreements	\$ -	\$ -	0.00%	0.00%
d. Subject to reverse repurchase agreements	\$ -	\$ -	0.00%	0.00%
e. Subject to dollar repurchase agreements	\$ -	\$ -	0.00%	0.00%
f. Subject to dollar reverse repurchase agreements	\$ -	\$ -	0.00%	0.00%
g. Placed under option contracts	\$ -	\$ -	0.00%	0.00%
h. Letter stock or securities restricted as to sale - excluding FHLB capital stock	\$ -	\$ -	0.00%	0.00%
i. FHLB capital stock	\$ -	\$ -	0.00%	0.00%
j. On deposit with states	\$ -	\$ 2,846,193	0.08%	0.08%
k. On deposit with other regulatory bodies	\$ -	\$ -	0.00%	0.00%
l. Pledged collateral to FHLB (including assets backing funding agreements)	\$ -	\$ -	0.00%	0.00%
m. Pledged as collateral not captured in other categories	\$ -	\$ -	0.00%	0.00%
n. Other restricted assets	\$ -	\$ -	0.00%	0.00%
o. Total Restricted Assets (Sum of a through n)	\$ -	\$ 2,846,193	0.08%	0.08%

(c) Column 5 divided by Asset Page, Column 1, Line 28

(d) Column 9 divided by Asset Page, Column 3, Line 28

2. Detail of Assets Pledged as Collateral Not Captured in Other Categories (Contracts That Share Similar Characteristics, Such as Reinsurance and Derivatives, Are Reported in the Aggregate)

None.

3. Detail of Other Restricted Assets (Contracts That Share Similar Characteristics, Such as Reinsurance and Derivatives, Are Reported in the Aggregate)

None.

4. Collateral Received and Reflected as Assets Within the Reporting Entity's Financial Statements

None.

M. Working Capital Finance Investments

The Company did not have any working capital finance investments as of June 30, 2023.

NOTES TO FINANCIAL STATEMENTS

N. Offsetting and Netting of Assets and Liabilities

The Company did not have any offsetting and netting of assets and liabilities as of June 30, 2023.

O. 5GI Securities

No significant changes have occurred in disclosure from December 31, 2022.

P. Short Sales

The Company did not have unsettled and settled short sale transactions outstanding as of June 30, 2023.

Q. Prepayment Penalty and Acceleration Fees

	General Account	Separate Account
1. Number of CUSIPs	2	0
2. Aggregate Amount of Investment Income	\$ 26,460	\$ -

R. Reporting Entity's Share of Cash Pool by Asset Type

	Asset Type	Percent Share
(1) Cash		24.3%
(2) Cash Equivalents		75.7%
(3) Short-Term Investments		
(4) Total		100.0%

NOTE 6 Joint Ventures, Partnerships and Limited Liability Companies

No significant changes have occurred in disclosure from December 31, 2022.

NOTE 7 Investment Income

No significant changes have occurred in disclosure from December 31, 2022.

NOTE 8 Derivative Instruments

The Company uses call options to pay the benefit provided for in the Company's indexed annuity insurance products. The financial characteristics of the call options purchased by the Company generally provide for the Company to be paid the one-year appreciation of various published indices. The term of the call options is generally one year. The Company pays cash to the counterparty based upon an agreed price at the outset of the contract. The counterparty usually pays a single payment at each due date.

The Company's hedging strategy attempts to mitigate any potential risk of loss under these agreements through a regular monitoring process which evaluates the program's effectiveness. The Company purchases its option contracts from its parent, American Equity Life, who purchases its options from nationally recognized investment banking institutions. The Company is exposed to risk of loss in the event of nonperformance by the counterparties and, accordingly, American Equity Life purchases its option contracts from multiple counterparties and evaluates the creditworthiness of all counterparties prior to purchase of the contracts.

In accordance with IAC 191-97, call option derivative instruments that hedge the growth in interest credited on index products, are accounted for at amortized cost with the corresponding amortization recorded as a decrease to net investment income.

For the six months ended June 30, 2023, proceeds received upon expiration of options and amortization of options (see Note 1 Derivative Instruments) included as components of net investment income were as follows:

	6/30/2023
Proceeds received upon expiration	\$ 9,305,357
Amortization	(34,378,069)
	\$ (25,072,712)

NOTES TO FINANCIAL STATEMENTS

NOTE 9 Income Taxes

- A. No significant changes have occurred in disclosure from December 31, 2022.
- B. No significant changes have occurred in disclosure from December 31, 2022.
- C. Current income taxes incurred consist of the following major components:

	(1) As of End of Current Period	(2) 12/31/2022	(3) (Col. 1 - 2) Change
1. Current Income Tax			
(a) Federal	\$ 2,089,694	\$ 498,361	\$ 1,591,333
(b) Foreign		\$ -	\$ -
(c) Subtotal (1a+1b)	\$ 2,089,694	\$ 498,361	\$ 1,591,333
(d) Federal income tax on net capital gains	\$ (1,076,511)	\$ (528,065)	\$ (548,446)
(e) Utilization of capital loss carry-forwards		\$ -	\$ -
(f) Other		\$ -	\$ -
(g) Federal and foreign income taxes incurred (1c+1d+1e+1f)	\$ 1,013,183	\$ (29,704)	\$ 1,042,887

2. No significant changes have occurred in disclosure from December 31, 2022.
3. No significant changes have occurred in disclosure from December 31, 2022.
4. No significant changes have occurred in disclosure from December 31, 2022.

D. Analysis of Actual Income Tax Expense

The provision for federal income taxes incurred is different from that which would be obtained by applying the statutory federal income tax rate to income before income taxes including realized capital gains/losses. The significant items causing the difference are as follows:

	Amounts	Effective Tax Rate (%)
Provisions computed at statutory rate	\$ (1,307,592)	21.00%
Tax-Exempt Interest	\$ -	-
Nondeductible expenses	55,793	-0.90%
IMR	82,785	-1.32%
Nonadmitted Assets	(312,637)	5.02%
Stock compensation	(17,383)	0.28%
Change in surplus as a result of reinsurance	(353,062)	5.67%
Other	1,964,833	-31.56%
Rate Differential	-	0.00%
Total	\$ 112,737	-1.81%
Federal income tax incurred	\$ 1,013,183	-16.27%
Change in net deferred income taxes	(900,446)	14.46%
Total statutory income tax	\$ 112,737	-1.81%

E. Operating Loss and Tax Credit Carryforwards and Protective Tax Deposits

No significant changes have occurred in disclosure from December 31, 2022.

F. Consolidated Federal Income Tax Return

No significant changes have occurred in disclosure from December 31, 2022.

G. Federal or Foreign Federal Income Tax Loss Contingencies

No significant changes have occurred in disclosure from December 31, 2022.

H. Repatriation Transition Tax (RTT)

No significant changes have occurred in disclosure from December 31, 2022.

I. Alternative Minimum Tax (AMT) Credit

No significant changes have occurred in disclosure from December 31, 2022.

NOTE 10 Information Concerning Parent, Subsidiaries, Affiliates and Other Related Parties

The Company is wholly owned by American Equity Investment Life Insurance Company ("American Equity Life"), a life insurance company domiciled in the State of Iowa. American Equity Life is wholly owned by American Equity Investment Life Holding Company ("Holding Company").

Please refer to Note 22 for subsequent events disclosure regarding activity at our ultimate controlling parent.

NOTE 11 Debt

A. No significant changes have occurred in disclosure from December 31, 2022.

B. FHLB (Federal Home Loan Bank) Agreements

The Company does not have any FHLB agreements for the six months ended June 30, 2023.

NOTE 12 Retirement Plans, Deferred Compensation, Postemployment Benefits and Compensated Absences and Other Postretirement Benefit Plans

A. Defined Benefit Plan

The Company does not participate in a defined benefit plan for the six months ended June 30, 2023.

B-I. No significant changes have occurred in disclosure from December 31, 2022.

NOTES TO FINANCIAL STATEMENTS

NOTE 13 Capital and Surplus, Dividend Restrictions and Quasi-Reorganizations

The change in unassigned funds (surplus) due to unrealized losses net of tax was (\$9,159,703) for the six months ended June 30, 2023.

NOTE 14 Liabilities, Contingencies and Assessments

No significant changes have occurred in disclosure from December 31, 2022.

NOTE 15 Leases

No significant changes have occurred in disclosure from December 31, 2022.

NOTE 16 Information About Financial Instruments With Off-Balance Sheet Risk and Financial Instruments With Concentrations of Credit Risk

(1)The table below summarizes the face amount of the Company's financial instruments with off-balance sheet risk as of the period indicated:

	ASSETS		LIABILITIES	
	6/30/2023	12/31/2022	6/30/2023	12/31/2022
a. Swaps		\$ -		\$ -
b. Futures		\$ -		\$ -
c. Options	\$ 46,665,471	\$ 33,030,902		\$ -
d. Total (a+b+c)	<u>\$ 46,665,471</u>	<u>\$ 33,030,902</u>	<u>\$ -</u>	<u>\$ -</u>

(2-4) No significant changes have occurred in disclosure from December 31, 2022.

NOTE 17 Sale, Transfer and Servicing of Financial Assets and Extinguishments of Liabilities**A. Transfers of Receivables Reported as Sales**

No significant changes have occurred in disclosure from December 31, 2022.

B. Transfer and Servicing of Financial Assets

The company did not have any transactions surrounding the transfers and servicing of financial assets during the six months ended June 30, 2023.

C. Wash Sales

In the course of the Company's asset management, securities are sold and reacquired within 30 days of the sale date. During the six months ended June 30, 2023, the Company did not have any transactions qualifying as wash sales.

NOTE 18 Gain or Loss to the Reporting Entity from Uninsured Plans and the Uninsured Portion of Partially Insured Plans

No significant changes have occurred in disclosure from December 31, 2022.

NOTE 19 Direct Premium Written/Produced by Managing General Agents/Third Party Administrators

No significant changes have occurred in disclosure from December 31, 2022.

NOTES TO FINANCIAL STATEMENTS

NOTE 20 Fair Value Measurements

A.

- (1) Fair Value Measurements at Reporting Date - None.
- (2) Fair Value Measurements in (Level 3) of the Fair Value hierarchy - None.
- (3) Policy on Transfers Into and Out of Level 3.

No significant changes since December 31, 2022.

- (4) Inputs and Techniques Used for Level 2 and Level 3 Fair Values.

No significant changes since December 31, 2022.

- (5) Derivative Fair Values - None.

B. Other Fair Value Disclosures - None.

C. Aggregate fair value for all financial instruments and the level within the fair value hierarchy in which the fair value measurements in their entirety fall.

The following table represents the fair values and admitted values of all admitted assets and liabilities that are financial instruments excluding those accounted for under the equity method (subsidiaries and joint ventures). The fair values are also categorized into the three level fair value hierarchy.

Type of Financial Instrument	Aggregate Fair Value	Admitted Assets	(Level 1)	(Level 2)	(Level 3)	Net Asset Value (NAV)	Not Practicable (Carrying Value)
Assets							
Bonds	\$ 2,413,548,423	\$ 2,657,879,911	\$ 2,817,813	\$ 2,338,930,695	\$ 71,799,915		
Mortgage loans on real-estate	665,623,407	727,672,431			665,623,407		
Derivative instruments	104,367,277	48,665,471		104,367,277			
Other invested assets	25,396,592	24,505,016		904,024	24,492,568		
Cash and cash equivalents	208,385,867	208,385,867	208,385,867				
Liabilities							
Annuity reserves	\$ 3,176,262,265	\$ 3,248,612,650	\$ -	\$ -	\$ 3,176,262,265	\$ -	\$ -

D. Not Practicable to Estimate Fair Value

The Company does not have any assets where it is not practicable to estimate fair value as of June 30, 2023.

E. Estimates using NAV practical expedient

As of June 30, 2023, the Company did not have any investments measured using the NAV practical expedient.

NOTE 21 Other Items

No significant changes have occurred in disclosure from December 31, 2022.

NOTE 22 Events Subsequent

Type I – Recognized Subsequent Events:

Subsequent events have been considered through August 7, 2023.

There are no subsequent events to report.

Type II – Nonrecognized Subsequent Events:

Subsequent events have been considered through August 7, 2023.

On July 4, 2023, American Equity Investment Life Holding Company (AEL), the ultimate controlling parent of ELIC, entered into an Agreement and Plan of Merger (the "Agreement") with Brookfield Reinsurance Ltd. The Agreement provides that each issued and outstanding share of AEL common stock will be converted into the right to receive \$38.85 per share in cash and a number of fully-paid and nonassessable share of class A limited voting shares of Brookfield Asset Management Ltd (BAM) equal to the Exchange Ratio as defined in the Agreement. The Exchange Ratio is subject to adjustment based on the 10-day volume-weighted average share price of BAM Class A Stock with total consideration ranging between \$54.00 and \$56.50 per share. The Agreement does not provide for the payment of any consideration with respect to the issued and outstanding shares of AEL Series A and Series B preferred stock. As such, these shares will be unaffected by the Agreement and will remain outstanding.

The closing of the Agreement is subject to a number of contingencies, including (1) receipt of American Equity Investment Life Holding Company shareholder approval, (2) receipt of certain regulatory approvals, (3) the absence of any injunction or restraint making illegal or otherwise prohibiting the consummation of the merger, (4) the effectiveness of the applicable registration statement on Form F-4 to be filed by BAM, (5) listing approval of the shares of BAM Class A Stock on the New York Stock Exchange and the Toronto Stock Exchange. BAM's obligations to close the merger are also conditioned upon the absence of a Company Material Adverse Effect (as defined in the Agreement) and the absence of the imposition of a Burdensome Condition (as defined in the Agreement) by any regulator as part of the regulatory approval process. The Agreement contains Company representations and warranties and provides for pre-closing covenants, including, subject to certain exceptions, covenants relating to the conduct by the Company in the ordinary course consistent with past practice.

The closing of the merger may not occur prior to January 5, 2024, unless BAM's parent agrees otherwise. The Agreement also provides termination rights for each of the Company and BAM, including, among others, in the event the closing of the merger does not occur on or before April 4, 2024, subject to extension under certain circumstances be extended. Should the Agreement be terminated under certain circumstances, AEL may be required to pay BAM's parent a termination fee of \$102 million.

The Company is not subject to an annual fee under Section 9010 of the Federal Affordable Care Act.

NOTE 23 Reinsurance

No significant changes have occurred in disclosure from December 31, 2022.

NOTES TO FINANCIAL STATEMENTS

NOTE 24 Retrospectively Rated Contracts & Contracts Subject to Redetermination

A. Disclose the method used by the reporting entity to estimate accrued retrospective premium adjustments.

No significant changes have occurred in disclosure from December 31, 2022.

B. Disclose whether accrued retrospective premiums are recorded through written premium or as an adjustment to earned premium.

No significant changes have occurred in disclosure from December 31, 2022.

C. Disclose the amount of net premiums written that are subject to retrospective rating features, as well as the corresponding percentage to total net premiums written.

No significant changes have occurred in disclosure from December 31, 2022.

D. Medical loss ratio rebates required pursuant to the Public Health Service Act.

No significant changes have occurred in disclosure from December 31, 2022.

E. Risk Sharing Provisions of the Affordable Care Act

The Company is not subject to risk-sharing provisions of the Affordable Care Act for the six months ended June 30, 2023.

NOTE 25 Change in Incurred Losses and Loss Adjustment Expenses

The Company did not have any changes in incurred losses attributable to insured events of prior years as of June 30, 2023.

NOTE 26 Intercompany Pooling Arrangements

No significant changes have occurred in disclosure from December 31, 2022.

NOTE 27 Structured Settlements

No significant changes have occurred in disclosure from December 31, 2022.

NOTE 28 Health Care Receivables

No significant changes have occurred in disclosure from December 31, 2022.

NOTE 29 Participating Policies

No significant changes have occurred in disclosure from December 31, 2022.

NOTE 30 Premium Deficiency Reserves

No significant changes have occurred in disclosure from December 31, 2022.

NOTE 31 Reserves for Life Contracts and Annuity Contracts

No significant changes have occurred in disclosure from December 31, 2022.

NOTES TO FINANCIAL STATEMENTS

NOTE 32 Analysis of Annuity Actuarial Reserves and Deposit Type Contract Liabilities by Withdrawal Characteristics

A. INDIVIDUAL ANNUITIES:

	General Account	Separate Account with Guarantees	Separate Account Nonguaranteed	Total	% of Total
(1) Subject to discretionary withdrawal:					
a. With market value adjustment	\$ 6,232,950,296	\$ -	\$ -	\$ 6,232,950,296	75.50%
b. At book value less current surrender charge of 5% or more	\$ 720,106,936	\$ -	\$ -	\$ 720,106,936	8.70%
c. At fair value	\$ -	\$ -	\$ -	\$ -	
d. Total with market value adjustment or at fair value (total of a through c)	\$ 6,953,057,232	\$ -	\$ -	\$ 6,953,057,232	84.20%
e. At book value without adjustment (minimal or no charge or adjustment)	\$ 1,300,701,787	\$ -	\$ -	\$ 1,300,701,787	15.80%
(2) Not subject to discretionary withdrawal	<u>\$ 1,622,754</u>	<u>\$ -</u>	<u>\$ -</u>	<u>\$ 1,622,754</u>	<u>0.00%</u>
(3) Total (gross: direct + assumed)	\$ 8,255,381,773	\$ -	\$ -	\$ 8,255,381,773	100.00%
(4) Reinsurance ceded	<u>\$ 5,008,153,284</u>	<u>\$ -</u>	<u>\$ -</u>	<u>\$ 5,008,153,284</u>	
(5) Total (net)* (3) - (4)	<u>\$ 3,247,228,489</u>	<u>\$ -</u>	<u>\$ -</u>	<u>\$ 3,247,228,489</u>	
(6) Amount included in A(1)b above that will move to A(1)e for the first time within the year after the statement date:	\$ 210,637,373	\$ -	\$ -	\$ 210,637,373	

* Reconciliation of total annuity actuarial reserves and deposit fund liabilities.

B. GROUP ANNUITIES:

The Company did not have any Group Annuities as of December 31, 2022.

C. DEPOSIT-TYPE CONTRACTS (no life contingencies):

	General Account	Separate Account with Guarantees	Separate Account Nonguaranteed	Total	% of Total
(1) Subject to discretionary withdrawal:					
a. With market value adjustment	\$ -	\$ -	\$ -	\$ -	
b. At book value less current surrender charge of 5% or more	\$ -	\$ -	\$ -	\$ -	
c. At fair value	\$ -	\$ -	\$ -	\$ -	
d. Total with market value adjustment or at fair value (total of a through c)	\$ -	\$ -	\$ -	\$ -	
e. At book value without adjustment (minimal or no charge or adjustment)	\$ -	\$ -	\$ -	\$ -	
(2) Not subject to discretionary withdrawal	<u>\$ 2,885,802</u>	<u>\$ -</u>	<u>\$ -</u>	<u>\$ 2,885,802</u>	<u>100.00%</u>
(3) Total (gross: direct + assumed)	\$ 2,885,802	\$ -	\$ -	\$ 2,885,802	100.00%
(4) Reinsurance ceded	<u>\$ 867,833</u>	<u>\$ -</u>	<u>\$ -</u>	<u>\$ 867,833</u>	
(5) Total (net)* (3) - (4)	<u>\$ 2,017,969</u>	<u>\$ -</u>	<u>\$ -</u>	<u>\$ 2,017,969</u>	
(6) Amount included in C(1)b above that will move to C(1)e for the first time within the year after the statement date:	\$ -	\$ -	\$ -	\$ -	

D. Life & Accident & Health Annual Statement:

	Amount
(1) Exhibit 5, Annuities Section, Total (net)	\$ 3,246,594,681
(2) Exhibit 5, Supplementary Contracts with Life Contingencies Section, Total (net)	\$ 633,808
(3) Exhibit 7, Deposit-Type Contracts, Line 14, Column 1	<u>\$ 2,017,969</u>
(4) Subtotal (1+2+3)	<u>\$ 3,249,246,458</u>
Separate Accounts Annual Statement:	
(5) Exhibit 3, Line 0299999, Column 2	\$ -
(6) Exhibit 3, Line 0399999, Column 2	\$ -
(7) Policyholder dividend and coupon accumulations	\$ -
(8) Policyholder premiums	\$ -
(9) Guaranteed interest contracts	\$ -
(10) Other contract deposit funds	\$ -
(11) Subtotal (5+6+7+8+9+10)	<u>\$ -</u>
(12) Combined Total (4+11)	<u>\$ 3,249,246,458</u>

NOTE 33 Analysis of Life Actuarial Reserves by Withdrawal Characteristics

The Company did not have any Life Actuarial Reserves from December 31, 2022.

NOTE 34 Premium & Annuity Considerations Deferred and Uncollected

No significant changes have occurred in disclosure from December 31, 2022.

NOTE 35 Separate Accounts

No significant changes have occurred in disclosure from December 31, 2022.

NOTE 36 Loss/Claim Adjustment Expenses

No significant changes have occurred in disclosure from December 31, 2022.

STATEMENT AS OF JUNE 30, 2023 OF THE EAGLE LIFE INSURANCE COMPANY
GENERAL INTERROGATORIES

PART 1 - COMMON INTERROGATORIES

GENERAL

- 1.1 Did the reporting entity experience any material transactions requiring the filing of Disclosure of Material Transactions with the State of Domicile, as required by the Model Act? Yes [] No []
- 1.2 If yes, has the report been filed with the domiciliary state? Yes [] No []
- 2.1 Has any change been made during the year of this statement in the charter, by-laws, articles of incorporation, or deed of settlement of the reporting entity? Yes [] No []
- 2.2 If yes, date of change: _____
- 3.1 Is the reporting entity a member of an Insurance Holding Company System consisting of two or more affiliated persons, one or more of which is an insurer? Yes [] No []
 If yes, complete Schedule Y, Parts 1 and 1A.
- 3.2 Have there been any substantial changes in the organizational chart since the prior quarter end? Yes [] No []
- 3.3 If the response to 3.2 is yes, provide a brief description of those changes.
 During Q2 2023, Eagle Life Insurance Company (ELIC) established a new entity to facilitate investment in private assets. ELIC is the 7.1% owner.
- 3.4 Is the reporting entity publicly traded or a member of a publicly traded group? Yes [] No []
- 3.5 If the response to 3.4 is yes, provide the CIK (Central Index Key) code issued by the SEC for the entity/group. 0001039828
- 4.1 Has the reporting entity been a party to a merger or consolidation during the period covered by this statement? Yes [] No []
- 4.2 If yes, provide the name of the entity, NAIC Company Code, and state of domicile (use two letter state abbreviation) for any entity that has ceased to exist as a result of the merger or consolidation.

1 Name of Entity	2 NAIC Company Code	3 State of Domicile

5. If the reporting entity is subject to a management agreement, including third-party administrator(s), managing general agent(s), attorney-in-fact, or similar agreement, have there been any significant changes regarding the terms of the agreement or principals involved? Yes [] No [] N/A []
 If yes, attach an explanation.

- 6.1 State as of what date the latest financial examination of the reporting entity was made or is being made. 12/31/2018
- 6.2 State the as of date that the latest financial examination report became available from either the state of domicile or the reporting entity. This date should be the date of the examined balance sheet and not the date the report was completed or released. 12/31/2018
- 6.3 State as of what date the latest financial examination report became available to other states or the public from either the state of domicile or the reporting entity. This is the release date or completion date of the examination report and not the date of the examination (balance sheet date). 06/25/2020
- 6.4 By what department or departments?
 DEPARTMENT OF COMMERCE, DIVISION OF INSURANCE, STATE OF IOWA
- 6.5 Have all financial statement adjustments within the latest financial examination report been accounted for in a subsequent financial statement filed with Departments? Yes [] No [] N/A []
- 6.6 Have all of the recommendations within the latest financial examination report been complied with? Yes [] No [] N/A []
- 7.1 Has this reporting entity had any Certificates of Authority, licenses or registrations (including corporate registration, if applicable) suspended or revoked by any governmental entity during the reporting period? Yes [] No []
- 7.2 If yes, give full information:

- 8.1 Is the company a subsidiary of a bank holding company regulated by the Federal Reserve Board? Yes [] No []
- 8.2 If response to 8.1 is yes, please identify the name of the bank holding company.

- 8.3 Is the company affiliated with one or more banks, thrifts or securities firms? Yes [] No []
- 8.4 If response to 8.3 is yes, please provide below the names and location (city and state of the main office) of any affiliates regulated by a federal regulatory services agency [i.e. the Federal Reserve Board (FRB), the Office of the Comptroller of the Currency (OCC), the Federal Deposit Insurance Corporation (FDIC) and the Securities Exchange Commission (SEC)] and identify the affiliate's primary federal regulator.

1 Affiliate Name	2 Location (City, State)	3 FRB	4 OCC	5 FDIC	6 SEC

STATEMENT AS OF JUNE 30, 2023 OF THE EAGLE LIFE INSURANCE COMPANY
GENERAL INTERROGATORIES

- 9.1 Are the senior officers (principal executive officer, principal financial officer, principal accounting officer or controller, or persons performing similar functions) of the reporting entity subject to a code of ethics, which includes the following standards? Yes [] No []
 (a) Honest and ethical conduct, including the ethical handling of actual or apparent conflicts of interest between personal and professional relationships;
 (b) Full, fair, accurate, timely and understandable disclosure in the periodic reports required to be filed by the reporting entity;
 (c) Compliance with applicable governmental laws, rules and regulations;
 (d) The prompt internal reporting of violations to an appropriate person or persons identified in the code; and
 (e) Accountability for adherence to the code.
- 9.11 If the response to 9.1 is No, please explain:

- 9.2 Has the code of ethics for senior managers been amended? Yes [] No []
- 9.21 If the response to 9.2 is Yes, provide information related to amendment(s).

- 9.3 Have any provisions of the code of ethics been waived for any of the specified officers? Yes [] No []
- 9.31 If the response to 9.3 is Yes, provide the nature of any waiver(s).

FINANCIAL

- 10.1 Does the reporting entity report any amounts due from parent, subsidiaries or affiliates on Page 2 of this statement? Yes [] No []
- 10.2 If yes, indicate any amounts receivable from parent included in the Page 2 amount: \$

INVESTMENT

- 11.1 Were any of the stocks, bonds, or other assets of the reporting entity loaned, placed under option agreement, or otherwise made available for use by another person? (Exclude securities under securities lending agreements.) Yes [] No []
- 11.2 If yes, give full and complete information relating thereto:

12. Amount of real estate and mortgages held in other invested assets in Schedule BA: \$
13. Amount of real estate and mortgages held in short-term investments: \$
- 14.1 Does the reporting entity have any investments in parent, subsidiaries and affiliates? Yes [] No []
- 14.2 If yes, please complete the following:

	1 Prior Year-End Book/Adjusted Carrying Value	2 Current Quarter Book/Adjusted Carrying Value
14.21 Bonds	\$	\$
14.22 Preferred Stock	\$	\$
14.23 Common Stock	\$	\$
14.24 Short-Term Investments	\$	\$
14.25 Mortgage Loans on Real Estate	\$	\$
14.26 All Other	\$	\$
14.27 Total Investment in Parent, Subsidiaries and Affiliates (Subtotal Lines 14.21 to 14.26)	\$	\$
14.28 Total Investment in Parent included in Lines 14.21 to 14.26 above	\$	\$

- 15.1 Has the reporting entity entered into any hedging transactions reported on Schedule DB? Yes [] No []
- 15.2 If yes, has a comprehensive description of the hedging program been made available to the domiciliary state? Yes [] No [] N/A []
 If no, attach a description with this statement.

16. For the reporting entity's security lending program, state the amount of the following as of the current statement date:
- 16.1 Total fair value of reinvested collateral assets reported on Schedule DL, Parts 1 and 2. \$
- 16.2 Total book/adjusted carrying value of reinvested collateral assets reported on Schedule DL, Parts 1 and 2 \$
- 16.3 Total payable for securities lending reported on the liability page. \$

STATEMENT AS OF JUNE 30, 2023 OF THE EAGLE LIFE INSURANCE COMPANY
GENERAL INTERROGATORIES

17. Excluding items in Schedule E - Part 3 - Special Deposits, real estate, mortgage loans and investments held physically in the reporting entity's offices, vaults or safety deposit boxes, were all stocks, bonds and other securities, owned throughout the current year held pursuant to a custodial agreement with a qualified bank or trust company in accordance with Section 1, III - General Examination Considerations, F. Outsourcing of Critical Functions, Custodial or Safekeeping Agreements of the NAIC Financial Condition Examiners Handbook? Yes [X] No []
- 17.1 For all agreements that comply with the requirements of the NAIC Financial Condition Examiners Handbook, complete the following:

1 Name of Custodian(s)	2 Custodian Address
STATE STREET BANK & TRUST	225 LIBERTY STREET, 2 WORLD FINANCIAL CENTER, NEW YORK, NY 10281

- 17.2 For all agreements that do not comply with the requirements of the NAIC Financial Condition Examiners Handbook, provide the name, location and a complete explanation:

1 Name(s)	2 Location(s)	3 Complete Explanation(s)

- 17.3 Have there been any changes, including name changes, in the custodian(s) identified in 17.1 during the current quarter? Yes [] No [X]

- 17.4 If yes, give full information relating thereto:

1 Old Custodian	2 New Custodian	3 Date of Change	4 Reason

- 17.5 Investment management – Identify all investment advisors, investment managers, broker/dealers, including individuals that have the authority to make investment decisions on behalf of the reporting entity. For assets that are managed internally by employees of the reporting entity, note as such. ["...that have access to the investment accounts"; "...handle securities"]

1 Name of Firm or Individual	2 Affiliation
AMERICAN EQUITY INVESTMENT LIFE HOLDING CO	A.....
ARES CAPITAL MANAGEMENT III LLC	U.....
BARINGS LLC	U.....
BLACKROCK FINANCIAL MANAGEMENT INC.	U.....
METLIFE INVESTMENT MANAGEMENT, LLC	U.....
PRETIUM MORTGAGE CREDIT MANAGEMENT, LLC	U.....

- 17.5097 For those firms/individuals listed in the table for Question 17.5, do any firms/individuals unaffiliated with the reporting entity (i.e. designated with a "U") manage more than 10% of the reporting entity's invested assets?..... Yes [X] No []

- 17.5098 For firms/individuals unaffiliated with the reporting entity (i.e. designated with a "U") listed in the table for Question 17.5, does the total assets under management aggregate to more than 50% of the reporting entity's invested assets?..... Yes [X] No []

- 17.6 For those firms or individuals listed in the table for 17.5 with an affiliation code of "A" (affiliated) or "U" (unaffiliated), provide the information for the table below.

1 Central Registration Depository Number	2 Name of Firm or Individual	3 Legal Entity Identifier (LEI)	4 Registered With	5 Investment Management Agreement (IMA) Filed
.....	AMERICAN EQUITY INVESTMENT LIFE HOLDING CO	549300RK5RZQ740FPL83	SEC	DS.....
168076	ARES CAPITAL MANAGEMENT III LLC	549300N5FJT73X2E7715	SEC #801-78341	NO.....
106006	BARINGS LLC	ANDKRHQKPRRG4Q2KLR05	SEC #801-241	NO.....
107105	BLACKROCK FINANCIAL MANAGEMENT INC.	549300LVXY1VJKE13M84	SEC #801-48433	NO.....
142463	METLIFE INVESTMENT MANAGEMENT, LLC	EAU072Q8FCR1SOXGYJ21	SEC #801-67314	NO.....
171026	PRETIUM MORTGAGE CREDIT MANAGEMENT, LLC	549300E8PSWIPQKEDX975	SEC #801-79924	NO.....

- 18.1 Have all the filing requirements of the Purposes and Procedures Manual of the NAIC Investment Analysis Office been followed? Yes [X] No []

- 18.2 If no, list exceptions:
.....

19. By self-designating 5GI securities, the reporting entity is certifying the following elements for each self-designated 5GI security:

- a. Documentation necessary to permit a full credit analysis of the security does not exist or an NAIC CRP credit rating for an FE or PL security is not available.
- b. Issuer or obligor is current on all contracted interest and principal payments.
- c. The insurer has an actual expectation of ultimate payment of all contracted interest and principal.

- Has the reporting entity self-designated 5GI securities? Yes [] No [X]

20. By self-designating PLGI securities, the reporting entity is certifying the following elements of each self-designated PLGI security:

- a. The security was purchased prior to January 1, 2018.
- b. The reporting entity is holding capital commensurate with the NAIC Designation reported for the security.
- c. The NAIC Designation was derived from the credit rating assigned by an NAIC CRP in its legal capacity as a NRSRO which is shown on a current private letter rating held by the insurer and available for examination by state insurance regulators.
- d. The reporting entity is not permitted to share this credit rating of the PL security with the SVO.

- Has the reporting entity self-designated PLGI securities? Yes [] No [X]

21. By assigning FE to a Schedule BA non-registered private fund, the reporting entity is certifying the following elements of each self-designated FE fund:

- a. The shares were purchased prior to January 1, 2019.
- b. The reporting entity is holding capital commensurate with the NAIC Designation reported for the security.
- c. The security had a public credit rating(s) with annual surveillance assigned by an NAIC CRP in its legal capacity as an NRSRO prior to January 1, 2019.
- d. The fund only or predominantly holds bonds in its portfolio.
- e. The current reported NAIC Designation was derived from the public credit rating(s) with annual surveillance assigned by an NAIC CRP in its legal capacity as an NRSRO.
- f. The public credit rating(s) with annual surveillance assigned by an NAIC CRP has not lapsed.

- Has the reporting entity assigned FE to Schedule BA non-registered private funds that complied with the above criteria? Yes [] No [X]

STATEMENT AS OF JUNE 30, 2023 OF THE EAGLE LIFE INSURANCE COMPANY

GENERAL INTERROGATORIES

PART 2 - LIFE AND ACCIDENT AND HEALTH COMPANIES/FRATERNAL BENEFIT SOCIETIES

Life and Accident Health Companies/Fraternal Benefit Societies:

1. Report the statement value of mortgage loans at the end of this reporting period for the following categories: 1
Amount
- 1.1 Long-Term Mortgages In Good Standing
- 1.11 Farm Mortgages \$ 41,399,975
- 1.12 Residential Mortgages \$ 521,550,492
- 1.13 Commercial Mortgages \$ 162,258,017
- 1.14 Total Mortgages in Good Standing \$ 725,208,484
- 1.2 Long-Term Mortgages In Good Standing with Restructured Terms
- 1.21 Total Mortgages in Good Standing with Restructured Terms \$
- 1.3 Long-Term Mortgage Loans Upon which Interest is Overdue more than Three Months
- 1.31 Farm Mortgages \$
- 1.32 Residential Mortgages \$ 1,545,219
- 1.33 Commercial Mortgages \$
- 1.34 Total Mortgages with Interest Overdue more than Three Months \$ 1,545,219
- 1.4 Long-Term Mortgage Loans in Process of Foreclosure
- 1.41 Farm Mortgages \$
- 1.42 Residential Mortgages \$ 918,728
- 1.43 Commercial Mortgages \$
- 1.44 Total Mortgages in Process of Foreclosure \$ 918,728
- 1.5 Total Mortgage Loans (Lines 1.14 + 1.21 + 1.34 + 1.44) (Page 2, Column 3, Lines 3.1 + 3.2) \$ 727,672,431
- 1.6 Long-Term Mortgages Foreclosed, Properties Transferred to Real Estate in Current Quarter
- 1.61 Farm Mortgages \$
- 1.62 Residential Mortgages \$
- 1.63 Commercial Mortgages \$
- 1.64 Total Mortgages Foreclosed and Transferred to Real Estate \$
2. Operating Percentages:
- 2.1 A&H loss percent %
- 2.2 A&H cost containment percent %
- 2.3 A&H expense percent excluding cost containment expenses %
- 3.1 Do you act as a custodian for health savings accounts? Yes [] No [X]
- 3.2 If yes, please provide the amount of custodial funds held as of the reporting date \$
- 3.3 Do you act as an administrator for health savings accounts? Yes [] No [X]
- 3.4 If yes, please provide the balance of the funds administered as of the reporting date \$
4. Is the reporting entity licensed or chartered, registered, qualified, eligible or writing business in at least two states? Yes [X] No []
- 4.1 If no, does the reporting entity assume reinsurance business that covers risks residing in at least one state other than the state of domicile of the reporting entity? Yes [] No []

Fraternal Benefit Societies Only:

- 5.1 In all cases where the reporting entity has assumed accident and health risks from another company, provisions should be made in this statement on account of such reinsurances for reserve equal to that which the original company would have been required to establish had it retained the risks. Has this been done? Yes [] No [] N/A []
- 5.2 If no, explain:
- 6.1 Does the reporting entity have outstanding assessments in the form of liens against policy benefits that have increased surplus? Yes [] No []
- 6.2 If yes, what is the date(s) of the original lien and the total outstanding balance of liens that remain in surplus?

Date	Outstanding Lien Amount

SCHEDULE S - CEDED REINSURANCE

Showing All New Reinsurance Treaties - Current Year to Date

1 NAIC Company Code	2 ID Number	3 Effective Date	4 Name of Reinsurer	5 Domiciliary Jurisdiction	6 Type of Reinsurance Ceded	7 Type of Business Ceded	8 Type of Reinsurer	9 Certified Reinsurer Rating (1 through 6)	10 Effective Date of Certified Reinsurer Rating
NONE									

STATEMENT AS OF JUNE 30, 2023 OF THE EAGLE LIFE INSURANCE COMPANY
SCHEDULE T - PREMIUMS AND ANNUITY CONSIDERATIONS

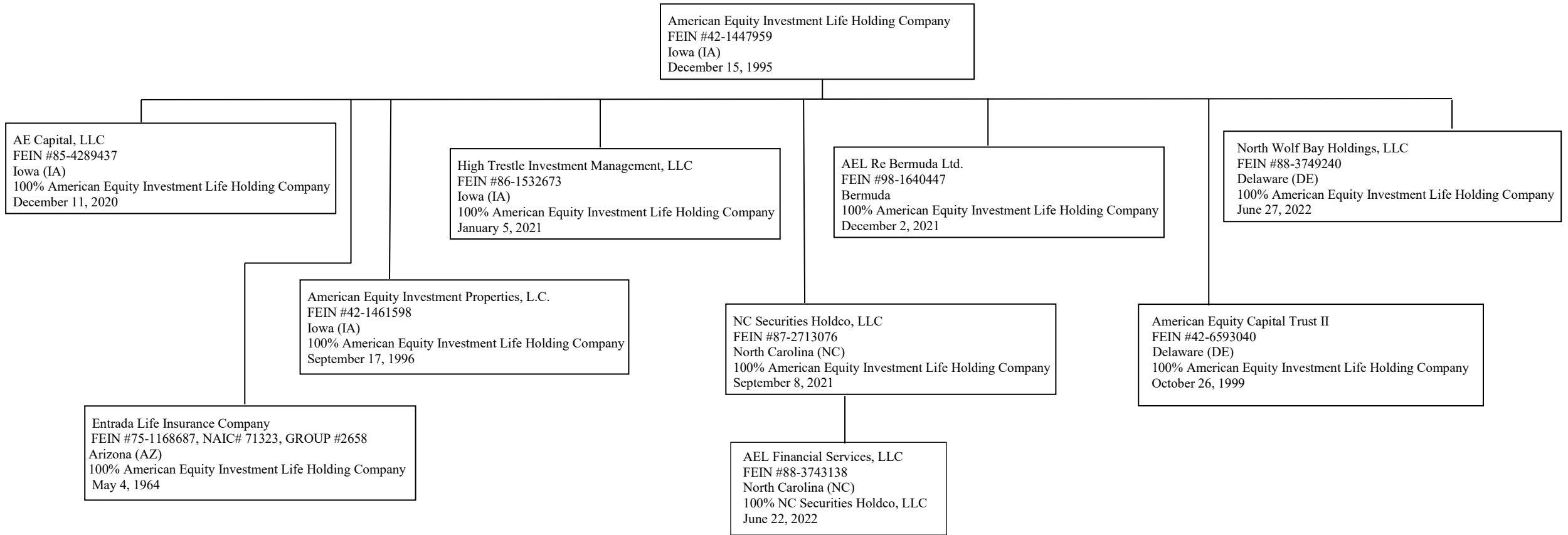
Current Year To Date - Allocated by States and Territories

States, Etc.	1 Active Status (a)	Life Contracts		Direct Business Only			
		2 Life Insurance Premiums	3 Annuity Considerations	4 Accident and Health Insurance Premiums, Including Policy, Membership and Other Fees	5 Other Considerations	6 Total Columns 2 Through 5	7 Deposit-Type Contracts
1. Alabama	AL	L	19,379,338			19,379,338	
2. Alaska	AK	L	690,922			690,922	
3. Arizona	AZ	L	11,152,067			11,152,067	
4. Arkansas	AR	L	13,040,008			13,040,008	
5. California	CA	L	30,404,022			30,404,022	
6. Colorado	CO	L	15,410,445			15,410,445	
7. Connecticut	CT	L	17,560,852			17,560,852	
8. Delaware	DE	L	5,299,772			5,299,772	
9. District of Columbia	DC	L	1,357,314			1,357,314	
10. Florida	FL	L	113,307,283			113,307,283	
11. Georgia	GA	L	39,573,367			39,573,367	
12. Hawaii	HI	L	18,926,515			18,926,515	
13. Idaho	ID	L	1,379,975			1,379,975	
14. Illinois	IL	L	33,282,432			33,282,432	
15. Indiana	IN	L	19,348,031			19,348,031	
16. Iowa	IA	L	11,008,887			11,008,887	
17. Kansas	KS	L	5,508,550			5,508,550	
18. Kentucky	KY	L	23,745,021			23,745,021	
19. Louisiana	LA	L	12,260,378			12,260,378	
20. Maine	ME	L	3,830,002			3,830,002	
21. Maryland	MD	L	13,318,301			13,318,301	
22. Massachusetts	MA	L	6,311,673			6,311,673	
23. Michigan	MI	L	46,451,682			46,451,682	
24. Minnesota	MN	L	24,629,555			24,629,555	
25. Mississippi	MS	L	5,690,124			5,690,124	
26. Missouri	MO	L	13,773,674			13,773,674	
27. Montana	MT	L	1,550,969			1,550,969	
28. Nebraska	NE	L	3,269,550			3,269,550	
29. Nevada	NV	L	2,250,622			2,250,622	
30. New Hampshire	NH	L	2,928,614			2,928,614	
31. New Jersey	NJ	L	35,582,532			35,582,532	
32. New Mexico	NM	L	2,016,704			2,016,704	
33. New York	NY	N					
34. North Carolina	NC	L	32,311,982			32,311,982	
35. North Dakota	ND	L	411,764			411,764	
36. Ohio	OH	L	69,511,131			69,511,131	
37. Oklahoma	OK	L	9,286,555			9,286,555	
38. Oregon	OR	L	14,210,278			14,210,278	
39. Pennsylvania	PA	L	42,621,441			42,621,441	
40. Rhode Island	RI	L	1,103,967			1,103,967	
41. South Carolina	SC	L	21,839,841			21,839,841	
42. South Dakota	SD	L	977,196			977,196	
43. Tennessee	TN	L	41,073,226			41,073,226	
44. Texas	TX	L	102,945,107			102,945,107	
45. Utah	UT	L	9,190,207			9,190,207	
46. Vermont	VT	L	1,625,958			1,625,958	
47. Virginia	VA	L	26,837,504			26,837,504	
48. Washington	WA	L	13,554,578			13,554,578	
49. West Virginia	WV	L	4,234,137			4,234,137	
50. Wisconsin	WI	L	23,095,557			23,095,557	
51. Wyoming	WY	L					
52. American Samoa	AS	N					
53. Guam	GU	N					
54. Puerto Rico	PR	N					
55. U.S. Virgin Islands	VI	N	1,800			1,800	
56. Northern Mariana Islands	MP	N					
57. Canada	CAN	N					
58. Aggregate Other Aliens	OT	XXX					
59. Subtotal	XXX		969,071,410			969,071,410	
90. Reporting entity contributions for employee benefits plans	XXX						
91. Dividends or refunds applied to purchase paid-up additions and annuities	XXX						
92. Dividends or refunds applied to shorten endowment or premium paying period	XXX						
93. Premium or annuity considerations waived under disability or other contract provisions	XXX						
94. Aggregate or other amounts not allocable by State	XXX						
95. Totals (Direct Business)	XXX		969,071,410			969,071,410	
96. Plus Reinsurance Assumed	XXX		44,083			44,083	
97. Totals (All Business)	XXX		969,115,493			969,115,493	
98. Less Reinsurance Ceded	XXX		523,813,979			523,813,979	
99. Totals (All Business) less Reinsurance Ceded	XXX		445,301,514			445,301,514	
DETAILS OF WRITE-INS							
58001.	XXX						
58002.	XXX						
58003.	XXX						
58998. Summary of remaining write-ins for Line 58 from overflow page	XXX						
58999. Totals (Lines 58001 through 58003 plus 58998)(Line 58 above)	XXX						
9401.	XXX						
9402.	XXX						
9403.	XXX						
9498. Summary of remaining write-ins for Line 94 from overflow page	XXX						
9499. Totals (Lines 9401 through 9403 plus 9498)(Line 94 above)	XXX						

(a) Active Status Counts:

- | | |
|--|--|
| 1. L - Licensed or Chartered - Licensed insurance carrier or domiciled RRG..... 50 | 4. Q - Qualified - Qualified or accredited reinsurer..... |
| 2. R - Registered - Non-domiciled RRGs..... | 5. N - None of the above - Not allowed to write business in the state..... 7 |
| 3. E - Eligible - Reporting entities eligible or approved to write surplus lines in the state..... | |

**SCHEDULE Y - INFORMATION CONCERNING ACTIVITIES OF INSURER MEMBERS OF A HOLDING COMPANY GROUP
PART 1 - ORGANIZATIONAL CHART**



SCHEDULE Y - INFORMATION CONCERNING ACTIVITIES OF INSURER MEMBERS OF A HOLDING COMPANY GROUP

PART 1 - ORGANIZATIONAL CHART

12.1

American Equity Investment Life Holding Company
 FEIN #42-1447959
 Iowa (IA)
 December 15, 1995

American Equity Investment Life Insurance Company
 FEIN #42-1153896, NAIC #92738, GROUP #2658
 Iowa (IA)
 100% American Equity Investment Life Holding Company
 December 19, 1980

American Equity Investment Life Insurance Company of New York
 FEIN #22-3762465, NAIC #11135, GROUP #2658
 New York (NY)
 100% American Equity Investment Life Insurance Company
 March 1, 2001

Residential Investment Trust III – Verm FW
 Delaware (DE)
 100% American Equity Investment Life Insurance Company
 August 1, 2022

AEL Re Vermont, Inc.
 FEIN #87-2625017, NAIC #17189, GROUP #2658
 Vermont (VT)
 100% American Equity Investment Life Insurance Company
 September 8, 2021

Residential Investment Trust
 Delaware (DE)
 100% American Equity Investment Life Insurance Company
 June 5, 2020

BH JV Multifamily Investors, LLC
 FEIN #88-0711676
 Delaware (DE)
 95% American Equity Investment Life Insurance Company
 January 12, 2022

Residential Investment Trust IV – Berm FW
 Delaware (DE)
 100% American Equity Investment Life Insurance Company
 May 5, 2022

Ace Fund Holdings LLC
 FEIN #92-1610110
 Delaware (DE)
 92.9% American Equity Investment Life Insurance Company
 February 1, 2023

Residential Investment Trust III
 Delaware (DE)
 100% American Equity Investment Life Insurance Company
 May 7, 2021

BH JV (Berm FW) Multifamily Investors, LLC
 FEIN #92-1992151
 Delaware (DE)
 95% American Equity Investment Life Insurance Company
 December 20, 2022

AERL, L.C.
 FEIN #27-0413288
 Iowa (IA)
 100% American Equity Investment Life Insurance Company
 June 10, 2009

Residential Investment Trust IV
 Delaware (DE)
 100% American Equity Investment Life Insurance Company
 October 5, 2021

Vantage at Westover Parent, LLC
 Delaware (DE)
 85.56 % BH JV Multifamily Investors, LLC
 14.44% BH JV (Berm FW) Multifamily Investors, LLC
 April 21, 2022

Stonecastle Apartments Holdings, LLC
 Delaware (DE)
 80.02 BH JV Multifamily Investors, LLC
 19.98% BH JV (Berm FW) Multifamily Investors, LLC
 November 23, 2021

M-A LPI Holdings, LLC
 FEIN #88-4253582
 Delaware (DE)
 84.27 % American Equity Investment Life Insurance Company
 October 31, 2022

Residential Investment Trust – Berm FW
 Delaware (DE)
 100% American Equity Investment Life Insurance Company
 May 5, 2022

Residential Investment Trust III – Berm FW
 Delaware (DE)
 100% American Equity Investment Life Insurance Company
 August 1, 2022

Vantage at Westover Owner, LLC
 Delaware (DE)
 100% Vantage at Westover Parent, LLC
 April 21, 2022

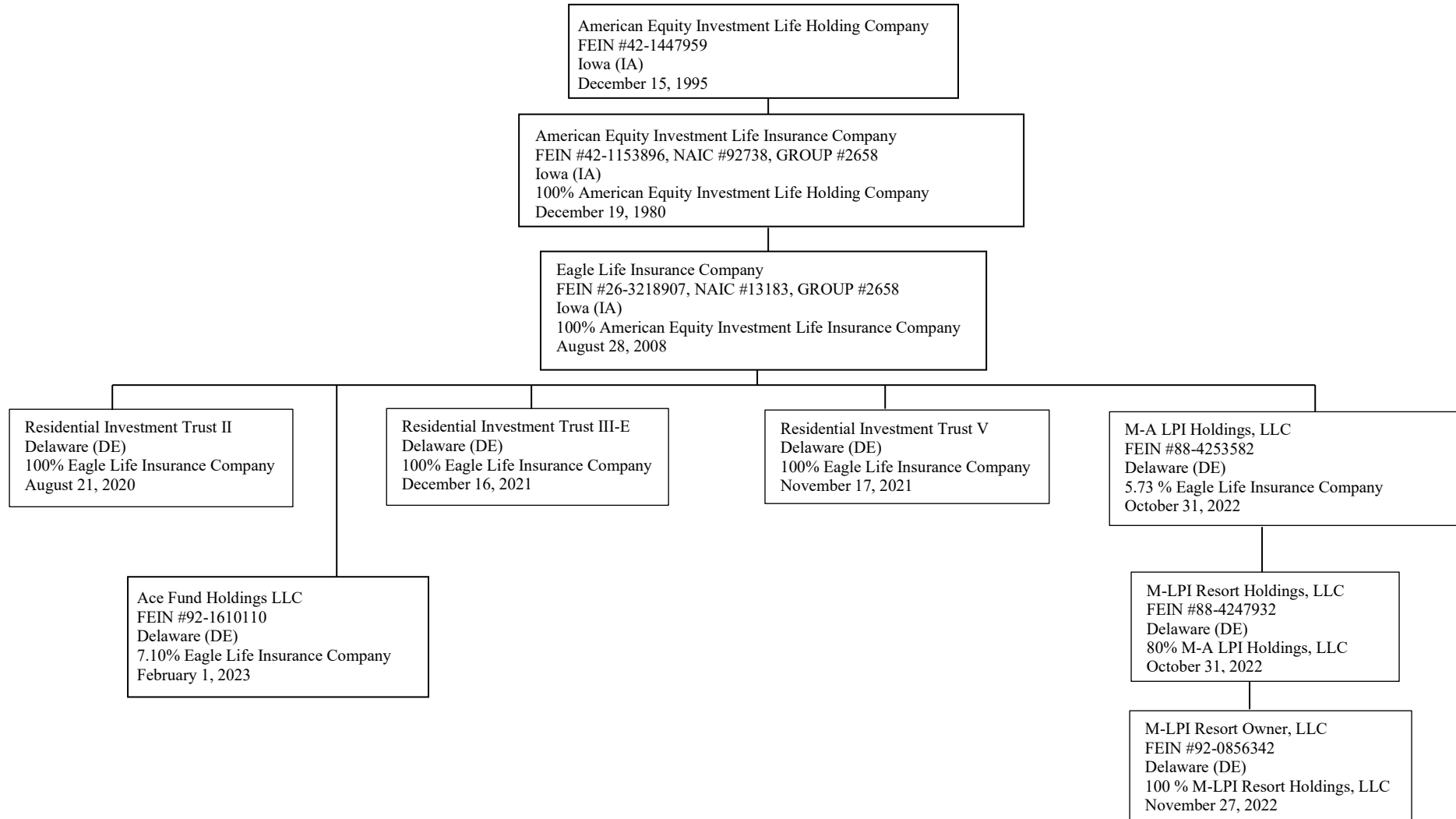
PBH Stonecastle, LLC
 Delaware (DE)
 100 % Stonecastle Apartments Holdings, LLC
 November 7, 2016

M-LPI Resort Holdings, LLC
 FEIN #88-4247932
 Delaware (DE)
 80% M-A LPI Holdings, LLC
 October 31, 2022

ISQ Ace Fund, LLC
 Delaware (DE)
 98% American Equity Investment Life Insurance Company
 March 9, 2022

M-LPI Resort Owner, LLC
 FEIN #92-0856342
 Delaware (DE)
 100 % M-LPI Resort Holdings, LLC
 November 27, 2022

**SCHEDULE Y - INFORMATION CONCERNING ACTIVITIES OF INSURER MEMBERS OF A HOLDING COMPANY GROUP
PART 1 - ORGANIZATIONAL CHART**



STATEMENT AS OF JUNE 30, 2023 OF THE EAGLE LIFE INSURANCE COMPANY

SCHEDULE Y

PART 1A - DETAIL OF INSURANCE HOLDING COMPANY SYSTEM

1	2	3	4	5	6	7	8	9	10	11	12	13	14	15	16
Group Code	Group Name	NAIC Company Code	ID Number	Federal RSSD	CIK	Name of Securities Exchange if Publicly Traded (U.S. or International)	Names of Parent, Subsidiaries Or Affiliates	Domi-ciliary Location	Relation-ship to Reporting Entity	Directly Controlled by (Name of Entity/Person)	Type of Control (Ownership, Board, Management, Attorney-in-Fact, Influence, Other)	If Control is Ownership Provide Percentage	Ultimate Controlling Entity(ies)/Person(s)	Is an SCA Filing Re-quired? (Yes/No)	*
			42-1447959	3981379	0001039828	NEW YORK STOCK EXCHANGE	AMERICAN EQUITY INVESTMENT LIFE HOLDING COMPANY	IA	UIP	SHAREHOLDERS	Ownership	100.000	SHAREHOLDERS	NO	
2658	AMERICAN EQUITY INVESTMENT GROUP	92738	42-1153896				AMERICAN EQUITY INVESTMENT LIFE INSURANCE COMPANY	IA	UDP	AMERICAN EQUITY INVESTMENT LIFE HOLDING COMPANY	Ownership	100.000	AMERICAN EQUITY INVESTMENT LIFE HOLDING COMPANY	NO	
2658	AMERICAN EQUITY INVESTMENT GROUP	11135	22-3762465				AMERICAN EQUITY INVESTMENT LIFE INSURANCE COMPANY OF NEW YORK	NY	IA	AMERICAN EQUITY INVESTMENT LIFE INSURANCE COMPANY	Ownership	100.000	AMERICAN EQUITY INVESTMENT LIFE HOLDING COMPANY	NO	
2658	AMERICAN EQUITY INVESTMENT GROUP	13183	26-3218907				EAGLE LIFE INSURANCE COMPANY	IA	RE	AMERICAN EQUITY INVESTMENT LIFE INSURANCE COMPANY	Ownership	100.000	AMERICAN EQUITY INVESTMENT LIFE HOLDING COMPANY	NO	
2658	AMERICAN EQUITY INVESTMENT GROUP	17189	87-2625017				AEL RE VERMONT INC	VT	IA	AMERICAN EQUITY INVESTMENT LIFE INSURANCE COMPANY	Ownership	100.000	AMERICAN EQUITY INVESTMENT LIFE HOLDING COMPANY	NO	
2658	AMERICAN EQUITY INVESTMENT GROUP	71323	75-1168687				ENTRADA LIFE INSURANCE COMPANY	AZ	IA	AMERICAN EQUITY INVESTMENT LIFE HOLDING COMPANY	Ownership	100.000	AMERICAN EQUITY INVESTMENT LIFE HOLDING COMPANY	NO	
			27-0413288				AERL, LC	IA	IA	AMERICAN EQUITY INVESTMENT LIFE INSURANCE COMPANY	Ownership	100.000	AMERICAN EQUITY INVESTMENT LIFE HOLDING COMPANY	YES	
			88-0711676				BH JV MULTIFAMILY INVESTORS, LLC	DE	NIA	AMERICAN EQUITY INVESTMENT LIFE INSURANCE COMPANY	Ownership	95.000	AMERICAN EQUITY INVESTMENT LIFE HOLDING COMPANY	NO	
							VANTAGE AT WESTOVER PARENT, LLC	DE	NIA	BH JV MULTIFAMILY INVESTORS, LLC	Ownership	85.560	AMERICAN EQUITY INVESTMENT LIFE HOLDING COMPANY	NO	
							STONECASTLE APARTMENTS HOLDINGS, LLC	DE	NIA	BH JV MULTIFAMILY INVESTORS, LLC	Ownership	80.020	AMERICAN EQUITY INVESTMENT LIFE HOLDING COMPANY	NO	
							RESIDENTIAL INVESTMENT TRUST	DE	NIA	AMERICAN EQUITY INVESTMENT LIFE INSURANCE COMPANY	Ownership	100.000	AMERICAN EQUITY INVESTMENT LIFE HOLDING COMPANY	NO	
							RESIDENTIAL INVESTMENT TRUST III	DE	NIA	AMERICAN EQUITY INVESTMENT LIFE INSURANCE COMPANY	Ownership	100.000	AMERICAN EQUITY INVESTMENT LIFE HOLDING COMPANY	NO	
							RESIDENTIAL INVESTMENT TRUST IV	DE	NIA	AMERICAN EQUITY INVESTMENT LIFE INSURANCE COMPANY	Ownership	100.000	AMERICAN EQUITY INVESTMENT LIFE HOLDING COMPANY	NO	
							RESIDENTIAL INVESTMENT TRUST - BERM FW	DE	NIA	AMERICAN EQUITY INVESTMENT LIFE INSURANCE COMPANY	Ownership	100.000	AMERICAN EQUITY INVESTMENT LIFE HOLDING COMPANY	NO	
							RESIDENTIAL INVESTMENT TRUST III - BERM FW	DE	NIA	AMERICAN EQUITY INVESTMENT LIFE INSURANCE COMPANY	Ownership	100.000	AMERICAN EQUITY INVESTMENT LIFE HOLDING COMPANY	NO	
							RESIDENTIAL INVESTMENT TRUST IV - BERM FW	DE	NIA	AMERICAN EQUITY INVESTMENT LIFE INSURANCE COMPANY	Ownership	100.000	AMERICAN EQUITY INVESTMENT LIFE HOLDING COMPANY	NO	
							RESIDENTIAL INVESTMENT TRUST III - VERM FW	DE	NIA	AMERICAN EQUITY INVESTMENT LIFE INSURANCE COMPANY	Ownership	100.000	AMERICAN EQUITY INVESTMENT LIFE HOLDING COMPANY	NO	
							ISQ ACE FUND, LLC	DE	NIA	AMERICAN EQUITY INVESTMENT LIFE INSURANCE COMPANY	Ownership	98.000	AMERICAN EQUITY INVESTMENT LIFE HOLDING COMPANY	NO	
			92-1992151				BH JV (BERM FW) MULTIFAMILY INVESTORS, LLC	DE	NIA	AMERICAN EQUITY INVESTMENT LIFE INSURANCE COMPANY	Ownership	95.000	AMERICAN EQUITY INVESTMENT LIFE HOLDING COMPANY	NO	
			92-1610110				ACE FUND HOLDINGS LLC	DE	NIA	AMERICAN EQUITY INVESTMENT LIFE INSURANCE COMPANY	Ownership	92.900	AMERICAN EQUITY INVESTMENT LIFE HOLDING COMPANY	NO	
							VANTAGE AT WESTOVER PARENT, LLC	DE	NIA	BH JV (BERM FW) MULTIFAMILY INVESTORS, LLC	Ownership	14.440	AMERICAN EQUITY INVESTMENT LIFE HOLDING COMPANY	NO	
							VANTAGE AT WESTOVER OWNER, LLC	DE	NIA	VANTAGE AT WESTOVER PARENT, LLC	Ownership	100.000	AMERICAN EQUITY INVESTMENT LIFE HOLDING COMPANY	NO	
							STONECASTLE APARTMENTS HOLDINGS, LLC	DE	NIA	BH JV (BERM FW) MULTIFAMILY INVESTORS, LLC	Ownership	19.980	AMERICAN EQUITY INVESTMENT LIFE HOLDING COMPANY	NO	
							PBH STONECASTLE, LLC	DE	NIA	STONECASTLE APARTMENTS HOLDINGS, LLC	Ownership	100.000	AMERICAN EQUITY INVESTMENT LIFE HOLDING COMPANY	NO	
			88-4253582				M-A LPI HOLDINGS, LLC	DE	NIA	AMERICAN EQUITY INVESTMENT LIFE INSURANCE COMPANY	Ownership	84.270	AMERICAN EQUITY INVESTMENT LIFE HOLDING COMPANY	NO	
							RESIDENTIAL INVESTMENT TRUST II	DE	NIA	EAGLE LIFE INSURANCE COMPANY	Ownership	100.000	AMERICAN EQUITY INVESTMENT LIFE HOLDING COMPANY	NO	

STATEMENT AS OF JUNE 30, 2023 OF THE EAGLE LIFE INSURANCE COMPANY

SCHEDULE Y

PART 1A - DETAIL OF INSURANCE HOLDING COMPANY SYSTEM

1	2	3	4	5	6	7	8	9	10	11	12	13	14	15	16
Group Code	Group Name	NAIC Company Code	ID Number	Federal RSSD	CIK	Name of Securities Exchange if Publicly Traded (U.S. or International)	Names of Parent, Subsidiaries Or Affiliates	Domiciliary Location	Relationship to Reporting Entity	Directly Controlled by (Name of Entity/Person)	Type of Control (Ownership, Board, Management, Attorney-in-Fact, Influence, Other)	If Control is Ownership Provide Percentage	Ultimate Controlling Entity(ies)/Person(s)	Is an SCA Filing Required? (Yes/No)	*
							RESIDENTIAL INVESTMENT TRUST III-E	.. DE.....	.. NIA.....	EAGLE LIFE INSURANCE COMPANY	Ownership.....	100.000	AMERICAN EQUITY INVESTMENT LIFE HOLDING COMPANY	.. NO.....	
							RESIDENTIAL INVESTMENT TRUST V	.. DE.....	.. NIA.....	EAGLE LIFE INSURANCE COMPANY	Ownership.....	100.000	AMERICAN EQUITY INVESTMENT LIFE HOLDING COMPANY	.. NO.....	
			88-4253582				M-A LPI HOLDINGS, LLC	.. DE.....	.. NIA.....	EAGLE LIFE INSURANCE COMPANY	Ownership.....	5.730	AMERICAN EQUITY INVESTMENT LIFE HOLDING COMPANY	.. NO.....	
			88-4247932				M-LPI RESORT HOLDINGS, LLC	.. DE.....	.. NIA.....	M-A LPI HOLDINGS, LLC	Ownership.....	80.000	AMERICAN EQUITY INVESTMENT LIFE HOLDING COMPANY	.. NO.....	
			92-1610110				ACE FUND HOLDINGS LLC	.. DE.....	.. NIA.....	EAGLE LIFE INSURANCE COMPANY	Ownership.....	7.100	AMERICAN EQUITY INVESTMENT LIFE HOLDING COMPANY	.. NO.....	
			92-0856342				M-LPI RESORT OWNER, LLC	.. DE.....	.. NIA.....	M-LPI RESORT HOLDINGS, LLC	Ownership.....	100.000	AMERICAN EQUITY INVESTMENT LIFE HOLDING COMPANY	.. NO.....	
			85-4289437				AE CAPITAL, LLC	.. IA.....	.. NIA.....	AMERICAN EQUITY INVESTMENT LIFE HOLDING COMPANY	Ownership.....	100.000	AMERICAN EQUITY INVESTMENT LIFE HOLDING COMPANY	.. NO.....	
			98-1640447				AEL RE BERMUDA LTD	.. BMU.....	.. IA.....	AMERICAN EQUITY INVESTMENT LIFE HOLDING COMPANY	Ownership.....	100.000	AMERICAN EQUITY INVESTMENT LIFE HOLDING COMPANY	.. NO.....	
			42-6593040				AMERICAN EQUITY CAPITAL TRUST II	.. DE.....	.. NIA.....	AMERICAN EQUITY INVESTMENT LIFE HOLDING COMPANY	Ownership.....	100.000	AMERICAN EQUITY INVESTMENT LIFE HOLDING COMPANY	.. NO.....	
			42-1461598				AMERICAN EQUITY INVESTMENT PROPERTIES, L.C.	.. IA.....	.. NIA.....	AMERICAN EQUITY INVESTMENT LIFE HOLDING COMPANY	Ownership.....	100.000	AMERICAN EQUITY INVESTMENT LIFE HOLDING COMPANY	.. NO.....	
			86-1532673				HIGH TRESTLE INVESTMENT MANAGEMENT, LLC	.. IA.....	.. NIA.....	AMERICAN EQUITY INVESTMENT LIFE HOLDING COMPANY	Ownership.....	100.000	AMERICAN EQUITY INVESTMENT LIFE HOLDING COMPANY	.. NO.....	
			88-3749240				NORTH WOLF BAY HOLDINGS, LLC	.. DE.....	.. NIA.....	AMERICAN EQUITY INVESTMENT LIFE HOLDING COMPANY	Ownership.....	100.000	AMERICAN EQUITY INVESTMENT LIFE HOLDING COMPANY	.. NO.....	
			87-2713076				NC SECURITIES HOLDCO, LLC	.. NC.....	.. NIA.....	AMERICAN EQUITY INVESTMENT LIFE HOLDING COMPANY	Ownership.....	100.000	AMERICAN EQUITY INVESTMENT LIFE HOLDING COMPANY	.. NO.....	
			88-3743138				AEL FINANCIAL SERVICES, LLC	.. NC.....	.. NIA.....	NC SECURITIES HOLDCO, LLC	Ownership.....	100.000	AMERICAN EQUITY INVESTMENT LIFE HOLDING COMPANY	.. NO.....	

Asterisk	Explanation

SUPPLEMENTAL EXHIBITS AND SCHEDULES INTERROGATORIES

The following supplemental reports are required to be filed as part of your statement filing. However, in the event that your company does not transact the type of business for which the special report must be filed, your response of NO to the specific interrogatory will be accepted in lieu of filing a "NONE" report and a bar code will be printed below. If the supplement is required of your company but is not being filed for whatever reason enter SEE EXPLANATION and provide an explanation following the interrogatory questions.

	Response
1. Will the Trusteed Surplus Statement be filed with the state of domicile and the NAIC with this statement?	NO
2. Will the Medicare Part D Coverage Supplement be filed with the state of domicile and the NAIC with this statement?	NO
3. Will the Reasonableness of Assumptions Certification required by Actuarial Guideline XXXV be filed with the state of domicile and electronically with the NAIC?	NO
4. Will the Reasonableness and Consistency of Assumptions Certification required by Actuarial Guideline XXXV be filed with the state of domicile and electronically with the NAIC?	YES
5. Will the Reasonableness of Assumptions Certification for Implied Guaranteed Rate Method required by Actuarial Guideline XXXVI be filed with the state of domicile and electronically with the NAIC?	NO
6. Will the Reasonableness and Consistency of Assumptions Certification required by Actuarial Guideline XXXVI (Updated Average Market Value) be filed with the state of domicile and electronically with the NAIC?	NO
7. Will the Reasonableness and Consistency of Assumptions Certification required by Actuarial Guideline XXXVI (Updated Market Value) be filed with the state of domicile and electronically with the NAIC?	NO
8. Will the Life PBR Statement of Exemption be filed with the state of domicile by July 1st and electronically with the NAIC with the second quarterly filing per the Valuation Manual (by August 15)? (2nd Quarter Only) The response for 1st and 3rd quarters should be N/A. A NO response resulting with a bar code is only appropriate in the 2nd quarter. In the case of an ongoing statement of exemption, enter "SEE EXPLANATION" and provide as an explanation that the company is utilizing an ongoing statement of exemption.	NO

AUGUST FILING


9. Will the regulator-only (non-public) Communication of Internal Control Related Matters Noted in Audit be filed with the state of domicile and electronically with the NAIC (as a regulator-only non-public document) by August 1? The response for 1st and 3rd quarters should be N/A. A NO response resulting with a bar code is only appropriate in the 2nd quarter.	NO
--	----

Explanation:

1. Not required to be filed by the Company
2. Not required to be filed by the Company
3. Not required to be filed by the Company
5. Not required to be filed by the Company
6. Not required to be filed by the Company
7. Not required to be filed by the Company
8. Not required to be filed by the Company
9. Not required to be filed by the Company

Bar Code:

1. Trusteed Surplus Statement [Document Identifier 490]
2. Medicare Part D Coverage Supplement [Document Identifier 365]
3. Reasonableness of Assumptions Certification required by Actuarial Guideline XXXV [Document Identifier 445]
5. Reasonableness of Assumptions Certification for Implied Guaranteed Rate Method required by Actuarial Guideline XXXVI [Document Identifier 447]
6. Reasonableness and Consistency of Assumptions Certification required by Actuarial Guideline XXXVI [Document Identifier 448]
7. Reasonableness and Consistency of Assumptions Certification required by Actuarial Guideline XXXVI (Updated Market Value) [Document Identifier 449]
8. Life PBR Statement of Exemption (2nd Quarter Only) [Document Identifier 700]
9. Communication of Internal Control Related Matters Noted in Audit (2nd Quarter Only) [Document Identifier 222]



NONE

STATEMENT AS OF JUNE 30, 2023 OF THE EAGLE LIFE INSURANCE COMPANY

SCHEDULE A - VERIFICATION

Real Estate

	1 Year to Date	2 Prior Year Ended December 31
1. Book/adjusted carrying value, December 31 of prior year		
2. Cost of acquired:		
2.1 Actual cost at time of acquisition		
2.2 Additional investment made after acquisition		
3. Current year change in encumbrances		
4. Total gain (loss) on disposals		
5. Deduct amounts received on disposals		
6. Total foreign exchange change in book/adjusted carrying value		
7. Deduct current year's other than temporary impairment recognized		
8. Deduct current year's depreciation		
9. Book/adjusted carrying value at the end of current period (Lines 1+2+3+4-5+6-7-8)		
10. Deduct total nonadmitted amounts		
11. Statement value at end of current period (Line 9 minus Line 10)		

NONE

SCHEDULE B - VERIFICATION

Mortgage Loans

	1 Year to Date	2 Prior Year Ended December 31
1. Book value/recorded investment excluding accrued interest, December 31 of prior year	532,026,598	379,445,827
2. Cost of acquired:		
2.1 Actual cost at time of acquisition	261,282,381	313,066,749
2.2 Additional investment made after acquisition	17,924,957	19,296,893
3. Capitalized deferred interest and other		40,450
4. Accrual of discount	577	11,103
5. Unrealized valuation increase (decrease)	(369,975)	(257,043)
6. Total gain (loss) on disposals	(102,528)	(712,547)
7. Deduct amounts received on disposals	82,994,649	178,646,575
8. Deduct amortization of premium and mortgage interest points and commitment fees	94,930	218,259
9. Total foreign exchange change in book value/recorded investment excluding accrued interest		
10. Deduct current year's other than temporary impairment recognized		
11. Book value/recorded investment excluding accrued interest at end of current period (Lines 1+2+3+4+5+6-7-8+9-10)	727,672,431	532,026,598
12. Total valuation allowance		
13. Subtotal (Line 11 plus Line 12)	727,672,431	532,026,598
14. Deduct total nonadmitted amounts		
15. Statement value at end of current period (Line 13 minus Line 14)	727,672,431	532,026,598

SCHEDULE BA - VERIFICATION

Other Long-Term Invested Assets

	1 Year to Date	2 Prior Year Ended December 31
1. Book/adjusted carrying value, December 31 of prior year	28,152,109	1,166,461
2. Cost of acquired:		
2.1 Actual cost at time of acquisition	7,000,000	16,150,332
2.2 Additional investment made after acquisition	539,710	11,261,218
3. Capitalized deferred interest and other		
4. Accrual of discount	51,156	11,120
5. Unrealized valuation increase (decrease)	(11,167,931)	(434,979)
6. Total gain (loss) on disposals		
7. Deduct amounts received on disposals	67,319	
8. Deduct amortization of premium and depreciation	2,708	2,043
9. Total foreign exchange change in book/adjusted carrying value		
10. Deduct current year's other than temporary impairment recognized		
11. Book/adjusted carrying value at end of current period (Lines 1+2+3+4+5+6-7-8+9-10)	24,505,017	28,152,109
12. Deduct total nonadmitted amounts		
13. Statement value at end of current period (Line 11 minus Line 12)	24,505,017	28,152,109

SCHEDULE D - VERIFICATION

Bonds and Stocks

	1 Year to Date	2 Prior Year Ended December 31
1. Book/adjusted carrying value of bonds and stocks, December 31 of prior year	2,569,168,840	1,753,881,063
2. Cost of bonds and stocks acquired	214,353,231	1,053,303,862
3. Accrual of discount	1,379,546	2,867,618
4. Unrealized valuation increase (decrease)	(72,256)	40,803
5. Total gain (loss) on disposals	(5,023,713)	(1,739,980)
6. Deduct consideration for bonds and stocks disposed of	119,547,387	235,082,741
7. Deduct amortization of premium	2,404,805	4,286,171
8. Total foreign exchange change in book/adjusted carrying value		
9. Deduct current year's other than temporary impairment recognized		62,065
10. Total investment income recognized as a result of prepayment penalties and/or acceleration fees	26,460	246,451
11. Book/adjusted carrying value at end of current period (Lines 1+2+3+4+5-6-7+8-9+10)	2,657,879,916	2,569,168,840
12. Deduct total nonadmitted amounts		
13. Statement value at end of current period (Line 11 minus Line 12)	2,657,879,916	2,569,168,840

STATEMENT AS OF JUNE 30, 2023 OF THE EAGLE LIFE INSURANCE COMPANY

SCHEDULE D - PART 1B

Showing the Acquisitions, Dispositions and Non-Trading Activity
During the Current Quarter for all Bonds and Preferred Stock by NAIC Designation

NAIC Designation	1 Book/Adjusted Carrying Value Beginning of Current Quarter	2 Acquisitions During Current Quarter	3 Dispositions During Current Quarter	4 Non-Trading Activity During Current Quarter	5 Book/Adjusted Carrying Value End of First Quarter	6 Book/Adjusted Carrying Value End of Second Quarter	7 Book/Adjusted Carrying Value End of Third Quarter	8 Book/Adjusted Carrying Value December 31 Prior Year
BONDS								
1. NAIC 1 (a)	1,846,674,525	2,584,349,923	2,302,597,087	(133,277,618)	1,846,674,525	1,995,149,743		1,771,409,851
2. NAIC 2 (a)	855,708,187	76,570,151	40,004,610	(89,645,989)	855,708,187	802,627,739		813,024,065
3. NAIC 3 (a)	16,736,255		10,046	7,992	16,736,255	16,734,201		17,346,105
4. NAIC 4 (a)	964,434			1,618	964,434	966,052		962,845
5. NAIC 5 (a)								4,000,000
6. NAIC 6 (a)								
7. Total Bonds	2,720,083,401	2,660,920,074	2,342,611,743	(222,913,997)	2,720,083,401	2,815,477,735		2,606,742,866
PREFERRED STOCK								
8. NAIC 1								
9. NAIC 2								
10. NAIC 3								
11. NAIC 4								
12. NAIC 5								
13. NAIC 6								
14. Total Preferred Stock								
15. Total Bonds and Preferred Stock	2,720,083,401	2,660,920,074	2,342,611,743	(222,913,997)	2,720,083,401	2,815,477,735		2,606,742,866

(a) Book/Adjusted Carrying Value column for the end of the current reporting period includes the following amount of short-term and cash equivalent bonds by NAIC designation:

NAIC 1 \$ 130,337,724 ; NAIC 2 \$ 27,260,106 ; NAIC 3 \$; NAIC 4 \$; NAIC 5 \$; NAIC 6 \$

Schedule DA - Part 1 - Short-Term Investments

N O N E

Schedule DA - Verification - Short-Term Investments

N O N E

STATEMENT AS OF JUNE 30, 2023 OF THE EAGLE LIFE INSURANCE COMPANY

SCHEDULE DB - PART A - VERIFICATION

Options, Caps, Floors, Collars, Swaps and Forwards

1. Book/Adjusted Carrying Value, December 31, prior year (Line 10, prior year)	33,030,903
2. Cost Paid/(Consideration Received) on additions	50,012,637
3. Unrealized Valuation increase/(decrease)	
4. SSAP No. 108 adjustments	
5. Total gain (loss) on termination recognized	9,305,357
6. Considerations received/(paid) on terminations	9,305,357
7. Amortization	(34,378,069)
8. Adjustment to the Book/Adjusted Carrying Value of hedged item	
9. Total foreign exchange change in Book/Adjusted Carrying Value	
10. Book/Adjusted Carrying Value at End of Current Period (Lines 1+2+3+4+5-6+7+8+9)	48,665,471
11. Deduct nonadmitted assets	
12. Statement value at end of current period (Line 10 minus Line 11)	48,665,471

SCHEDULE DB - PART B - VERIFICATION

Futures Contracts

1. Book/Adjusted carrying value, December 31 of prior year (Line 6, prior year).....	
2. Cumulative cash change (Section 1, Broker Name/Net Cash Deposits Footnote - Cumulative Cash Change column)	
3.1 Add:	
Change in variation margin on open contracts - Highly Effective Hedges	
3.11 Section 1, Column 15, current year to date minus	
3.12 Section 1, Column 15, prior year	
Change in variation margin on open contracts - All Other	
3.13 Section 1, Column 18, current year to date minus	
3.14 Section 1, Column 18, prior year	
3.2 Add:	
Change in adjustment to basis of hedged item	
3.21 Section 1, Column 17, current year to date minus	
3.22 Section 1, Column 17, prior year	
Change in amount recognized	
3.23 Section 1, Column 19, current year to date minus	
3.24 Section 1, Column 19, prior year plus	
3.25 SSAP No. 108 adjustments	
3.3 Subtotal (Line 3.1 minus Line 3.2)	
4.1 Cumulative variation margin on terminated contracts during the year	
4.2 Less:	
4.21 Amount used to adjust basis of hedged item	
4.22 Amount recognized	
4.23 SSAP No. 108 adjustments	
4.3 Subtotal (Line 4.1 minus Line 4.2)	
5. Dispositions gains (losses) on contracts terminated in prior year:	
5.1 Total gain (loss) recognized for terminations in prior year	
5.2 Total gain (loss) adjusted into the hedged item(s) for terminations in prior year	
6. Book/Adjusted carrying value at end of current period (Lines 1+2+3.3-4.3-5.1-5.2)	
7. Deduct total nonadmitted amounts	
8. Statement value at end of current period (Line 6 minus Line 7)	

NONE

Schedule DB - Part C - Section 1 - Replication (Synthetic Asset) Transactions (RSATs) Open

N O N E

Schedule DB-Part C-Section 2-Reconciliation of Replication (Synthetic Asset) Transactions Open

N O N E

STATEMENT AS OF JUNE 30, 2023 OF THE EAGLE LIFE INSURANCE COMPANY

SCHEDULE DB - VERIFICATION

Verification of Book/Adjusted Carrying Value, Fair Value and Potential Exposure of all Open Derivative Contracts

		Book/Adjusted Carrying Value Check
1.	Part A, Section 1, Column 14.....	48,665,471
2.	Part B, Section 1, Column 15 plus Part B, Section 1 Footnote - Total Ending Cash Balance.....
3.	Total (Line 1 plus Line 2)	48,665,471
4.	Part D, Section 1, Column 6	48,665,471
5.	Part D, Section 1, Column 7
6.	Total (Line 3 minus Line 4 minus Line 5)
		Fair Value Check
7.	Part A, Section 1, Column 16	104,367,277
8.	Part B, Section 1, Column 13
9.	Total (Line 7 plus Line 8)	104,367,277
10.	Part D, Section 1, Column 9	104,367,277
11.	Part D, Section 1, Column 10
12.	Total (Line 9 minus Line 10 minus Line 11)
		Potential Exposure Check
13.	Part A, Section 1, Column 21
14.	Part B, Section 1, Column 20
15.	Part D, Section 1, Column 12
16.	Total (Line 13 plus Line 14 minus Line 15)

STATEMENT AS OF JUNE 30, 2023 OF THE EAGLE LIFE INSURANCE COMPANY

SCHEDULE E - PART 2 - VERIFICATION

(Cash Equivalents)

	1	2
	Year To Date	Prior Year Ended December 31
1. Book/adjusted carrying value, December 31 of prior year	71,447,367	860,597,078
2. Cost of cash equivalents acquired	6,277,145,201	6,354,881,545
3. Accrual of discount	3,884,036	1,168,752
4. Unrealized valuation increase (decrease)		
5. Total gain (loss) on disposals		
6. Deduct consideration received on disposals	6,194,826,357	7,145,200,008
7. Deduct amortization of premium		
8. Total foreign exchange change in book/adjusted carrying value		
9. Deduct current year's other than temporary impairment recognized		
10. Book/adjusted carrying value at end of current period (Lines 1+2+3+4+5-6-7+8-9)	157,650,247	71,447,367
11. Deduct total nonadmitted amounts		
12. Statement value at end of current period (Line 10 minus Line 11)	157,650,247	71,447,367

Schedule A - Part 2 - Real Estate Acquired and Additions Made

N O N E

Schedule A - Part 3 - Real Estate Disposed

N O N E

STATEMENT AS OF JUNE 30, 2023 OF THE EAGLE LIFE INSURANCE COMPANY

SCHEDULE B - PART 2

Showing All Mortgage Loans ACQUIRED AND ADDITIONS MADE During the Current Quarter

1 Loan Number	2 Location		4 Loan Type	5 Date Acquired	6 Rate of Interest	7 Actual Cost at Time of Acquisition	8 Additional Investment Made After Acquisition	9 Value of Land and Buildings
	City	3 State						
A150297	PHILADELPHIA	PA		03/14/2023	9.000	135,500	32,200	410,000
A170858	BERKELEY TOWNSHIP	NJ		03/31/2023	9.750	1,355,454	11,013	6,759,000
A200170	PRINCE FREDERICK	MD		05/15/2023	9.000	192,500		380,000
A210322	RICHMOND	VA		01/18/2022	9.600		98,510	750,000
A210410	RICHMOND	VA		02/14/2023	9.000		55,000	320,000
A210445	HENRICO	VA		04/20/2023	9.000	4,063,200	25,000	6,885,000
A210446	PORTSMOUTH	VA		03/20/2023	9.500	47,500		225,000
A210456	RICHMOND	VA		04/14/2023	9.000	223,515		310,001
A210457	HENRICO	VA		04/20/2023	9.000	234,600		410,000
A210462	FALMOUTH	VA		05/16/2023	9.000	141,300		235,000
A210463	LOCUST GROVE	VA		05/19/2023	9.750	2,600		480,000
A210466	CHESAPEAKE	VA		05/19/2023	9.500	140,500		310,000
A240021	MARTINSBURG	WV		01/06/2023	9.000		29,500	260,000
A240033	HARRERS FERRY	WV		05/19/2023	9.500	169,500		330,000
A270963	SUPPLY	NC		05/20/2022	9.000		20,774	310,000
A271387	CONCORD	NC		09/30/2022	9.500		15,336	295,000
A271450	RALEIGH	NC		12/20/2022	9.000		99,712	1,000,000
A271452	RALEIGH	NC		12/21/2022	9.000		76,117	1,000,000
A271454	RALEIGH	NC		12/30/2022	9.500		39,492	1,000,000
A271456	RALEIGH	NC		12/20/2022	9.000		32,057	1,000,000
A271457	RALEIGH	NC		12/21/2022	9.000		84,239	1,000,000
A271459	RALEIGH	NC		12/22/2022	9.000		94,239	1,000,000
A271461	RALEIGH	NC		12/22/2022	9.000		100,664	1,000,000
A271501	RALEIGH	NC		03/02/2023	9.000	229,500		435,000
A271516	HICKORY	NC		01/24/2023	9.500		359,900	1,000,000
A271539	DURHAM	NC		03/23/2023	9.000	153,000		255,000
A271567	DURHAM	NC		03/10/2023	9.000	148,750		265,000
A271570	CHARLOTTE	NC		03/10/2023	9.000	163,340		255,000
A271577	WAKE FOREST	NC		03/14/2023	9.000	229,500		350,000
A271579	CHARLOTTE	NC		03/20/2023	9.000	315,350		425,000
A271580	RALEIGH	NC		05/30/2023	9.000	169,150		285,000
A271582	CHARLOTTE	NC		04/03/2023	9.000	255,000		360,000
A271584	CHARLOTTE	NC		03/22/2023	9.000	265,072		385,000
A271585	CHARLOTTE	NC		04/24/2023	9.000	238,000		340,000
A271597	RALEIGH	NC		03/23/2023	9.000	182,750		310,000
A271603	CHARLOTTE	NC		03/30/2023	9.000	356,250		475,000
A271604	CHARLOTTE	NC		03/30/2023	9.000	165,750		260,000
A271605	CHARLOTTE	NC		03/30/2023	9.250	238,000		345,000
A271608	SNOW CAMP	NC		04/13/2023	9.000	184,450		310,000
A271610	MIDDLESEX	NC		04/05/2023	9.000	119,000		240,000
A271616	ANGIER	NC		04/14/2023	9.000	178,500		285,000
A271619	STEDMAN	NC		05/19/2023	9.000	72,265		135,000
A271620	MONROE	NC		05/16/2023	9.000	75,862		125,000
A271628	MT PLEASANT	NC		05/17/2023	9.000	117,751		190,000
A271638	HIGH POINT	NC		05/23/2023	9.250	105,456		230,000
A271639	GREENSBORO	NC		05/18/2023	9.500	164,510		235,000
A271641	CHARLOTTE	NC		05/19/2023	9.750	19,223		325,000
A271647	APEX	NC		05/25/2023	9.000	265,880		425,000
A271649	HOLLY SPRINGS	NC		05/22/2023	9.000	399,701		640,000
A271652	GASTONIA	NC		05/23/2023	9.750	31,906		280,000
A271653	GASTONIA	NC		05/23/2023	9.750	32,782		290,000
A271658	RALEIGH	NC		05/18/2023	9.000	163,200		290,000
A271660	CHARLOTTE	NC		05/25/2023	9.750	25,734		350,000
A271661	RALEIGH	NC		05/24/2023	9.000	177,650		290,000
A271664	RALEIGH	NC		05/23/2023	9.000	106,250		215,000

STATEMENT AS OF JUNE 30, 2023 OF THE EAGLE LIFE INSURANCE COMPANY

SCHEDULE B - PART 2

Showing All Mortgage Loans ACQUIRED AND ADDITIONS MADE During the Current Quarter

1 Loan Number	2 Location		4 Loan Type	5 Date Acquired	6 Rate of Interest	7 Actual Cost at Time of Acquisition	8 Additional Investment Made After Acquisition	9 Value of Land and Buildings
	City	3 State						
A271665	CHARLOTTE	NC		05/23/2023	9.500	148,750		230,000
A271666	RALEIGH	NC		05/24/2023	9.000	199,750		290,000
A271669	CHARLOTTE	NC		05/26/2023	9.000	242,250		345,000
A271670	CONOVER	NC		05/17/2023	9.750	16,641		235,000
A271676	GREENVILLE	NC		05/22/2023	9.000	85,000		175,000
A271684	RALEIGH	NC		05/23/2023	9.000	199,750		350,000
A271690	SANFORD	NC		05/30/2023	9.000	161,500		265,000
A290162	ROCK HILL	SC		03/24/2023	9.750	68,816	74,917	215,000
A290171	ROCK HILL	SC		03/24/2023	9.750	3,521	18,000	260,000
A303582	ATLANTA	GA		03/07/2023	9.000	79,050		110,000
A303602	ATLANTA	GA		04/05/2023	9.750	665,000		950,000
A303605	JACKSON	GA		03/13/2023	9.000	53,550		90,000
A303606	HOLLY SPRINGS	GA		04/18/2023	9.750	174,250		260,000
A303608	WOODSTOCK	GA		04/10/2023	9.000	200,600		365,000
A303611	GAINESVILLE	GA		03/30/2023	9.750	235,450		390,000
A303618	MARIETTA	GA		04/21/2023	9.750	246,500		420,000
A303624	ATLANTA	GA		05/17/2023	9.500	170,000		400,000
A303640	FRANKLIN	GA		05/19/2023	9.000	73,100		260,000
A303641	ATLANTA	GA		05/23/2023	8.500	119,000		200,000
A303643	BROOKHAVEN	GA		05/26/2023	9.750	399,000		570,000
A321023	PINELLAS PARK	FL		01/21/2022	8.500		210,778	850,000
A321080	ST PETE BEACH	FL		11/23/2021	10.700		73,250	1,450,000
A321082	HASTINGS	FL		01/21/2022	9.000		12,925	270,000
A321453	MIAMI SHORES	FL		02/07/2023	9.500		30,400	3,100,000
A321563	FORT MYERS	FL		04/12/2023	9.250	72,250		180,000
A321582	JACKSONVILLE	FL		03/31/2023	9.500	76,125		165,000
A321583	BRANDON	FL		02/03/2023	9.500		88,500	385,000
A321585	ZEPHYRHILLS	FL		03/16/2023	9.500	121,000	52,000	250,000
A321596	DESTIN	FL		03/03/2023	9.750	1,007,500		1,550,000
A321597	JENSEN BEACH	FL		03/31/2023	10.000	4,705,136	998,746	24,260,000
A321605	SAINT AUGUSTINE	FL		03/31/2023	9.750	988,000		1,520,000
A321610	WINTER PARK	FL		03/17/2023	9.500	172,250		260,000
A321612	SAINT PETERSBURG	FL		03/31/2023	9.500	211,125	66,000	429,000
A321616	PORT CHARLOTTE	FL		03/24/2023	9.250	280,000		400,000
A321618	JACKSONVILLE	FL		03/27/2023	9.500	71,750		115,000
A321648	OCALA	FL		05/18/2023	9.000	186,480		300,000
A321649	JACKSONVILLE	FL		05/17/2023	9.500	70,000		105,000
A321664	HUDSON	FL		05/19/2023	9.000	261,250		455,000
A321665	CLEARWATER	FL		05/26/2023	9.500	103,500		190,000
A321669	LARGO	FL		05/18/2023	9.000	333,000		585,000
A321671	CAPE CORAL	FL		05/30/2023	9.250	298,350		475,000
A321673	NORTH PORT	FL		05/31/2023	10.000	256,000		460,000
A380060	GULFPORT	MS		03/31/2023	9.000	123,760		200,000
A460300	FORT WAYNE	IN		05/19/2023	9.750	79,050		135,000
A500067	DES MOINES	IA		04/04/2023	9.500	111,650		165,000
A500070	DES MOINES	IA		05/17/2023	9.500	123,250		185,000
A630596	GARDEN CITY	MO		03/21/2023	9.000	107,270		160,000
A630597	BLUE SPRINGS	MO		04/17/2023	9.000	200,790		270,000
A630598	KANSAS CITY	MO		04/18/2023	10.000	147,000		220,000
A630603	ST. LOUIS	MO		05/22/2023	10.250	127,000		300,000
A630608	BELTON	MO		05/15/2023	9.000	87,170		245,000
A660125	SHAWNEE	KS		03/08/2023	9.500	182,750		320,000
A660126	KANSAS CITY	KS		03/21/2023	10.000	136,425		215,000
A660133	OVERLAND PARK	KS		04/20/2023	9.500	191,250		315,000
A710047	PINE BLUFF	AR		05/26/2023	9.500	950,250		1,357,500

STATEMENT AS OF JUNE 30, 2023 OF THE EAGLE LIFE INSURANCE COMPANY

SCHEDULE B - PART 2

Showing All Mortgage Loans ACQUIRED AND ADDITIONS MADE During the Current Quarter

1 Loan Number	2 Location		4 Loan Type	5 Date Acquired	6 Rate of Interest	7 Actual Cost at Time of Acquisition	8 Additional Investment Made After Acquisition	9 Value of Land and Buildings
	City	3 State						
A710048	ARKADELPHIA	AR		03/24/2023	10.000	77,500		125,000
A730178	OKLAHOMA CITY	OK		03/10/2023	9.000	83,300		145,000
A730181	OKLAHOMA CITY	OK		03/10/2023	9.000	79,050		138,000
A730186	OKLAHOMA CITY	OK		03/24/2023	9.000	106,250		186,000
A751110	AUSTIN	TX		03/17/2023	9.750	450,500		735,000
A751113	AUSTIN	TX		03/20/2023	10.000	495,279		1,700,000
A751118	AUSTIN	TX		04/27/2023	10.000	345,017		1,250,000
A751119	AUSTIN	TX		04/27/2023	10.000	460,785		1,550,000
A751120	AUSTIN	TX		04/27/2023	10.000	503,865		1,750,000
A751121	DALLAS	TX		04/27/2023	10.000	297,942		1,650,000
A751122	AUSTIN	TX		04/27/2023	10.000	731,427		2,075,000
A751124	AUSTIN	TX		04/27/2023	10.000	523,483		1,850,000
A751126	DALLAS	TX		04/27/2023	10.000	215,840		1,400,000
A751128	DALLAS	TX		04/27/2023	10.000	265,155		1,700,000
A751139	DALLAS	TX		04/27/2023	10.000	275,480		1,550,000
A751141	AUSTIN	TX		04/27/2023	10.000	452,967		1,575,000
A751143	AUSTIN	TX		04/27/2023	10.000	317,569		1,400,000
A751144	AUSTIN	TX		04/27/2023	10.000	473,512		1,565,000
A751146	BELLAIRE	TX		04/27/2023	10.000	126,590		1,550,000
A751149	HOUSTON	TX		04/27/2023	10.000	498,329		1,850,000
A751150	BELLAIRE	TX		04/27/2023	10.000	97,462		1,475,000
A751168	DALLAS	TX		05/30/2023	9.000	468,750		925,000
A800154	PEYTON	CO		01/31/2023	9.500		19,007	1,100,000
A800155	PEYTON	CO		01/31/2023	9.500		7,882	1,175,000
A800157	PEYTON	CO		01/31/2023	9.500		42,218	1,175,000
A800160	PEYTON	CO		01/31/2023	9.500		96,430	1,175,000
A800161	PEYTON	CO		01/31/2023	9.500		110,360	1,100,000
A800163	PEYTON	CO		01/31/2023	10.750		349,803	1,175,000
A800168	SUPERIOR	CO		04/27/2023	10.000	210,129		1,180,000
A800169	LOUISVILLE	CO		04/27/2023	10.000	89,219		1,350,000
A800173	SUPERIOR	CO		04/27/2023	10.000	187,847		1,190,000
A800175	LOUISVILLE	CO		04/27/2023	10.000	36,542		1,350,000
A800177	SUPERIOR	CO		04/27/2023	10.000	142,339		1,180,000
A800178	LOUISVILLE	CO		04/27/2023	10.000	142,465		1,350,000
A800185	DENVER	CO		05/17/2023	9.750	850,000		1,400,000
A850376	SCOTTSDALE	AZ		11/09/2021	9.000		163,700	1,500,000
A850527	PHOENIX	AZ		05/16/2023	9.000	145,350		290,000
A870038	ALBUQUERQUE	NM		05/18/2023	9.750	206,125		310,000
A880996	LAS VEGAS	NV		04/07/2022	9.000		21,093	450,000
A881303	LAS VEGAS	NV		03/06/2023	9.000	216,750		340,000
A881306	LAS VEGAS	NV		03/27/2023	9.500	199,500		285,000
A881308	LAS VEGAS	NV		04/07/2023	9.000	402,500		575,000
A881314	HENDERSON	NV		05/24/2023	9.750	1,246,707		8,100,000
A881315	HENDERSON	NV		05/31/2023	9.750	1,223,563		10,000,000
A881319	LAS VEGAS	NV		05/17/2023	9.000	317,914		625,000
A881323	HENDERSON	NV		05/18/2023	9.500	651,525		1,100,000
A881325	HENDERSON	NV		05/17/2023	9.000	285,770		420,000
A881326	LAS VEGAS	NV		05/25/2023	9.000	283,500		405,000
A918367	LOS ANGELES	CA		12/03/2021	8.000		608,440	3,465,000
A918641	WEST HOLLYWOOD	CA		11/24/2021	9.000		225,109	5,300,000
A918795	PASADENA	CA		11/18/2021	10.100		7,250	1,350,000
A918925	LOS ANGELES	CA		11/23/2021	7.500		418,206	4,500,000
A918934	SANTA MONICA	CA		11/16/2021	10.000		161,600	3,750,000
A918939	LA JOLLA	CA		11/18/2021	10.700		196,422	8,746,881
A919016	CAMPBELL	CA		11/18/2021	10.200		109,000	1,850,000

STATEMENT AS OF JUNE 30, 2023 OF THE EAGLE LIFE INSURANCE COMPANY

SCHEDULE B - PART 2

Showing All Mortgage Loans ACQUIRED AND ADDITIONS MADE During the Current Quarter

1 Loan Number	2 Location		4 Loan Type	5 Date Acquired	6 Rate of Interest	7 Actual Cost at Time of Acquisition	8 Additional Investment Made After Acquisition	9 Value of Land and Buildings
	City	3 State						
A919019	MALIBU	CA		11/22/2021	10.000		126,964	3,250,000
A919110	LOS ANGELES	CA		12/08/2021	8.000		258,712	5,700,000
A919319	CUPERTINO	CA		05/25/2023	10.000	1,598,445		4,900,000
A919514	MENLO PARK	CA		05/18/2023	10.000	1,147,563		4,900,000
A919723	THOUSAND OAKS	CA		04/20/2022	9.250		24,000	1,300,000
A919747	CAMPBELL	CA		05/25/2023	10.000	315,487		2,850,000
A919827	REDWOOD CITY	CA		05/25/2023	10.000	755,234		3,700,000
A919956	REDWOOD CITY	CA		05/25/2023	10.000	743,490		3,900,000
A920300	LOS ANGELES	CA		09/15/2022	8.500		353,108	2,500,000
A920314	DALY CITY	CA		05/18/2022	8.750		100,000	1,500,000
A920455	SAN JOSE	CA		05/25/2023	10.000	379,479		2,700,000
A920527	LOS ANGELES	CA		09/30/2022	8.500		51,750	2,000,000
A920691	WEST HOLLYWOOD	CA		12/27/2022	9.750		29,373	9,325,000
A920858	SAN MATEO	CA		09/16/2022	8.500		212,994	3,500,000
A921087	NEWPORT BEACH	CA		12/27/2022	9.000		16,471	6,000,000
A921135	SANTA MONICA	CA		05/30/2023	9.750	4,516,652		15,000,000
A921152	ANZA	CA		12/01/2022	8.500		31,500	340,000
A921198	LOS ANGELES	CA		01/18/2023	9.250		481,595	3,500,000
A921201	LOS ANGELES	CA		01/05/2023	9.000		337,941	2,725,000
A921235	SAN FRANCISCO	CA		03/30/2023	9.000	3,171,575		6,000,000
A921243	LOS ANGELES	CA		01/09/2023	9.000		96,070	2,100,000
A921247	VALLEY VILLAGE	CA		02/07/2023	10.000		416,500	3,200,000
A921269	PALMDALE	CA		03/21/2023	9.380	390,000		520,000
A921272	ENCINITAS	CA		01/03/2023	9.250		16,442	1,150,000
A921273	LA MESA	CA		12/30/2022	9.250		17,679	1,000,000
A921275	CARSON	CA		01/19/2023	9.750		61,033	750,000
A921297	LOS ANGELES	CA		03/31/2023	9.750	477,000	235,500	3,250,000
A921311	LOS ANGELES	CA		02/03/2023	9.750		195,599	3,000,000
A921314	LOS ANGELES	CA		02/01/2023	10.000		101,407	3,400,000
A921321	HEMET	CA		03/01/2023	9.000	95,813	21,500	230,000
A921343	GLEN DORA	CA		03/06/2023	9.500	439,000		1,100,000
A921348	MCKINLEYVILLE	CA		02/21/2023	9.000		97,115	560,000
A921349	SAN DIEGO	CA		03/06/2023	9.000	487,500		650,000
A921369	SAN DIEGO	CA		02/03/2023	9.500		28,187	1,275,000
A921371	HAYWARD	CA		02/14/2023	9.000		50,000	725,000
A921378	HEMET	CA		03/03/2023	9.250	255,000		415,000
A921382	LOS ANGELES	CA		02/27/2023	10.250		62,667	5,500,000
A921388	LOS ANGELES	CA		04/05/2023	9.250	518,000		740,000
A921389	SAN DIEGO	CA		02/14/2023	9.000		92,474	1,350,000
A921392	VACAVILLE	CA		03/06/2023	9.000	318,750		565,000
A921394	BEVERLY HILLS	CA		03/27/2023	10.500	6,226,229	365,190	13,500,001
A921396	WOODLAND HILLS	CA		04/20/2023	9.500	122,822		2,950,000
A921397	SAN JUAN CAPISTRANO	CA		03/03/2023	9.500	3,796,000		6,250,000
A921406	SAN PABLO	CA		02/23/2023	9.000		54,000	585,000
A921419	SAN DIEGO	CA		03/09/2023	9.000	315,000		525,001
A921423	VALLEJO	CA		02/27/2023	9.500		68,000	460,000
A921425	ESCONDIDO	CA		03/15/2023	9.000	791,775		1,200,000
A921430	LANCASTER	CA		03/07/2023	9.380	327,500		465,000
A921432	SAN DIEGO	CA		03/16/2023	9.500	898,111	45,770	1,350,000
A921441	LANCASTER	CA		03/16/2023	9.380	294,700		400,000
A921446	PALM DESERT	CA		03/06/2023	9.000	318,750		575,000
A921448	CULVER CITY	CA		05/16/2023	9.500	1,874,766		3,800,001
A921449	HEMET	CA		04/03/2023	9.000	188,500	12,500	355,000
A921453	LOS ANGELES	CA		05/30/2023	10.000	565,250		850,000
A921462	SOUTH PASADENA	CA		03/22/2023	9.750	932,697		1,750,000

STATEMENT AS OF JUNE 30, 2023 OF THE EAGLE LIFE INSURANCE COMPANY

SCHEDULE B - PART 2

Showing All Mortgage Loans ACQUIRED AND ADDITIONS MADE During the Current Quarter

1 Loan Number	2 Location		4 Loan Type	5 Date Acquired	6 Rate of Interest	7 Actual Cost at Time of Acquisition	8 Additional Investment Made After Acquisition	9 Value of Land and Buildings
	City	3 State						
A921466	LOS ANGELES	CA		03/23/2023	9.500	557,313	4,322	2,600,000
A921467	LOS ANGELES	CA		03/31/2023	9.750	275,801	122,241	1,750,000
A921471	OAKLAND	CA		03/30/2023	9.000	457,100		975,000
A921472	ENCINO	CA		03/31/2023	10.250	2,982,190	357,001	5,250,000
A921473	SANTA ROSA	CA		04/27/2023	10.000	229,523		1,600,000
A921477	PALO ALTO	CA		04/28/2023	9.500	2,020,191	174,674	16,500,000
A921478	DESERT HOT SPRINGS	CA		05/15/2023	9.750	222,000		410,000
A921483	SACRAMENTO	CA		03/23/2023	9.000	393,885	2,954	800,000
A921489	LOS ANGELES	CA		03/20/2023	10.000	859,464	115,000	2,750,000
A921495	SAN BERNARDINO	CA		04/04/2023	9.500	346,500		495,000
A921496	BURBANK	CA		04/20/2023	10.500	868,303	70,000	2,000,000
A921497	LOS ANGELES	CA		04/04/2023	10.000	840,000		1,200,000
A921499	LOS ANGELES	CA		04/04/2023	10.250	959,000		1,370,000
A921506	SANTA CLARA	CA		05/24/2023	9.000	1,100,625		2,250,000
A921509	SAN DIEGO	CA		03/29/2023	9.500	249,311		375,000
A921517	SAN BERNARDINO	CA		04/03/2023	9.750	280,500		430,000
A921519	POWAY	CA		03/27/2023	9.000	752,500	110,000	1,150,000
A921523	INGLEWOOD	CA		05/25/2023	9.750	1,814,000		3,770,000
A921524	DANVILLE	CA		04/10/2023	9.000	1,742,500		2,650,000
A921532	PASADENA	CA		04/07/2023	9.750	768,284	21,970	1,275,000
A921550	ESCONDIDO	CA		04/05/2023	9.000	531,300	56,050	850,000
A921561	COSTA MESA	CA		04/20/2023	9.250	733,500		1,150,000
A921567	RUNNING SPRINGS	CA		04/19/2023	10.500	238,000		355,000
A921581	LOS ANGELES	CA		04/17/2023	9.750	427,500		725,000
A921593	OAKLAND	CA		04/10/2023	9.000	553,550		1,425,000
A921595	LOS ALTOS	CA		04/19/2023	9.250	164,368	56,734	6,500,000
A921598	WILDOMAR	CA		05/16/2023	10.000	391,000		615,000
A921600	CRESTLINE	CA		04/24/2023	10.500	217,000		310,000
A921608	MILL VALLEY	CA		05/17/2023	9.750	1,240,665		3,000,000
A921611	SAN DIEGO	CA		04/17/2023	9.500	763,000	44,839	1,180,000
A921627	EL SEGUNDO	CA		05/17/2023	10.250	911,096		2,600,000
A921632	SAN JACINTO	CA		04/26/2023	9.500	191,600	21,500	325,000
A921647	SANTEE	CA		05/24/2023	8.500	325,500		675,000
A921649	EL CAJON	CA		05/17/2023	8.500	444,500		900,000
A921650	LEMON GROVE	CA		05/17/2023	8.500	378,000		765,000
A921651	SAN DIEGO	CA		05/17/2023	8.500	469,000		890,000
A921660	LOS ANGELES	CA		05/23/2023	9.500	773,453		2,700,000
A921665	ENCINITAS	CA		04/25/2023	9.000	711,000		1,300,000
A921666	POWAY	CA		04/27/2023	9.000	598,177		915,000
A921667	SAN DIEGO	CA		05/16/2023	9.000	623,750		975,000
A921691	LOS ANGELES	CA		05/30/2023	9.500	536,250		715,000
A921695	SAN DIEGO	CA		05/23/2023	10.000	645,000		1,050,000
A921698	LOS ANGELES	CA		05/31/2023	9.750	1,091,192		2,150,000
A921701	GREEN VALLEY LAKE	CA		05/15/2023	9.500	268,515		400,000
A921706	OCEANSIDE	CA		05/22/2023	9.000	597,000		920,000
A921707	RUNNING SPRINGS	CA		05/26/2023	9.500	303,749		610,000
A921711	SACRAMENTO	CA		05/24/2023	9.500	450,000		800,000
A921728	SACRAMENTO	CA		05/19/2023	9.000	713,412		1,275,000
A921732	OJAI	CA		05/31/2023	9.500	1,616,241		3,500,000
A921736	VISTA	CA		05/23/2023	9.000	457,400		760,000
A921737	WALNUT CREEK	CA		05/25/2023	10.000	242,454		2,900,000
A921739	SAN MATEO	CA		05/23/2023	9.000	1,317,730		2,850,000
A921745	CRESTLINE	CA		05/25/2023	9.500	318,750		475,000
A921753	SACRAMENTO	CA		05/25/2023	9.250	202,500		400,000
A921755	LOS ANGELES	CA		05/31/2023	9.500	914,180		1,550,000

E02.4

STATEMENT AS OF JUNE 30, 2023 OF THE EAGLE LIFE INSURANCE COMPANY

SCHEDULE B - PART 2

Showing All Mortgage Loans ACQUIRED AND ADDITIONS MADE During the Current Quarter

1 Loan Number	2 Location		3 State	4 Loan Type	5 Date Acquired	6 Rate of Interest	7 Actual Cost at Time of Acquisition	8 Additional Investment Made After Acquisition	9 Value of Land and Buildings
	City								
A921756	SOLANA BEACH		CA		05/19/2023	9.000	1,466,250		2,300,000
A921767	PALMDALE		CA		05/30/2023	9.380	375,000		500,000
A921773	WEST HOLLYWOOD		CA		05/24/2023	9.500	79,167		7,317,399
A980229	SEATTLE		WA		05/26/2022	7.500		12,319	2,450,000
A980267	SEATTLE		WA		09/15/2022	8.620		143,500	1,400,000
A980276	KIRKLAND		WA		12/22/2022	9.500		450,505	3,000,000
A980284	SEATTLE		WA		01/24/2023	9.000		214,000	1,250,000
A980288	SEATTLE		WA		03/02/2023	10.750	1,392,000		2,320,000
A980304	KIRKLAND		WA		05/23/2023	9.750	685,169		3,000,000
0299999. Mortgages in good standing - Residential mortgages-insured or guaranteed							115,900,102	11,375,441	455,628,784
NC00010	TAMPA		FL		11/09/2022	9.080		641,766	9,594,000
NC00011	ST JOHNS		FL		03/10/2023	9.080		558,313	10,469,000
0499999. Mortgages in good standing - Commercial mortgages-insured or guaranteed								1,200,078	20,063,000
0899999. Total Mortgages in good standing							115,900,102	12,575,519	475,691,784
1699999. Total - Restructured Mortgages									
2499999. Total - Mortgages with overdue interest over 90 days									
3299999. Total - Mortgages in the process of foreclosure									
3399999 - Totals							115,900,102	12,575,519	475,691,784

SCHEDULE B - PART 3

Showing All Mortgage Loans DISPOSED, Transferred or Repaid During the Current Quarter

1 Loan Number	2 Location		4 Loan Type	5 Date Acquired	6 Disposal Date	7 Book Value/Recorded Investment Excluding Accrued Interest Prior Year	8 Change in Book Value/Recorded Investment					14 Book Value/Recorded Investment Excluding Accrued Interest on Disposal	15 Consid-eration	16 Foreign Exchange Gain (Loss) on Disposal	17 Realized Gain (Loss) on Disposal	18 Total Gain (Loss) on Disposal
	City	State					8 Unrealized Valuation Increase (Decrease)	9 Current Year's (Amortization) /Accretion	10 Current Year's Other-Than-Temporary Impairment Recognized	11 Capitalized Deferred Interest and Other	12 Total Change in Book Value (8+9-10+11)					
902375	SALT LAKE CITY	UT		04/30/2019	06/28/2023							1,670,756	1,670,756			
902444	RANCHO DOMINGUEZ	CA		12/23/2019	05/03/2023	2,265,778						2,249,365	2,249,365			
A150237	PHILADELPHIA	PA		04/13/2022	04/14/2023	171,000						171,000	171,000			
A170850	WILLINGBORO	NJ		12/16/2022	04/26/2023							210,375	210,375			
A200149	GLEN BURNIE	MD		01/27/2023	04/07/2023							259,200	259,200			
A200151	BALTIMORE	MD		02/01/2023	05/03/2023							207,639	207,639			
A210397	FREDERICKSBURG	VA		12/15/2022	03/08/2023							196,493	196,493			
A210404	MECHANICSVILLE	VA		01/19/2023	03/07/2023							103,700	103,700			
A210406	MECHANICSVILLE	VA		01/31/2023	04/25/2023							217,500	217,500			
A210433	VIRGINIA BEACH	VA		02/24/2023	04/28/2023							307,800	307,800			
A210446	PORTSMOUTH	VA		03/20/2023	05/03/2023							47,500	47,500			
A210456	RICHMOND	VA		04/14/2023	05/25/2023							223,515	223,515			
A270503	CHARLOTTE	NC		11/29/2021	03/27/2023	261,000						261,000	261,000			
A270576	CHARLOTTE	NC		12/29/2021	03/22/2023	256,500						256,500	256,500			
A270580	FAYETTEVILLE	NC		01/24/2022	03/17/2023	116,100						116,100	116,100			
A270602	FAYETTEVILLE	NC		01/24/2022	04/27/2023	127,500						127,500	127,500			
A270627	CHARLOTTE	NC		01/12/2022	05/09/2023	240,000						240,000	240,000			
A270908	CHARLOTTE	NC		04/06/2022	05/24/2023	243,000						243,000	243,000			
A271377	MATTHEWS	NC		09/08/2022	03/10/2023	356,250						356,250	356,250			
A271379	CORNELIUS	NC		09/26/2022	03/22/2023	137,250						137,250	137,250			
A271387	CONCORD	NC		09/30/2022	05/15/2023	72,048						145,034	145,034			

STATEMENT AS OF JUNE 30, 2023 OF THE EAGLE LIFE INSURANCE COMPANY

SCHEDULE B - PART 3

Showing All Mortgage Loans DISPOSED, Transferred or Repaid During the Current Quarter

1 Loan Number	2 Location		4 Loan Type	5 Date Acquired	6 Disposal Date	7 Book Value/ Recorded Investment Excluding Accrued Interest Prior Year	8 Change in Book Value/Recorded Investment					14 Book Value/ Recorded Investment Excluding Accrued Interest on Disposal	15 Consid- eration	16 Foreign Exchange Gain (Loss) on Disposal	17 Realized Gain (Loss) on Disposal	18 Total Gain (Loss) on Disposal
	2 City	3 State					8 Unrealized Valuation Increase (Decrease)	9 Current Year's (Amortization) /Accretion	10 Current Year's Other- Than- Temporary Impairment Recognized	11 Capitalized Deferred Interest and Other	12 Total Change in Book Value (8+9-10+11)					
A271496	CHARLOTTE	NC		12/01/2022	04/17/2023							228,750	228,750			
A271518	RALEIGH	NC		01/06/2023	03/08/2023							252,000	252,000			
A271528	RALEIGH	NC		01/24/2023	03/15/2023							245,000	245,000			
A271532	CHARLOTTE	NC		01/23/2023	05/25/2023							142,375	142,375			
A271551	GARNER	NC		02/08/2023	05/08/2023							206,500	206,500			
A290092	SPARTANBURG	SC		11/18/2021	03/20/2023	77,300						77,300	77,300			
A303448	DECATUR	GA		09/28/2022	05/10/2023	160,650						160,650	160,650			
A303481	CARNESVILLE	GA		09/30/2022	03/28/2023	81,600						81,600	81,600			
A303536	COVINGTON	GA		12/01/2022	05/16/2023							49,385	49,385			
A303557	AUSTELL	GA		12/21/2022	03/09/2023							92,514	92,514			
A303565	VILLA RICA	GA		02/01/2023	04/27/2023							178,500	178,500			
A303566	JONESBORO	GA		12/22/2022	03/07/2023							113,900	113,900			
A303572	CANTON	GA		01/04/2023	04/24/2023							287,000	287,000			
A303580	GAINESVILLE	GA		01/27/2023	03/24/2023							124,950	124,950			
A303587	STONE MOUNTAIN	GA		02/21/2023	05/18/2023							204,000	204,000			
A303605	JACKSON	GA		03/13/2023	05/10/2023							53,550	53,550			
A303611	GAINESVILLE	GA		03/30/2023	05/19/2023							235,450	235,450			
A303618	MARIETTA	GA		04/21/2023	05/31/2023							246,500	246,500			
A321049	MERRITT ISLAND	FL		11/30/2021	04/18/2023	228,600						228,600	228,600			
A321455	JACKSONVILLE	FL		09/15/2022	04/21/2023	145,440						145,440	145,440			
A321487	HOLIDAY	FL		01/23/2023	04/10/2023							106,250	106,250			
A321616	PORT CHARLOTTE	FL		03/24/2023	05/22/2023							280,000	280,000			
A460292	NEW HAVEN	IN		01/23/2023	05/18/2023							63,750	63,750			
A460293	FORT WAYNE	IN		02/15/2023	05/11/2023							122,500	122,500			
A630584	INDEPENDENCE	MO		01/20/2023	03/22/2023							133,000	133,000			
A660105	LEAWOOD	KS		04/01/2022	05/23/2023	510,150						510,150	510,150			
A660125	SHAWNEE	KS		03/08/2023	05/25/2023							182,750	182,750			
A710045	MAUMELLE	AR		01/06/2023	05/24/2023							140,000	140,000			
A730186	OKLAHOMA CITY	OK		03/24/2023	04/25/2023							106,250	106,250			
A820005	GILLETTE	WY		09/30/2022	04/07/2023	231,750						231,750	231,750			
A850380	SOMERTON	AZ		11/09/2021	04/26/2023	217,500						217,500	217,500			
A850439	MESA	AZ		04/20/2022	03/20/2023	291,200						332,000	332,000			
A850508	MESA	AZ		01/31/2023	03/31/2023							142,400	142,400			
A880926	LAS VEGAS	NV		11/18/2021	05/02/2023	193,500						193,500	193,500			
A880934	LAS VEGAS	NV		12/01/2021	04/13/2023	225,000						225,000	225,000			
A881114	HENDERSON	NV		04/12/2022	03/24/2023	319,500						319,500	319,500			
A881275	BOULDER CITY	NV		12/02/2022	03/14/2023							171,000	171,000			
A881282	PAHRUMP	NV		12/30/2022	05/03/2023							162,270	162,270			
A881284	LAS VEGAS	NV		12/23/2022	04/03/2023							108,900	108,900			
A881285	PAHRUMP	NV		01/05/2023	04/28/2023							215,100	215,100			
A881303	LAS VEGAS	NV		03/06/2023	05/15/2023							216,750	216,750			
A918953	NEWPORT BEACH	CA		01/24/2022	05/23/2023	4,058,258						4,270,163	4,270,163			
A920183	CASTRO VALLEY	CA		04/29/2022	05/31/2023	1,015,500						1,251,405	1,251,405			
A920188	LOS ANGELES	CA		05/09/2022	04/05/2023	801,000						983,646	983,646			
A920223	SAN JOSE	CA		05/17/2022	04/07/2023	808,500						808,500	808,500			
A920247	BELLFLOWER	CA		12/01/2022	03/09/2023							454,500	454,500			
A920378	WEST HOLLYWOOD	CA		05/24/2022	05/09/2023	850,500						850,500	850,500			
A920846	SHERMAN OAKS	CA		09/01/2022	03/10/2023	1,183,450						1,376,250	1,376,250			
A920889	RIVERSIDE	CA		09/08/2022	03/17/2023	457,200						457,200	457,200			
A921130	QUARTZ HILL	CA		12/01/2022	03/29/2023							449,736	449,736			
A921182	SUNNYVALE	CA		12/07/2022	03/17/2023							1,096,500	1,096,500			

E02.6

STATEMENT AS OF JUNE 30, 2023 OF THE EAGLE LIFE INSURANCE COMPANY

SCHEDULE B - PART 3

Showing All Mortgage Loans DISPOSED, Transferred or Repaid During the Current Quarter

1 Loan Number	2 Location		4 Loan Type	5 Date Acquired	6 Disposal Date	7 Book Value/ Recorded Investment Excluding Accrued Interest Prior Year	8 Change in Book Value/Recorded Investment					14 Book Value/ Recorded Investment Excluding Accrued Interest on Disposal	15 Consid- eration	16 Foreign Exchange Gain (Loss) on Disposal	17 Realized Gain (Loss) on Disposal	18 Total Gain (Loss) on Disposal
	2 City	3 State					8 Unrealized Valuation Increase (Decrease)	9 Current Year's (Amortization) /Accretion	10 Current Year's Other- Than- Temporary Impairment Recognized	11 Capitalized Deferred Interest and Other	12 Total Change in Book Value (8+9-10+11)					
A921188	SAN JOSE	CA		12/29/2022	05/17/2023							909,000	909,000			
A921208	SUN VALLEY	CA		12/14/2022	03/14/2023							495,000	495,000			
A921221	HAWTHORNE	CA		12/14/2022	03/21/2023							486,015	486,015			
A921231	REDLANDS	CA		12/13/2022	04/21/2023							332,500	332,500			
A921232	ESCONDIDO	CA		12/13/2022	04/17/2023							560,000	560,000			
A921241	INGLEWOOD	CA		01/18/2023	05/05/2023							806,850	806,850			
A921257	APPLE VALLEY	CA		01/18/2023	05/09/2023							238,500	238,500			
A921270	HAWTHORNE	CA		01/24/2023	04/05/2023							871,250	871,250			
A921272	ENCINITAS	CA		01/03/2023	05/01/2023							787,500	787,500			
A921273	LA MESA	CA		12/30/2022	04/24/2023							671,650	671,650			
A921281	ESCONDIDO	CA		01/10/2023	04/12/2023							619,500	619,500			
A921283	SAN DIEGO	CA		01/19/2023	03/08/2023							586,942	586,942			
A921327	MENLO PARK	CA		02/10/2023	04/27/2023							2,550,000	2,550,000			
A921332	LOS ANGELES	CA		02/10/2023	03/30/2023							711,000	711,000			
A921341	LOS ANGELES	CA		02/10/2023	05/31/2023							2,340,000	2,340,000			
A921349	SAN DIEGO	CA		03/06/2023	05/25/2023							487,500	487,500			
A921365	OCEANSIDE	CA		02/14/2023	05/31/2023							468,750	468,750			
A921369	SAN DIEGO	CA		02/03/2023	04/20/2023							932,711	932,711			
A921371	HAYWARD	CA		02/14/2023	05/15/2023							475,000	475,000			
A921380	SAN JOSE	CA		02/15/2023	03/21/2023							641,750	641,750			
A921430	LANCASTER	CA		03/07/2023	05/23/2023							327,500	327,500			
A921432	SAN DIEGO	CA		03/16/2023	05/12/2023							943,881	943,881			
A921509	SAN DIEGO	CA		03/29/2023	05/19/2023							249,311	249,311			
A980165	KIRKLAND	WA		11/19/2021	05/24/2023	820,000						820,000	820,000			
A980180	KIRKLAND	WA		12/08/2021	03/13/2023	807,500						683,896	683,896			
A980240	CARNATION	WA		05/31/2022	03/03/2023	454,500						454,500	454,500			
AG1027	PIPESTONE	MN		10/14/2020	04/07/2023	786,059						786,059	786,059			
AG1028	PIPESTONE	MN		10/14/2020	04/07/2023	781,259						781,259	781,259			
P2009022959	CRANSTON	RI		11/10/2021	04/01/2023	402,002						384,886	384,886		(14,968)	(14,968)
P2009022967	SOUTHWEST RANCHES	FL		11/12/2021	04/01/2023	512,402		(65)			(65)	491,247	491,247		(19,086)	(19,086)
P2009022968	BRONX	NY		11/12/2021	04/01/2023	557,961		(55)			(55)	537,000	537,000		(20,742)	(20,742)
P2009023851	CARY	NC		04/06/2022	04/01/2023	247,441		(21)			(21)	238,365	238,365		(6,669)	(6,669)
P4220116049	FORT MYERS	FL		02/23/2022	05/01/2023	92,196		(19)			(19)	88,713	88,713		(2,932)	(2,932)
P4230228610	SAN ANTONIO	TX		03/01/2023	04/01/2023			(5)			(5)	115,000	115,000		(2,295)	(2,295)
P5220418018	NORTH ROYALTON	OH		05/09/2022	03/31/2023	109,786		(44)			(44)	102,889	102,889		(6,576)	(6,576)
P5221125924	CLIVE	IA		11/29/2022	03/01/2023			(4)			(4)	188,341	188,341			
R2004957891	CENTENNIAL	CO	R	06/03/2022	04/01/2023	585,588						585,588	585,588			
0199999. Mortgages closed by repayment						22,259,718		(264)			(264)	51,030,014	51,030,014		(75,620)	(75,620)
901882	EXTON	PA		01/23/2014		63,597						2,190	2,190			
901887	FORT WAYNE	IN		03/17/2014		177,643						6,179	6,179			
901916	CRANBURY	NJ		09/09/2014		163,845						21,799	21,799			
901933	CRANBURY	NJ		12/02/2014		416,935						12,711	12,711			
901942	READINGTON	NJ		12/23/2014		411,425						12,711	12,711			
901943	LOPATCONG TOWNSHIP/PH	NJ		12/23/2014		420,044						10,498	10,498			
901959	TUCSON	AZ		12/23/2014		97,315						2,936	2,936			
901969	MUKILTEO	WA		01/30/2015		279,189						8,362	8,362			
902004	LAS VEGAS	NV		05/14/2015		432,447						12,385	12,385			
902016	AUSTIN	TX		06/19/2015		438,031						12,333	12,333			
902022	WARREN	MI		06/17/2015		433,258						12,425	12,425			
902030	AUBURN	WA		06/25/2015		163,170						4,594	4,594			
902042	SOUTH BEND	IN		08/12/2015		242,931						20,788	20,788			

E02.7

STATEMENT AS OF JUNE 30, 2023 OF THE EAGLE LIFE INSURANCE COMPANY

SCHEDULE B - PART 3

Showing All Mortgage Loans DISPOSED, Transferred or Repaid During the Current Quarter

1 Loan Number	2 Location		4 Loan Type	5 Date Acquired	6 Disposal Date	7 Book Value/ Recorded Investment Excluding Accrued Interest Prior Year	8 Change in Book Value/Recorded Investment					14 Book Value/ Recorded Investment Excluding Accrued Interest on Disposal	15 Consid- eration	16 Foreign Exchange Gain (Loss) on Disposal	17 Realized Gain (Loss) on Disposal	18 Total Gain (Loss) on Disposal
	2 City	3 State					8 Unrealized Valuation Increase (Decrease)	9 Current Year's (Amortization) /Accretion	10 Current Year's Other- Than- Temporary Impairment Recognized	11 Capitalized Deferred Interest and Other	12 Total Change in Book Value (8+9-10+11)					
902066	SERLING HEIGHTS	MI		01/14/2016		369,264						16,272	16,272			
902117	TUCSON	AZ		05/19/2016		323,474						7,885	7,885			
902134	EAGAN	MN		07/01/2016		325,638						7,863	7,863			
902136	NEWINGTON	VA		11/01/2016		1,703,349						14,024	14,024			
902141	MENTOR	OH		08/22/2016		1,682,478						14,533	14,533			
902142	ARLINGTON	VA		09/01/2016		1,672,641						14,869	14,869			
902143	LAS VEGAS	NV		09/01/2016		1,686,368						14,399	14,399			
902147	BLACKLICK (COLUMBUS)	OH		10/03/2016		1,690,119						14,499	14,499			
902148	HARRISBURG	PA		09/30/2016		1,756,705						11,096	11,096			
902149	YORBA LINDA	CA		10/31/2016		1,682,419						14,770	14,770			
902150	JACKSONVILLE	FL		10/25/2016		1,438,863						26,259	26,259			
902151	CHESAPEAKE	VA		11/07/2016		1,687,421						14,720	14,720			
902152	BROWNSVILLE	TX		10/19/2016		1,433,997						26,595	26,595			
902154	CHARLOTTE	NC		10/05/2016		1,682,722						14,957	14,957			
902174	CYPRESS	CA		01/31/2017		1,791,271						6,818	6,818			
902354	KENNESAW	GA		01/30/2019		1,281,650						8,486	8,486			
902358	CEDAR PARK	TX		02/28/2019		1,285,004						8,444	8,444			
902363	DULUTH	GA		03/12/2019		1,282,804						8,729	8,729			
902367	INDIANAPOLIS	IN		04/22/2019		1,561,310						10,557	10,557			
902372	KNOXVILLE	TN		05/24/2019		1,566,570						10,388	10,388			
902375	SALT LAKE CITY	UT		04/30/2019		1,684,434						6,878	6,878			
902376	OCEANSIDE	CA		07/01/2019		1,638,637						6,718	6,718			
902381	CHICAGO	IL		08/14/2019		1,609,634						7,469	7,469			
902382	HOUSTON	TX		07/25/2019		1,593,184						8,644	8,644			
902385	TUKWILA	WA		07/24/2019		922,301						6,295	6,295			
902387	PEACHTREE CORNERS	GA		08/29/2019		1,574,019						10,464	10,464			
902389	BENSALEM	PA		09/04/2019		1,570,494						10,960	10,960			
902391	BENSALEM	PA		09/18/2019		1,572,292						10,824	10,824			
902393	ALBUQUERQUE	NM		09/27/2019		3,216,925						16,247	16,247			
902394	CREVE COEUR	MO		09/05/2019		1,569,590						11,028	11,028			
902395	MIDDLETON	WI		10/01/2019		2,826,856						14,555	14,555			
902398	COVINGTON	IA		09/12/2019		3,113,207						15,726	15,726			
902399	ARDEN HILLS	MN		09/26/2019		2,816,521						15,563	15,563			
902400	STERLING HEIGHTS	MI		10/08/2019		2,878,219						14,840	14,840			
902401	SACRAMENTO	CA		10/15/2019		3,107,711						16,510	16,510			
902403	WALDORF	MD		09/25/2019		2,757,614						20,249	20,249			
902409	SAN DIEGO	CA		11/14/2019		2,895,585						13,558	13,558			
902411	CHARLESTON	SC		11/05/2019		1,155,562						5,538	5,538			
902412	SAN ANTONIO	TX		11/14/2019		2,539,816						41,172	41,172			
902413	DOWNINGTON	PA		09/30/2019		2,753,524						20,677	20,677			
902414	COLORADO SPRINGS	CO		02/20/2020		1,867,963						12,752	12,752			
902415	LANSDALE	PA		09/30/2019		917,841						6,892	6,892			
902416	DENVER	CO		10/31/2019		2,823,670						15,130	15,130			
902417	INDIO	CA		11/21/2019		2,818,225						15,941	15,941			
902419	HOMEWOOD	AL		11/07/2019		2,808,961						17,085	17,085			
902420	LEAGUE CITY	TX		12/06/2019		1,856,778						13,213	13,213			
902422	ONTARIO	CA		12/12/2019		1,130,850						6,320	6,320			
902423	PLEASANTON	CA		12/12/2019		2,363,790						12,329	12,329			
902425	COLUMBUS	OH		12/10/2019		1,322,380						7,017	7,017			
902426	SPOKANE	WA		12/11/2019		1,416,111						7,579	7,579			
902427	EDEN PRAIRIE	MN		11/27/2019		3,000,000						14,330	14,330			

STATEMENT AS OF JUNE 30, 2023 OF THE EAGLE LIFE INSURANCE COMPANY

SCHEDULE B - PART 3

Showing All Mortgage Loans DISPOSED, Transferred or Repaid During the Current Quarter

1 Loan Number	2 Location		4 Loan Type	5 Date Acquired	6 Disposal Date	7 Book Value/ Recorded Investment Excluding Accrued Interest Prior Year	8 Change in Book Value/Recorded Investment					14 Book Value/ Recorded Investment Excluding Accrued Interest on Disposal	15 Consid- eration	16 Foreign Exchange Gain (Loss) on Disposal	17 Realized Gain (Loss) on Disposal	18 Total Gain (Loss) on Disposal
	2 City	3 State					8 Unrealized Valuation Increase (Decrease)	9 Current Year's (Amortization) /Accretion	10 Current Year's Other- Than- Temporary Impairment Recognized	11 Capitalized Deferred Interest and Other	12 Total Change in Book Value (8+9-10+11)					
902429	STILLWATER	NY		12/24/2019		2,846,358						13,965	13,965			
902430	CHICAGO	IL		12/19/2019		1,388,431						6,783	6,783			
902431	LAKEWOOD	NJ		12/19/2019		2,839,390						14,555	14,555			
902432	LAS VEGAS	NV		12/18/2019		926,635						6,666	6,666			
902436	ASHBURN	VA		12/30/2019		1,894,801						9,545	9,545			
902437	CHULA VISTA	CA		01/09/2020		948,920						4,757	4,757			
902440	ANN ARBOR	MI		01/21/2020		3,000,000						13,669	13,669			
902442	SAN JUAN CAPISTRANO	CA		12/23/2019		2,832,223						15,158	15,158			
902443	HUNTINGTON BEACH	CA		12/23/2019		2,832,223						15,158	15,158			
902444	RANCHO DOMINGUEZ	CA		12/23/2019		2,832,223						3,956	3,956			
902452	TAMPA	FL		01/29/2020		2,838,484						15,319	15,319			
902453	LUTHERVILLE-TIMONIUM	MD		01/31/2020		2,453,855						13,525	13,525			
902456	LAKEWOOD	CO		02/05/2020		1,900,643						9,542	9,542			
902457	AURORA	CO		02/14/2020		2,658,100						18,498	18,498			
902458	SACRAMENTO	CA		01/27/2020		2,368,880						12,191	12,191			
902461	ALBURN	WA		02/04/2020		1,674,327						12,070	12,070			
902462	KING OF PRUSSIA	PA		03/12/2020		1,378,550						22,031	22,031			
902463	ROWLETT	TX		02/13/2020		1,260,244						8,663	8,663			
902465	WEST DES MOINES	IA		02/26/2020		1,897,599						9,815	9,815			
902469	DARIEN	CT		03/19/2020		934,015						6,536	6,536			
902472	GRIMES	IA		04/09/2020		2,838,362						20,149	20,149			
902473	ROCKLIN	CA		04/09/2020		2,860,178						14,243	14,243			
902476	LAKE OSWEGO	OR		02/27/2020		1,857,305						13,809	13,809			
902477	ALBURN	WA		02/26/2020		1,439,411						10,702	10,702			
902479	CENTENNIAL	CO		04/01/2020		1,868,399						13,038	13,038			
902482	ST PETERSBURG	FL		05/12/2020		2,854,592						15,410	15,410			
902485	STERLING HEIGHTS	MI		04/30/2020		2,735,277						27,168	27,168			
902525	CHARLOTTE	NC		12/17/2020		1,959,858						11,257	11,257			
A918934	SANTA MONICA	CA		11/16/2021		1,706,124						287,106	287,106			
A980288	SEATTLE	WA		03/02/2023								696,000	696,000			
AG1035	WAPATO	WA		12/17/2020		2,716,409						39,184	39,184			
AG1036	BUHL	ID		02/03/2021		1,298,094						11,181	11,181			
AG1119	WAPATO	WA		03/29/2023								27,840	27,840			
P2002017883	LYNN	MA		03/04/2020		350,232		(45)			(45)	1,446	1,446			
P2007018556	FRIENDSWOOD	TX		07/30/2020		893,120		(215)			(215)	11,357	11,357			
P2007018564	JUPITER	FL		08/10/2020		552,666		(120)			(120)	2,101	2,101			
P2007018565	KINGWOOD	TX		08/19/2020		178,613		(37)			(37)	638	638			
P2008018575	TOMBALL	TX		08/25/2020		358,679		(69)			(69)	1,431	1,431			
P2008018580	COVENTRY	CT		09/16/2020		239,546		(45)			(45)	729	729			
P2008018581	MATTHEWS	NC		09/11/2020		473,801		(68)			(68)	1,766	1,766			
P2008018582	JACKSON	NJ		09/29/2020		216,746		(55)			(55)	897	897			
P2008802568	WINNETKA	CA		08/01/2020		679,434		(95)			(95)	2,509	2,509			
P2008802569	LOS ANGELES	CA		08/13/2020		1,105,714		(63)			(63)	2,400	2,400			
P2008802570	OAKLAND	CA		08/01/2020		453,633		(50)			(50)					
P2009018595	CHALFONT	PA		09/23/2020		726,077		(166)			(166)	2,512	2,512			
P2009018601	GARLAND	TX		09/30/2020		122,536		(451)			(451)	18,541	18,541			
P2009020007	LAGUNA HILLS	CA		09/22/2020		2,083,982		(82)			(82)	1,218	1,218			
P2009020008	OAKLAND	CA		10/03/2020		763,926						540	540			
P2009020011	SEBRING	FL		10/01/2020		168,341		(45)			(45)	568	568			
P2009020013	CRESTLINE	CA		09/30/2020		226,995		(66)			(66)	865	865			
P2009020014	ROCHESTER HILLS	MI		10/02/2020		1,199,176		(328)			(328)	5,879	5,879			

STATEMENT AS OF JUNE 30, 2023 OF THE EAGLE LIFE INSURANCE COMPANY

SCHEDULE B - PART 3

Showing All Mortgage Loans DISPOSED, Transferred or Repaid During the Current Quarter

1 Loan Number	Location		4 Loan Type	5 Date Acquired	6 Disposal Date	7 Book Value/ Recorded Investment Excluding Accrued Interest Prior Year	Change in Book Value/Recorded Investment					14 Book Value/ Recorded Investment Excluding Accrued Interest on Disposal	15 Consid- eration	16 Foreign Exchange Gain (Loss) on Disposal	17 Realized Gain (Loss) on Disposal	18 Total Gain (Loss) on Disposal
	2 City	3 State					8 Unrealized Valuation Increase (Decrease)	9 Current Year's (Amortization) /Accretion	10 Current Year's Other- Than- Temporary Impairment Recognized	11 Capitalized Deferred Interest and Other	12 Total Change in Book Value (8+9-10+11)					
P2009020019	DENISON	TX		10/02/2020		1,502,027		(409)			(409)	5,186	5,186			
P2009020023	BRYANT	AR		10/06/2020		224,629		(64)			(64)	838	838			
P2009020030	MESA	AZ		10/09/2020		339,784		(98)			(98)	1,295	1,295			
P2009020032	EDGEWATER	NJ		10/29/2020		1,122,010		(301)			(301)	4,616	4,616			
P2009020036	LOS ALAMITOS	CA		10/07/2020		814,920		(103)			(103)	1,282	1,282			
P2009020046	KISSIMEE	FL		10/23/2020		452,353		(110)			(110)	4,708	4,708			
P2009020047	EATON RAPIDS	MI		10/15/2020		191,859		(42)			(42)	619	619			
P2009020050	CROSSLAKE	MIN.		10/30/2020		734,401		(190)			(190)	9,445	9,445			
P2009020051	VISTA	CA		10/27/2020		583,665		(117)			(117)	2,150	2,150			
P2009020052	PORT ORANGE	FL		10/30/2020		522,400		(153)			(153)	1,928	1,928			
P2009020146	PEORIA	AZ		10/27/2020		221,983		(73)			(73)	730	730			
P2009020148	CHAMPIONS GATE	FL		10/26/2020		207,331		(58)			(58)	590	590			
P2009020149	THE WOODLANDS	TX		10/30/2020		745,863						3,878	3,878			
P2009020151	HAPEVILLE	GA		11/06/2020		322,926		(77)			(77)	1,204	1,204			
P2009020181	LOS ANGELES	CA		11/12/2020		906,963						3,119	3,119			
P2009022924	TAMPA	FL		11/09/2021		169,984		(65)			(65)	1,182	1,182			
P2009022925	HOLBROOK	NY		11/01/2021		322,633		(125)			(125)	1,188	1,188			
P2009022926	SKILLMAN	NJ		11/03/2021		1,010,488		(384)			(384)	3,639	3,639			
P2009022927	ARLINGTON	TX		11/01/2021		288,019		(118)			(118)	1,157	1,157			
P2009022928	ELMONT	NY		11/04/2021		306,513		(130)			(130)	1,312	1,312			
P2009022929	CLAY	NY		11/02/2021		265,813		(102)			(102)	973	973			
P2009022930	COVINGTON	GA		11/01/2021		158,381		(67)			(67)	1,075	1,075			
P2009022931	YONKERS	NY		11/03/2021		607,804		(235)			(235)	5,216	5,216			
P2009022932	CEDARHURST	NY		11/03/2021		1,027,882		(418)			(418)	4,106	4,106			
P2009022934	MONTEBELLO	CA		11/01/2021		204,973		(81)			(81)	784	784			
P2009022935	LONG BEACH	CA		11/12/2021		788,117		(307)			(307)	2,949	2,949			
P2009022936	ROSEMEAD	CA		11/22/2021		602,182		(231)			(231)	2,205	2,205			
P2009022937	ALBANY	NY		11/03/2021		197,277		(78)			(78)	755	755			
P2009022939	HOLLIS	NY		11/01/2021		436,880		(158)			(158)	1,464	1,464			
P2009022940	VALLEY STREAM	NY		11/05/2021		471,882		(179)			(179)	1,690	1,690			
P2009022941	JACKSON HEIGHTS	NY		11/04/2021		61,884		(263)			(263)	16,186	16,186			
P2009022942	STATEN ISLAND	NY		11/05/2021		562,155		(213)			(213)	2,013	2,013			
P2009022943	KEY WEST	FL		11/01/2021		564,063		(209)			(209)	1,246	1,246			
P2009022944	CLEBURNE	TX		11/04/2021		226,941						1,493	1,493			
P2009022945	FLUSHING	NY		11/05/2021		769,605		(287)			(287)	2,696	2,696			
P2009022946	BERWYN	IL		11/03/2021		208,432		(89)			(89)	3,418	3,418			
P2009022947	VILLA PARK	IL		11/05/2021		197,019		(74)			(74)	690	690			
P2009022948	NUTLEY	NJ		11/05/2021		376,136		(157)			(157)	1,568	1,568			
P2009022949	PHILADELPHIA	PA		11/05/2021		146,592		(60)			(60)	2,061	2,061			
P2009022950	CHARLOTTE	NC		11/04/2021		439,055		(166)			(166)	1,572	1,572			
P2009022951	STOCKTON	CA		11/08/2021		298,261		(113)			(113)	1,069	1,069			
P2009022952	TACOMA	WA		11/09/2021		257,788		(108)			(108)	1,384	1,384			
P2009022953	HOLLYWOOD	FL		11/09/2021		484,555		(186)			(186)	1,774	1,774			
P2009022954	PORT SAINT LUCIE	FL		11/09/2021		151,914		(56)			(56)	521	521			
P2009022955	CEDAR KNOLLS	NJ		11/09/2021		328,266		(126)			(126)	1,191	1,191			
P2009022956	VERONA	NJ		11/09/2021		323,343		(196)			(196)	10,814	10,814			
P2009022957	BOYERTOWN	PA		11/09/2021		107,712		(41)			(41)	386	386			
P2009022958	JACKSONVILLE	FL		11/10/2021		215,152		(86)			(86)	841	841			
P2009022961	NEW HYDE PARK	NY		11/10/2021		749,433		(296)			(296)	3,069	3,069			
P2009022963	QUEENS VILLAGE	NY		11/10/2021		539,136		(219)			(219)	2,154	2,154			
P2009022964	GARDEN CITY	NY		11/10/2021		969,554		(352)			(352)	3,249	3,249			

STATEMENT AS OF JUNE 30, 2023 OF THE EAGLE LIFE INSURANCE COMPANY

SCHEDULE B - PART 3

Showing All Mortgage Loans DISPOSED, Transferred or Repaid During the Current Quarter

1 Loan Number	2 Location		4 Loan Type	5 Date Acquired	6 Disposal Date	7 Book Value/ Recorded Investment Excluding Accrued Interest Prior Year	8 Change in Book Value/Recorded Investment					14 Book Value/ Recorded Investment Excluding Accrued Interest on Disposal	15 Consid- eration	16 Foreign Exchange Gain (Loss) on Disposal	17 Realized Gain (Loss) on Disposal	18 Total Gain (Loss) on Disposal
	2 City	3 State					8 Unrealized Valuation Increase (Decrease)	9 Current Year's (Amortization) /Accretion	10 Current Year's Other- Than- Temporary Impairment Recognized	11 Capitalized Deferred Interest and Other	12 Total Change in Book Value (8+9-10+11)					
P2009022965	GERMANTOWN	MD		11/10/2021		344,154		(133)			(133)	1,519	1,519			
P2009022966	AVENTURA	FL		11/12/2021		634,196		(227)			(227)	2,078	2,078			
P2009022971	FISHERS	IN		11/12/2021		307,654		(119)			(119)	2,886	2,886			
P2009022973	STATEN ISLAND	NY		11/12/2021		426,525		(221)			(221)	9,085	9,085			
P2009022974	PISCATAWAY	NJ		11/12/2021		426,745		(162)			(162)	2,033	2,033			
P2009022975	MIAMI GARDENS	FL		11/12/2021		241,891		(91)			(91)	1,339	1,339			
P2009022976	BETHESDA	MD		11/12/2021		974,539		(369)			(369)	3,490	3,490			
P2009022977	BRONX	NY		11/15/2021		425,319		(168)			(168)	1,627	1,627			
P2009022978	HONOLULU	HI		11/15/2021		786,381		(322)			(322)	4,509	4,509			
P2009022979	LOWER LAKE	CA		11/15/2021		748,845		(287)			(287)	2,287	2,287			
P2009022980	BURLINGTON	MA		11/15/2021		1,122,518		(456)			(456)	4,484	4,484			
P2009022981	WOODSTOCK	NY		11/15/2021		526,410		(196)			(196)	1,844	1,844			
P2009022982	YONKERS	NY		11/15/2021		600,148		(238)			(238)	4,041	4,041			
P2009022983	ANAHEIM	CA		11/15/2021		443,973		(178)			(178)	2,299	2,299			
P2009022984	HOLTSVILLE	NY		11/15/2021		323,444		(122)			(122)	1,158	1,158			
P2009022985	STOUGHTON	MA		11/15/2021		492,247		(189)			(189)	1,802	1,802			
P2009022986	KISSIMMEE	FL		11/16/2021		358,818		(140)			(140)	1,343	1,343			
P2009022987	EASTON	PA		11/16/2021		168,423		(69)			(69)	687	687			
P2009022988	EASTON	PA		11/16/2021		170,764		(73)			(73)	716	716			
P2009022990	MIRAMAR	FL		11/16/2021		607,105		(233)			(233)	2,223	2,223			
P2009022991	MIAMI	FL		11/16/2021		241,275		(91)			(91)	864	864			
P2009022992	MIDDLETOWN	NY		11/16/2021		401,148		(152)			(152)	1,445	1,445			
P2009022993	MAYS LANDING	NJ		11/16/2021		183,596		(74)			(74)	718	718			
P2009022994	BREWSTER	NY		11/16/2021		333,075		(132)			(132)	1,250	1,250			
P2009022995	QUEENSBURY	NY		11/17/2021		243,254		(302)			(302)	10,434	10,434			
P2009022996	DEMAREST	NJ		11/17/2021		2,213,384		(826)			(826)	7,754	7,754			
P2009022997	WAYNE	NJ		11/17/2021		257,894		(95)			(95)	884	884			
P2009022998	YONKERS	NY		11/17/2021		573,739		(261)			(261)	26,105	26,105			
P2009022999	WHEATLEY HEIGHTS	NY		11/17/2021		419,313		(168)			(168)	1,631	1,631			
P2009023000	LAKE GROVE	NY		11/18/2021		622,916		(250)			(250)	2,435	2,435			
P2009023001	CATHEDRAL CITY	CA		11/18/2021		323,037		(124)			(124)	1,183	1,183			
P2009023002	JAMAICA	NY		11/18/2021		610,519		(245)			(245)	2,387	2,387			
P2009023003	LEXINGTON	MA		11/18/2021		1,901,963		(721)			(721)	6,850	6,850			
P2009023004	PFAMTOWN	NC		11/18/2021		264,330		(106)			(106)	1,033	1,033			
P2009023005	HOUSTON	TX		11/18/2021		172,194		(64)			(64)	404	404			
P2009023006	KISSIMMEE	FL		11/19/2021		328,621		(123)			(123)	1,151	1,151			
P2009023007	GRASS VALLEY	CA		11/19/2021		164,031		(64)			(64)	614	614			
P2009023008	LYNNFIELD	MA		11/19/2021		411,212		(160)			(160)	1,547	1,547			
P2009023009	FUQUAY VARINA	NC		11/19/2021		275,532		(106)			(106)	1,014	1,014			
P2009023010	NEW YORK	NY		11/19/2021		890,690		(332)			(332)	3,120	3,120			
P2009023011	PROVIDENCE	RI		11/19/2021		236,151		(90)			(90)	560	560			
P2009023012	NUTLEY	NJ		11/19/2021		479,323		(195)			(195)	1,915	1,915			
P2009023013	BRONX	NY		11/19/2021		617,550		(234)			(234)	2,212	2,212			
P2009023014	NAZARETH	PA		11/22/2021		148,704		(161)			(161)	1,906	1,906			
P2009023015	JAMAICA	NY		11/22/2021		412,797		(1,388)			(1,388)	135,825	135,825			
P2009023016	HICKSVILLE	NY		11/02/2021		840,117		(337)			(337)	3,284	3,284			
P2009023017	PUNTA GORDA	FL		11/23/2021		236,589		(96)			(96)	945	945			
P2009023018	MCHENRY	MD		11/24/2021		136,307		(54)			(54)	521	521			
P2009023019	BROOKLYN	NY		11/24/2021		1,134,370		(431)			(431)	4,103	4,103			
P2009023021	GLENOLDEN	PA		11/24/2021		267,671		(282)			(282)	3,278	3,278			
P2009023023	RIVIERA BEACH	FL		11/29/2021		129,218		(49)			(49)	463	463			

STATEMENT AS OF JUNE 30, 2023 OF THE EAGLE LIFE INSURANCE COMPANY

SCHEDULE B - PART 3

Showing All Mortgage Loans DISPOSED, Transferred or Repaid During the Current Quarter

1 Loan Number	2 Location		4 Loan Type	5 Date Acquired	6 Disposal Date	7 Book Value/ Recorded Investment Excluding Accrued Interest Prior Year	8 Change in Book Value/Recorded Investment					14 Book Value/ Recorded Investment Excluding Accrued Interest on Disposal	15 Consid- eration	16 Foreign Exchange Gain (Loss) on Disposal	17 Realized Gain (Loss) on Disposal	18 Total Gain (Loss) on Disposal
	2 City	3 State					8 Unrealized Valuation Increase (Decrease)	9 Current Year's (Amortization) /Accretion	10 Current Year's Other- Than- Temporary Impairment Recognized	11 Capitalized Deferred Interest and Other	12 Total Change in Book Value (8+9-10+11)					
P2009023024	WINTER GARDEN	FL		11/29/2021		471,384		(515)			(515)	6,125	6,125			
P2009023025	VILAS	NC		11/30/2021		560,103		(212)			(212)	2,006	2,006			
P2009023026	CENTER MORICHES	NY		11/30/2021		1,532,664		(597)			(597)	5,736	5,736			
P2009023353	PLAINFIELD	NJ		02/14/2022		338,781		(170)			(170)	1,139	1,139			
P2009023357	ZEBULON	NC		02/16/2022		198,965		(92)			(92)	419	419			
P2009023373	SUGAR GROVE	IL		02/11/2022		187,182		(77)			(77)	449	449			
P2009023375	IRVINGTON	NJ		02/03/2022		275,708		(122)			(122)	612	612			
P2009023407	WOODBRIIDGE	VA		02/03/2022		373,111		(188)			(188)	1,056	1,056			
P2009023422	DELANO	CA		02/08/2022		430,738		(120)			(120)	1,244	1,244			
P2009023442	EAST HADDAM	CT		02/16/2022		252,381		(117)			(117)	630	630			
P2009023445	SOUTHINGTON	CT		02/16/2022		318,632		(146)			(146)	4,460	4,460			
P2009023448	LAS VEGAS	NV		02/17/2022		220,333		(129)			(129)	661	661			
P2009023449	ODESSA	TX		02/03/2022		172,414		(92)			(92)	1,644	1,644			
P2009023456	SAN MARCOS	CA		02/04/2022		497,176		(87)			(87)	2,456	2,456			
P2009023462	GILLETTE	NJ		02/09/2022		313,703		(91)			(91)	1,140	1,140			
P2009023471	BRANDYWINE	MD		02/14/2022		241,246		(115)			(115)	744	744			
P2009023478	DANBURY	CT		02/09/2022		287,649		(118)			(118)	982	982			
P2009023486	CHARLOTTE	NC		02/15/2022		372,741		(193)			(193)	882	882			
P2009023488	LADSON	SC		02/14/2022		232,605		(133)			(133)	2,310	2,310			
P2009023491	NORWALK	CA		02/04/2022		561,202		(118)			(118)	2,591	2,591			
P2009023510	TOMBALL	TX		02/11/2022		269,976		(101)			(101)	1,191	1,191			
P2009023524	WILTON	CA		02/09/2022		545,452		(154)			(154)	2,033	2,033			
P2009023532	MIAMI	FL		02/14/2022		339,371		(93)			(93)	1,028	1,028			
P2009023543	WEST HAVEN	CT		02/15/2022		240,292		(125)			(125)	527	527			
P2009023569	WENDELL	NC		04/22/2022		327,127		(136)			(136)	823	823			
P2009023606	ORLANDO	FL		04/14/2022		225,819		(103)			(103)	615	615			
P2009023646	WALDORF	MD		04/11/2022		316,121		(132)			(132)	1,185	1,185			
P2009023851	CARY	NC		04/06/2022								1,017	1,017			
P2009023859	SEASIDE HEIGHTS	NJ		04/06/2022		308,209		(122)			(122)	1,477	1,477			
P2009023863	HUNTINGTON BEACH	CA		03/23/2022		1,069,831		(284)			(284)	3,876	3,876			
P2009023897	SACRAMENTO	CA		04/08/2022		605,798		(251)			(251)	1,520	1,520			
P2009024024	SALINAS	CA		04/13/2022		603,025		(184)			(184)	1,482	1,482			
P2009024035	CHICAGO	IL		04/21/2022		234,215		(77)			(77)	560	560			
P2009024039	WALDORF	MD		04/13/2022		344,500		(87)			(87)	3,256	3,256			
P2009024048	BALTIMORE	MD		04/11/2022		203,816		(60)			(60)	535	535			
P2009024069	SUMMERVILLE	SC		04/22/2022		260,599		(108)			(108)	543	543			
P2009024116	NEWARK	NJ		04/19/2022		432,822		(172)			(172)	1,025	1,025			
P2009024252	MODESTO	CA		04/18/2022		493,767		(184)			(184)	1,579	1,579			
P2009024255	FAIRFIELD	CA		04/14/2022		755,866		(277)			(277)	1,232	1,232			
P2009025084	WAKE FOREST	NC		10/17/2022				(98)			(98)	898	898			
P2009025166	INGLEWOOD	CA		10/27/2022				(38)			(38)	286	286			
P2009025231	HAMILTON	NJ		12/09/2022				(33)			(33)	300	300			
P2009025245	FREDERICKSBURG	VA		11/15/2022				(11)			(11)	540	540			
P2009025335	SANTA BARBARA	CA		12/16/2022				(204)			(204)	14,841	14,841			
P2009025354	BOCA RATON	FL		01/13/2023				(119)			(119)	552	552			
P2009025395	BAXLEY	GA		01/26/2023				(21)			(21)	140	140			
P2009025409	HOWELL	NJ		01/31/2023				(80)			(80)	352	352			
P2009025418	WOODBRIIDGE	VA		02/03/2023				(71)			(71)	469	469			
P2009025423	BLUE RIDGE	GA		01/30/2023				(46)			(46)	1,453	1,453			
P2009025427	ANNANDALE	VA		01/27/2023				(91)			(91)	410	410			
P2009025431	MATTHEWS	NC		01/31/2023				(46)			(46)	1,713	1,713			

STATEMENT AS OF JUNE 30, 2023 OF THE EAGLE LIFE INSURANCE COMPANY

SCHEDULE B - PART 3

Showing All Mortgage Loans DISPOSED, Transferred or Repaid During the Current Quarter

1 Loan Number	2 Location		4 Loan Type	5 Date Acquired	6 Disposal Date	7 Book Value/ Recorded Investment Excluding Accrued Interest Prior Year	8 Change in Book Value/Recorded Investment					14 Book Value/ Recorded Investment Excluding Accrued Interest on Disposal	15 Consid- eration	16 Foreign Exchange Gain (Loss) on Disposal	17 Realized Gain (Loss) on Disposal	18 Total Gain (Loss) on Disposal
	2 City	3 State					8 Unrealized Valuation Increase (Decrease)	9 Current Year's (Amortization) /Accretion	10 Current Year's Other- Than- Temporary Impairment Recognized	11 Capitalized Deferred Interest and Other	12 Total Change in Book Value (8+9-10+11)					
P2009025436	PENNSAUKEN	NJ		01/27/2023				(52)			(52)		338			
P2009025438	WALDORF	MD		02/10/2023				(50)			(50)		209			
P2009025442	WEST HAVEN	CT		01/30/2023									1,981			
P2009025444	BETHESDA	MD		01/31/2023				(30)			(30)		239			
P2009025449	HARLEYSVILLE	PA		02/02/2023				(123)			(123)		1,854			
P2010802584	COVENTRY	CT		10/09/2020		336,387		(78)			(78)		1,209			
P2010802586	MILFORD	PA		10/20/2020		174,746		(331)			(331)		31,975			
P2010802588	BALTIMORE	MD		10/27/2020		94,843		(36)			(36)		1,422			
P2010880039	WEST HILLS	CA		09/22/2020		449,553		(514)			(514)		11,413			
P2010880043	NAPLES	FL		09/30/2020		289,579		(144)			(144)		1,065			
P2010880046	STUDIO CITY	CA		09/25/2020		326,912		(148)			(148)		1,034			
P2010880050	SAN BERNARDINO	CA		09/29/2020		402,473		(203)			(203)		1,421			
P2010880052	PLANT CITY	FL		09/25/2020		242,235		(137)			(137)		1,388			
P2010880053	KENNEWICK	WA		09/25/2020		204,028		(87)			(87)		591			
P2010880056	COLORADO SPRINGS	CO		09/28/2020		152,409		(79)			(79)		595			
P2010880058	SACRAMENTO	CA		10/01/2020		260,665		(132)			(132)		941			
P2010880061	DAWSONVILLE	GA		10/05/2020		329,490		(157)			(157)		1,135			
P2010880063	BROOKSVILLE	FL		09/23/2020		223,621		(109)			(109)		1,535			
P2010880068	HALLANDALE BEACH	FL		09/25/2020		183,885		(88)			(88)		634			
P2010880069	WHITE PLAINS	MD		09/23/2020		345,486		(141)			(141)		614			
P2010880071	SAN PABLO	CA		09/25/2020		349,705		(156)			(156)		1,082			
P2010880072	RICHMOND	CA		09/25/2020		377,682		(169)			(169)		1,169			
P2010880073	RICHMOND	CA		09/25/2020		536,214		(239)			(239)		1,660			
P2010880074	RICHMOND	CA		09/25/2020		492,252		(220)			(220)		1,524			
P4210914008	PAROWAN	UT		02/08/2022		275,640		(67)			(67)		1,202			
P4211215407	MAULDIN	SC		03/08/2022		116,326		(39)			(39)		993			
P4211215636	TAMARAC	FL		02/24/2022		89,300		(6)			(6)		247			
P4211215655	DETROIT	MI		02/23/2022		265,155		(81)			(81)		584			
P4220115771	WINTER HAVEN	FL		02/08/2022		282,962		(65)			(65)		1,182			
P4220115791	SANTA ROSA BEACH	FL		02/25/2022		876,796		(309)			(309)		2,717			
P4220115846	STERLING HEIGHTS	MI		02/24/2022		252,337		(56)			(56)		903			
P4220115875	LAUREL	MD		02/28/2022		130,222		(57)			(57)		531			
P4220115966	ARVADA	CO		03/01/2022		1,026,392		(205)			(205)		7,354			
P4220115975	LITCHFIELD PARK	AZ		02/24/2022		445,795		(186)			(186)		2,906			
P4220116028	INDIAN LAND	SC		03/07/2022		757,027		(193)			(193)		3,070			
P4220116049	FORT MYERS	FL		02/23/2022									203			
P4220116067	ST. CLOUD	FL		02/23/2022		297,027		(10)			(10)		1,239			
P4220116072	BRADENTON	FL		02/25/2022		408,053		(244)			(244)		2,894			
P4220116112	LAKELAND	FL		02/25/2022		267,034		(100)			(100)		1,643			
P4220216215	MIAMI	FL		02/28/2022		239,676		(104)			(104)		678			
P4220216230	BRECKENRIDGE	CO		03/07/2022		496,963							200			
P4220216231	SAN ANTONIO	TX		02/28/2022		287,676		(38)			(38)		1,267			
P4220216265	ALBUQUERQUE	NM		03/03/2022		241,936		(94)			(94)		892			
P4220216799	BAKER	FL		05/02/2022		360,662		(153)			(153)		484			
P4220317395	SPRING LAKE	NJ		05/10/2022		2,543,267		(568)			(568)		8,944			
P4220417855	COMMERCE CITY	CO		04/29/2022		475,569		(121)			(121)		1,359			
P4220417940	LEXINGTON	SC		05/16/2022		322,234		(71)			(71)		1,289			
P4220418069	BETHLEHEM	PA		04/29/2022		182,348		(78)			(78)		371			
P4220418136	COLORADO SPRINGS	CO		05/16/2022		702,825		(173)			(173)		2,046			
P4220923514	WEST PALM BEACH	FL		11/07/2022				(2)			(2)		187			
P4221025138	EUTAW	AL		02/14/2023				(27)			(27)		246			

STATEMENT AS OF JUNE 30, 2023 OF THE EAGLE LIFE INSURANCE COMPANY

SCHEDULE B - PART 3

Showing All Mortgage Loans DISPOSED, Transferred or Repaid During the Current Quarter

1 Loan Number	2 Location		4 Loan Type	5 Date Acquired	6 Disposal Date	7 Book Value/ Recorded Investment Excluding Accrued Interest Prior Year	8 Change in Book Value/Recorded Investment					14 Book Value/ Recorded Investment Excluding Accrued Interest on Disposal	15 Consid- eration	16 Foreign Exchange Gain (Loss) on Disposal	17 Realized Gain (Loss) on Disposal	18 Total Gain (Loss) on Disposal	
	2 City	3 State					8 Unrealized Valuation Increase (Decrease)	9 Current Year's (Amortization) /Accretion	10 Current Year's Other- Than- Temporary Impairment Recognized	11 Capitalized Deferred Interest and Other	12 Total Change in Book Value (8+9-10+11)						13 Total Foreign Exchange Change in Book Value
P4221025291	WELLINGTON	FL		12/12/2022							(83)			1,001	1,001		
P4221025318	CLARKSVILLE	TN		11/30/2022							(41)			609	609		
P4221125531	WOODBURY	IN		11/30/2022							(84)			6,801	6,801		
P4221125674	JACKSONVILLE	NC		12/08/2022							(25)			127	127		
P4221126368	FOREST	VA		12/15/2022							(107)			654	654		
P4221226454	AUSTIN	TX		02/28/2023										3,027	3,027		
P4221226462	SHELBY TOWNSHIP	MI		02/23/2023							(75)			563	563		
P4221226739	ENGLEWOOD	FL		01/12/2023							(2)			502	502		
P4221226894	LEBANON	OR		02/21/2023							(27)			360	360		
P4221227030	FRESNO	CA		02/16/2023							(37)			203	203		
P4230127367	OCALA	FL		02/24/2023							(32)			221	221		
P4230127405	GULF SHORES	AL		01/30/2023							(58)			366	366		
P4230127463	SILVER SPRING	MD		02/03/2023										285	285		
P4230127644	DALLAS	TX		02/07/2023							(15)			199	199		
P4230127768	CLAREMONT	NC		02/16/2023							(26)			370	370		
P4230127807	ATHOL	ID		02/21/2023							(231)			1,547	1,547		
P4230127895	EDINBURG	VA		02/27/2023							(33)			875	875		
P4230128000	HOUSTON	TX		02/09/2023							(20)			743	743		
P4230128062	BOYNTON BEACH	FL		02/22/2023							(18)			1,239	1,239		
P4230128144	SEMINOLE	FL		02/28/2023							(153)			666	666		
P4230128180	STUART	FL		02/27/2023							(67)			357	357		
P4230128215	ROYAL PALM BEACH	FL		02/27/2023							(203)			1,297	1,297		
P4230128300	WILLIAMS	CA		02/24/2023							(29)			182	182		
P4230128498	FORT WORTH	TX		02/24/2023							(11)			435	435		
P4230128511	APPLE VALLEY	CA		02/17/2023							(53)			6,550	6,550		
P4230228575	SEATAC	WA		02/22/2023							(109)			614	614		
P4230228607	SAN ANTONIO	TX		03/01/2023							(17)			65	65		
P4230228702	CANDLER	NC		02/27/2023							(33)			275	275		
P4230228911	SCOTTSDALE	AZ		03/06/2023							(45)			307	307		
P4230229100	NASHVILLE	TN		02/24/2023							(300)			1,791,014	1,791,014		
P4230229220	SOUTHFIELD	MI		03/03/2023							(25)			374	374		
P4230229372	AURORA	CO		03/06/2023							(102)			491	491		
P5210813515	VASHON	WA		02/01/2022		712,634					(146)			3,191	3,191		
P5210914025	SCOTTSDALE	AZ		01/14/2022		439,105					(187)			1,382	1,382		
P5210914057	NEWTON	NC		01/19/2022		169,222					(89)			50,019	50,019		
P5211114883	PORT NECHES	TX		02/01/2022		471,003					(189)			1,554	1,554		
P5211115202	SURPRISE	AZ		02/21/2022		428,549					58			1,774	1,774		
P5211115209	RIVERVIEW	FL		02/23/2022		456,418					(220)			1,790	1,790		
P5220115873	WINCHESTER	CA		02/15/2022		264,150					(82)			1,175	1,175		
P5220115939	SCOTTSDALE	AZ		02/22/2022		2,336,616					(1,042)			10,855	10,855		
P5220115994	MONTEVALLO	AL		04/25/2022		204,582					64			2,790	2,790		
P5220116092	MALVERN	AR		02/11/2022		364,911					(142)			992	992		
P5220116108	ROCKVILLE	IN		02/25/2022		313,150					(147)			995	995		
P5220116152	TAMPA	FL		02/28/2022		531,300					(215)			2,826	2,826		
P5220116192	BENTONVILLE	AR		02/14/2022		397,955					(148)			1,841	1,841		
P5220216212	MADISON	TN		02/25/2022		146,566					(61)			845	845		
P5220216245	SAN DIEGO	CA		02/25/2022		834,093					(426)			2,234	2,234		
P5220216422	ACWORTH	GA		02/22/2022		396,512					(190)			2,900	2,900		
P5220216781	GROVE CITY	OH		04/25/2022		220,074					(63)			756	756		
P5220316858	WACO	TX		04/19/2022		145,147					(57)			313	313		
P5220317292	CORONA DEL MAR	CA		04/14/2022		1,072,794					(581)			3,208	3,208		

E02.14

STATEMENT AS OF JUNE 30, 2023 OF THE EAGLE LIFE INSURANCE COMPANY

SCHEDULE B - PART 3

Showing All Mortgage Loans DISPOSED, Transferred or Repaid During the Current Quarter

1 Loan Number	2 Location		4 Loan Type	5 Date Acquired	6 Disposal Date	7 Book Value/ Recorded Investment Excluding Accrued Interest Prior Year	Change in Book Value/Recorded Investment					14 Book Value/ Recorded Investment Excluding Accrued Interest on Disposal	15 Consid- eration	16 Foreign Exchange Gain (Loss) on Disposal	17 Realized Gain (Loss) on Disposal	18 Total Gain (Loss) on Disposal
	2 City	3 State					8 Unrealized Valuation Increase (Decrease)	9 Current Year's (Amortization) /Accretion	10 Current Year's Other- Than- Temporary Impairment Recognized	11 Capitalized Deferred Interest and Other	12 Total Change in Book Value (8+9-10+11)					
P5220317719	LAKE ELSINORE	CA		04/29/2022		381,242		(28)			(28)	1,113				1,113
P5220418300	NEW CANEY	TX		05/04/2022		279,026		(92)			(92)	585				585
P5220923137	NOLANSVILLE	TN		12/14/2022				(78)			(78)	2,730				2,730
P5220923637	NAPLES	FL		11/23/2022				(125)			(125)	1,426				1,426
P5221024348	OVERLAND PARK	KS		11/29/2022				(120)			(120)	2,569				2,569
P5221024520	EVANS	CO		12/13/2022				(47)			(47)	311				311
P5221024724	REHOBOTH BEACH	DE		08/23/2022				(35)			(35)	816				816
P5221024834	MIAMI	FL		11/23/2022				(20)			(20)	273				273
P5221025301	KILL DEVIL HILLS	NC		12/14/2022				(65)			(65)	446				446
P5221025313	LAS VEGAS	NV		11/07/2022				(55)			(55)	357				357
P5221125351	HIALEAH	FL		11/30/2022				(43)			(43)	710				710
P5221125483	SAVAGE	MINN		11/30/2022				(13)			(13)	817				817
P5221125775	SAINT CLOUD	FL		12/13/2022				(26)			(26)	150				150
P5221125843	SAN ANTONIO	TX		12/02/2022				(50)			(50)	803				803
P5221126155	DUNWOODY	GA		12/15/2022				(106)			(106)	807				807
P5221226470	LEHIGH ACRES	FL		01/23/2023				(117)			(117)	586				586
P5221226574	TARPOON SPRINGS	FL		12/12/2022				(107)			(107)	615				615
P5221226755	NEWMAN	GA		02/14/2023				(49)			(49)	205				205
P5221226767	KERNVILLE	CA		12/16/2022				(124)			(124)	1,235				1,235
P5221226777	DALLAS	GA		02/09/2023				(13)			(13)	4,618				4,618
P5221226858	BONITA SPRINGS	FL		12/29/2022				(109)			(109)	919				919
P5221226899	SATSUMA	AL		12/28/2022								133				133
P5221227306	MESQUITE	TX		02/17/2023				(27)			(27)	178				178
P5230127451	ORLANDO	FL		01/31/2023				(127)			(127)	1,299				1,299
P5230127492	RIVERDALE	CA		01/31/2023				(53)			(53)	214				214
P5230127607	NORTHBROOK	IL		02/21/2023				(106)			(106)	748				748
P5230127810	AUSTIN	TX		02/16/2023				5			5	722				722
P5230127819	FLEMING ISLAND	FL		02/14/2023				(85)			(85)	300,377				300,377
P5230127914	BANNING	CA		01/24/2023				(15)			(15)	166				166
P5230128008	ATLANTA	GA		02/16/2023				(15)			(15)	192				192
P5230128169	ORLANDO	FL		02/10/2023								619				619
P5230128221	JACKSON	GA		09/20/2022				(57)			(57)	318				318
P5230128223	WELLINGTON	FL		10/14/2022				(294)			(294)	1,290				1,290
P5230128224	LAWRENCEVILLE	GA		02/15/2023				(21)			(21)	218				218
P5230128250	CUTLER BAY	FL		02/09/2023				(71)			(71)	525				525
P5230128278	SOUTH FULTON	GA		02/24/2023				(47)			(47)	199				199
P5230128288	UNION	NJ		02/23/2023				(143)			(143)	1,032				1,032
P5230128326	GILBERT	AZ		02/28/2023				(79)			(79)	2,795				2,795
P5230128391	HOLLYWOOD	FL		02/10/2023				(57)			(57)	468				468
P5230128430	RICHMOND	TX		02/22/2023				(107)			(107)	924				924
P5230128458	LOCUST GROVE	GA		09/30/2022				(44)			(44)	222				222
P5230228586	WINTER HAVEN	FL		02/07/2023				8			8	352				352
P5230228601	INWOOD	NY		03/03/2023				(214)			(214)	369				369
P5230228763	NAPLES	FL		02/23/2023				(42)			(42)	753				753
P5230228769	INDIAN BEACH	NC		02/23/2023				(79)			(79)	570				570
P5230228772	GLENDALE	CA		02/15/2023				(46)			(46)	320				320
P5230228781	HAYDEN	ID		02/24/2023				(148)			(148)	630				630
P5230228794	GLADE VALLEY	NC		02/22/2023				(35)			(35)	443				443
P5230229034	ROYAL PALM BEACH	FL		02/17/2023				(95)			(95)	244				244
P5230229111	LAWRENCEVILLE	GA		02/24/2023				(121)			(121)	1,539				1,539
P5230229175	LAS VEGAS	NV		02/03/2023				(163)			(163)	1,307				1,307

E02.15

STATEMENT AS OF JUNE 30, 2023 OF THE EAGLE LIFE INSURANCE COMPANY

SCHEDULE B - PART 3

Showing All Mortgage Loans DISPOSED, Transferred or Repaid During the Current Quarter

1 Loan Number	Location		4 Loan Type	5 Date Acquired	6 Disposal Date	7 Book Value/ Recorded Investment Excluding Accrued Interest Prior Year	Change in Book Value/Recorded Investment					14 Book Value/ Recorded Investment Excluding Accrued Interest on Disposal	15 Consid- eration	16 Foreign Exchange Gain (Loss) on Disposal	17 Realized Gain (Loss) on Disposal	18 Total Gain (Loss) on Disposal
	2 City	3 State					8 Unrealized Valuation Increase (Decrease)	9 Current Year's (Amortization) /Accretion	10 Current Year's Other- Than- Temporary Impairment Recognized	11 Capitalized Deferred Interest and Other	12 Total Change in Book Value (8+9-10+11)					
P5230229178	CORAL SPRINGS	FL		01/24/2023				(38)			(38)	388	388			
P5230229182	BRANDON	FL		02/06/2023				(72)			(72)	387	387			
P5230229245	MADISON	MS		02/24/2023				(34)			(34)	172	172			
P5230229276	UNION	NJ		11/18/2022				(53)			(53)	398	398			
P5230229281	ROSEVILLE	MI		11/18/2022				(19)			(19)	153	153			
P5230229287	ROSEMONT	NC		11/15/2022				(44)			(44)	231	231			
P5230229293	ELKTON	MD		12/27/2022				(26)			(26)	134	134			
P5230229314	SUN CITY WEST	AZ		02/21/2023				(29)			(29)	677	677			
P6230224448	W YARMOUTH	MA		02/28/2023				(48)			(48)	274	274			
P8220200008	HOUSTON	TX		01/27/2022		244,464		(101)			(101)	987	987			
0299999. Mortgages with partial repayments						264,237,276		(44,974)			(44,974)	5,149,646	5,149,646			
0599999 - Totals						286,496,994		(45,238)			(45,238)	56,179,660	56,179,660		(75,620)	(75,620)

STATEMENT AS OF JUNE 30, 2023 OF THE EAGLE LIFE INSURANCE COMPANY

SCHEDULE BA - PART 2

Showing Other Long-Term Invested Assets ACQUIRED AND ADDITIONS MADE During the Current Quarter

1 CUSIP Identification	2 Name or Description	3 Location		5 Name of Vendor or General Partner	6 NAIC Designation, NAIC Designation Modifier and SVO Admini- strative Symbol	7 Date Originally Acquired	8 Type and Strategy	9 Actual Cost at Time of Acquisition	10 Additional Investment Made After Acquisition	11 Amount of Encumbrances	12 Commitment for Additional Investment	13 Percentage of Ownership
		City	State									
000000-00-0	Blue Ocean Income Fund II LP	Wilmington	DE	Blue Ocean GP LLC		10/01/2020			18,510		23,058	1.250
1999999. Joint Venture Interests - Common Stock - Unaffiliated												
000000-00-0	Ace Fund Holdings, LLC	Wilmington	DE	Ace Fund Eleanor Holdings		05/02/2023		7,000,000			23,058	XXX
2099999. Joint Venture Interests - Common Stock - Affiliated												
								7,000,000				XXX
6099999. Total - Unaffiliated												
									18,510		23,058	XXX
6199999. Total - Affiliated												
								7,000,000				XXX
6299999 - Totals												
								7,000,000	18,510		23,058	XXX

SCHEDULE BA - PART 3

Showing Other Long-Term Invested Assets DISPOSED, Transferred or Repaid During the Current Quarter

1 CUSIP Identification	2 Name or Description	3 Location		5 Name of Purchaser or Nature of Disposal	6 Date Originally Acquired	7 Disposal Date	8 Book/ Adjusted Carrying Value Less Encum- brances, Prior Year	9 Change in Book/Adjusted Carrying Value						15 Book/ Adjusted Carrying Value Less Encum- brances on Disposal	16 Consid- eration	17 Foreign Exchange Gain (Loss) on Disposal	18 Realized Gain (Loss) on Disposal	19 Total Gain (Loss) on Disposal	20 Invest- ment Income
		City	State					9 Unrealized Valuation Increase (De- crease)	10 Current Year's (Depre- ciation) or (Amorti- zation)/ Accretion	11 Current Year's Other Than Temporary Impair- ment Recog- nized	12 Capital- ized Deferred Interest and Other	13 Total Change in Book/ Adjusted Carrying Value (9+10- 11+12)	14 Total Foreign Exchange Change in Book/ Adjusted Carrying Value						
NONE																			
6299999 - Totals																			

E03

STATEMENT AS OF JUNE 30, 2023 OF THE EAGLE LIFE INSURANCE COMPANY

SCHEDULE D - PART 3

Show All Long-Term Bonds and Stock Acquired During the Current Quarter

1	2	3	4	5	6	7	8	9	10
CUSIP Identification	Description	Foreign	Date Acquired	Name of Vendor	Number of Shares of Stock	Actual Cost	Par Value	Paid for Accrued Interest and Dividends	NAIC Designation, NAIC Designation Modifier and SVO Administrative Symbol
00119T-AF-1	AGLLOLTDAGL_20-5R ABS R-A1R 144A 6.41		06/21/2023	3RDPARTY		1,962,000	2,000,000	22,793	1.A FE
03762Y-AF-4	APIDOS CLO APID_16-25A ABS R-A1R 144A		06/27/2023	3RDPARTY		991,750	1,000,000	12,484	1.A FE
08763Q-AA-0	BETONY CLO 2 LTD BTNY2_18-1A SENIOR ABS		05/05/2023	3RDPARTY		1,481,850	1,500,000	2,126	1.A FE
09579@-AA-8	BLUE OCEAN INCOME FUND LP CORP_BND 6.0		04/07/2023	DIRECT		351,687	351,687		2.A PL
12551R-AC-2	CIFC FUNDING LTD CIFC_18-1A ABS 18-1-B 1		06/15/2023	3RDPARTY		975,000	1,000,000	11,658	1.B FE
29002G-AB-7	ELMWOOD CLO IV LTD ELMW4_20-1A SUB ABS_A		05/24/2023	3RDPARTY		4,693,000	4,750,000	33,449	1.A FE
31738K-AA-7	FINANCE OF AMERICA STRUCTURED WHOLE_OMO		05/25/2023	INTEREST CAPITALIZATION		5,775	5,775		1.A FE
31738K-AB-5	FINANCE OF AMERICA STRUCTURED WHOLE_OMO		06/25/2023	INTEREST CAPITALIZATION		2,503	2,503		1.A FE
33835N-AA-9	522 FUNDING CLO LTD MORGN_18-3 ABS 8-3A-		06/28/2023	3RDPARTY		691,250	700,000	8,684	1.A FE
33883Q-AE-5	FLATIRONCLOLDFLAT_21-2A ABS T_22-B 144A		06/01/2023	3RDPARTY		257,580	265,000	2,474	1.C FE
34528Q-HX-5	FORDCREDITFLORPLNMASTERO ABS_23-1-B 1		05/09/2023	3RDPARTY		4,999,743	5,000,000		1.C FE
35042A-AA-1	FOUNDATIONFINANCETRUSTFFIN_ABS_23-1-A 1		05/01/2023	3RDPARTY		5,439,108	5,475,000		1.A FE
361886-CT-9	MAYFLOWERARK ABS_23-1-B 144A 5.730% 0		06/21/2023	3RDPARTY		2,651,292	2,652,000		1.C FE
36319Q-BN-1	GALAXY CLO LTD GALXY_15-19A ABS 19AR-A1		04/18/2023	3RDPARTY		1,287,896	1,280,057	17,631	1.A FE
38136M-AU-2	HLA_18-2A ABS 2A-AR 144A 6.160% 11/20/		04/27/2023	3RDPARTY		8,915,000	9,000,000	64,683	1.A FE
55820N-AQ-4	MADISON PARK FUNDING LTD MDPK ABS 24A-BR		06/12/2023	3RDPARTY		1,941,225	1,950,000	20,847	1.C FE
55822E-AA-7	MADISON PARK FUNDING LTD MDPK SENIOR ABS		05/24/2023	3RDPARTY		2,610,250	2,650,000	17,907	1.A FE
64133G-AR-1	NEUBERGER BERMAN LOAN ADVISERS ABS 37A-A		05/09/2023	3RDPARTY		860,766	871,000	3,161	1.A FE
64134J-AA-1	NEUBERGER BERMAN CLO LTD NEUB ABS -40A-A		06/30/2023	3RDPARTY		1,485,000	1,500,000	20,804	1.A FE
682696-AA-7	ONEMAIN FINANCIAL ISSUANCE TRU ABS 20-2A		06/16/2023	3RDPARTY		3,226,547	3,595,000	3,115	1.A FE
68269B-AA-6	ONEMAIN FINANCIAL ISSUANCE TRU ABS 19-2A		06/02/2023	3RDPARTY		658,334	719,000	1,380	1.A FE
68269M-AC-8	ONEMAIN FINANCIAL ISSUANCE TRU ABS_21-1		06/05/2023	3RDPARTY		334,594	400,000	498	1.C FE
69702B-AA-9	PALMER SQUARE LOAN FUNDING LTD ABS_ABS		04/10/2023	3RDPARTY		4,073,531	4,112,808	52,533	1.A FE
69702D-AA-5	PALMER SQUARE LOAN FUNDING LTD ABS_ABS		06/08/2023	3RDPARTY		345,630	349,050	1,258	1.A FE
718547-AH-5	PHILLIPS 66 CO SENIOR CORP BND 3.750%		04/28/2023	TAX FREE EXCHANGE		974,330	1,000,000	5,938	2.A FE
75000H-AA-2	MAYFLOWERARK ABS_24-A1 144A 7.386% 01		05/31/2023	3RDPARTY		1,707,602	1,703,429	16,077	1.A FE
78449V-AC-0	SMB PRIVATE EDUCATION LOAN TRU ABS A-A2B		06/23/2023	3RDPARTY		955,354	971,869	162	1.A FE
78450M-AA-0	SMB PRIVATE EDUCATION LOAN TRU ABS_ABS		06/01/2023	3RDPARTY		743,430	825,854	771	1.A FE
83192C-AB-3	SMB PRIVATE EDUCATION LOAN TRU ABS B-A2A		06/06/2023	3RDPARTY		362,777	387,108	702	1.A FE
83208A-AA-1	SMB PRIVATE EDUCATION LOAN TRU ABS -APT1		06/07/2023	3RDPARTY		138,108	159,324	148	1.A FE
87167N-DC-6	SYMPHONY CLO LTD SYMP_20-23A ABS 3-R-AR		06/06/2023	3RDPARTY		986,500	1,000,000	9,072	1.A FE
87249A-AA-3	TICPCLOLDTICP_17-9A ABS 7-9A-A 144A 6		04/20/2023	3RDPARTY		1,193,919	1,203,850	855	1.A FE
92260A-AA-7	VELOCITYCOMMERCIALCAPITALLO ABS 3-2-A 14		05/03/2023	3RDPARTY		3,176,428	3,176,644	21,405	1.A FE
92260A-AB-5	VELOCITYCOMMERCIALCAPITALLO ABS -2-M1 14		05/03/2023	3RDPARTY		2,249,348	2,250,000	17,136	1.C FE
96467F-AJ-9	WHITEBOX CLO I LTD WBOX_19-1A SENIOR ABS		06/27/2023	3RDPARTY		986,700	1,000,000	11,738	1.A FE
BMS1MD-FY-6	ACM A1F-E P2 CL JV GPCC SPE 2 ABS_ABS		04/12/2023	DIRECT		281,961	281,961		1.A FE
BMS1MD-H4-0	ACM A1F-E P2 CL JV GPCC SPE 2 ABS_ABS		04/12/2023	DIRECT		107,899	107,899		2.A FE
BMS200-C8-6	LIFE STORAGE LP SENIOR CORP BND 4.000%		06/16/2023	TAX FREE EXCHANGE		1,993,351	2,000,000	8,000	2.B FE
BMS200-C9-4	LIFE STORAGE LP SENIOR CORP BND 3.500%		06/16/2023	TAX FREE EXCHANGE		999,196	1,000,000	1,944	2.B FE
03764Q-BC-5	APIDOS CLO APID_13-15A ABS RR-1R 144A	D.	06/05/2023	3RDPARTY		991,670	1,000,000	8,347	1.A FE
03765L-AP-7	APIDOS CLO APID_15-20A SUPSEN ABS_ABS_1	D.	06/27/2023	3RDPARTY		496,000	500,000	6,449	1.A FE
03766G-AL-6	APIDOS CLO APID_17-26A ABS ABS_17-26A 1	D.	05/08/2023	3RDPARTY		1,222,493	1,234,841	4,650	1.A FE
03766G-AQ-5	APIDOS CLO APID_17-26A ABS ABS_17-26A 1	D.	06/28/2023	3RDPARTY		2,168,100	2,200,000	30,165	1.B FE
04965C-AL-2	ATRIUM CDO CORP ATRM_12A ABS 12A-BR 144A	D.	04/27/2023	3RDPARTY		493,500	500,000	644	1.C FE
04966H-AA-4	ATRIUMCOCORPATRM_13A SENIOR ABS_ABS_42	D.	04/27/2023	3RDPARTY		1,988,109	1,980,488	2,485	1.A FE
04966H-AE-6	ATRIUMCOCORPATRM_13A SENIOR ABS_ABS_13	D.	06/28/2023	3RDPARTY		1,177,200	1,200,000	15,126	1.C FE
09075J-AL-3	BGLO-19A ABS 0.1R-AR 144A 6.682% 06/1	D.	04/27/2023	3RDPARTY		3,338,800	3,400,000	26,617	1.A FE
09626Y-AN-0	BLUEMOUNTAIN CLO LTD BLUEM_13 SENIOR ABS	D.	04/25/2023	3RDPARTY		874,440	874,206	470	1.A FE
09628J-AL-5	BLUEMOUNTAIN CLO LTD BLUEM_15 SENIOR ABS	D.	06/28/2023	3RDPARTY		707,464	715,000	8,690	1.A FE
09629E-AL-5	BLUEMOUNTAIN CLO LTD BLUEM_17 ABS_ABS_2	D.	04/10/2023	3RDPARTY		5,392,775	5,450,000	72,096	1.A FE

E04

STATEMENT AS OF JUNE 30, 2023 OF THE EAGLE LIFE INSURANCE COMPANY

SCHEDULE D - PART 3

Show All Long-Term Bonds and Stock Acquired During the Current Quarter

1	2	3	4	5	6	7	8	9	10
CUSIP Identification	Description	Foreign	Date Acquired	Name of Vendor	Number of Shares of Stock	Actual Cost	Par Value	Paid for Accrued Interest and Dividends	NAIC Designation, NAIC Designation Modifier and SVO Administrative Symbol
12549B-AY-4	CIFC FUNDING LTD CIFC 13-2A ABS A-A1L2 1	D	06/30/2023	3RDPARTY		738,203	744,156	10,096	1.A FE
12551J-AL-0	CIFC FUNDING LTD CIFC 17-4A SENIOR ABS_A	D	04/17/2023	3RDPARTY		9,595,676	9,687,710	130,329	1.A FE
12551P-AA-0	CIFC FUNDING LTD CIFC 12-2RA ABS 2RR-A1	D	04/18/2023	3RDPARTY		548,471	551,427		1.A FE
12563E-AC-7	CIFCFUNDINGLTD CIFC 21-1A ABS 1-1A-B 144A	D	06/13/2023	3RDPARTY		682,500	700,000	6,748	1.C FE
14310M-AW-7	CARLYLE GLOBAL MARKET STRATEGI SENIOR AB	D	06/05/2023	3RDPARTY		986,750	996,969	8,799	1.A FE
14315J-AQ-2	CARLYLE GLOBAL MARKET STRATEGI ABS 2A-A1	D	05/09/2023	3RDPARTY		5,445,750	5,500,000	3,675	1.A FE
14315L-AA-2	CARLYLE GLOBAL MARKET STRATEGI ABS RR-A1	D	06/12/2023	3RDPARTY		245,231	247,958	2,097	1.A FE
14316B-AL-9	CGMS 19-1A ABS A-A1AR 144A 6.330% 04/2	D	06/22/2023	3RDPARTY		1,976,720	2,000,000	22,508	1.A FE
262431-AH-2	DRSLF 17-50A ABS 50A-A1R 144A 6.260% 0	D	05/08/2023	3RDPARTY		947,298	957,147	3,828	1.A FE
26244K-AN-6	DRYDEN SENIOR LOAN FUND DRSLF ABS 41-R-A	D	06/27/2023	3RDPARTY		3,948,069	3,995,000	25,592	1.A FE
26248A-AC-8	DRYDEN SENIOR LOAN FUND DRSLF ABS F 9B-B	D	04/12/2023	3RDPARTY		970,000	1,000,000	14,908	1.C FE
29002V-AA-6	ELM10 21-3A SENIOR ABS ABS 21-3A 144A	D	06/30/2023	3RDPARTY		5,916,500	6,000,000	44,732	1.A FE
29002Y-AC-6	ELMWOOD CLO XII LTD ELM12 21-5 ABS ABS	D	05/25/2023	3RDPARTY		486,105	500,000	3,861	1.C FE
36318W-AK-6	GALAXYCLDLDGALXY 13-15A ABS 15A-ARR 144	D	04/18/2023	3RDPARTY		2,698,961	2,727,600	1,416	1.A FE
38137P-AQ-3	GOLDENTREE LOAN OPPORTUNITIES SENIOR ABS	D	05/25/2023	3RDPARTY		3,964,840	4,000,000	28,313	1.A FE
55817A-AN-4	MADISON PARK FUNDING LTD MDPK ABS 2A-A1R	D	05/25/2023	3RDPARTY		1,973,820	2,000,000	12,545	1.A FE
55818K-AV-3	MADISON PARK FUNDING LTD MDPK SENIOR ABS	D	06/08/2023	3RDPARTY		231,682	233,904	1,965	1.A FE
55818M-BA-4	MADISON PARK FUNDING LTD MDPK SENIOR ABS	D	05/10/2023	3RDPARTY		1,226,593	1,235,988	2,485	1.A FE
55818Y-BN-0	MADISON PARK FUNDING LTD MDPK SENIOR ABS	D	06/30/2023	3RDPARTY		965,147	972,147	12,681	1.A FE
55819J-AQ-6	MADISON PARK FUNDING LTD MDPK SENIOR ABS	D	04/12/2023	3RDPARTY		9,750,000	10,000,000	156,057	1.C FE
55819Q-AY-3	MADISONPARKFUNDINGLTDMDPK ABS RR-A1R 14	D	04/14/2023	3RDPARTY		316,933	319,488	4,326	1.A FE
55819Y-AA-8	MADISON PARK FUNDING LTD MDPK ABS ABS 2	D	05/30/2023	3RDPARTY		980,109	987,814	5,528	1.A FE
55820T-AJ-7	MADISON PARK FUNDING LTD MDPK SENIOR ABS	D	06/20/2023	3RDPARTY		1,460,920	1,474,684	7,011	1.A FE
55821T-AA-5	MADISON PARK FUNDING LTD MDPK SENIOR ABS	D	05/11/2023	3RDPARTY		938,307	949,944	4,441	1.A FE
59801M-AC-2	MIDOCEAN CREDIT CLO VII LLC M ABS -8A-A	D	04/26/2023	3RDPARTY		4,810,000	5,000,000	56,973	1.A FE
64129K-BG-1	NEUB 13-15A ABS RR-BR2 144A 6.610% 10/	D	06/13/2023	3RDPARTY		877,500	900,000	9,750	1.C FE
64132J-AN-5	NEUBERGER BERMAN CLO LTD NEUB ABS 31A-AR	D	05/31/2023	3RDPARTY		393,920	400,000	3,005	1.A FE
67091Y-AY-0	OCF CLO LTD OCF 15-9A ABS ABS 15-9RR 14	D	04/12/2023	3RDPARTY		2,428,450	2,500,000	38,557	1.C FE
67092D-BB-4	OCF CLO LTD OCF 15-10A ABS R-AZR 144A	D	05/10/2023	3RDPARTY		979,000	1,000,000	2,804	1.A FE
67097Q-AA-3	OCF CLO LTD OCF 17-14A SENIOR ABS ABS 1	D	04/28/2023	3RDPARTY		1,011,330	1,020,000	12,029	1.A FE
67109F-AS-4	OHAOCREDITPARTNERSLTDOKC 1 ABS -R-A1R 14	D	06/27/2023	3RDPARTY		992,000	1,000,000	12,445	1.A FE
67576F-AA-7	OCTAGON INVESTMENT PARTNERS LT SENIOR AB	D	06/07/2023	3RDPARTY		693,000	700,000	6,410	1.A FE
67590A-BP-6	OCTAGON INVESTMENT PARTNERS XI SENIOR AB	D	05/10/2023	3RDPARTY		8,465,333	8,542,213	36,840	1.A FE
67590Q-BK-2	OCT21 14-1A ABS ABS 14-1A 144A 6.321%	D	05/31/2023	3RDPARTY		739,875	750,000	2,370	1.A FE
67591T-AA-8	OCTAGON INVESTMENT PARTNERS 35 ABS 35-A	D	05/10/2023	3RDPARTY		4,418,629	4,460,269	16,943	1.A FE
67591U-AC-1	OCTAGON INVESTMENT PARTNERS 36 ABS 8-1A-	D	04/17/2023	3RDPARTY		1,080,190	1,090,000	377	1.A FE
69688X-AS-0	PALMER SQUARE CLO LTD PLMPS 14 ABS ABS	D	05/24/2023	3RDPARTY		4,446,662	4,482,522	31,032	1.A FE
75887X-AA-5	REGATTA XI FUNDING LTD REG11 1 SENIOR AB	D	06/08/2023	3RDPARTY		990,800	1,000,000	9,847	1.A FE
92916W-AA-7	ING INVESTMENT MANAGEMENT CLO SENIOR ABS	D	06/13/2023	3RDPARTY		296,400	300,000	2,677	1.A FE
92917W-AY-4	VOYA CLO LTD VOYA 18-4A ABS 8-4A-BR 144	D	06/08/2023	3RDPARTY		485,500	500,000	5,375	1.C FE
G22701-AE-9	FILLMOREPARKCLOLTDPLPK 18 ABS K 1-BB2	D	06/23/2023	3RDPARTY		2,450,750	2,500,000	33,579	1.C FE
1109999999	Subtotal - Bonds - Industrial and Miscellaneous (Unaffiliated)					178,455,689	181,178,293	1,362,126	XXX
2509999997	Total - Bonds - Part 3					178,455,689	181,178,293	1,362,126	XXX
2509999998	Total - Bonds - Part 5					XXX	XXX	XXX	XXX
2509999999	Total - Bonds					178,455,689	181,178,293	1,362,126	XXX
4509999997	Total - Preferred Stocks - Part 3						XXX		XXX
4509999998	Total - Preferred Stocks - Part 5					XXX	XXX	XXX	XXX
4509999999	Total - Preferred Stocks						XXX		XXX
5989999997	Total - Common Stocks - Part 3						XXX		XXX
5989999998	Total - Common Stocks - Part 5					XXX	XXX	XXX	XXX
5989999999	Total - Common Stocks						XXX		XXX
5999999999	Total - Preferred and Common Stocks						XXX		XXX
6009999999	Totals					178,455,689	XXX	1,362,126	XXX

E04.1

STATEMENT AS OF JUNE 30, 2023 OF THE EAGLE LIFE INSURANCE COMPANY

SCHEDULE D - PART 4

Show All Long-Term Bonds and Stock Sold, Redeemed or Otherwise Disposed of During the Current Quarter

1	2	3	4	5	6	7	8	9	10	Change In Book/Adjusted Carrying Value					16	17	18	19	20	21	22
										11	12	13	14	15							
CUSIP Identification	Description	Foreign	Disposal Date	Name of Purchaser	Number of Shares of Stock	Consideration	Par Value	Actual Cost	Prior Year Book/Adjusted Carrying Value	Unrealized Valuation Increase/(Decrease)	Current Year's (Amortization)/Accretion	Current Year's Other Than Temporary Impairment Recognized	Total Change in Book/Adjusted Carrying Value (11 + 12 - 13)	Total Foreign Exchange Change in Book/Adjusted Carrying Value	Book/Adjusted Carrying Value at Disposal Date	Foreign Exchange Gain (Loss) on Disposal	Realized Gain (Loss) on Disposal	Total Gain (Loss) on Disposal	Bond Interest/Stock Dividends Received During Year	Stated Contractual Maturity Date	NAIC Designation, NAIC Designation Modifier and SVO Administrative Symbol
..3132DM-4N-2	FEDERALHOMELoanMORTGAGECOR POOL# SD0829		06/01/2023	PAYDOWN		298,119	298,119	307,714	307,571		(9,452)		(9,452)		298,119				3,947	01/01/2052	1.A
..3133BO-RW-5	FEDERALHOMELoanMORTGAGECOR POOL# QD3201		06/01/2023	PAYDOWN		1,351,441	1,351,441	1,415,106	1,413,829		(62,388)		(62,388)		1,351,441				19,227	12/01/2051	1.A
..3133KM-SE-6	FEDERALHOMELoanMORTGAGECOR POOL# RA5917		06/01/2023	PAYDOWN		28,477	28,477	29,705	29,680		(1,203)		(1,203)		28,477				356	09/01/2051	1.A
..3133KN-4C-4	FEDERALHOMELoanMORTGAGECOR POOL# RA7119		06/01/2023	PAYDOWN		111,695	111,695	114,016	113,992		(2,297)		(2,297)		111,695				2,168	04/01/2052	1.A
..3133KN-F7-3	FEDERALHOMELoanMORTGAGECOR POOL# RA6490		06/01/2023	PAYDOWN		201,526	201,526	210,405	210,230		(8,705)		(8,705)		201,526				2,764	12/01/2051	1.A
..3138LA-V5-9	FEDERALNATIONALMORTGAGEASSO MULTI_MBS		06/01/2023	PAYDOWN		7,388	7,388	7,571	7,464		(76)		(76)		7,388				138	08/01/2038	1.A
..3138LA-KZ-1	FEDERALNATIONALMORTGAGEASSO MULTI_MBS		06/01/2023	PAYDOWN		7,462	7,462	7,418	7,426		36		36		7,462				106	07/01/2035	1.A
..3138LF-AA-0	FEDERALNATIONALMORTGAGEASSO MULTI_MBS		06/01/2023	PAYDOWN		21,987	21,987	22,551	22,338		(351)		(351)		21,987				270	09/01/2036	1.A
..3138LF-BX-5	FEDERALNATIONALMORTGAGEASSO MULTI_MBS		06/01/2023	PAYDOWN		2,027,315	2,027,315	2,079,899	2,060,101		(32,786)		(32,786)		2,027,315				29,899	09/01/2036	1.A
..3139BS-UD-3	FANNIE MAE FNP_10-138 SENIOR AGENCY_CMO		06/01/2023	PAYDOWN		5,683	4,397	3,897	4,141		1,542		1,542		5,683				111	12/25/2040	1.A
..3140QM-VQ-4	FEDERALNATIONALMORTGAGEASSO POOL# CB2422		06/01/2023	PAYDOWN		131,387	131,387	136,663	136,558		(5,172)		(5,172)		131,387				1,569	12/01/2051	1.A
..3140QM-WIE-0	FEDERALNATIONALMORTGAGEASSO POOL# CB2444		06/01/2023	PAYDOWN		132,768	132,768	133,909	133,884		(1,116)		(1,116)		132,768				1,971	12/01/2051	1.A
..3140XC-ZA-9	FEDERALNATIONALMORTGAGEASSO POOL# FM8836		06/01/2023	PAYDOWN		85,263	85,263	89,419	89,331		(4,069)		(4,069)		85,263				1,009	11/01/2050	1.A
..3140XD-B3-9	FEDERALNATIONALMORTGAGEASSO POOL# FM9057		06/01/2023	PAYDOWN		244,039	244,039	249,911	249,803		(5,764)		(5,764)		244,039				3,244	09/01/2051	1.A
..3140XE-AZ-7	FEDERALNATIONALMORTGAGEASSO POOL# FM9223		06/01/2023	PAYDOWN		399,589	399,589	421,441	420,966		(21,377)		(21,377)		399,589				5,174	12/01/2051	1.A
..3140XF-V3-2	FEDERALNATIONALMORTGAGEASSO POOL# FS0633		06/01/2023	PAYDOWN		273,039	273,039	278,841	278,736		(5,698)		(5,698)		273,039				3,536	02/01/2052	1.A
0909999999. Subtotal - Bonds - U.S. Special Revenues						5,327,178	5,325,892	5,508,466	5,486,050		(158,876)		(158,876)		5,327,178				75,489	XXX	XXX
..02379F-AA-3	AMERICAN AIRLINES INC CORP_BND 3.930%		06/15/2023	REDEMPTION	100.0000	112,500	112,500	112,500	112,500						112,500				2,211	06/15/2024	2.A PL
..03464B-AA-6	ANGEL OAK MORTGAGE TRUST ACMT WHOLE_CMO		06/01/2023	PAYDOWN		46,002	46,002	46,001	45,994		9		9		46,002				712	12/25/2066	1.A
..053611-AG-4	AVERY DENNISON CORPORATION SENIOR CORP_B		04/15/2023	MATURITY		1,000,000	1,000,000	929,420	997,386		2,614		2,614		1,000,000				16,750	04/15/2023	2.B FE
..056054-AA-7	BXCOMMERCIALMORTGAGETRUSTB LCF SENIOR_CMO		04/15/2023	PAYDOWN		21,881	21,881	21,628	21,636		245		245		21,881				411	10/15/2036	1.A
..05608W-AA-2	BX COMMERCIAL MORTGAGE TRUST B LCF SENIO		04/17/2023	PAYDOWN		53,267	53,267	52,235	52,235		1,032		1,032		53,267				699	06/15/2038	1.A
..12548J-AC-6	CIFC FUNDING LTD CIFC_17-3A SENIOR ABS_A		04/20/2023	PAYDOWN		68,000	68,000	68,034	68,023		(23)		(23)		68,000				1,974	07/22/2030	1.A FE
..12556M-AB-0	CIM TRUST CIM_19-J1 SUPSEN WHOLE_CMO_19		06/01/2023	PAYDOWN		1,087	1,087	1,102	1,219		(132)		(132)		1,087				16	08/25/2049	1.A
..12558T-AA-5	CIM TRUST CIM_19-J2 WHOLE_CMO_19-J2 144		06/25/2023	PAYDOWN		10,541	10,541	10,805	11,189		(648)		(648)		10,541				140	10/25/2049	1.A
..12625F-AU-0	COMM MORTGAGE TRUST COMM_13-CR SUB SUB_C		04/01/2023	PAYDOWN		223,882	223,882	202,193	222,916		965		965		223,882				2,696	03/10/2046	1.A
..12625C-AR-0	CREDIT SUISSE MORTGAGE TRUST C WHOLE_CMO		06/01/2023	PAYDOWN		24,727	24,727	25,279	24,727		(692)		(692)		24,727				399	10/25/2047	1.A
..12659F-AA-3	CREDIT SUISSE MORTGAGE TRUST C WHOLE_CMO		06/01/2023	PAYDOWN		142,240	142,240	142,239	143,142		(902)		(902)		142,240				1,008	10/25/2066	1.A FE
..12660B-AM-3	CREDIT SUISSE MORTGAGE TRUST C WHOLE_CMO		06/01/2023	PAYDOWN		26,605	26,605	21,588	21,359		5,246		5,246		26,605				387	01/25/2067	1.A FE
..19424W-AB-3	COLLEGE AVE STUDENT LOANS LLC ABS_ABS_2		06/25/2023	PAYDOWN		8,984	8,984	8,979	8,979		5		5		8,984				85	07/26/2055	1.A FE
..19685E-AA-9	COLT MORTGAGE LOAN TRUST COLT WHOLE_CMO		06/01/2023	PAYDOWN		94,941	94,941	94,941	95,222		(281)		(281)		94,941				1,303	02/25/2067	1.A FE
..200340-AQ-0	COMERICA INCORPORATED SUB CORP_BND 3.8		04/28/2023	3RD PARTY		2,610,000	3,000,000	2,933,340	2,967,645		2,866		2,866		2,970,511		(360,511)	(360,511)	88,667	07/22/2026	2.B FE
..224399-AR-6	REDCO CORP SENIOR CORP_BND 4.450% 12/1		04/04/2023	CALL	100.0000	1,000,000	1,000,000	999,920	999,991		2		2		999,993		7	7	13,474	12/15/2023	2.B FE
..24380X-AA-5	DEEPHAVEN RESIDENTIAL MORTGAGE WHOLE_CMO		06/01/2023	PAYDOWN		110,477	110,477	110,332	110,329		147		147		110,477				1,920	03/25/2067	1.A FE
..24381J-AA-5	DEEPHAVEN RESIDENTIAL MORTGAGE WHOLE_CMO		06/25/2023	PAYDOWN		163,206	163,206	163,205	163,207		(2)		(2)		163,206				1,374	11/26/2066	1.A FE
..26209W-AG-8	DRIVE AUTO RECEIVABLES TRUST D SUB ABS_A		06/15/2023	PAYDOWN		319,023	319,023	318,982	319,002		21		21		319,023				4,771	10/15/2026	1.A FE
..29641@-AA-0	ESCORT VESSELS LLC CORP_BND 4.500% 07/		06/30/2023	REDEMPTION	100.0000	53,568	53,568	53,568	53,568						53,568				1,205	07/31/2032	1.G PL
..31738K-AA-7	FINANCE OF AMERICA STRUCTURED WHOLE_CMO		06/25/2023	PAYDOWN		28,993	28,993	28,518	28,548		444		444		28,993				147	10/25/2050	1.A PL
..31738K-AB-5	FINANCE OF AMERICA STRUCTURED WHOLE_CMO		04/25/2023	PAYDOWN		5,670	5,670	5,567	5,573		97		97		5,670				28	10/25/2050	1.A PL
..33844N-AG-5	FLAGSHIP CREDIT AUTO TRUST FCA SUB ABS_A		06/15/2023	PAYDOWN		191,328	191,328	191,304	191,328						191,328				3,347	09/16/2024	1.A FE
..33845D-AD-3	FLAGSHIP CREDIT AUTO TRUST FCA SUB ABS_A		06/15/2023	PAYDOWN		625,894	625,894	625,721	625,829		65		65		625,894				11,104	12/16/2024	1.A FE
..35042A-AA-1	FOUNDATION FINANCETRUSTFFIN_ABS_23-1-A 1		06/15/2023	PAYDOWN		139,467	139,467	138,553	138,914		914		914		139,467				791	12/15/2043	1.A FE
..35042P-AA-8	FOUNDATION FINANCE TRUST FFIN_ABS_ABS_2		06/15/2023	PAYDOWN		85,306	85,306	85,304	85,304		2		2		85,306				773	01/15/2042	1.D FE
..36167Y-AA-6	GCAT GCAT_21-NQM7 WHOLE_CMO 21-NQM7 144		06/01/2023	PAYDOWN		320,965	320,965	320,960	321,026		(60)		(60)		320,965				2,541	08/25/2066	1.A

STATEMENT AS OF JUNE 30, 2023 OF THE EAGLE LIFE INSURANCE COMPANY

SCHEDULE D - PART 4

Show All Long-Term Bonds and Stock Sold, Redeemed or Otherwise Disposed of During the Current Quarter

1 CUSIP Identification	2 Description	3 For- eign	4 Disposal Date	5 Name of Purchaser	6 Number of Shares of Stock	7 Consid- eration	8 Par Value	9 Actual Cost	10 Prior Year Book/ Adjusted Carrying Value	Change In Book/Adjusted Carrying Value					16 Book/ Adjusted Carrying Value at Disposal Date	17 Foreign Exchange Gain (Loss) on Disposal	18 Realized Gain (Loss) on Disposal	19 Total Gain (Loss) on Disposal	20 Bond Interest/ Stock Dividends Received During Year	21 Stated Con- tractual Maturity Date	22 NAIC Desig- nation, NAIC Desig- nation Modifier and SVO Admini- strative Symbol
										11 Unrealized Valuation Increase/ (Decrease)	12 Current Year's (Amor- tization)/ Accretion	13 Current Year's Other Than Temporary Impairment Recogn- ized	14 Total Change in Book/ Adjusted Carrying Value (11 + 12 - 13)	15 Total Foreign Exchange Change in Book /Adjusted Carrying Value							
..36242D-SII-9	GSR MORTGAGE LOAN TRUST GSR_05 WHOLE_CMO		06/01/2023	PAYDOWN		3,304	3,304	3,314	3,319		(15)		(15)		3,304			84	06/25/2035	1.A FM	
..36258F-AA-7	GS MORTGAGE_BACKED SECURITIES WHOLE_CMO		06/01/2023	PAYDOWN		37,024	37,024	37,909	39,779		(2,755)		(2,755)		37,024			540	05/25/2050	1.A	
..36262D-AA-6	GS MORTGAGE_BACKED SECURITIES WHOLE_CMO		06/01/2023	PAYDOWN		59,299	59,299	60,671	62,955		(3,655)		(3,655)		59,299			820	07/25/2050	1.A	
..36263N-AB-1	GS MORTGAGEBACKED SECURITIES T SUPSEN VH		06/01/2023	PAYDOWN		168,267	168,267	165,297	165,555		2,713		2,713		168,267			3,750	05/28/2052	1.A	
..36263V-AB-3	GS MORTGAGEBACKED SECURITIES T WHOLE_CMO		06/01/2023	PAYDOWN		28,458	28,458	28,556	28,555		(97)		(97)		28,458			296	04/25/2052	1.A	
..36264E-AG-9	GS MORTGAGEBACKED SECURITIES T WHOLE_CMO		06/01/2023	PAYDOWN		21,413	21,413	21,854	21,951		(538)		(538)		21,413			380	05/25/2062	1.A	
..36319Q-BN-1	GALAXY CLO LTD GALXY_15-19A ABS 19AR-A1		04/24/2023	PAYDOWN		25,707	25,707	25,463			244		244		25,707			371	07/24/2030	1.A FE	
..38411H-AA-3	GRACIE POINT INTERNATIONAL FUN ABS_ABS		06/01/2023	PAYDOWN		440,766	440,766	440,766	440,766						440,766			11,984	04/01/2024	1.C FE	
..42770H-AA-7	HERO FUNDING TRUST HERO_16-2A SENIOR ABS		06/20/2023	PAYDOWN		2,559	2,559	2,558	2,585		(26)		(26)		2,559			49	09/20/2041	1.A FE	
..46591F-AC-8	JP MORGAN MORTGAGE TRUST JPMIT WHOLE_CMO		06/01/2023	PAYDOWN		19,428	19,428	19,865	19,647		(219)		(219)		19,428			275	11/25/2049	1.A	
..46591K-AC-7	JP MORGAN MORTGAGE TRUST JPMIT WHOLE_CMO		06/01/2023	PAYDOWN		14,383	14,383	14,570	14,500		(116)		(116)		14,383			209	03/25/2050	1.A	
..46591T-AC-8	JP MORGAN MORTGAGE TRUST JPMIT WHOLE_CMO		06/01/2023	PAYDOWN		34,903	34,903	35,727	37,504		(2,601)		(2,601)		34,903			569	07/25/2050	1.A	
..465976-AA-6	JP MORGAN MORTGAGE TRUST JPMIT WHOLE_CMO		06/01/2023	PAYDOWN		20,803	20,803	20,425	20,419		384		384		20,803			252	07/25/2052	1.A	
..46648C-AH-7	JP MORGAN MORTGAGE TRUST JPMIT WHOLE_CMO		06/01/2023	PAYDOWN		34,604	34,604	35,206	35,070		(465)		(465)		34,604			499	01/25/2047	1.A	
..46648H-AG-8	JP MORGAN MORTGAGE TRUST JPMIT WHOLE_CMO		06/01/2023	PAYDOWN		19,920	19,920	19,738	19,774		146		146		19,920			280	05/25/2047	1.A	
..46649K-AA-3	JP MORGAN MORTGAGE TRUST JPMIT WHOLE_CMO		06/01/2023	PAYDOWN		4,519	4,519	4,562	4,633		(114)		(114)		4,519			66	10/25/2048	1.A	
..46650H-AC-2	JP MORGAN MORTGAGE TRUST JPMIT SUPSEN VH		06/01/2023	PAYDOWN		12,154	12,154	12,479	13,123		(969)		(969)		12,154			186	05/25/2049	1.A	
..46650J-AG-9	JP MORGAN MORTGAGE TRUST JPMIT SUPSEN VH		06/01/2023	PAYDOWN		13,712	13,712	13,949	13,828		(115)		(115)		13,712			196	12/25/2048	1.A	
..46651A-AT-9	JP MORGAN MORTGAGE TRUST JPMIT WHOLE_CMO		06/01/2023	PAYDOWN		16,030	16,030	16,391	16,119		(89)		(89)		16,030			215	12/25/2049	1.A	
..46651B-AC-4	JP MORGAN MORTGAGE TRUST JPMIT SUPSEN VH		06/01/2023	PAYDOWN		20,713	20,713	21,037	21,721		(1,008)		(1,008)		20,713			312	12/25/2049	1.A	
..46651X-AQ-5	JP MORGAN MORTGAGE TRUST JPMIT WHOLE_CMO		06/01/2023	PAYDOWN		36,034	36,034	37,694	38,589		(2,555)		(2,555)		36,034			526	06/25/2050	1.A	
..46651Y-AC-4	JP MORGAN MORTGAGE TRUST JPMIT WHOLE_CMO		06/01/2023	PAYDOWN		14,770	14,770	15,125	15,558		(789)		(789)		14,770			225	05/25/2050	1.A	
..46653Q-AC-9	JP MORGAN MORTGAGE TRUST JPMIT SENIOR VH		06/01/2023	PAYDOWN		166,095	166,095	165,238	165,232		862		862		166,095			1,784	05/25/2052	1.A	
..46654T-AC-2	JP MORGAN MORTGAGE TRUST JPMIT WHOLE_CMO		06/25/2023	PAYDOWN		219,183	219,183	218,978	219,807		(624)		(624)		219,183			2,351	06/25/2052	1.A	
..485170-AV-6	KANSAS CITY SOUTHERN SENIOR CORP_BND 3		05/15/2023	MATURITY		585,000	585,000	562,010	583,159		1,841		1,841		585,000			8,775	05/15/2023	2.B FE	
..53227J-AB-0	LIFE STORAGE LP SENIOR CORP_BND 4.000%		06/16/2023	TAX FREE EXCHANGE		1,993,351	2,000,000	1,989,520	1,992,802		549		549		1,993,351			48,000	06/15/2029	2.B FE	
..55068*-AB-9	LUX AETERNA 2022-2 LLC ABS_ABS 4.250%		05/20/2023	PAYDOWN		9,695	9,695	9,065	3,048		624		624		9,695			168	10/01/2050	2.A PL	
..552732-AA-7	MFRA TRUST MRFA_21-INV2 WHOLE_CMO 21-IN		06/01/2023	PAYDOWN		108,169	108,169	108,168	108,168		1		1		108,169			873	11/25/2056	1.A FE	
..55282G-AA-5	MESSAGE ENVY FRANCHISING LLC M SENIOR AB		04/30/2023	PAYDOWN		7,500	7,500	7,500	7,500						7,500			242	07/30/2049	2.B FE	
..58550N-AC-5	MELLO MORTGAGE CAPITAL ACCEPTA SUPSEN VH		06/01/2023	PAYDOWN		30,318	30,318	30,347	30,342		(24)		(24)		30,318			324	12/25/2051	1.A	
..61773A-A8-7	MORONGO BAND OF MISSION INDIAN CORP_BND		05/26/2023	3RD PARTY		850,997	879,429	879,429	879,429						879,429		(28,432)	(28,432)	33,212	03/28/2029	2.C FE
..61947D-AA-7	MOSAIC SOLAR LOANS LLC MSAIC_2 ABS_ABS		06/20/2023	PAYDOWN		38,692	38,692	34,631	34,887		3,805		3,805		38,692			239	12/20/2046	1.D FE	
..63940U-AB-0	NAVIENT STUDENT LOAN TRUST NAV SENIOR AB		06/15/2023	PAYDOWN		46,806	46,806	44,838			1,967		1,967		46,806			465	12/15/2059	1.A FE	
..63940Y-AB-2	NAVIENT STUDENT LOAN TRUST NAV SENIOR AB		06/15/2023	PAYDOWN		15,960	15,960	15,037			923		923		15,960			125	02/15/2068	1.A FE	
..63942C-AA-0	NAVIENT STUDENT LOAN TRUST NAV SENIOR AB		06/15/2023	PAYDOWN		108,937	108,937	100,222	100,227		8,710		8,710		108,937			2,614	04/15/2060	1.A FE	
..63942K-AA-2	NAVIENT PRIVATE EDUCATION LOAN ABS_ABS		06/15/2023	PAYDOWN		92,823	92,823	92,683	92,699		124		124		92,823			609	04/15/2070	1.A FE	
..63942M-AA-8	NAVIENT STUDENT LOAN TRUST NAV ABS_ABS		06/15/2023	PAYDOWN		245,640	245,640	245,635	245,636		4		4		245,640			2,274	07/15/2070	1.A FE	
..64831M-AA-0	NEW RESIDENTIAL MORTGAGE LOAN WHOLE_CMO		06/01/2023	PAYDOWN		19,172	19,172	19,100	19,189		(17)		(17)		19,172			232	03/27/2062	1.A	
..649840-CM-5	NEW YORK STATE ELECTRIC & GAS SENIOR COR		05/01/2023	MATURITY REDEMPTION		565,000	565,000	597,262	566,181		(1,181)		(1,181)		565,000			16,244	05/01/2023	1.G FE	
..693342-AA-5	PG&E WILDFIRE RECOVERY FUNDING SENIOR CO		06/01/2023			721,904	721,904	721,890	721,904						721,904			12,973	06/01/2032	1.A FE	
..69361J-AA-4	PRKCM_21-AFC2 TRUST WHOLE_CMO 21-AFC2 1		06/01/2023	PAYDOWN		130,975	130,975	130,975	131,115		(140)		(140)		130,975			1,111	11/25/2056	1.A FE	
..693684-AM-4	PSMC TRUST PSMC_20-1 WHOLE_CMO 20-1 144		06/01/2023	PAYDOWN		56,075	56,075	58,488	58,757		(2,682)		(2,682)		56,075			861	01/25/2050	1.A	
..69375B-AM-9	PSMC_19-3 WHOLE_CMO 19-3 144A 3.500%		06/01/2023	PAYDOWN		17,374	17,374	17,765	17,512		(138)		(138)		17,374			253	11/25/2049	1.A	
..69702B-AA-9	PALMER SQUARE LOAN FUNDING LTD ABS_ABS		04/20/2023	PAYDOWN		372,817	372,817	369,256			3,560		3,560		372,817			5,227	07/20/2029	1.A FE	
..718547-AG-7	PHILLIPS 66 CO SENIOR CORP_BND 144A 3.		04/28/2023	TAX FREE EXCHANGE		974,330	1,000,000	969,698	972,791		1,540		1,540		974,330			24,688	03/01/2028	2.A FE	

STATEMENT AS OF JUNE 30, 2023 OF THE EAGLE LIFE INSURANCE COMPANY

SCHEDULE D - PART 4

Show All Long-Term Bonds and Stock Sold, Redeemed or Otherwise Disposed of During the Current Quarter

1	2	3	4	5	6	7	8	9	10	Change In Book/Adjusted Carrying Value					16	17	18	19	20	21	22
										11	12	13	14	15							
CUSIP Identification	Description	Foreign	Disposal Date	Name of Purchaser	Number of Shares of Stock	Consideration	Par Value	Actual Cost	Prior Year Book/Adjusted Carrying Value	Unrealized Valuation Increase/(Decrease)	Current Year's (Amortization)/Accretion	Current Year's Other Than Temporary Impairment Recognized	Total Change in Book/Adjusted Carrying Value (11 + 12 - 13)	Total Foreign Exchange Change in Book /Adjusted Carrying Value	Book/Adjusted Carrying Value at Disposal Date	Foreign Exchange Gain (Loss) on Disposal	Realized Gain (Loss) on Disposal	Total Gain (Loss) on Disposal	Bond Interest/Stock Dividends Received During Year	Stated Contractual Maturity Date	NAIC Designation, NAIC Designation Modifier and SVO Administrative Symbol
..749384-AA-1	ROCKT MORTGAGE TRUST ROCKT_21-5 SENIOR WHOLE_CMO		06/01/2023	PAYDOWN		64,829	64,829	64,839	64,459		370		370		64,829				716	11/25/2051	1.A
..74938F-AA-6	WOODWARD CAPITAL MANAGEMENT RC SUPSEN WH		06/25/2023	PAYDOWN		106,926	105,022	102,905	102,918		4,008		4,008		106,926				1,108	01/25/2052	1.A
..74939K-AA-4	WOODWARD CAPITAL MANAGEMENT RC SENIOR WH		06/01/2023	PAYDOWN		241,593	241,593	240,611	240,849		744		744		241,593				2,708	12/25/2051	1.A
..75000H-AA-2	MAYFLOWERARK ABS_24-A1 144A 7.386% 01		06/15/2023	PAYDOWN		19,749	19,749	19,797			(48)		(48)		19,749					01/15/2032	1.A
..75409X-AA-4	RATE MORTGAGE TRUST RATE_21-HB WHOLE_CMO		06/01/2023	PAYDOWN		140,229	140,229	139,857	139,914		316		316		140,229				1,524	12/25/2051	1.A
..75458J-AA-5	RAYBURN COUNTRY SECURITIZATION SECURED C		06/01/2023	REDEMPTION 100.0000		126,786	126,786	126,786	126,786						126,786				1,462	12/01/2032	1.A FE
..760759-AM-2	REPUBLIC SERVICES INC SENIOR CORP_BND		05/15/2023	MATURITY		545,000	545,000	572,174	545,447		(447)		(447)		545,000				12,944	05/15/2023	2.B FE
..78433L-AD-8	SCE RECOVERY FUNDING LLC CORP_BND 1.97		05/15/2023	PAYDOWN		92,412	92,412	92,408	92,410		1		1		92,412				913	11/15/2030	1.A FE
..78433Q-AA-3	SG CAPITAL PARTNERS SGR_21-1 WHOLE_CMO		06/25/2023	PAYDOWN		21,965	21,965	21,965	22,053		(89)		(89)		21,965				292	03/27/2062	1.A FE
..78450F-AA-5	SMB PRIVATE EDUCATION LOAN TRU ABS_ABS		06/15/2023	PAYDOWN		231,131	231,131	229,716	229,812		1,318		1,318		231,131				2,717	11/16/2054	1.A FE
..78450M-AA-0	SMB PRIVATE EDUCATION LOAN TRU ABS_ABS		06/15/2023	PAYDOWN		20,260	20,260	18,238	20,260		2,022		2,022		20,260				28	02/15/2051	1.A FE
..81746F-AG-0	SEQUOIA MORTGAGE TRUST SEMT_17 SUPSEN WH		06/01/2023	PAYDOWN		7,755	7,755	7,934	7,944		(189)		(189)		7,755				113	09/25/2047	1.A
..81748A-AA-2	SEQUOIA MORTGAGE TRUST SEMT_20 SUPSEN WH		06/01/2023	PAYDOWN		24,685	24,685	25,194	25,614		(929)		(929)		24,685				307	04/25/2050	1.A
..81748C-AA-8	SEQUOIA MORTGAGE TRUST SEMT_21 SENIOR WH		06/01/2023	PAYDOWN		96,632	96,632	96,874	96,869		(236)		(236)		96,632				909	01/25/2052	1.A
..81748K-AA-0	SEQUOIA MORTGAGE TRUST SEMT_20 WHOLE_CMO		06/01/2023	PAYDOWN		32,952	32,952	33,766	34,770		(1,818)		(1,818)		32,952				461	03/25/2050	1.A
..82281E-AA-5	SHELLPOINT CO-ORIGINATOR TRUST WHOLE_CMO		06/01/2023	PAYDOWN		1,113	1,116	1,087	1,082		31		31		1,113				16	11/25/2046	1.A
..82652N-AC-2	SIERRA RECEIVABLES FUNDING COM SUB ABS_A		06/20/2023	PAYDOWN		42,412	42,412	42,408	42,409		3		3		42,412				526	08/20/2037	2.B FE
..83192C-AB-3	SMB PRIVATE EDUCATION LOAN TRU ABS_B-A2A		06/15/2023	PAYDOWN		9,336	9,336	8,749	9,336		587		587		9,336				22	06/15/2037	1.A FE
..83208A-AA-1	SMB PRIVATE EDUCATION LOAN TRU ABS -APT1		06/15/2023	PAYDOWN		3,886	3,886	3,369	3,886		518		518		3,886				5	01/15/2053	1.A FE
..83406T-AB-8	SOCIAL PROFESSIONAL LOAN PROG SENIOR AB		06/15/2023	PAYDOWN		8,234	8,234	8,337	8,323		(90)		(90)		8,234				86	05/15/2046	1.A FE
..84610W-AB-1	LIFE STORAGE LP SENIOR CORP_BND 3.500%		06/16/2023	TAX FREE EXCHANGE REDEMPTION 100.0000		999,196	1,000,000	997,560	999,054		143		143		999,196				19,444	07/01/2026	2.B FE
..84858D-AA-6	SPIRIT AIRLINES CLASS A PASS T SECURED C		04/01/2023	PAYDOWN		72,428	72,428	72,859	72,709		(281)		(281)		72,428				1,485	10/01/2029	2.B FE
..85573U-AA-9	STARWOOD MORTGAGE RESIDENTIAL WHOLE_CMO		06/01/2023	REDEMPTION 100.0000		88,611	88,611	88,590	89,123		(512)		(512)		88,611				1,128	02/25/2067	1.A FE
..86668E-AA-8	SUN COUNTRY AIRLINES HOLDINGS CORP_BND		06/15/2023	PAYDOWN		23,840	23,840	23,840	23,840						23,840				499	06/15/2029	1.G PL
..86745A-AA-4	SUNNOVA HELIOS VIII ISSUER LLC SENIOR AB		06/20/2023	PAYDOWN		48,679	48,679	47,926	47,953		727		727		48,679				562	02/22/2049	1.D FE
..86787E-AN-7	TRUISTBANK SENIOR CORP_BND 2.750% 05/0		05/01/2023	MATURITY		700,000	700,000	685,062	699,425		575		575		700,000				9,625	05/01/2023	1.F FE
..87232B-AF-9	TCI-SYMPHONY CLO TSYMP_17-1A SENIOR ABS		04/17/2023	PAYDOWN		51,743	51,743	50,943	50,954		789		789		51,743				1,403	07/15/2030	1.A FE
..87263S-AA-5	TOORAK MORTGAGE TRUST TRK_22-1 SENIOR WH		06/25/2023	PAYDOWN		259,502	259,502	258,931	258,969		533		533		259,502				2,711	02/25/2057	1.A FE
..87267H-AA-5	TPG1 TRUST TPG1_21-DWID LCF SENIOR_OMBS		06/15/2023	PAYDOWN		865,240	865,240	861,996	862,655		2,585		2,585		865,240				23,424	06/15/2026	1.A
..89032D-AA-3	UNITEDAIRLINES2016-2PASSTH SECURED CORP		04/07/2023	PAYDOWN		26,431	26,431	26,431	26,431						26,431				410	04/07/2030	2.C FE
..92211M-AE-3	VANTAGE DATA CENTERS ISSUER LL SENIOR AB		04/01/2023	PAYDOWN		2,500	2,500	2,500	2,500						2,500				16,237	11/16/2043	1.G FE
..92212K-AA-4	VANTAGE DATA CENTERS ISSUER LL SENIOR AB		06/15/2023	PAYDOWN		2,500	2,500	2,500	2,500						2,500				40	07/15/2044	1.G FE
..92258D-AA-5	VELOCITY COMMERCIAL CAPITAL LO SENIOR_CM		06/25/2023	PAYDOWN		104,889	104,889	104,867	104,867		22		22		104,889				1,049	12/01/2051	1.A FE
..92258X-AA-1	VELOCITY COMMERCIAL CAPITAL LO SENIOR AB		06/01/2023	PAYDOWN		29,590	29,590	29,388	29,392		198		198		29,590				357	02/25/2052	1.A FE
..92260A-AA-7	VELOCITYCOMMERCIALCAPITALLO ABS 3-2-A 14		06/25/2023	PAYDOWN		36,848	36,848	36,845	36,845		3		3		36,848				294	05/27/2053	1.A FE
..92260A-AB-5	VELOCITYCOMMERCIALCAPITALLO ABS -2-M1 14		06/01/2023	PAYDOWN		26,099	26,099	26,091	26,091		8		8		26,099				230	05/27/2053	1.C FE
..92538G-AA-0	VERUS SECURITIZATION TRUST VER WHOLE_CMO		06/01/2023	PAYDOWN		323,941	323,941	323,938	325,779		(1,838)		(1,838)		323,941				2,316	11/26/2066	1.A FE
..92538W-AA-5	VERUS SECURITIZATION TRUST VER SENIOR WH		06/01/2023	PAYDOWN		99,407	99,407	99,406	99,929		(522)		(522)		99,407				1,129	01/25/2067	1.A FE
..92890P-AG-9	WF-RBS COMMERCIAL MORTGAGE TRU AM SUB_CM		06/01/2023	PAYDOWN		322,441	322,441	308,913	321,397		1,044		1,044		322,441				5,623	06/15/2046	1.A
..949831-AA-9	WELLS FARGO MORTGAGE BACKED SE WHOLE_CMO		06/01/2023	PAYDOWN		537	537	550	580		(43)		(43)		537				8	07/26/2049	1.A
..95001T-AA-3	WELLS FARGO MORTGAGE BACKED SE SUPSEN WH		06/01/2023	PAYDOWN		1,598	1,598	1,637	1,613		(14)		(14)		1,598				22	11/25/2048	1.A
..959802-AX-7	WESTERN UNION CO/THE SENIOR CORP_BND 4		06/09/2023	MATURITY		2,000,000	2,000,000	1,998,400	1,999,845		155		155		2,000,000				42,500	06/09/2023	2.B FE

E05.2

STATEMENT AS OF JUNE 30, 2023 OF THE EAGLE LIFE INSURANCE COMPANY

SCHEDULE D - PART 4

Show All Long-Term Bonds and Stock Sold, Redeemed or Otherwise Disposed of During the Current Quarter

1	2	3	4	5	6	7	8	9	10	Change In Book/Adjusted Carrying Value					16	17	18	19	20	21	22	
										11	12	13	14	15								
CUSIP Identification	Description	Foreign	Disposal Date	Name of Purchaser	Number of Shares of Stock	Consideration	Par Value	Actual Cost	Prior Year Book/Adjusted Carrying Value	Unrealized Valuation Increase/(Decrease)	Current Year's (Amortization)/Accretion	Current Year's Other Than Temporary Impairment Recognized	Total Change in Book/Adjusted Carrying Value (11 + 12 - 13)	Total Foreign Exchange Change in Book /Adjusted Carrying Value	Book/Adjusted Carrying Value at Disposal Date	Foreign Exchange Gain (Loss) on Disposal	Realized Gain (Loss) on Disposal	Total Gain (Loss) on Disposal	Bond Interest/Stock Dividends Received During Year	Stated Contractual Maturity Date	NAIC Designation, NAIC Designation Modifier and SVO Administrative Symbol	
..97651L-AC-5	WINIWATER MORTGAGE LOAN TRUST W WHOLE_CMO		06/01/2023	PAYDOWN REDEMPTION 100.0000		2,013	2,013	1,962	1,954		.60		.60		2,013				29	06/20/2045	1.A	
..009090-AA-9	AIR CANADA 2015-1 PASS THROUGH SECURED C	A	04/01/2023			(11)	(11)	(9)	(10)		(1)		(1)		(11)				1,085	03/15/2027	1.F FE	
..09629E-AL-5	BLUEMOUNTAIN CLO LTD BLUEM_17 ABS_ABS_2	D	04/20/2023	PAYDOWN REDEMPTION 100.0000		159,373	159,373	157,737			1,635		1,635		159,373				2,314	10/20/2030	1.A FE	
..11043H-AA-6	BRITISH AIRWAYS PASS THRU TRUS SECURED C	D	06/20/2023			38,832	38,832	38,832	38,832						38,832				801	03/20/2033	2.A FE	
..12551J-AL-0	CIFC FUNDING LTD CIFC_17-4A SENIOR ABS_A	D	04/24/2023	PAYDOWN		167,647	167,647	166,055			1,593		1,593		167,647				2,416	10/24/2030	1.A FE	
..14310B-AU-5	CARLYLE GLOBAL MARKET STRATEGI SENIOR AB	D	05/15/2023	PAYDOWN		25,080	25,080	24,724			352		352		25,080				724	08/14/2030	1.A FE	
..14314F-AL-2	CARLYLE GLOBAL MARKET STRATEGI ABS_ABS	D	04/20/2023	PAYDOWN		40,668	40,668	40,391			277		277		40,668				580	07/20/2029	1.A FE	
..18452L-AG-3	CLEAR CREEK CLO LTD CLCRK_15-1 SENIOR AB	D	04/20/2023	PAYDOWN		45,949	45,949	45,765			184		184		45,949				690	10/21/2030	1.A FE	
..26249K-AZ-4	DRYDEN SENIOR LOAN FUND DRSLF SECURED AB	D	04/17/2023	PAYDOWN		105,961	105,961	105,400			562		562		105,961				1,540	04/15/2029	1.A FE	
..40436V-AE-1	HIGHBRIDGE LOAN MANAGEMENT LTD SENIOR AB	D	05/08/2023	PAYDOWN		53,237	53,237	52,936			301		301		53,237				784	05/06/2030	1.A FE	
..40436X-AC-1	HIGHBRIDGE LOAN MANAGEMENT LTD SENIOR AB	D	04/18/2023	PAYDOWN REDEMPTION 100.0000		131,859	131,859	130,251	130,279		1,580		1,580		131,859				3,780	07/18/2029	1.A FE	
..45082#-AA-0	IBERIA LINEAS AEREAS DE ESPANA CORP_BND	D	06/20/2023			8,920	8,920	8,920	8,920						8,920				173	05/20/2033	1.F PL	
..55819B-AW-0	MADISON PARK FUNDING LTD MDPK_ABS_ABS_1	D	04/21/2023	PAYDOWN		7,992	7,992	7,992	7,992						7,992				221	10/21/2030	1.A FE	
..55819Q-AY-3	MADISONPARKFUNDINGLTDMDPK_ABS RR-ATR 14	D	04/24/2023	PAYDOWN REDEMPTION 100.0000		3,551	3,551	3,523			28		28		3,551				51	01/22/2028	1.A FE	
..66934#-AA-6	LARVIKSFJORDEN LTD CORP_BND 4.750% 01/	D	06/22/2023			10,046	10,046	7,896	8,131		1,915		1,915		10,046				199	01/22/2029	3.C PL	
..670970-AA-3	OCF CLO LTD OCF_17-14A SENIOR ABS_ABS_1	D	05/22/2023	PAYDOWN		5,236	5,236	5,192			45		45		5,236				79	11/20/2030	1.A FE	
..69701N-AA-4	PALMER SQUARE LOAN FUNDING LTD ABS_ABS	D	04/17/2023	PAYDOWN		72,396	72,396	71,682			715		715		72,396				2,023	10/15/2030	1.A FE	
..75888K-AA-2	REGATTA VIII FUNDING LTD REGT8 SENIOR AB	D	04/17/2023	PAYDOWN		75,970	75,970	75,074	75,090		880		880		75,970				2,182	10/17/2030	1.A FE	
1109999999	Subtotal - Bonds - Industrial and Miscellaneous (Unaffiliated)					24,790,261	25,234,898	25,001,109	23,798,941		38,769		38,769		25,179,197		(388,936)	(388,936)	521,085	XXX	XXX	
..86277*-AA-3	STRATEGIC PARTNERS FUND VIII L SECURED T		04/17/2023	REDEMPTION 100.0000		64,366	64,366	64,366	64,366						64,366				1,155	03/10/2025	1.F PL	
1909999999	Subtotal - Bonds - Unaffiliated Bank Loans					64,366	64,366	64,366	64,366						64,366				1,155	XXX	XXX	
2509999997	Total - Bonds - Part 4					30,181,805	30,625,156	30,573,941	29,349,357		(120,107)		(120,107)		30,570,741		(388,936)	(388,936)	597,729	XXX	XXX	
2509999998	Total - Bonds - Part 5					XXX	XXX	XXX	XXX	XXX	XXX	XXX	XXX	XXX	XXX	XXX	XXX	XXX	XXX	XXX	XXX	XXX
2509999999	Total - Bonds					30,181,805	30,625,156	30,573,941	29,349,357		(120,107)		(120,107)		30,570,741		(388,936)	(388,936)	597,729	XXX	XXX	
4509999997	Total - Preferred Stocks - Part 4						XXX													XXX	XXX	
4509999998	Total - Preferred Stocks - Part 5					XXX	XXX	XXX	XXX	XXX	XXX	XXX	XXX	XXX	XXX	XXX	XXX	XXX	XXX	XXX	XXX	XXX
4509999999	Total - Preferred Stocks						XXX													XXX	XXX	
5989999997	Total - Common Stocks - Part 4						XXX													XXX	XXX	
5989999998	Total - Common Stocks - Part 5					XXX	XXX	XXX	XXX	XXX	XXX	XXX	XXX	XXX	XXX	XXX	XXX	XXX	XXX	XXX	XXX	XXX
5989999999	Total - Common Stocks						XXX													XXX	XXX	
5999999999	Total - Preferred and Common Stocks						XXX													XXX	XXX	
6009999999	Totals					30,181,805	XXX	30,573,941	29,349,357		(120,107)		(120,107)		30,570,741		(388,936)	(388,936)	597,729	XXX	XXX	

STATEMENT AS OF JUNE 30, 2023 OF THE EAGLE LIFE INSURANCE COMPANY

SCHEDULE DB - PART A - SECTION 1

Showing all Options, Caps, Floors, Collars, Swaps and Forwards Open as of Current Statement Date

1	2	3	4	5	6	7	8	9	10	11	12	13	14	15	16	17	18	19	20	21	22	23														
Description	Description of Item(s) Hedged, Used for Income Generation or Replicated	Schedule/ Exhibit Identifier	Type(s) of Risk(s) (a)	Exchange, Counterparty or Central Clearinghouse	Trade Date	Date of Maturity or Expiration	Number of Contracts	Notional Amount	Strike Price, Rate or Index Received (Paid)	Cumulative Prior Year(s) Initial Cost of Un-discounted Premium (Received) Paid	Current Year Initial Cost of Un-discounted Premium (Received) Paid	Current Year Income	Book/ Adjusted Carrying Value	Code	Fair Value	Unrealized Valuation Increase/ (Decrease)	Total Foreign Exchange Change in B./A.C.V.	Current Year's (Amortization)/ Accretion	Adjustment to Carrying Value of Hedged Item	Potential Exposure	Credit Quality of Reference Entity	Hedge Effectiveness at Inception and at Quarter-end (b)														
007999999. Subtotal - Purchased Options - Hedging Effective Excluding Variable Annuity Guarantees Under SSAP No.108														XXX																			XXX	XXX		
014999999. Subtotal - Purchased Options - Hedging Effective Variable Annuity Guarantees Under SSAP No.108														XXX																						
S&P 500 Dividend Aristocrats Daily Risk Control 5% Index		N/A	Equity/Index	AEL 85LNZLR1WR9SYRVFCH09	.07/01/2022	07/03/2023	61	108,729	1781.32	2,446			102		1,951			(1,223)																		
SPXDSUN Index Option		N/A	Equity/Index	AEL 85LNZLR1WR9SYRVFCH09	.07/01/2022	07/03/2023	122	374,068	3055.98	11,769			490		14,918			(5,885)																		
S&P 500 Index Option		N/A	Equity/Index	AEL 85LNZLR1WR9SYRVFCH09	.07/01/2022	07/03/2023	343	1,310,953	3825.33	84,527			3,522		136,264			(42,263)																		
S&P 500 Dividend Aristocrats Daily Risk Control 5% Index		N/A	Equity/Index	AEL 85LNZLR1WR9SYRVFCH09	.07/05/2022	07/05/2023	413	734,583	1778.59	16,381			683		14,341			(8,191)																		
SPXDSUN Index Option		N/A	Equity/Index	AEL 85LNZLR1WR9SYRVFCH09	.07/05/2022	07/05/2023	10	31,797	3051.85	970			40		1,391			(485)																		
S&P 500 Index Option		N/A	Equity/Index	AEL 85LNZLR1WR9SYRVFCH09	.07/05/2022	07/05/2023	590	2,261,867	3831.39	156,015			6,501		251,048			(78,008)																		
S&P 500 Dividend Aristocrats Daily Risk Control 5% Index		N/A	Equity/Index	AEL 85LNZLR1WR9SYRVFCH09	.07/06/2022	07/06/2023	520	926,254	1779.91	20,933			872		17,393			(10,467)																		
SPXDSUN Index Option		N/A	Equity/Index	AEL 85LNZLR1WR9SYRVFCH09	.07/06/2022	07/06/2023	115	350,271	3054.26	10,619			442		15,240			(5,310)																		
S&P 500 Index Option		N/A	Equity/Index	AEL 85LNZLR1WR9SYRVFCH09	.07/06/2022	07/06/2023	681	2,617,037	3845.08	108,705			4,529		180,369			(54,353)																		
UST 2.875% 05/15/32 Total Return Options		N/A	Equity/Index	AEL 85LNZLR1WR9SYRVFCH09	.07/06/2022	07/07/2023	345	33,815	98	510			21		1,061			(255)																		
S&P 500 Dividend Aristocrats Daily Risk Control 5% Index		N/A	Equity/Index	AEL 85LNZLR1WR9SYRVFCH09	.07/08/2022	07/07/2023	690	1,227,760	1779.89	27,256			1,136		23,082			(13,628)																		
S&P 500 Dividend Aristocrats Daily Risk Control 5% Index		N/A	Equity/Index	AEL 85LNZLR1WR9SYRVFCH09	.07/07/2022	07/07/2023	471	839,395	1782.4	18,802			783		14,583			(9,401)																		
Invesco Dynamic Growth Index		N/A	Equity/Index	AEL 85LNZLR1WR9SYRVFCH09	.07/07/2022	07/07/2023	140	367,560	2634.189	8,233			343		30			(4,117)																		
SPXDSUN Index Option		N/A	Equity/Index	AEL 85LNZLR1WR9SYRVFCH09	.07/08/2022	07/07/2023	27	82,654	3054.51	2,700			112		3,467			(1,350)																		
SPXDSUN Index Option		N/A	Equity/Index	AEL 85LNZLR1WR9SYRVFCH09	.07/07/2022	07/07/2023	22	67,097	3058.68	2,120			88		2,795			(1,060)																		
S&P 500 Index Option		N/A	Equity/Index	AEL 85LNZLR1WR9SYRVFCH09	.07/08/2022	07/07/2023	1,397	5,446,848	3899.38	212,388			8,850		338,057			(106,194)																		
S&P 500 Index Option		N/A	Equity/Index	AEL 85LNZLR1WR9SYRVFCH09	.07/07/2022	07/07/2023	862	3,363,265	3902.62	112,442			4,685		185,070			(56,221)																		
S&P 500 Dividend Aristocrats Daily Risk Control 5% Index		N/A	Equity/Index	AEL 85LNZLR1WR9SYRVFCH09	.07/08/2022	07/10/2023	242	430,508	1779.89	9,600			400		8,115			(4,800)																		
S&P 500 Index Option		N/A	Equity/Index	AEL 85LNZLR1WR9SYRVFCH09	.07/08/2022	07/10/2023	334	1,300,822	3899.38	86,623			3,609		125,456			(43,312)																		
S&P 500 Dividend Aristocrats Daily Risk Control 5% Index		N/A	Equity/Index	AEL 85LNZLR1WR9SYRVFCH09	.07/11/2022	07/11/2023	198	352,600	1778.8	7,828			326		6,870			(3,914)																		

E06

STATEMENT AS OF JUNE 30, 2023 OF THE EAGLE LIFE INSURANCE COMPANY

SCHEDULE DB - PART A - SECTION 1

Showing all Options, Caps, Floors, Collars, Swaps and Forwards Open as of Current Statement Date

1	2	3	4	5	6	7	8	9	10	11	12	13	14	15	16	17	18	19	20	21	22	23	
Description	Description of Item(s) Hedged, Used for Income Generation or Replicated	Schedule/ Exhibit Identifier	Type(s) of Risk(s) (a)	Exchange, Counterparty or Central Clearinghouse	Trade Date	Date of Maturity or Expiration	Number of Contracts	Notional Amount	Strike Price, Rate or Index Received (Paid)	Cumulative Prior Year(s) Initial Cost of Un-discounted Premium (Received) Paid	Current Year Initial Cost of Un-discounted Premium (Received) Paid	Current Year Income	Book/ Adjusted Carrying Value	Code	Fair Value	Unrealized Valuation Increase/ (Decrease)	Total Foreign Exchange Change in B./A.C.V.	Current Year's (Amortization)/ Accretion	Adjustment to Carrying Value of Hedged Item	Potential Exposure	Credit Quality of Reference Entity	Hedge Effectiveness at Inception and at Quarter-end (b)	
SPXDSUN Index Option PTPT		N/A	Equity/Index	AEL 85LNZLR1WR9SYRVFCH09	.07/11/2022	.07/11/2023	3	10,604	3053.07	363			15		495			(181)					
S&P 500 Index Option PTPT		N/A	Equity/Index	AEL 85LNZLR1WR9SYRVFCH09	.07/11/2022	.07/11/2023	635	2,448,440	3854.43	97,909			4,080		158,883			(48,955)					
S&P 500 Dividend Aristocrats Daily Risk Control 5% Index		N/A	Equity/Index	AEL 85LNZLR1WR9SYRVFCH09	.07/12/2022	.07/12/2023	426	756,431	1776.89	16,868			703		15,571			(8,434)					
S&P 500 Index Option PTPT		N/A	Equity/Index	AEL 85LNZLR1WR9SYRVFCH09	.07/12/2022	.07/12/2023	625	2,387,854	3818.8	118,801			4,950		197,456			(59,401)					
Franklin Global Trends Index		N/A	Equity/Index	AEL 85LNZLR1WR9SYRVFCH09	.07/13/2022	.07/13/2023	708	175,557	248.05	4,178			174					(2,089)					
S&P 500 Dividend Aristocrats Daily Risk Control 5% Index		N/A	Equity/Index	AEL 85LNZLR1WR9SYRVFCH09	.07/13/2022	.07/13/2023	837	1,486,151	1775	32,993			1,375		32,212			(16,496)					
Invesco Dynamic Growth Index		N/A	Equity/Index	AEL 85LNZLR1WR9SYRVFCH09	.07/13/2022	.07/13/2023	399	1,050,352	2634.968	23,423			976		362			(11,711)					
SPXDSUN Index Option PTPT		N/A	Equity/Index	AEL 85LNZLR1WR9SYRVFCH09	.07/13/2022	.07/13/2023	68	207,645	3046.84	6,966			290		9,830			(3,483)					
S&P 500 Index Option PTPT		N/A	Equity/Index	AEL 85LNZLR1WR9SYRVFCH09	.07/13/2022	.07/13/2023	668	2,541,205	3801.78	102,998			4,292		175,198			(51,499)					
UST 2.875% 05/15/32		N/A	Equity/Index	AEL 85LNZLR1WR9SYRVFCH09	.07/13/2022	.07/14/2023	172	16,835	98	234			10		514			(117)					
Total Return Options S&P 500 Dividend Aristocrats Daily Risk Control 5% Index		N/A	Equity/Index	AEL 85LNZLR1WR9SYRVFCH09	.07/14/2022	.07/14/2023	552	978,353	1772.94	22,013			917		22,369			(11,006)					
S&P 500 Dividend Aristocrats Daily Risk Control 5% Index		N/A	Equity/Index	AEL 85LNZLR1WR9SYRVFCH09	.07/15/2022	.07/14/2023	1,657	2,947,409	1778.27	66,022			2,751		58,511			(33,011)					
Invesco Dynamic Growth Index		N/A	Equity/Index	AEL 85LNZLR1WR9SYRVFCH09	.07/15/2022	.07/14/2023	109	287,672	2635.231	6,415			267		113			(3,208)					
SPXDSUN Index Option PTPT		N/A	Equity/Index	AEL 85LNZLR1WR9SYRVFCH09	.07/15/2022	.07/14/2023	90	274,868	3052.72	8,438			352		11,608			(4,219)					
S&P 500 Index Option PTPT		N/A	Equity/Index	AEL 85LNZLR1WR9SYRVFCH09	.07/14/2022	.07/14/2023	541	2,050,593	3790.38	68,010			2,834		117,772			(34,005)					
S&P 500 Index Option PTPT		N/A	Equity/Index	AEL 85LNZLR1WR9SYRVFCH09	.07/15/2022	.07/14/2023	1,509	5,827,950	3863.16	275,747			11,489		439,996			(137,873)					
S&P 500 Dividend Aristocrats Daily Risk Control 5% Index		N/A	Equity/Index	AEL 85LNZLR1WR9SYRVFCH09	.07/15/2022	.07/17/2023	174	308,683	1778.27	6,914			288		6,154			(3,457)					
SPXDSUN Index Option PTPT		N/A	Equity/Index	AEL 85LNZLR1WR9SYRVFCH09	.07/15/2022	.07/17/2023	99	303,617	3052.72	10,444			435		14,467			(5,222)					
S&P 500 Index Option PTPT		N/A	Equity/Index	AEL 85LNZLR1WR9SYRVFCH09	.07/15/2022	.07/17/2023	407	1,570,454	3863.16	102,099			4,254		155,865			(51,050)					
S&P 500 Dividend Aristocrats Daily Risk Control 5% Index		N/A	Equity/Index	AEL 85LNZLR1WR9SYRVFCH09	.07/18/2022	.07/18/2023	249	442,122	1774.46	9,992			416		9,765			(4,996)					
SPXDSUN Index Option PTPT		N/A	Equity/Index	AEL 85LNZLR1WR9SYRVFCH09	.07/18/2022	.07/18/2023	53	161,183	3046.61	5,178			216		7,858			(2,589)					

STATEMENT AS OF JUNE 30, 2023 OF THE EAGLE LIFE INSURANCE COMPANY

SCHEDULE DB - PART A - SECTION 1

Showing all Options, Caps, Floors, Collars, Swaps and Forwards Open as of Current Statement Date

1	2	3	4	5	6	7	8	9	10	11	12	13	14	15	16	17	18	19	20	21	22	23
Description	Description of Item(s) Hedged, Used for Income Generation or Replicated	Schedule/ Exhibit Identifier	Type(s) of Risk(s) (a)	Exchange, Counterparty or Central Clearinghouse	Trade Date	Date of Maturity or Expiration	Number of Contracts	Notional Amount	Strike Price, Rate or Index Received (Paid)	Cumulative Prior Year(s) Initial Cost of Un-discounted Premium (Received) Paid	Current Year Initial Cost of Un-discounted Premium (Received) Paid	Current Year Income	Book/ Adjusted Carrying Value	Code	Fair Value	Unrealized Valuation Increase/ (Decrease)	Total Foreign Exchange Change in B./A.C.V.	Current Year's (Amortization)/ Accretion	Adjustment to Carrying Value of Hedged Item	Potential Exposure	Credit Quality of Reference Entity	Hedge Effectiveness at Inception and at Quarter-end (b)
S&P 500 Index Option PTPT		N/A	Equity/Index	AEL 85LNZLR1WR9SYRVFCH09	.07/18/2022	.07/18/2023	640	2,450,836	3830.85	135,438			5,643		219,016			(67,719)				
S&P 500 Dividend Aristocrats Daily Risk Control 5% Index		N/A	Equity/Index	AEL 85LNZLR1WR9SYRVFCH09	.07/19/2022	.07/19/2023	313	558,243	1784.19	12,449			519		9,390			(6,224)				
Invesco Dynamic Growth Index		N/A	Equity/Index	AEL 85LNZLR1WR9SYRVFCH09	.07/19/2022	.07/19/2023	343	903,887	2631.595	20,157			840		781			(10,078)				
S&P 500 Index Option PTPT		N/A	Equity/Index	AEL 85LNZLR1WR9SYRVFCH09	.07/19/2022	.07/19/2023	645	2,538,000	3936.69	139,700			5,821		196,557			(69,850)				
Franklin Global Trends Index		N/A	Equity/Index	AEL 85LNZLR1WR9SYRVFCH09	.07/20/2022	.07/20/2023	75	18,535	246.7	441			18		1			(221)				
S&P 500 Dividend Aristocrats Daily Risk Control 5% Index		N/A	Equity/Index	AEL 85LNZLR1WR9SYRVFCH09	.07/20/2022	.07/20/2023	768	1,369,925	1784.62	30,823			1,284		22,804			(15,412)				
Invesco Dynamic Growth Index		N/A	Equity/Index	AEL 85LNZLR1WR9SYRVFCH09	.07/20/2022	.07/20/2023	265	696,469	2630.29	15,531			647		703			(7,766)				
SPXDSUN Index Option PTPT		N/A	Equity/Index	AEL 85LNZLR1WR9SYRVFCH09	.07/20/2022	.07/20/2023	89	271,670	3064.33	8,364			348		10,417			(4,182)				
S&P 500 Indx Opt MOPTPT		N/A	Equity/Index	AEL 85LNZLR1WR9SYRVFCH09	.07/20/2022	.07/20/2023	735	2,911,495	3959.9	103,003			4,292		157,901			(51,502)				
S&P 500 Dividend Aristocrats Daily Risk Control 5% Index		N/A	Equity/Index	AEL 85LNZLR1WR9SYRVFCH09	.07/21/2022	.07/21/2023	516	922,236	1787.88	20,658			861		13,870			(10,329)				
S&P 500 Dividend Aristocrats Daily Risk Control 5% Index		N/A	Equity/Index	AEL 85LNZLR1WR9SYRVFCH09	.07/22/2022	.07/21/2023	1,010	1,806,822	1788.59	41,015			1,709		26,534			(20,507)				
Invesco Dynamic Growth Index		N/A	Equity/Index	AEL 85LNZLR1WR9SYRVFCH09	.07/22/2022	.07/21/2023	106	280,981	2653.52	6,294			262		67			(3,147)				
SPXDSUN Index Option PTPT		N/A	Equity/Index	AEL 85LNZLR1WR9SYRVFCH09	.07/21/2022	.07/21/2023	17	53,654	3070.07	1,787			74		2,180			(894)				
SPXDSUN Index Option PTPT		N/A	Equity/Index	AEL 85LNZLR1WR9SYRVFCH09	.07/22/2022	.07/21/2023	24	72,527	3071.44	2,397			100		3,024			(1,199)				
S&P 500 Index Option PTPT		N/A	Equity/Index	AEL 85LNZLR1WR9SYRVFCH09	.07/22/2022	.07/21/2023	1,161	4,601,380	3961.63	234,604			9,775		327,056			(117,302)				
S&P 500 Index Option PTPT		N/A	Equity/Index	AEL 85LNZLR1WR9SYRVFCH09	.07/21/2022	.07/21/2023	555	2,219,806	3998.95	70,444			2,935		110,150			(35,222)				
S&P 500 Dividend Aristocrats Daily Risk Control 5% Index		N/A	Equity/Index	AEL 85LNZLR1WR9SYRVFCH09	.07/22/2022	.07/24/2023	369	659,588	1788.59	14,973			624		9,815			(7,486)				
SPXDSUN Index Option PTPT		N/A	Equity/Index	AEL 85LNZLR1WR9SYRVFCH09	.07/22/2022	.07/24/2023	21	65,560	3071.44	1,960			82		2,440			(980)				
S&P 500 Index Option PTPT		N/A	Equity/Index	AEL 85LNZLR1WR9SYRVFCH09	.07/22/2022	.07/24/2023	588	2,330,177	3961.63	131,524			5,480		178,666			(65,762)				
S&P 500 Dividend Aristocrats Daily Risk Control 5% Index		N/A	Equity/Index	AEL 85LNZLR1WR9SYRVFCH09	.07/25/2022	.07/25/2023	307	549,245	1790.41	12,358			515		7,730			(6,179)				
Invesco Dynamic Growth Index		N/A	Equity/Index	AEL 85LNZLR1WR9SYRVFCH09	.07/25/2022	.07/25/2023	243	643,885	2651.232	14,423			601		269			(7,212)				
SPXDSUN Index Option PTPT		N/A	Equity/Index	AEL 85LNZLR1WR9SYRVFCH09	.07/25/2022	.07/25/2023	19	59,355	3074.99	2,008			84		2,439			(1,004)				

STATEMENT AS OF JUNE 30, 2023 OF THE EAGLE LIFE INSURANCE COMPANY

SCHEDULE DB - PART A - SECTION 1

Showing all Options, Caps, Floors, Collars, Swaps and Forwards Open as of Current Statement Date

1	2	3	4	5	6	7	8	9	10	11	12	13	14	15	16	17	18	19	20	21	22	23	
Description	Description of Item(s) Hedged, Used for Income Generation or Replicated	Schedule/ Exhibit Identifier	Type(s) of Risk(s) (a)	Exchange, Counterparty or Central Clearinghouse	Trade Date	Date of Maturity or Expiration	Number of Contracts	Notional Amount	Strike Price, Rate or Index Received (Paid)	Cumulative Prior Year(s) Initial Cost of Un-discounted Premium (Received) Paid	Current Year Initial Cost of Un-discounted Premium (Received) Paid	Current Year Income	Book/ Adjusted Carrying Value	Code	Fair Value	Unrealized Valuation Increase/ (Decrease)	Total Foreign Exchange Change in B./A.C.V.	Current Year's (Amortization)/ Accretion	Adjustment to Carrying Value of Hedged Item	Potential Exposure	Credit Quality of Reference Entity	Hedge Effectiveness at Inception and at Quarter-end (b)	
S&P 500 Index Option PTPT		N/A	Equity/Index	AEL 85LNZLR1WR9SYRVFCH09	07/25/2022	07/25/2023	422	1,672,301	3968.84	88,770			3,699		120,954			(44,385)					
S&P 500 Dividend Aristocrats Daily Risk Control 5% Index		N/A	Equity/Index	AEL 85LNZLR1WR9SYRVFCH09	07/26/2022	07/26/2023	259	464,157	1789.93	10,490			437		6,671			(5,245)					
Invesco Dynamic Growth Index		N/A	Equity/Index	AEL 85LNZLR1WR9SYRVFCH09	07/26/2022	07/26/2023	63	168,123	2650.471	3,766			157		80			(1,883)					
SPXDSUN Index Option PTPT		N/A	Equity/Index	AEL 85LNZLR1WR9SYRVFCH09	07/26/2022	07/26/2023	4	13,386	3074.3	439			18		522			(220)					
S&P 500 Index Option PTPT		N/A	Equity/Index	AEL 85LNZLR1WR9SYRVFCH09	07/26/2022	07/26/2023	861	3,375,958	3921.05	171,485			7,145		251,662			(85,742)					
Franklin Global Trends Index		N/A	Equity/Index	AEL 85LNZLR1WR9SYRVFCH09	07/27/2022	07/27/2023	387	96,449	249.37	2,295			96		1			(1,148)					
S&P 500 Dividend Aristocrats Daily Risk Control 5% Index		N/A	Equity/Index	AEL 85LNZLR1WR9SYRVFCH09	07/27/2022	07/27/2023	342	613,745	1794.77	13,809			575		7,510			(6,905)					
Invesco Dynamic Growth Index		N/A	Equity/Index	AEL 85LNZLR1WR9SYRVFCH09	07/27/2022	07/27/2023	34	90,949	2662.657	2,037			85		22			(1,019)					
SPXDSUN Index Option PTPT		N/A	Equity/Index	AEL 85LNZLR1WR9SYRVFCH09	07/27/2022	07/27/2023	82	251,325	3082.75	8,341			348		9,231			(4,171)					
S&P 500 Index Option PTPT		N/A	Equity/Index	AEL 85LNZLR1WR9SYRVFCH09	07/27/2022	07/27/2023	990	3,984,667	4023.61	145,322			6,055		213,474			(72,661)					
S&P 500 Dividend Aristocrats Daily Risk Control 5% Index		N/A	Equity/Index	AEL 85LNZLR1WR9SYRVFCH09	07/28/2022	07/28/2023	453	816,567	1801.02	18,128			755		7,951			(9,064)					
S&P 500 Dividend Aristocrats Daily Risk Control 5% Index		N/A	Equity/Index	AEL 85LNZLR1WR9SYRVFCH09	07/29/2022	07/28/2023	1,299	2,343,368	1804.67	52,726			2,197		19,629			(26,363)					
SPXDSUN Index Option PTPT		N/A	Equity/Index	AEL 85LNZLR1WR9SYRVFCH09	07/29/2022	07/28/2023	9	27,522	3100.1	812			34		777			(406)					
S&P 500 Index Option PTPT		N/A	Equity/Index	AEL 85LNZLR1WR9SYRVFCH09	07/28/2022	07/28/2023	776	3,161,755	4072.43	96,775			4,032		147,104			(48,387)					
S&P 500 Index Option PTPT		N/A	Equity/Index	AEL 85LNZLR1WR9SYRVFCH09	07/29/2022	07/28/2023	1,347	5,562,913	4130.29	224,012			9,334		274,081			(112,006)					
S&P 500 Dividend Aristocrats Daily Risk Control 5% Index		N/A	Equity/Index	AEL 85LNZLR1WR9SYRVFCH09	07/29/2022	07/31/2023	300	541,016	1804.67	12,173			507		4,686			(6,086)					
SPXDSUN Index Option PTPT		N/A	Equity/Index	AEL 85LNZLR1WR9SYRVFCH09	07/29/2022	07/31/2023	45	139,081	3100.1	4,701			196		4,820			(2,350)					
S&P 500 Index Option PTPT		N/A	Equity/Index	AEL 85LNZLR1WR9SYRVFCH09	07/29/2022	07/31/2023	690	2,848,840	4130.29	153,188			6,383		162,215			(76,594)					
S&P 500 Dividend Aristocrats Daily Risk Control 5% Index		N/A	Equity/Index	AEL 85LNZLR1WR9SYRVFCH09	08/01/2022	08/01/2023	390	702,976	1804.55	15,958			1,995		6,184			(7,979)					
SPXDSUN Index Option PTPT		N/A	Equity/Index	AEL 85LNZLR1WR9SYRVFCH09	08/01/2022	08/01/2023	48	149,167	3100.53	4,352			544		4,062			(2,176)					
S&P 500 Index Option PTPT		N/A	Equity/Index	AEL 85LNZLR1WR9SYRVFCH09	08/01/2022	08/01/2023	843	3,470,114	4118.63	229,934			28,742		226,161			(114,967)					

STATEMENT AS OF JUNE 30, 2023 OF THE EAGLE LIFE INSURANCE COMPANY

SCHEDULE DB - PART A - SECTION 1

Showing all Options, Caps, Floors, Collars, Swaps and Forwards Open as of Current Statement Date

1	2	3	4	5	6	7	8	9	10	11	12	13	14	15	16	17	18	19	20	21	22	23	
Description	Description of Item(s) Hedged, Used for Income Generation or Replicated	Schedule/ Exhibit Identifier	Type(s) of Risk(s) (a)	Exchange, Counterparty or Central Clearinghouse	Trade Date	Date of Maturity or Expiration	Number of Contracts	Notional Amount	Strike Price, Rate or Index Received (Paid)	Cumulative Prior Year(s) Initial Cost of Un-discounted Premium (Received) Paid	Current Year Initial Cost of Un-discounted Premium (Received) Paid	Current Year Income	Book/ Adjusted Carrying Value	Code	Fair Value	Unrealized Valuation Increase/ (Decrease)	Total Foreign Exchange Change in B./A.C.V.	Current Year's (Amortization)/ Accretion	Adjustment to Carrying Value of Hedged Item	Potential Exposure	Credit Quality of Reference Entity	Hedge Effectiveness at Inception and at Quarter-end (b)	
S&P 500 Dividend Aristocrats Daily Risk Control 5% Index		N/A	Equity/Index	AEL 85LNZLR1WR9SYRVFCH09	08/02/2022	08/02/2023	424	763,795	1799.88	17,109			2,139		8,112			(8,555)					
Invesco Dynamic Growth Index		N/A	Equity/Index	AEL 85LNZLR1WR9SYRVFCH09	08/02/2022	08/02/2023	194	515,360	2663.137	11,544			1,443		198			(5,772)					
SPXDSUN Index Option		N/A	Equity/Index	AEL 85LNZLR1WR9SYRVFCH09	08/02/2022	08/02/2023	3	7,968	3092.7	261			33		270			(131)					
PTPT		N/A	Equity/Index	AEL 85LNZLR1WR9SYRVFCH09	08/02/2022	08/02/2023	961	3,931,756	4091.19	202,981			25,373		233,635			(101,491)					
Franklin Global Trends Index		N/A	Equity/Index	AEL 85LNZLR1WR9SYRVFCH09	08/03/2022	08/03/2023	257	64,210	250.03	1,528			191		1			(764)					
S&P 500 Dividend Aristocrats Daily Risk Control 5% Index		N/A	Equity/Index	AEL 85LNZLR1WR9SYRVFCH09	08/03/2022	08/03/2023	589	1,062,459	1802.64	23,799			2,975		10,267			(11,900)					
Invesco Dynamic Growth Index		N/A	Equity/Index	AEL 85LNZLR1WR9SYRVFCH09	08/03/2022	08/03/2023	60	160,070	2666.73	3,570			446		54			(1,785)					
SPXDSUN Index Option		N/A	Equity/Index	AEL 85LNZLR1WR9SYRVFCH09	08/03/2022	08/03/2023	105	325,216	3097.66	10,179			1,272		10,436			(5,089)					
PTPT		N/A	Equity/Index	AEL 85LNZLR1WR9SYRVFCH09	08/03/2022	08/03/2023	973	4,042,255	4155.17	141,198			17,650		192,053			(70,599)					
S&P 500 Dividend Aristocrats Daily Risk Control 5% Index		N/A	Equity/Index	AEL 85LNZLR1WR9SYRVFCH09	08/04/2022	08/04/2023	785	1,414,108	1801.73	31,817			3,977		14,263			(15,909)					
S&P 500 Dividend Aristocrats Daily Risk Control 5% Index		N/A	Equity/Index	AEL 85LNZLR1WR9SYRVFCH09	08/05/2022	08/04/2023	1,004	1,810,517	1802.99	40,737			5,092		17,422			(20,368)					
SPXDSUN Index Option		N/A	Equity/Index	AEL 85LNZLR1WR9SYRVFCH09	08/05/2022	08/04/2023	299	926,113	3098.68	28,166			3,521		26,048			(14,083)					
PTPT		N/A	Equity/Index	AEL 85LNZLR1WR9SYRVFCH09	08/05/2022	08/04/2023	1,626	6,741,001	4145.19	326,118			40,765		351,681			(163,059)					
S&P 500 Index Option		N/A	Equity/Index	AEL 85LNZLR1WR9SYRVFCH09	08/04/2022	08/04/2023	1,230	5,106,814	4151.94	152,202			19,025		220,865			(76,101)					
PTPT		N/A	Equity/Index	AEL 85LNZLR1WR9SYRVFCH09	08/04/2022	08/04/2023	311	560,634	1802.99	12,614			1,577		5,538			(6,307)					
S&P 500 Dividend Aristocrats Daily Risk Control 5% Index		N/A	Equity/Index	AEL 85LNZLR1WR9SYRVFCH09	08/05/2022	08/07/2023	29	88,753	3098.68	3,066			383		3,035			(1,533)					
SPXDSUN Index Option		N/A	Equity/Index	AEL 85LNZLR1WR9SYRVFCH09	08/05/2022	08/07/2023	347	1,437,523	4145.19	108,182			13,523		93,866			(54,091)					
PTPT		N/A	Equity/Index	AEL 85LNZLR1WR9SYRVFCH09	08/05/2022	08/07/2023	297	536,395	1805.1	12,069			1,509		4,945			(6,034)					
Invesco Dynamic Growth Index		N/A	Equity/Index	AEL 85LNZLR1WR9SYRVFCH09	08/08/2022	08/08/2023	156	415,020	2663.726	9,255			1,157		223			(4,627)					
SPXDSUN Index Option		N/A	Equity/Index	AEL 85LNZLR1WR9SYRVFCH09	08/08/2022	08/08/2023	12	36,499	3102.92	1,245			156		1,151			(622)					
PTPT		N/A	Equity/Index	AEL 85LNZLR1WR9SYRVFCH09	08/08/2022	08/08/2023	301	1,244,107	4140.06	94,519			11,815		82,685			(47,259)					

E06.4

STATEMENT AS OF JUNE 30, 2023 OF THE EAGLE LIFE INSURANCE COMPANY

SCHEDULE DB - PART A - SECTION 1

Showing all Options, Caps, Floors, Collars, Swaps and Forwards Open as of Current Statement Date

1	2	3	4	5	6	7	8	9	10	11	12	13	14	15	16	17	18	19	20	21	22	23	
Description	Description of Item(s) Hedged, Used for Income Generation or Replicated	Schedule/ Exhibit Identifier	Type(s) of Risk(s) (a)	Exchange, Counterparty or Central Clearinghouse	Trade Date	Date of Maturity or Expiration	Number of Contracts	Notional Amount	Strike Price, Rate or Index Received (Paid)	Cumulative Prior Year(s) Initial Cost of Un-discounted Premium (Received) Paid	Current Year Initial Cost of Un-discounted Premium (Received) Paid	Current Year Income	Book/ Adjusted Carrying Value	Code	Fair Value	Unrealized Valuation Increase/ (Decrease)	Total Foreign Exchange Change in B./A.C.V.	Current Year's (Amortization)/ Accretion	Adjustment to Carrying Value of Hedged Item	Potential Exposure	Credit Quality of Reference Entity	Hedge Effectiveness at Inception and at Quarter-end (b)	
S&P 500 Dividend Aristocrats Daily Risk Control 5% Index		N/A	Equity/Index	AEL 85LNZLR1WR9SYRVFCH09	08/09/2022	08/09/2023	589	1,061,839	1803.29	24,210			3,026		10,550			(12,105)					
Invesco Dynamic Growth Index		N/A	Equity/Index	AEL 85LNZLR1WR9SYRVFCH09	08/09/2022	08/09/2023	613	1,629,795	2660.044	36,344			4,543		1,104			(18,172)					
SPXDSUN Index Option		N/A	Equity/Index	AEL 85LNZLR1WR9SYRVFCH09	08/09/2022	08/09/2023	6	17,113	3100.02	524			65		478			(262)					
S&P 500 Index Option		N/A	Equity/Index	AEL 85LNZLR1WR9SYRVFCH09	08/09/2022	08/09/2023	729	3,004,113	4122.47	130,865			16,358		154,188			(65,433)					
Franklin Global Trends Index		N/A	Equity/Index	AEL 85LNZLR1WR9SYRVFCH09	08/10/2022	08/10/2023	500	124,718	249.22	2,968			371		11			(1,484)					
S&P 500 Dividend Aristocrats Daily Risk Control 5% Index		N/A	Equity/Index	AEL 85LNZLR1WR9SYRVFCH09	08/10/2022	08/10/2023	569	1,030,636	1812.19	23,189			2,899		7,366			(11,595)					
Invesco Dynamic Growth Index		N/A	Equity/Index	AEL 85LNZLR1WR9SYRVFCH09	08/10/2022	08/10/2023	35	93,910	2667.141	2,094			262		48			(1,047)					
SPXDSUN Index Option		N/A	Equity/Index	AEL 85LNZLR1WR9SYRVFCH09	08/10/2022	08/10/2023	60	186,102	3115.53	6,037			755		5,355			(3,019)					
S&P Digital		N/A	Equity/Index	AEL 85LNZLR1WR9SYRVFCH09	08/10/2022	08/10/2023	779	3,281,291	4210.24	111,079			13,885		138,616			(55,540)					
S&P 500 Dividend Aristocrats Daily Risk Control 5% Index		N/A	Equity/Index	AEL 85LNZLR1WR9SYRVFCH09	08/11/2022	08/11/2023	418	758,362	1813.8	17,063			2,133		5,138			(8,532)					
S&P 500 Dividend Aristocrats Daily Risk Control 5% Index		N/A	Equity/Index	AEL 85LNZLR1WR9SYRVFCH09	08/12/2022	08/11/2023	1,481	2,697,590	1821.85	60,426			7,553		12,899			(30,213)					
Invesco Dynamic Growth Index		N/A	Equity/Index	AEL 85LNZLR1WR9SYRVFCH09	08/12/2022	08/11/2023	118	314,272	2666.373	7,008			876		174			(3,504)					
SPXDSUN Index Option		N/A	Equity/Index	AEL 85LNZLR1WR9SYRVFCH09	08/12/2022	08/11/2023	7	23,044	3132.56	716			89		479			(358)					
S&P 500 Index Option		N/A	Equity/Index	AEL 85LNZLR1WR9SYRVFCH09	08/11/2022	08/11/2023	613	2,580,873	4207.27	77,595			9,699		102,426			(38,798)					
S&P 500 Index Option		N/A	Equity/Index	AEL 85LNZLR1WR9SYRVFCH09	08/12/2022	08/11/2023	741	3,170,435	4280.15	136,376			17,047		116,607			(68,188)					
S&P 500 Dividend Aristocrats Daily Risk Control 5% Index		N/A	Equity/Index	AEL 85LNZLR1WR9SYRVFCH09	08/12/2022	08/14/2023	211	383,862	1821.85	8,675			1,084		1,927			(4,338)					
SPXDSUN Index Option		N/A	Equity/Index	AEL 85LNZLR1WR9SYRVFCH09	08/12/2022	08/14/2023	6	18,826	3132.56	618			77		441			(309)					
S&P 500 Index Option		N/A	Equity/Index	AEL 85LNZLR1WR9SYRVFCH09	08/12/2022	08/14/2023	610	2,610,297	4280.15	110,249			13,781		94,189			(55,125)					
S&P 500 Dividend Aristocrats Daily Risk Control 5% Index		N/A	Equity/Index	AEL 85LNZLR1WR9SYRVFCH09	08/15/2022	08/15/2023	100	182,192	1824.01	4,063			508		844			(2,031)					
S&P 500 Index Option		N/A	Equity/Index	AEL 85LNZLR1WR9SYRVFCH09	08/15/2022	08/15/2023	263	1,130,944	4297.14	59,320			7,415		40,662			(29,660)					
S&P 500 Dividend Aristocrats Daily Risk Control 5% Index		N/A	Equity/Index	AEL 85LNZLR1WR9SYRVFCH09	08/16/2022	08/16/2023	284	518,063	1826.77	11,708			1,464		2,155			(5,854)					

E06.5

STATEMENT AS OF JUNE 30, 2023 OF THE EAGLE LIFE INSURANCE COMPANY

SCHEDULE DB - PART A - SECTION 1

Showing all Options, Caps, Floors, Collars, Swaps and Forwards Open as of Current Statement Date

1	2	3	4	5	6	7	8	9	10	11	12	13	14	15	16	17	18	19	20	21	22	23
Description	Description of Item(s) Hedged, Used for Income Generation or Replicated	Schedule/ Exhibit Identifier	Type(s) of Risk(s) (a)	Exchange, Counterparty or Central Clearinghouse	Trade Date	Date of Maturity or Expiration	Number of Contracts	Notional Amount	Strike Price, Rate or Index Received (Paid)	Cumulative Prior Year(s) Initial Cost of Un-discounted Premium (Received) Paid	Current Year Initial Cost of Un-discounted Premium (Received) Paid	Current Year Income	Book/ Adjusted Carrying Value	Code	Fair Value	Unrealized Valuation Increase/ (Decrease)	Total Foreign Exchange Change in B./A.C.V.	Current Year's (Amortization)/ Accretion	Adjustment to Carrying Value of Hedged Item	Potential Exposure	Credit Quality of Reference Entity	Hedge Effectiveness at Inception and at Quarter-end (b)
Invesco Dynamic Growth Index		N/A	Equity/Index	AEL 85LNZLR1WR9SYRVFCH09	08/16/2022	08/16/2023	143	381,649	2669.494	8,511			1,064		232			(4,255)				
SPXDSUN Index Option		N/A	Equity/Index	AEL 85LNZLR1WR9SYRVFCH09	08/16/2022	08/16/2023	22	69,718	3141.86	2,266			283		1,476			(1,133)				
S&P 500 Index Option		N/A	Equity/Index	AEL 85LNZLR1WR9SYRVFCH09	08/16/2022	08/16/2023	533	2,293,909	4305.2	107,678			13,460		79,730			(53,839)				
Franklin Global Trends Index		N/A	Equity/Index	AEL 85LNZLR1WR9SYRVFCH09	08/17/2022	08/17/2023	1,047	259,882	248.25	6,185			773		69			(3,093)				
S&P 500 Dividend Aristocrats Daily Risk Control 5% Index		N/A	Equity/Index	AEL 85LNZLR1WR9SYRVFCH09	08/17/2022	08/17/2023	464	846,447	1823.8	18,537			2,317		4,087			(9,269)				
Invesco Dynamic Growth Index		N/A	Equity/Index	AEL 85LNZLR1WR9SYRVFCH09	08/17/2022	08/17/2023	16	43,719	2661.539	975			122		39			(487)				
SPXDSUN Index Option		N/A	Equity/Index	AEL 85LNZLR1WR9SYRVFCH09	08/17/2022	08/17/2023	122	382,848	3136.96	12,977			1,622		9,100			(6,489)				
S&P Digital		N/A	Equity/Index	AEL 85LNZLR1WR9SYRVFCH09	08/17/2022	08/17/2023	692	2,958,609	4274.04	106,121			13,265		113,747			(53,060)				
S&P 500 Dividend Aristocrats Daily Risk Control 5% Index		N/A	Equity/Index	AEL 85LNZLR1WR9SYRVFCH09	08/19/2022	08/18/2023	916	1,666,236	1819	36,491			4,561		9,979			(18,245)				
S&P 500 Dividend Aristocrats Daily Risk Control 5% Index		N/A	Equity/Index	AEL 85LNZLR1WR9SYRVFCH09	08/18/2022	08/18/2023	547	997,501	1824.07	22,643			2,830		4,833			(11,322)				
Invesco Dynamic Growth Index		N/A	Equity/Index	AEL 85LNZLR1WR9SYRVFCH09	08/19/2022	08/18/2023	228	604,277	2652.776	13,475			1,684		795			(6,738)				
SPXDSUN Index Option		N/A	Equity/Index	AEL 85LNZLR1WR9SYRVFCH09	08/19/2022	08/18/2023	9	29,192	3129.12	911			114		671			(455)				
SPXDSUN Index Option		N/A	Equity/Index	AEL 85LNZLR1WR9SYRVFCH09	08/18/2022	08/18/2023	23	71,135	3137.63	2,326			291		1,565			(1,163)				
S&P 500 Index Option		N/A	Equity/Index	AEL 85LNZLR1WR9SYRVFCH09	08/19/2022	08/18/2023	1,085	4,585,875	4228.48	174,054			21,757		185,456			(87,027)				
S&P 500 Index Option		N/A	Equity/Index	AEL 85LNZLR1WR9SYRVFCH09	08/18/2022	08/18/2023	834	3,571,210	4283.74	112,479			14,060		125,807			(56,239)				
S&P 500 Indx Opt		N/A	Equity/Index	AEL 85LNZLR1WR9SYRVFCH09	08/19/2022	08/20/2023	10	44,146	4228.48	1,095			137					(547)				
S&P 500 Dividend Aristocrats Daily Risk Control 5% Index		N/A	Equity/Index	AEL 85LNZLR1WR9SYRVFCH09	08/19/2022	08/21/2023	484	879,647	1819	19,264			2,408		5,467			(9,632)				
SPXDSUN Index Option		N/A	Equity/Index	AEL 85LNZLR1WR9SYRVFCH09	08/19/2022	08/21/2023	101	315,601	3129.12	9,811			1,226		7,280			(4,906)				
S&P 500 Index Option		N/A	Equity/Index	AEL 85LNZLR1WR9SYRVFCH09	08/19/2022	08/21/2023	562	2,377,021	4228.48	126,171			15,771		109,856			(63,086)				
S&P 500 Dividend Aristocrats Daily Risk Control 5% Index		N/A	Equity/Index	AEL 85LNZLR1WR9SYRVFCH09	08/22/2022	08/22/2023	161	291,511	1809.98	6,413			802		2,553			(3,207)				
Invesco Dynamic Growth Index		N/A	Equity/Index	AEL 85LNZLR1WR9SYRVFCH09	08/22/2022	08/22/2023	240	633,800	2643.582	14,134			1,767		1,304			(7,067)				
S&P 500 Index Option		N/A	Equity/Index	AEL 85LNZLR1WR9SYRVFCH09	08/22/2022	08/22/2023	293	1,211,492	4137.99	79,283			9,910		73,720			(39,641)				

E06.6

STATEMENT AS OF JUNE 30, 2023 OF THE EAGLE LIFE INSURANCE COMPANY

SCHEDULE DB - PART A - SECTION 1

Showing all Options, Caps, Floors, Collars, Swaps and Forwards Open as of Current Statement Date

1	2	3	4	5	6	7	8	9	10	11	12	13	14	15	16	17	18	19	20	21	22	23
Description	Description of Item(s) Hedged, Used for Income Generation or Replicated	Schedule/ Exhibit Identifier	Type(s) of Risk(s) (a)	Exchange, Counterparty or Central Clearinghouse	Trade Date	Date of Maturity or Expiration	Number of Contracts	Notional Amount	Strike Price, Rate or Index Received (Paid)	Cumulative Prior Year(s) Initial Cost of Un-discounted Premium (Received) Paid	Current Year Initial Cost of Un-discounted Premium (Received) Paid	Current Year Income	Book/ Adjusted Carrying Value	Code	Fair Value	Unrealized Valuation Increase/ (Decrease)	Total Foreign Exchange Change in B./A.C.V.	Current Year's (Amortization)/ Accretion	Adjustment to Carrying Value of Hedged Item	Potential Exposure	Credit Quality of Reference Entity	Hedge Effectiveness at Inception and at Quarter-end (b)
S&P 500 Dividend Aristocrats Daily Risk Control 5% Index		N/A	Equity/Index	AEL 85LNZLR1WR9SYRVFCH09	08/23/2022	08/23/2023	364	658,711	1808.66	14,821			1,853		6,085			(7,410)				
S&P 500 Index Option		N/A	Equity/Index	AEL 85LNZLR1WR9SYRVFCH09	08/23/2022	08/23/2023	631	2,604,785	4128.73	135,365			16,921		143,920			(67,682)				
Franklin Global Trends Index		N/A	Equity/Index	AEL 85LNZLR1WR9SYRVFCH09	08/24/2022	08/24/2023	114	28,100	246.12	669			84		29			(334)				
S&P 500 Dividend Aristocrats Daily Risk Control 5% Index		N/A	Equity/Index	AEL 85LNZLR1WR9SYRVFCH09	08/24/2022	08/24/2023	414	748,703	1809.76	16,921			2,115		6,717			(8,460)				
Invesco Dynamic Growth Index		N/A	Equity/Index	AEL 85LNZLR1WR9SYRVFCH09	08/24/2022	08/24/2023	108	284,835	2638.059	6,352			794		737			(3,176)				
SPXDSUN Index Option		N/A	Equity/Index	AEL 85LNZLR1WR9SYRVFCH09	08/24/2022	08/24/2023	114	353,754	3114.27	11,124			1,391		9,850			(5,562)				
S&P 500 Index Option		N/A	Equity/Index	AEL 85LNZLR1WR9SYRVFCH09	08/24/2022	08/24/2023	958	3,967,695	4140.77	158,696			19,837		202,325			(79,348)				
S&P 500 Dividend Aristocrats Daily Risk Control 5% Index		N/A	Equity/Index	AEL 85LNZLR1WR9SYRVFCH09	08/26/2022	08/25/2023	587	1,056,724	1799.88	23,776			2,972		13,066			(11,888)				
S&P 500 Dividend Aristocrats Daily Risk Control 5% Index		N/A	Equity/Index	AEL 85LNZLR1WR9SYRVFCH09	08/25/2022	08/25/2023	428	777,556	1815.62	17,495			2,187		5,732			(8,748)				
Invesco Dynamic Growth Index		N/A	Equity/Index	AEL 85LNZLR1WR9SYRVFCH09	08/25/2022	08/25/2023	129	342,210	2647.755	7,631			954		655			(3,816)				
SPXDSUN Index Option		N/A	Equity/Index	AEL 85LNZLR1WR9SYRVFCH09	08/26/2022	08/25/2023	132	408,603	3097.69	14,065			1,758		15,241			(7,033)				
S&P 500 Index Option		N/A	Equity/Index	AEL 85LNZLR1WR9SYRVFCH09	08/26/2022	08/25/2023	1,439	5,840,025	4057.66	215,533			26,942		291,194			(107,767)				
S&P 500 Index Option		N/A	Equity/Index	AEL 85LNZLR1WR9SYRVFCH09	08/25/2022	08/25/2023	933	3,918,892	4199.12	110,022			13,753		151,109			(55,011)				
S&P 500 Dividend Aristocrats Daily Risk Control 5% Index		N/A	Equity/Index	AEL 85LNZLR1WR9SYRVFCH09	08/26/2022	08/28/2023	314	565,586	1799.88	12,782			1,598		7,108			(6,391)				
S&P 500 Index Option		N/A	Equity/Index	AEL 85LNZLR1WR9SYRVFCH09	08/26/2022	08/28/2023	500	2,030,768	4057.66	113,663			14,208		135,055			(56,831)				
S&P 500 Dividend Aristocrats Daily Risk Control 5% Index		N/A	Equity/Index	AEL 85LNZLR1WR9SYRVFCH09	08/29/2022	08/29/2023	73	130,634	1798.29	2,835			354		1,727			(1,417)				
Invesco Dynamic Growth Index		N/A	Equity/Index	AEL 85LNZLR1WR9SYRVFCH09	08/29/2022	08/29/2023	129	339,388	2630.947	7,568			946		1,197			(3,784)				
S&P 500 Index Option		N/A	Equity/Index	AEL 85LNZLR1WR9SYRVFCH09	08/29/2022	08/29/2023	307	1,236,754	4030.61	67,917			8,490		83,458			(33,959)				
S&P 500 Dividend Aristocrats Daily Risk Control 5% Index		N/A	Equity/Index	AEL 85LNZLR1WR9SYRVFCH09	08/30/2022	08/30/2023	674	1,207,816	1792.64	25,847			3,231		18,708			(12,924)				
Invesco Dynamic Growth Index		N/A	Equity/Index	AEL 85LNZLR1WR9SYRVFCH09	08/30/2022	08/30/2023	168	440,926	2626.235	9,789			1,224		1,807			(4,894)				
SPXDSUN Index Option		N/A	Equity/Index	AEL 85LNZLR1WR9SYRVFCH09	08/30/2022	08/30/2023	5	16,711	3086.05	620			77		757			(310)				

STATEMENT AS OF JUNE 30, 2023 OF THE EAGLE LIFE INSURANCE COMPANY

SCHEDULE DB - PART A - SECTION 1

Showing all Options, Caps, Floors, Collars, Swaps and Forwards Open as of Current Statement Date

1	2	3	4	5	6	7	8	9	10	11	12	13	14	15	16	17	18	19	20	21	22	23	
Description	Description of Item(s) Hedged, Used for Income Generation or Replicated	Schedule/ Exhibit Identifier	Type(s) of Risk(s) (a)	Exchange, Counterparty or Central Clearinghouse	Trade Date	Date of Maturity or Expiration	Number of Contracts	Notional Amount	Strike Price, Rate or Index Received (Paid)	Cumulative Prior Year(s) Initial Cost of Un-discounted Premium (Received) Paid	Current Year Initial Cost of Un-discounted Premium (Received) Paid	Current Year Income	Book/ Adjusted Carrying Value	Code	Fair Value	Unrealized Valuation Increase/ (Decrease)	Total Foreign Exchange Change in B./A.C.V.	Current Year's (Amortization)/ Accretion	Adjustment to Carrying Value of Hedged Item	Potential Exposure	Credit Quality of Reference Entity	Hedge Effectiveness at Inception and at Quarter-end (b)	
S&P 500 Index Option PTPT		N/A	Equity/Index	AEL 85LNZLR1WR9SYRVFCH09	08/30/2022	08/30/2023	979	3,902,508	3966.16	185,126			23,141		249,766			(92,563)					
Franklin Global Trends Index		N/A	Equity/Index	AEL 85LNZLR1WR9SYRVFCH09	08/31/2022	08/31/2023	138	33,782	245.4	801			100		56			(400)					
S&P 500 Dividend Aristocrats Daily Risk Control 5% Index		N/A	Equity/Index	AEL 85LNZLR1WR9SYRVFCH09	08/31/2022	08/31/2023	1,070	1,914,301	1789	43,072			5,384		32,658			(21,536)					
Invesco Dynamic Growth Index		N/A	Equity/Index	AEL 85LNZLR1WR9SYRVFCH09	08/31/2022	08/31/2023	47	123,123	2621.283	2,733			342		586			(1,367)					
SPXDSUN Index Option PTPT		N/A	Equity/Index	AEL 85LNZLR1WR9SYRVFCH09	08/31/2022	08/31/2023	107	330,082	3079.99	10,518			1,315		12,805			(5,259)					
S&P 500 Index Option PTPT		N/A	Equity/Index	AEL 85LNZLR1WR9SYRVFCH09	08/31/2022	08/31/2023	1,353	5,350,908	3955	183,917			22,990		287,309			(91,958)					
S&P 500 Dividend Aristocrats Daily Risk Control 5% Index		N/A	Equity/Index	AEL 85LNZLR1WR9SYRVFCH09	09/02/2022	09/01/2023	1,130	2,018,849	1786.1	44,818			9,337		37,081			(22,409)					
S&P 500 Dividend Aristocrats Daily Risk Control 5% Index		N/A	Equity/Index	AEL 85LNZLR1WR9SYRVFCH09	09/01/2022	09/01/2023	353	632,026	1790.24	14,157			2,949		10,489			(7,079)					
SPXDSUN Index Option PTPT		N/A	Equity/Index	AEL 85LNZLR1WR9SYRVFCH09	09/02/2022	09/01/2023	26	79,707	3075.43	2,753			573		3,587			(1,376)					
SPXDSUN Index Option PTPT		N/A	Equity/Index	AEL 85LNZLR1WR9SYRVFCH09	09/01/2022	09/01/2023	17	53,222	3082.34	1,802			375		2,210			(901)					
S&P Digital		N/A	Equity/Index	AEL 85LNZLR1WR9SYRVFCH09	09/02/2022	09/01/2023	1,660	6,512,878	3924.26	238,558			49,700		369,301			(119,279)					
S&P 500 Index Option PTPT		N/A	Equity/Index	AEL 85LNZLR1WR9SYRVFCH09	09/01/2022	09/01/2023	1,173	4,652,370	3966.85	154,380			32,162		243,851			(77,190)					
S&P 500 Dividend Aristocrats Daily Risk Control 5% Index		N/A	Equity/Index	AEL 85LNZLR1WR9SYRVFCH09	09/02/2022	09/05/2023	79	140,728	1786.1	3,124			651		2,615			(1,562)					
S&P Digital		N/A	Equity/Index	AEL 85LNZLR1WR9SYRVFCH09	09/02/2022	09/05/2023	564	2,211,897	3924.26	123,990			25,831		179,224			(61,995)					
S&P 500 Dividend Aristocrats Daily Risk Control 5% Index		N/A	Equity/Index	AEL 85LNZLR1WR9SYRVFCH09	09/06/2022	09/06/2023	108	192,705	1785.24	4,297			895		3,663			(2,149)					
Invesco Dynamic Growth Index		N/A	Equity/Index	AEL 85LNZLR1WR9SYRVFCH09	09/06/2022	09/06/2023	20	50,996	2604.44	1,132			236		391			(566)					
S&P 500 Index Option PTPT		N/A	Equity/Index	AEL 85LNZLR1WR9SYRVFCH09	09/06/2022	09/06/2023	238	930,487	3908.19	59,517			12,399		85,807			(29,759)					
Franklin Global Trends Index		N/A	Equity/Index	AEL 85LNZLR1WR9SYRVFCH09	09/07/2022	09/07/2023	635	155,072	244.38	3,675			766		427			(1,838)					
S&P 500 Dividend Aristocrats Daily Risk Control 5% Index		N/A	Equity/Index	AEL 85LNZLR1WR9SYRVFCH09	09/07/2022	09/07/2023	271	486,420	1796.18	10,944			2,280		7,094			(5,472)					
Invesco Dynamic Growth Index		N/A	Equity/Index	AEL 85LNZLR1WR9SYRVFCH09	09/07/2022	09/07/2023	264	690,986	2616.018	15,340			3,196		4,070			(7,670)					
SPXDSUN Index Option PTPT		N/A	Equity/Index	AEL 85LNZLR1WR9SYRVFCH09	09/07/2022	09/07/2023	35	107,896	3093.82	3,377			704		3,740			(1,689)					
S&P 500 Indx Opt MOPTPT		N/A	Equity/Index	AEL 85LNZLR1WR9SYRVFCH09	09/07/2022	09/07/2023	608	2,421,457	3979.87	91,581			19,079		138,213			(45,790)					

STATEMENT AS OF JUNE 30, 2023 OF THE EAGLE LIFE INSURANCE COMPANY

SCHEDULE DB - PART A - SECTION 1

Showing all Options, Caps, Floors, Collars, Swaps and Forwards Open as of Current Statement Date

1	2	3	4	5	6	7	8	9	10	11	12	13	14	15	16	17	18	19	20	21	22	23
Description	Description of Item(s) Hedged, Used for Income Generation or Replicated	Schedule/ Exhibit Identifier	Type(s) of Risk(s) (a)	Exchange, Counterparty or Central Clearinghouse	Trade Date	Date of Maturity or Expiration	Number of Contracts	Notional Amount	Strike Price, Rate or Index Received (Paid)	Cumulative Prior Year(s) Initial Cost of Un-discounted Premium (Received) Paid	Current Year Initial Cost of Un-discounted Premium (Received) Paid	Current Year Income	Book/ Adjusted Carrying Value	Code	Fair Value	Unrealized Valuation Increase/ (Decrease)	Total Foreign Exchange Change in B./A.C.V.	Current Year's (Amortization)/ Accretion	Adjustment to Carrying Value of Hedged Item	Potential Exposure	Credit Quality of Reference Entity	Hedge Effectiveness at Inception and at Quarter-end (b)
S&P 500 Dividend Aristocrats Daily Risk Control 5% Index		N/A	Equity/Index	AEL 85LNZLR1WR9SYRVFCH09	09/08/2022	09/08/2023	643	1,156,666	1797.77	25,447			5,301		16,249			(12,723)				
S&P 500 Dividend Aristocrats Daily Risk Control 5% Index		N/A	Equity/Index	AEL 85LNZLR1WR9SYRVFCH09	09/09/2022	09/08/2023	1,377	2,482,582	1802.92	55,362			11,534		30,316			(27,681)				
Invesco Dynamic Growth Index		N/A	Equity/Index	AEL 85LNZLR1WR9SYRVFCH09	09/08/2022	09/08/2023	269	702,731	2616.33	15,601			3,250		4,149			(7,800)				
SPXDSUN Index Option		N/A	Equity/Index	AEL 85LNZLR1WR9SYRVFCH09	09/09/2022	09/08/2023	102	317,019	3105.83	10,970			2,285		11,257			(5,485)				
S&P 500 Index Option		N/A	Equity/Index	AEL 85LNZLR1WR9SYRVFCH09	09/08/2022	09/08/2023	825	3,306,131	4006.18	105,370			21,952		164,030			(52,685)				
S&P 500 Index Option		N/A	Equity/Index	AEL 85LNZLR1WR9SYRVFCH09	09/09/2022	09/08/2023	1,059	4,308,248	4067.36	149,854			31,220		207,503			(74,927)				
SPXDSUN Index Option		N/A	Equity/Index	AEL 85LNZLR1WR9SYRVFCH09	09/09/2022	09/11/2023	36	113,102	3105.83	3,762			784		3,818			(1,881)				
S&P 500 Index Option		N/A	Equity/Index	AEL 85LNZLR1WR9SYRVFCH09	09/09/2022	09/11/2023	466	1,893,743	4067.36	103,316			21,524		122,989			(51,658)				
S&P 500 Dividend Aristocrats Daily Risk Control 5% Index		N/A	Equity/Index	AEL 85LNZLR1WR9SYRVFCH09	09/12/2022	09/12/2023	132	238,020	1805.85	5,332			1,111		2,734			(2,666)				
S&P 500 Index Option		N/A	Equity/Index	AEL 85LNZLR1WR9SYRVFCH09	09/12/2022	09/12/2023	341	1,400,135	4110.41	62,557			13,033		74,286			(31,278)				
S&P 500 Dividend Aristocrats Daily Risk Control 5% Index		N/A	Equity/Index	AEL 85LNZLR1WR9SYRVFCH09	09/13/2022	09/13/2023	239	427,136	1788.47	9,397			1,958		7,689			(4,698)				
Invesco Dynamic Growth Index		N/A	Equity/Index	AEL 85LNZLR1WR9SYRVFCH09	09/13/2022	09/13/2023	33	84,865	2602.968	1,884			393		708			(942)				
S&P 500 Index Option		N/A	Equity/Index	AEL 85LNZLR1WR9SYRVFCH09	09/13/2022	09/13/2023	727	2,858,182	3932.69	114,205			23,793		170,586			(57,103)				
Franklin Global Trends Index		N/A	Equity/Index	AEL 85LNZLR1WR9SYRVFCH09	09/14/2022	09/14/2023	17	4,240	242.89	100			21		20			(50)				
S&P 500 Dividend Aristocrats Daily Risk Control 5% Index		N/A	Equity/Index	AEL 85LNZLR1WR9SYRVFCH09	09/14/2022	09/14/2023	878	1,567,469	1786.22	34,798			7,250		29,786			(17,399)				
Invesco Dynamic Growth Index		N/A	Equity/Index	AEL 85LNZLR1WR9SYRVFCH09	09/14/2022	09/14/2023	159	413,600	2604.56	9,141			1,904		3,358			(4,570)				
SPXDSUN Index Option		N/A	Equity/Index	AEL 85LNZLR1WR9SYRVFCH09	09/14/2022	09/14/2023	74	226,699	3078.11	8,492			1,769		10,400			(4,246)				
S&P 500 Index Option		N/A	Equity/Index	AEL 85LNZLR1WR9SYRVFCH09	09/14/2022	09/14/2023	769	3,035,994	3946.01	114,400			23,833		176,083			(57,200)				
S&P 500 Dividend Aristocrats Daily Risk Control 5% Index		N/A	Equity/Index	AEL 85LNZLR1WR9SYRVFCH09	09/16/2022	09/15/2023	806	1,432,822	1776.81	31,522			6,567		33,334			(15,761)				
S&P 500 Dividend Aristocrats Daily Risk Control 5% Index		N/A	Equity/Index	AEL 85LNZLR1WR9SYRVFCH09	09/15/2022	09/15/2023	579	1,029,389	1778.97	22,647			4,718		22,918			(11,323)				
SPXDSUN Index Option		N/A	Equity/Index	AEL 85LNZLR1WR9SYRVFCH09	09/16/2022	09/15/2023	12	36,672	3062.3	1,309			273		1,779			(655)				

E06.9

STATEMENT AS OF JUNE 30, 2023 OF THE EAGLE LIFE INSURANCE COMPANY

SCHEDULE DB - PART A - SECTION 1

Showing all Options, Caps, Floors, Collars, Swaps and Forwards Open as of Current Statement Date

1	2	3	4	5	6	7	8	9	10	11	12	13	14	15	16	17	18	19	20	21	22	23
Description	Description of Item(s) Hedged, Used for Income Generation or Replicated	Schedule/ Exhibit Identifier	Type(s) of Risk(s) (a)	Exchange, Counterparty or Central Clearinghouse	Trade Date	Date of Maturity or Expiration	Number of Contracts	Notional Amount	Strike Price, Rate or Index Received (Paid)	Cumulative Prior Year(s) Initial Cost of Un-discounted Premium (Received) Paid	Current Year Initial Cost of Un-discounted Premium (Received) Paid	Current Year Income	Book/ Adjusted Carrying Value	Code	Fair Value	Unrealized Valuation Increase/ (Decrease)	Total Foreign Exchange Change in B./A.C.V.	Current Year's (Amortization)/ Accretion	Adjustment to Carrying Value of Hedged Item	Potential Exposure	Credit Quality of Reference Entity	Hedge Effectiveness at Inception and at Quarter-end (b)
SPXDSUN Index Option PTPT		N/A	Equity/Index	AEL 85LNZLR1WR9SYRVFCH09	09/15/2022	09/15/2023	5	16,176	3065.82	632			132		843			(316)				
S&P Digital		N/A	Equity/Index	AEL 85LNZLR1WR9SYRVFCH09	09/16/2022	09/15/2023	1,316	5,096,539	3873.33	196,452			40,928		308,156			(98,226)				
S&P 500 Index Option PTPT		N/A	Equity/Index	AEL 85LNZLR1WR9SYRVFCH09	09/15/2022	09/15/2023	492	1,918,949	3901.35	58,891			12,269		94,563			(29,446)				
S&P 500 Dividend Aristocrats Daily Risk Control 5% Index		N/A	Equity/Index	AEL 85LNZLR1WR9SYRVFCH09	09/16/2022	09/18/2023	240	425,939	1776.81	9,371			1,952		9,965			(4,685)				
SPXDSUN Index Option PTPT		N/A	Equity/Index	AEL 85LNZLR1WR9SYRVFCH09	09/16/2022	09/18/2023	8	23,842	3062.3	973			203		1,340			(486)				
S&P 500 Index Option PTPT		N/A	Equity/Index	AEL 85LNZLR1WR9SYRVFCH09	09/16/2022	09/18/2023	774	2,996,059	3873.33	179,036			37,299		269,010			(89,518)				
S&P 500 Dividend Aristocrats Daily Risk Control 5% Index		N/A	Equity/Index	AEL 85LNZLR1WR9SYRVFCH09	09/19/2022	09/19/2023	191	340,180	1780.81	7,586			1,580		7,353			(3,793)				
Invesco Dynamic Growth Index		N/A	Equity/Index	AEL 85LNZLR1WR9SYRVFCH09	09/19/2022	09/19/2023	89	229,835	2594.225	5,079			1,058		2,375			(2,540)				
SPXDSUN Index Option PTPT		N/A	Equity/Index	AEL 85LNZLR1WR9SYRVFCH09	09/19/2022	09/19/2023	4	12,139	3069.81	475			99		624			(237)				
S&P 500 Index Option PTPT		N/A	Equity/Index	AEL 85LNZLR1WR9SYRVFCH09	09/19/2022	09/19/2023	712	2,778,665	3899.89	120,904			25,188		183,689			(60,452)				
S&P 500 Dividend Aristocrats Daily Risk Control 5% Index		N/A	Equity/Index	AEL 85LNZLR1WR9SYRVFCH09	09/20/2022	09/20/2023	553	980,758	1774.37	21,577			4,495		24,151			(10,788)				
S&P 500 Index Option PTPT		N/A	Equity/Index	AEL 85LNZLR1WR9SYRVFCH09	09/20/2022	09/20/2023	609	2,348,784	3855.93	106,109			22,106		167,911			(53,054)				
Franklin Global Trends Index		N/A	Equity/Index	AEL 85LNZLR1WR9SYRVFCH09	09/21/2022	09/21/2023	329	79,501	241.79	1,876			391		539			(938)				
S&P 500 Dividend Aristocrats Daily Risk Control 5% Index		N/A	Equity/Index	AEL 85LNZLR1WR9SYRVFCH09	09/21/2022	09/21/2023	884	1,564,035	1768.61	34,409			7,168		42,936			(17,204)				
Invesco Dynamic Growth Index		N/A	Equity/Index	AEL 85LNZLR1WR9SYRVFCH09	09/21/2022	09/21/2023	73	188,104	2583.475	4,157			866		2,396			(2,079)				
SPXDSUN Index Option PTPT		N/A	Equity/Index	AEL 85LNZLR1WR9SYRVFCH09	09/21/2022	09/21/2023	22	67,940	3049.18	2,547			531		3,822			(1,273)				
S&P Digital		N/A	Equity/Index	AEL 85LNZLR1WR9SYRVFCH09	09/21/2022	09/21/2023	1,424	5,397,874	3789.93	204,797			42,666		351,012			(102,399)				
UST 2.75% 08/15/32		N/A	Equity/Index	AEL 85LNZLR1WR9SYRVFCH09	09/21/2022	09/22/2023	223	22,276	100	557			116		452			(278)				
Total Return Options S&P 500 Dividend Aristocrats Daily Risk Control 5% Index		N/A	Equity/Index	AEL 85LNZLR1WR9SYRVFCH09	09/23/2022	09/22/2023	1,262	2,220,274	1759.37	48,402			10,084		71,472			(24,201)				
S&P 500 Dividend Aristocrats Daily Risk Control 5% Index		N/A	Equity/Index	AEL 85LNZLR1WR9SYRVFCH09	09/22/2022	09/22/2023	822	1,449,965	1764.5	31,609			6,585		42,840			(15,805)				
Invesco Dynamic Growth Index		N/A	Equity/Index	AEL 85LNZLR1WR9SYRVFCH09	09/23/2022	09/22/2023	467	1,195,829	2559.331	26,428			5,506		22,674			(13,214)				
SPXDSUN Index Option PTPT		N/A	Equity/Index	AEL 85LNZLR1WR9SYRVFCH09	09/23/2022	09/22/2023	30	92,316	3033.71	3,877			808		6,155			(1,939)				
S&P Digital		N/A	Equity/Index	AEL 85LNZLR1WR9SYRVFCH09	09/23/2022	09/22/2023	1,760	6,500,619	3693.23	255,240			53,175		466,342			(127,620)				

E06.10

STATEMENT AS OF JUNE 30, 2023 OF THE EAGLE LIFE INSURANCE COMPANY

SCHEDULE DB - PART A - SECTION 1

Showing all Options, Caps, Floors, Collars, Swaps and Forwards Open as of Current Statement Date

1	2	3	4	5	6	7	8	9	10	11	12	13	14	15	16	17	18	19	20	21	22	23	
Description	Description of Item(s) Hedged, Used for Income Generation or Replicated	Schedule/ Exhibit Identifier	Type(s) of Risk(s) (a)	Exchange, Counterparty or Central Clearinghouse	Trade Date	Date of Maturity or Expiration	Number of Contracts	Notional Amount	Strike Price, Rate or Index Received (Paid)	Cumulative Prior Year(s) Initial Cost of Un-discounted Premium (Received) Paid	Current Year Initial Cost of Un-discounted Premium (Received) Paid	Current Year Income	Book/ Adjusted Carrying Value	Code	Fair Value	Unrealized Valuation Increase/ (Decrease)	Total Foreign Exchange Change in B./A.C.V.	Current Year's (Amortization)/ Accretion	Adjustment to Carrying Value of Hedged Item	Potential Exposure	Credit Quality of Reference Entity	Hedge Effectiveness at Inception and at Quarter-end (b)	
S&P 500 Index Option PTPT		N/A	Equity/Index	AEL 85LNZLR1WR9SYRVFCH09	09/22/2022	09/22/2023	542	2,038,527	3757.99	89,093			18,561		154,538			(44,547)					
S&P 500 Dividend Aristocrats Daily Risk Control 5% Index		N/A	Equity/Index	AEL 85LNZLR1WR9SYRVFCH09	09/23/2022	09/25/2023	986	1,734,998	1759.37	37,823			7,880		56,002			(18,911)					
SPXDSUN Index Option PTPT		N/A	Equity/Index	AEL 85LNZLR1WR9SYRVFCH09	09/23/2022	09/25/2023	99	299,303	3033.71	11,775			2,453		18,821			(5,887)					
S&P Digital S&P 500 Dividend Aristocrats Daily Risk Control 5% Index		N/A	Equity/Index	AEL 85LNZLR1WR9SYRVFCH09	09/23/2022	09/25/2023	625	2,306,797	3693.23	115,036			23,966		212,848			(57,518)					
SPXDSUN Index Option PTPT		N/A	Equity/Index	AEL 85LNZLR1WR9SYRVFCH09	09/26/2022	09/26/2023	523	918,262	1754.33	20,202			4,209		32,108			(10,101)					
S&P 500 Index Option PTPT		N/A	Equity/Index	AEL 85LNZLR1WR9SYRVFCH09	09/26/2022	09/26/2023	10	30,394	3025.81	1,216			253		2,054			(608)					
S&P 500 Dividend Aristocrats Daily Risk Control 5% Index		N/A	Equity/Index	AEL 85LNZLR1WR9SYRVFCH09	09/26/2022	09/26/2023	487	1,778,532	3655.04	118,317			24,649		229,529			(59,159)					
Invesco Dynamic Growth Index		N/A	Equity/Index	AEL 85LNZLR1WR9SYRVFCH09	09/27/2022	09/27/2023	1,147	2,008,660	1751.35	43,789			9,123		73,504			(21,894)					
S&P 500 Index Option PTPT		N/A	Equity/Index	AEL 85LNZLR1WR9SYRVFCH09	09/27/2022	09/27/2023	228	579,210	2537.669	12,801			2,667		14,924			(6,400)					
Franklin Global Trends Index		N/A	Equity/Index	AEL 85LNZLR1WR9SYRVFCH09	09/27/2022	09/27/2023	1,127	4,109,742	3647.29	185,839			38,717		351,687			(92,920)					
S&P 500 Dividend Aristocrats Daily Risk Control 5% Index		N/A	Equity/Index	AEL 85LNZLR1WR9SYRVFCH09	09/28/2022	09/28/2023	695	166,299	239.38	3,925			818		1,997			(1,962)					
Invesco Dynamic Growth Index		N/A	Equity/Index	AEL 85LNZLR1WR9SYRVFCH09	09/28/2022	09/28/2023	605	1,063,292	1758.96	23,286			4,851		34,640			(11,643)					
SPXDSUN Index Option PTPT		N/A	Equity/Index	AEL 85LNZLR1WR9SYRVFCH09	09/28/2022	09/28/2023	246	630,817	2561.321	13,941			2,904		11,772			(6,971)					
S&P 500 Index Option PTPT		N/A	Equity/Index	AEL 85LNZLR1WR9SYRVFCH09	09/28/2022	09/28/2023	200	606,896	3034.33	22,117			4,608		37,112			(11,058)					
S&P 500 Dividend Aristocrats Daily Risk Control 5% Index		N/A	Equity/Index	AEL 85LNZLR1WR9SYRVFCH09	09/28/2022	09/28/2023	1,180	4,389,941	3719.04	198,309			41,314		358,773			(99,154)					
S&P 500 Dividend Aristocrats Daily Risk Control 5% Index		N/A	Equity/Index	AEL 85LNZLR1WR9SYRVFCH09	09/30/2022	09/29/2023	1,299	2,267,514	1745.47	49,205			10,251		90,377			(24,603)					
SPXDSUN Index Option PTPT		N/A	Equity/Index	AEL 85LNZLR1WR9SYRVFCH09	09/29/2022	09/29/2023	978	1,712,883	1751.24	37,512			7,815		62,862			(18,756)					
SPXDSUN Index Option PTPT		N/A	Equity/Index	AEL 85LNZLR1WR9SYRVFCH09	09/30/2022	09/29/2023	56	167,991	3011.57	6,520			1,358		12,204			(3,260)					
S&P Digital S&P 500 Index Option PTPT		N/A	Equity/Index	AEL 85LNZLR1WR9SYRVFCH09	09/29/2022	09/29/2023	11	33,297	3021.27	1,265			264		2,237			(633)					
S&P 500 Dividend Aristocrats Daily Risk Control 5% Index		N/A	Equity/Index	AEL 85LNZLR1WR9SYRVFCH09	09/30/2022	09/29/2023	1,857	6,659,006	3585.62	247,055			51,470		485,066			(123,527)					
S&P 500 Dividend Aristocrats Daily Risk Control 5% Index		N/A	Equity/Index	AEL 85LNZLR1WR9SYRVFCH09	09/29/2022	09/29/2023	1,110	4,040,899	3640.47	126,763			26,409		232,828			(63,382)					
		N/A	Equity/Index	AEL 85LNZLR1WR9SYRVFCH09	09/30/2022	10/02/2023	304	531,362	1745.47	11,584			2,413		21,210			(5,792)					

EOG-11

STATEMENT AS OF JUNE 30, 2023 OF THE EAGLE LIFE INSURANCE COMPANY

SCHEDULE DB - PART A - SECTION 1

Showing all Options, Caps, Floors, Collars, Swaps and Forwards Open as of Current Statement Date

1	2	3	4	5	6	7	8	9	10	11	12	13	14	15	16	17	18	19	20	21	22	23
Description	Description of Item(s) Hedged, Used for Income Generation or Replicated	Schedule/ Exhibit Identifier	Type(s) of Risk(s) (a)	Exchange, Counterparty or Central Clearinghouse	Trade Date	Date of Maturity or Expiration	Number of Contracts	Notional Amount	Strike Price, Rate or Index Received (Paid)	Cumulative Prior Year(s) Initial Cost of Un-discounted Premium (Received) Paid	Current Year Initial Cost of Un-discounted Premium (Received) Paid	Current Year Income	Book/ Adjusted Carrying Value	Code	Fair Value	Unrealized Valuation Increase/ (Decrease)	Total Foreign Exchange Change in B./A.C.V.	Current Year's (Amortization)/ Accretion	Adjustment to Carrying Value of Hedged Item	Potential Exposure	Credit Quality of Reference Entity	Hedge Effectiveness at Inception and at Quarter-end (b)
SPXDSUN Index Option PTPPT		N/A	Equity/Index	AEL 85LNZLR1WR9SYRVFCH09	09/30/2022	10/02/2023	125	375,337	3011.57	14,899			3,104		27,781			(7,449)				
S&P 500 Index Option PTPPT		N/A	Equity/Index	AEL 85LNZLR1WR9SYRVFCH09	09/30/2022	10/02/2023	775	2,780,128	3585.62	174,869			36,431		367,655			(87,434)				
S&P 500 Dividend Aristocrats Daily Risk Control 5% Index		N/A	Equity/Index	AEL 85LNZLR1WR9SYRVFCH09	10/03/2022	10/03/2023	252	442,470	1757.92	9,602			2,800		14,718			(4,801)				
Invesco Dynamic Growth Index		N/A	Equity/Index	AEL 85LNZLR1WR9SYRVFCH09	10/03/2022	10/03/2023	232	592,675	2557.818	13,098			3,820		11,764			(6,549)				
SPXDSUN Index Option PTPPT		N/A	Equity/Index	AEL 85LNZLR1WR9SYRVFCH09	10/03/2022	10/03/2023	11	33,567	3033.83	1,314			383		2,210			(657)				
S&P 500 Index Option PTPPT		N/A	Equity/Index	AEL 85LNZLR1WR9SYRVFCH09	10/03/2022	10/03/2023	497	1,830,011	3678.43	116,007			33,835		222,672			(58,004)				
Franklin Global Trends Index		N/A	Equity/Index	AEL 85LNZLR1WR9SYRVFCH09	10/04/2022	10/04/2023	251	60,198	239.93	1,421			414		668			(710)				
S&P 500 Dividend Aristocrats Daily Risk Control 5% Index		N/A	Equity/Index	AEL 85LNZLR1WR9SYRVFCH09	10/04/2022	10/04/2023	142	250,910	1768.87	5,470			1,595		6,975			(2,735)				
Invesco Dynamic Growth Index		N/A	Equity/Index	AEL 85LNZLR1WR9SYRVFCH09	10/04/2022	10/04/2023	25	65,272	2569.448	1,443			421		1,094			(721)				
SPXDSUN Index Option PTPPT		N/A	Equity/Index	AEL 85LNZLR1WR9SYRVFCH09	10/04/2022	10/04/2023	8	24,837	3052.99	1,026			299		1,535			(513)				
S&P 500 Index Option PTPPT		N/A	Equity/Index	AEL 85LNZLR1WR9SYRVFCH09	10/04/2022	10/04/2023	781	2,961,796	3790.93	139,546			40,701		239,327			(69,773)				
Franklin Global Trends Index		N/A	Equity/Index	AEL 85LNZLR1WR9SYRVFCH09	10/05/2022	10/05/2023	479	114,472	239.07	2,702			788		1,504			(1,351)				
S&P 500 Dividend Aristocrats Daily Risk Control 5% Index		N/A	Equity/Index	AEL 85LNZLR1WR9SYRVFCH09	10/05/2022	10/05/2023	1,487	2,627,721	1766.74	57,022			16,631		75,863			(28,511)				
Invesco Dynamic Growth Index		N/A	Equity/Index	AEL 85LNZLR1WR9SYRVFCH09	10/05/2022	10/05/2023	135	345,741	2563.361	7,641			2,229		6,363			(3,820)				
SPXDSUN Index Option PTPPT		N/A	Equity/Index	AEL 85LNZLR1WR9SYRVFCH09	10/05/2022	10/05/2023	84	255,532	3049.59	9,462			2,760		14,508			(4,731)				
S&P 500 Indx Opt MOPPTPT		N/A	Equity/Index	AEL 85LNZLR1WR9SYRVFCH09	10/05/2022	10/05/2023	1,443	5,460,777	3783.28	205,732			60,005		356,469			(102,866)				
S&P 500 Dividend Aristocrats Daily Risk Control 5% Index		N/A	Equity/Index	AEL 85LNZLR1WR9SYRVFCH09	10/07/2022	10/06/2023	885	1,552,017	1754.09	33,679			9,823		54,864			(16,839)				
S&P 500 Dividend Aristocrats Daily Risk Control 5% Index		N/A	Equity/Index	AEL 85LNZLR1WR9SYRVFCH09	10/06/2022	10/06/2023	639	1,126,273	1761.89	24,440			7,128		35,272			(12,220)				
Invesco Dynamic Growth Index		N/A	Equity/Index	AEL 85LNZLR1WR9SYRVFCH09	10/07/2022	10/06/2023	261	665,325	2548.4	14,637			4,269		15,107			(7,319)				
Invesco Dynamic Growth Index		N/A	Equity/Index	AEL 85LNZLR1WR9SYRVFCH09	10/06/2022	10/06/2023	94	239,359	2557.103	5,290			1,543		4,828			(2,645)				
SPXDSUN Index Option PTPPT		N/A	Equity/Index	AEL 85LNZLR1WR9SYRVFCH09	10/07/2022	10/06/2023	142	430,313	3028.29	16,333			4,764		27,644			(8,167)				
SPXDSUN Index Option PTPPT		N/A	Equity/Index	AEL 85LNZLR1WR9SYRVFCH09	10/06/2022	10/06/2023	18	55,444	3041.48	2,124			619		3,394			(1,062)				
S&P 500 Index Option PTPPT		N/A	Equity/Index	AEL 85LNZLR1WR9SYRVFCH09	10/07/2022	10/06/2023	1,583	5,762,293	3639.66	288,719			84,210		556,081			(144,359)				

STATEMENT AS OF JUNE 30, 2023 OF THE EAGLE LIFE INSURANCE COMPANY

SCHEDULE DB - PART A - SECTION 1

Showing all Options, Caps, Floors, Collars, Swaps and Forwards Open as of Current Statement Date

1	2	3	4	5	6	7	8	9	10	11	12	13	14	15	16	17	18	19	20	21	22	23	
Description	Description of Item(s) Hedged, Used for Income Generation or Replicated	Schedule/ Exhibit Identifier	Type(s) of Risk(s) (a)	Exchange, Counterparty or Central Clearinghouse	Trade Date	Date of Maturity or Expiration	Number of Contracts	Notional Amount	Strike Price, Rate or Index Received (Paid)	Cumulative Prior Year(s) Initial Cost of Un-discounted Premium (Received) Paid	Current Year Initial Cost of Un-discounted Premium (Received) Paid	Current Year Income	Book/ Adjusted Carrying Value	Code	Fair Value	Unrealized Valuation Increase/ (Decrease)	Total Foreign Exchange Change in B./A.C.V.	Current Year's (Amortization)/ Accretion	Adjustment to Carrying Value of Hedged Item	Potential Exposure	Credit Quality of Reference Entity	Hedge Effectiveness at Inception and at Quarter-end (b)	
S&P 500 Index Option PTPT		N/A	Equity/Index	AEL 85LNZLR1WR9SYRVFCH09	10/06/2022	10/06/2023	612	2,293,055	3744.52	78,576			22,918		136,804			(39,288)					
S&P 500 Dividend Aristocrats Daily Risk Control 5% Index		N/A	Equity/Index	AEL 85LNZLR1WR9SYRVFCH09	10/10/2022	10/10/2023	444	778,592	1754.35	16,740			4,882		27,498			(8,370)					
Invesco Dynamic Growth Index		N/A	Equity/Index	AEL 85LNZLR1WR9SYRVFCH09	10/10/2022	10/10/2023	144	366,972	2543.441	8,110			2,365		8,936			(4,055)					
S&P 500 Index Option PTPT		N/A	Equity/Index	AEL 85LNZLR1WR9SYRVFCH09	10/10/2022	10/10/2023	652	2,355,608	3612.39	160,810			46,903		322,392			(80,405)					
S&P 500 Dividend Aristocrats Daily Risk Control 5% Index		N/A	Equity/Index	AEL 85LNZLR1WR9SYRVFCH09	10/11/2022	10/11/2023	425	745,363	1755.52	16,025			4,674		25,888			(8,013)					
SPXDSUN Index Option PTPT		N/A	Equity/Index	AEL 85LNZLR1WR9SYRVFCH09	10/11/2022	10/11/2023	26	79,786	3031.82	3,112			908		5,210			(1,556)					
S&P 500 Index Option PTPT		N/A	Equity/Index	AEL 85LNZLR1WR9SYRVFCH09	10/11/2022	10/11/2023	650	2,330,967	3588.84	140,210			40,894		286,931			(70,105)					
Franklin Global Trends Index		N/A	Equity/Index	AEL 85LNZLR1WR9SYRVFCH09	10/12/2022	10/12/2023	864	205,706	238.06	4,834			1,410		3,310			(2,417)					
S&P 500 Dividend Aristocrats Daily Risk Control 5% Index		N/A	Equity/Index	AEL 85LNZLR1WR9SYRVFCH09	10/12/2022	10/12/2023	692	1,211,992	1751.99	26,179			7,636		44,374			(13,090)					
Invesco Dynamic Growth Index		N/A	Equity/Index	AEL 85LNZLR1WR9SYRVFCH09	10/12/2022	10/12/2023	118	300,584	2544.096	6,643			1,938		7,279			(3,321)					
SPXDSUN Index Option PTPT		N/A	Equity/Index	AEL 85LNZLR1WR9SYRVFCH09	10/12/2022	10/12/2023	118	356,723	3026	13,668			3,986		23,529			(6,834)					
S&P Digital		N/A	Equity/Index	AEL 85LNZLR1WR9SYRVFCH09	10/12/2022	10/12/2023	1,360	4,865,448	3577.03	195,890			57,135		380,382			(97,945)					
S&P 500 Dividend Aristocrats Daily Risk Control 5% Index		N/A	Equity/Index	AEL 85LNZLR1WR9SYRVFCH09	10/14/2022	10/13/2023	605	1,060,918	1752.96	22,704			6,622		38,326			(11,352)					
S&P 500 Dividend Aristocrats Daily Risk Control 5% Index		N/A	Equity/Index	AEL 85LNZLR1WR9SYRVFCH09	10/13/2022	10/13/2023	643	1,132,609	1761.19	23,898			6,970		36,116			(11,949)					
Invesco Dynamic Growth Index		N/A	Equity/Index	AEL 85LNZLR1WR9SYRVFCH09	10/14/2022	10/13/2023	48	120,826	2538.905	2,658			775		3,124			(1,329)					
SPXDSUN Index Option PTPT		N/A	Equity/Index	AEL 85LNZLR1WR9SYRVFCH09	10/14/2022	10/13/2023	16	47,904	3028.21	2,031			592		3,319			(1,016)					
S&P Digital		N/A	Equity/Index	AEL 85LNZLR1WR9SYRVFCH09	10/14/2022	10/13/2023	1,940	6,952,890	3583.07	258,017			75,255		497,189			(129,009)					
S&P 500 Index Option PTPT		N/A	Equity/Index	AEL 85LNZLR1WR9SYRVFCH09	10/13/2022	10/13/2023	809	2,968,137	3669.91	102,183			29,803		186,386			(51,091)					
S&P 500 Dividend Aristocrats Daily Risk Control 5% Index		N/A	Equity/Index	AEL 85LNZLR1WR9SYRVFCH09	10/14/2022	10/16/2023	865	1,515,871	1752.96	32,440			9,462		54,878			(16,220)					
SPXDSUN Index Option PTPT		N/A	Equity/Index	AEL 85LNZLR1WR9SYRVFCH09	10/14/2022	10/16/2023	13	38,703	3028.21	1,583			462		2,605			(791)					
S&P 500 Index Option PTPT		N/A	Equity/Index	AEL 85LNZLR1WR9SYRVFCH09	10/14/2022	10/16/2023	982	3,518,136	3583.07	268,255			78,241		554,756			(134,127)					
S&P 500 Dividend Aristocrats Daily Risk Control 5% Index		N/A	Equity/Index	AEL 85LNZLR1WR9SYRVFCH09	10/17/2022	10/17/2023	240	423,247	1761.04	9,015			2,629		13,580			(4,508)					

E06.13

STATEMENT AS OF JUNE 30, 2023 OF THE EAGLE LIFE INSURANCE COMPANY

SCHEDULE DB - PART A - SECTION 1

Showing all Options, Caps, Floors, Collars, Swaps and Forwards Open as of Current Statement Date

1	2	3	4	5	6	7	8	9	10	11	12	13	14	15	16	17	18	19	20	21	22	23	
Description	Description of Item(s) Hedged, Used for Income Generation or Replicated	Schedule/ Exhibit Identifier	Type(s) of Risk(s) (a)	Exchange, Counterparty or Central Clearinghouse	Trade Date	Date of Maturity or Expiration	Number of Contracts	Notional Amount	Strike Price, Rate or Index Received (Paid)	Cumulative Prior Year(s) Initial Cost of Un-discounted Premium (Received) Paid	Current Year Initial Cost of Un-discounted Premium (Received) Paid	Current Year Income	Book/ Adjusted Carrying Value	Code	Fair Value	Unrealized Valuation Increase/ (Decrease)	Total Foreign Exchange Change in B./A.C.V.	Current Year's (Amortization)/ Accretion	Adjustment to Carrying Value of Hedged Item	Potential Exposure	Credit Quality of Reference Entity	Hedge Effectiveness at Inception and at Quarter-end (b)	
S&P 500 Index Option PTPT		N/A	Equity/Index	AEL 85LNZLR1WR9SYRVFCH09	10/17/2022	10/17/2023	540	1,985,494	3677.95	120,961			35,280		225,626			(60,480)					
S&P 500 Dividend Aristocrats Daily Risk Control 5% Index		N/A	Equity/Index	AEL 85LNZLR1WR9SYRVFCH09	10/18/2022	10/18/2023	730	1,288,885	1766.46	27,582			8,045		37,963			(13,791)					
Invesco Dynamic Growth Index		N/A	Equity/Index	AEL 85LNZLR1WR9SYRVFCH09	10/18/2022	10/18/2023	140	356,028	2550.373	7,833			2,285		8,028			(3,916)					
SPXDSUN Index Option		N/A	Equity/Index	AEL 85LNZLR1WR9SYRVFCH09	10/18/2022	10/18/2023	100	306,303	3052.59	12,984			3,787		18,919			(6,492)					
S&P 500 Index Option PTPT		N/A	Equity/Index	AEL 85LNZLR1WR9SYRVFCH09	10/18/2022	10/18/2023	1,169	4,348,653	3719.98	170,551			49,744		300,550			(85,275)					
Franklin Global Trends Index		N/A	Equity/Index	AEL 85LNZLR1WR9SYRVFCH09	10/19/2022	10/19/2023	1,049	247,792	236.25	5,823			1,698		5,376			(2,912)					
S&P 500 Dividend Aristocrats Daily Risk Control 5% Index		N/A	Equity/Index	AEL 85LNZLR1WR9SYRVFCH09	10/19/2022	10/19/2023	444	783,656	1763.21	16,770			4,891		24,349			(8,385)					
Invesco Dynamic Growth Index		N/A	Equity/Index	AEL 85LNZLR1WR9SYRVFCH09	10/19/2022	10/19/2023	249	633,873	2541.712	13,945			4,067		15,954			(6,973)					
SPXDSUN Index Option		N/A	Equity/Index	AEL 85LNZLR1WR9SYRVFCH09	10/19/2022	10/19/2023	109	333,162	3047.25	13,233			3,860		19,839			(6,617)					
S&P 500 Index Option PTPT		N/A	Equity/Index	AEL 85LNZLR1WR9SYRVFCH09	10/19/2022	10/19/2023	1,081	3,994,632	3695.16	166,807			48,652		301,670			(83,403)					
S&P 500 Dividend Aristocrats Daily Risk Control 5% Index		N/A	Equity/Index	AEL 85LNZLR1WR9SYRVFCH09	10/20/2022	10/20/2023	577	1,013,971	1758.26	21,699			6,329		34,045			(10,849)					
S&P 500 Dividend Aristocrats Daily Risk Control 5% Index		N/A	Equity/Index	AEL 85LNZLR1WR9SYRVFCH09	10/21/2022	10/20/2023	571	1,009,049	1766.38	21,695			6,328		29,829			(10,847)					
Invesco Dynamic Growth Index		N/A	Equity/Index	AEL 85LNZLR1WR9SYRVFCH09	10/20/2022	10/20/2023	59	150,000	2534.564	3,300			963		4,115			(1,650)					
Invesco Dynamic Growth Index		N/A	Equity/Index	AEL 85LNZLR1WR9SYRVFCH09	10/21/2022	10/20/2023	54	136,469	2545.113	3,002			876		3,298			(1,501)					
SPXDSUN Index Option		N/A	Equity/Index	AEL 85LNZLR1WR9SYRVFCH09	10/21/2022	10/20/2023	18	55,275	3053.27	2,416			705		3,545			(1,208)					
S&P 500 Index Option PTPT		N/A	Equity/Index	AEL 85LNZLR1WR9SYRVFCH09	10/20/2022	10/20/2023	840	3,077,711	3665.78	112,340			32,766		204,351			(56,170)					
S&P 500 Index Option PTPT		N/A	Equity/Index	AEL 85LNZLR1WR9SYRVFCH09	10/21/2022	10/20/2023	1,609	6,037,646	3752.75	192,158			56,046		331,046			(96,079)					
S&P 500 Dividend Aristocrats Daily Risk Control 5% Index		N/A	Equity/Index	AEL 85LNZLR1WR9SYRVFCH09	10/21/2022	10/23/2023	236	416,477	1766.38	8,996			2,624		12,354			(4,498)					
SPXDSUN Index Option		N/A	Equity/Index	AEL 85LNZLR1WR9SYRVFCH09	10/21/2022	10/23/2023	180	550,346	3053.27	19,132			5,580		28,095			(9,566)					
S&P 500 Index Option PTPT		N/A	Equity/Index	AEL 85LNZLR1WR9SYRVFCH09	10/21/2022	10/23/2023	631	2,368,812	3752.75	108,871			31,754		186,288			(54,435)					
S&P 500 Dividend Aristocrats Daily Risk Control 5% Index		N/A	Equity/Index	AEL 85LNZLR1WR9SYRVFCH09	10/24/2022	10/24/2023	169	299,674	1770.71	6,443			1,879		8,288			(3,221)					
SPXDSUN Index Option PTPT		N/A	Equity/Index	AEL 85LNZLR1WR9SYRVFCH09	10/24/2022	10/24/2023	8	23,987	3061.55	1,060			309		1,485			(530)					

STATEMENT AS OF JUNE 30, 2023 OF THE EAGLE LIFE INSURANCE COMPANY

SCHEDULE DB - PART A - SECTION 1

Showing all Options, Caps, Floors, Collars, Swaps and Forwards Open as of Current Statement Date

1	2	3	4	5	6	7	8	9	10	11	12	13	14	15	16	17	18	19	20	21	22	23	
Description	Description of Item(s) Hedged, Used for Income Generation or Replicated	Schedule/ Exhibit Identifier	Type(s) of Risk(s) (a)	Exchange, Counterparty or Central Clearinghouse	Trade Date	Date of Maturity or Expiration	Number of Contracts	Notional Amount	Strike Price, Rate or Index Received (Paid)	Cumulative Prior Year(s) Initial Cost of Un-discounted Premium (Received) Paid	Current Year Initial Cost of Un-discounted Premium (Received) Paid	Current Year Income	Book/ Adjusted Carrying Value	Code	Fair Value	Unrealized Valuation Increase/ (Decrease)	Total Foreign Exchange Change in B./A.C.V.	Current Year's (Amortization)/ Accretion	Adjustment to Carrying Value of Hedged Item	Potential Exposure	Credit Quality of Reference Entity	Hedge Effectiveness at Inception and at Quarter-end (b)	
S&P 500 Index Option PTPT		N/A	Equity/Index	AEL 85LNZLR1WR9SYRVFCH09	10/24/2022	10/24/2023	447	1,698,211	3797.34	96,193			28,056		156,250			(48,096)					
S&P 500 Dividend Aristocrats Daily Risk Control 5% Index		N/A	Equity/Index	AEL 85LNZLR1WR9SYRVFCH09	10/25/2022	10/25/2023	821	1,458,613	1775.83	31,506			9,189		37,002			(15,753)					
Invesco Dynamic Growth Index		N/A	Equity/Index	AEL 85LNZLR1WR9SYRVFCH09	10/25/2022	10/25/2023	248	633,355	2558.242	13,934			4,064		13,039			(6,967)					
SPXDSUN Index Option PTPT		N/A	Equity/Index	AEL 85LNZLR1WR9SYRVFCH09	10/25/2022	10/25/2023	31	95,064	3070.68	4,021			1,173		5,385			(2,011)					
S&P 500 Index Option PTPT		N/A	Equity/Index	AEL 85LNZLR1WR9SYRVFCH09	10/25/2022	10/25/2023	682	2,631,532	3859.11	116,051			33,848		180,655			(58,026)					
Franklin Global Trends Index		N/A	Equity/Index	AEL 85LNZLR1WR9SYRVFCH09	10/26/2022	10/26/2023	615	145,996	237.36	3,431			1,001		2,730			(1,715)					
S&P 500 Dividend Aristocrats Daily Risk Control 5% Index		N/A	Equity/Index	AEL 85LNZLR1WR9SYRVFCH09	10/26/2022	10/26/2023	451	802,001	1777.81	17,243			5,029		19,678			(8,622)					
Invesco Dynamic Growth Index		N/A	Equity/Index	AEL 85LNZLR1WR9SYRVFCH09	10/26/2022	10/26/2023	75	190,945	2561.239	4,201			1,225		3,784			(2,100)					
SPXDSUN Index Option PTPT		N/A	Equity/Index	AEL 85LNZLR1WR9SYRVFCH09	10/26/2022	10/26/2023	148	454,389	3074.36	17,362			5,064		22,771			(8,681)					
S&P Digital S&P 500 Dividend Aristocrats Daily Risk Control 5% Index		N/A	Equity/Index	AEL 85LNZLR1WR9SYRVFCH09	10/26/2022	10/26/2023	1,625	6,224,369	3830.6	246,165			71,798		406,334			(123,082)					
S&P 500 Dividend Aristocrats Daily Risk Control 5% Index		N/A	Equity/Index	AEL 85LNZLR1WR9SYRVFCH09	10/27/2022	10/27/2023	280	497,147	1778.54	10,738			3,132		12,060			(5,369)					
Invesco Dynamic Growth Index		N/A	Equity/Index	AEL 85LNZLR1WR9SYRVFCH09	10/28/2022	10/27/2023	1,149	2,052,986	1786.64	44,344			12,934		42,871			(22,172)					
SPXDSUN Index Option PTPT		N/A	Equity/Index	AEL 85LNZLR1WR9SYRVFCH09	10/28/2022	10/27/2023	108	278,625	2568.383	6,130			1,788		5,018			(3,065)					
S&P 500 Index Option PTPT		N/A	Equity/Index	AEL 85LNZLR1WR9SYRVFCH09	10/27/2022	10/27/2023	3	10,727	3075.89	429			125		567			(215)					
S&P 500 Index Option PTPT		N/A	Equity/Index	AEL 85LNZLR1WR9SYRVFCH09	10/27/2022	10/27/2023	797	3,033,489	3807.3	112,668			32,861		186,729			(56,334)					
S&P 500 Dividend Aristocrats Daily Risk Control 5% Index		N/A	Equity/Index	AEL 85LNZLR1WR9SYRVFCH09	10/28/2022	10/27/2023	1,387	5,410,417	3901.06	132,096			38,528		203,478			(66,048)					
SPXDSUN Index Option PTPT		N/A	Equity/Index	AEL 85LNZLR1WR9SYRVFCH09	10/28/2022	10/30/2023	277	495,739	1786.64	10,708			3,123		10,418			(5,354)					
S&P Digital S&P 500 Dividend Aristocrats Daily Risk Control 5% Index		N/A	Equity/Index	AEL 85LNZLR1WR9SYRVFCH09	10/28/2022	10/30/2023	63	196,207	3090.18	7,671			2,237		9,181			(3,835)					
Invesco Dynamic Growth Index		N/A	Equity/Index	AEL 85LNZLR1WR9SYRVFCH09	10/28/2022	10/30/2023	640	2,497,548	3901.06	113,644			33,146		170,806			(56,822)					
SPXDSUN Index Option PTPT		N/A	Equity/Index	AEL 85LNZLR1WR9SYRVFCH09	10/31/2022	10/31/2023	298	531,778	1784.95	11,486			3,350		11,560			(5,743)					
S&P 500 Dividend Aristocrats Daily Risk Control 5% Index		N/A	Equity/Index	AEL 85LNZLR1WR9SYRVFCH09	10/31/2022	10/31/2023	172	441,924	2562.452	9,722			2,836		8,700			(4,861)					
SPXDSUN Index Option PTPT		N/A	Equity/Index	AEL 85LNZLR1WR9SYRVFCH09	10/31/2022	10/31/2023	27	84,182	3088.07	3,443			1,004		4,175			(1,722)					

EOG-15

STATEMENT AS OF JUNE 30, 2023 OF THE EAGLE LIFE INSURANCE COMPANY

SCHEDULE DB - PART A - SECTION 1

Showing all Options, Caps, Floors, Collars, Swaps and Forwards Open as of Current Statement Date

1	2	3	4	5	6	7	8	9	10	11	12	13	14	15	16	17	18	19	20	21	22	23	
Description	Description of Item(s) Hedged, Used for Income Generation or Replicated	Schedule/ Exhibit Identifier	Type(s) of Risk(s) (a)	Exchange, Counterparty or Central Clearinghouse	Trade Date	Date of Maturity or Expiration	Number of Contracts	Notional Amount	Strike Price, Rate or Index Received (Paid)	Cumulative Prior Year(s) Initial Cost of Un-discounted Premium (Received) Paid	Current Year Initial Cost of Un-discounted Premium (Received) Paid	Current Year Income	Book/ Adjusted Carrying Value	Code	Fair Value	Unrealized Valuation Increase/ (Decrease)	Total Foreign Exchange Change in B./A.C.V.	Current Year's (Amortization)/ Accretion	Adjustment to Carrying Value of Hedged Item	Potential Exposure	Credit Quality of Reference Entity	Hedge Effectiveness at Inception and at Quarter-end (b)	
S&P 500 Index Option PTPT		N/A	Equity/Index	AEL 85LNZLR1WR9SYRVFCH09	10/31/2022	10/31/2023	433	1,676,224	3871.98	113,516			33,109		170,370			(56,758)					
S&P 500 Dividend Aristocrats Daily Risk Control 5% Index		N/A	Equity/Index	AEL 85LNZLR1WR9SYRVFCH09	11/01/2022	11/01/2023	503	898,210	1784.06	19,222			7,208		19,889			(9,611)					
SPXDSUN Index Option PTPT		N/A	Equity/Index	AEL 85LNZLR1WR9SYRVFCH09	11/01/2022	11/01/2023	11	33,735	3086.8	1,425			535		1,744			(713)					
S&P 500 Index Option PTPT		N/A	Equity/Index	AEL 85LNZLR1WR9SYRVFCH09	11/01/2022	11/01/2023	1,034	3,987,377	3856.1	169,899			63,712		272,493			(84,950)					
Franklin Global Trends Index		N/A	Equity/Index	AEL 85LNZLR1WR9SYRVFCH09	11/02/2022	11/02/2023	1,094	259,110	236.78	6,063			2,274		5,360			(3,032)					
S&P 500 Dividend Aristocrats Daily Risk Control 5% Index		N/A	Equity/Index	AEL 85LNZLR1WR9SYRVFCH09	11/02/2022	11/02/2023	883	1,568,978	1776.06	33,733			12,650		40,132			(16,867)					
Invesco Dynamic Growth Index		N/A	Equity/Index	AEL 85LNZLR1WR9SYRVFCH09	11/02/2022	11/02/2023	278	710,357	2555.989	15,628			5,860		15,267			(7,814)					
SPXDSUN Index Option PTPT		N/A	Equity/Index	AEL 85LNZLR1WR9SYRVFCH09	11/02/2022	11/02/2023	35	108,261	3073.25	4,269			1,601		5,685			(2,135)					
S&P 500 Index Option PTPT		N/A	Equity/Index	AEL 85LNZLR1WR9SYRVFCH09	11/02/2022	11/02/2023	1,362	5,118,886	3759.69	214,014			80,255		373,440			(107,007)					
S&P 500 Dividend Aristocrats Daily Risk Control 5% Index		N/A	Equity/Index	AEL 85LNZLR1WR9SYRVFCH09	11/03/2022	11/03/2023	119	211,939	1775.39	4,557			1,709		5,492			(2,278)					
S&P 500 Dividend Aristocrats Daily Risk Control 5% Index		N/A	Equity/Index	AEL 85LNZLR1WR9SYRVFCH09	11/04/2022	11/03/2023	637	1,135,087	1781.91	24,518			9,194		26,237			(12,259)					
Invesco Dynamic Growth Index		N/A	Equity/Index	AEL 85LNZLR1WR9SYRVFCH09	11/03/2022	11/03/2023	74	189,662	2548.262	4,173			1,565		4,495			(2,086)					
SPXDSUN Index Option PTPT		N/A	Equity/Index	AEL 85LNZLR1WR9SYRVFCH09	11/03/2022	11/03/2023	67	207,124	3072.35	8,679			3,254		11,418			(4,339)					
SPXDSUN Index Option PTPT		N/A	Equity/Index	AEL 85LNZLR1WR9SYRVFCH09	11/04/2022	11/03/2023	36	112,203	3083.97	4,831			1,812		5,985			(2,415)					
S&P 500 Index Option PTPT		N/A	Equity/Index	AEL 85LNZLR1WR9SYRVFCH09	11/03/2022	11/03/2023	1,067	3,970,230	3719.89	128,523			48,196		226,691			(64,261)					
S&P 500 Index Option PTPT		N/A	Equity/Index	AEL 85LNZLR1WR9SYRVFCH09	11/04/2022	11/03/2023	1,962	7,397,760	3770.55	139,913			52,467		241,263			(69,956)					
S&P 500 Dividend Aristocrats Daily Risk Control 5% Index		N/A	Equity/Index	AEL 85LNZLR1WR9SYRVFCH09	11/04/2022	11/06/2023	170	302,492	1781.91	6,534			2,450		7,029			(3,267)					
SPXDSUN Index Option PTPT		N/A	Equity/Index	AEL 85LNZLR1WR9SYRVFCH09	11/04/2022	11/06/2023	27	83,283	3083.97	3,678			1,379		4,566			(1,839)					
S&P 500 Index Option PTPT		N/A	Equity/Index	AEL 85LNZLR1WR9SYRVFCH09	11/04/2022	11/06/2023	604	2,276,443	3770.55	137,487			51,558		235,242			(68,743)					
S&P 500 Dividend Aristocrats Daily Risk Control 5% Index		N/A	Equity/Index	AEL 85LNZLR1WR9SYRVFCH09	11/07/2022	11/07/2023	124	222,297	1785.59	4,757			1,784		4,842			(2,379)					
Invesco Dynamic Growth Index		N/A	Equity/Index	AEL 85LNZLR1WR9SYRVFCH09	11/07/2022	11/07/2023	182	464,851	2550.51	10,227			3,835		10,779			(5,113)					
SPXDSUN Index Option PTPT		N/A	Equity/Index	AEL 85LNZLR1WR9SYRVFCH09	11/07/2022	11/07/2023	9	27,514	3091.35	1,202			451		1,429			(601)					

STATEMENT AS OF JUNE 30, 2023 OF THE EAGLE LIFE INSURANCE COMPANY

SCHEDULE DB - PART A - SECTION 1

Showing all Options, Caps, Floors, Collars, Swaps and Forwards Open as of Current Statement Date

1	2	3	4	5	6	7	8	9	10	11	12	13	14	15	16	17	18	19	20	21	22	23	
Description	Description of Item(s) Hedged, Used for Income Generation or Replicated	Schedule/ Exhibit Identifier	Type(s) of Risk(s) (a)	Exchange, Counterparty or Central Clearinghouse	Trade Date	Date of Maturity or Expiration	Number of Contracts	Notional Amount	Strike Price, Rate or Index Received (Paid)	Cumulative Prior Year(s) Initial Cost of Un-discounted Premium (Received) Paid	Current Year Initial Cost of Un-discounted Premium (Received) Paid	Current Year Income	Book/ Adjusted Carrying Value	Code	Fair Value	Unrealized Valuation Increase/ (Decrease)	Total Foreign Exchange Change in B./A.C.V.	Current Year's (Amortization)/ Accretion	Adjustment to Carrying Value of Hedged Item	Potential Exposure	Credit Quality of Reference Entity	Hedge Effectiveness at Inception and at Quarter-end (b)	
S&P 500 Index Option PTPT		N/A	Equity/Index	AEL 85LNZLR1WR9SYRVFCH09	11/07/2022	11/07/2023	551	2,097,250	3806.8	111,652			41,870		187,426			(55,826)					
Franklin Global Trends Index		N/A	Equity/Index	AEL 85LNZLR1WR9SYRVFCH09	11/08/2022	11/08/2023	143	33,750	236.33	790			296		752			(395)					
S&P 500 Dividend Aristocrats Daily Risk Control 5% Index		N/A	Equity/Index	AEL 85LNZLR1WR9SYRVFCH09	11/08/2022	11/08/2023	1,547	2,766,352	1787.74	59,477			22,304		58,015			(29,738)					
SPXDSUN Index Option PTPT		N/A	Equity/Index	AEL 85LNZLR1WR9SYRVFCH09	11/08/2022	11/08/2023	7	22,654	3095.4	988			370		1,151			(494)					
S&P 500 Index Option PTPT		N/A	Equity/Index	AEL 85LNZLR1WR9SYRVFCH09	11/08/2022	11/08/2023	747	2,859,022	3828.11	138,207			51,828		225,759			(69,104)					
S&P 500 Dividend Aristocrats Daily Risk Control 5% Index		N/A	Equity/Index	AEL 85LNZLR1WR9SYRVFCH09	11/09/2022	11/09/2023	501	892,075	1781.95	19,269			7,226		20,825			(9,634)					
Invesco Dynamic Growth Index		N/A	Equity/Index	AEL 85LNZLR1WR9SYRVFCH09	11/09/2022	11/09/2023	180	460,826	2553.648	10,138			3,802		10,312			(5,069)					
SPXDSUN Index Option PTPT		N/A	Equity/Index	AEL 85LNZLR1WR9SYRVFCH09	11/09/2022	11/09/2023	85	263,416	3085.72	10,578			3,967		13,026			(5,289)					
S&P 500 Index Option PTPT		N/A	Equity/Index	AEL 85LNZLR1WR9SYRVFCH09	11/09/2022	11/09/2023	1,161	4,351,449	3748.57	179,585			67,344		314,051			(89,792)					
S&P 500 Dividend Aristocrats Daily Risk Control 5% Index		N/A	Equity/Index	AEL 85LNZLR1WR9SYRVFCH09	11/10/2022	11/10/2023	653	1,175,455	1800.8	24,802			9,301		19,170			(12,401)					
S&P 500 Dividend Aristocrats Daily Risk Control 5% Index		N/A	Equity/Index	AEL 85LNZLR1WR9SYRVFCH09	11/11/2022	11/10/2023	385	694,739	1804.21	15,076			5,653		10,551			(7,538)					
Invesco Dynamic Growth Index		N/A	Equity/Index	AEL 85LNZLR1WR9SYRVFCH09	11/11/2022	11/10/2023	135	349,474	2585.782	7,688			2,883		5,085			(3,844)					
SPXDSUN Index Option PTPT		N/A	Equity/Index	AEL 85LNZLR1WR9SYRVFCH09	11/10/2022	11/10/2023	41	128,959	3118.7	5,300			1,988		5,382			(2,650)					
SPXDSUN Index Option PTPT		N/A	Equity/Index	AEL 85LNZLR1WR9SYRVFCH09	11/11/2022	11/10/2023	9	29,396	3124.94	1,243			466		1,236			(622)					
S&P 500 Index Option PTPT		N/A	Equity/Index	AEL 85LNZLR1WR9SYRVFCH09	11/10/2022	11/10/2023	809	3,200,718	3956.37	99,697			37,387		151,839			(49,849)					
S&P Digital		N/A	Equity/Index	AEL 85LNZLR1WR9SYRVFCH09	11/11/2022	11/10/2023	969	3,869,663	3992.93	146,926			55,097		207,032			(73,463)					
S&P 500 Dividend Aristocrats Daily Risk Control 5% Index		N/A	Equity/Index	AEL 85LNZLR1WR9SYRVFCH09	11/11/2022	11/13/2023	766	1,382,054	1804.21	29,991			11,246		21,182			(14,995)					
SPXDSUN Index Option PTPT		N/A	Equity/Index	AEL 85LNZLR1WR9SYRVFCH09	11/11/2022	11/13/2023	25	79,034	3124.94	3,225			1,209		3,191			(1,612)					
S&P Digital		N/A	Equity/Index	AEL 85LNZLR1WR9SYRVFCH09	11/11/2022	11/13/2023	627	2,501,780	3992.93	104,019			39,007		144,273			(52,009)					
S&P 500 Dividend Aristocrats Daily Risk Control 5% Index		N/A	Equity/Index	AEL 85LNZLR1WR9SYRVFCH09	11/14/2022	11/14/2023	158	284,252	1801.03	6,055			2,270		4,666			(3,027)					
SPXDSUN Index Option PTPT		N/A	Equity/Index	AEL 85LNZLR1WR9SYRVFCH09	11/14/2022	11/14/2023	20	63,584	3120.44	2,728			1,023		2,799			(1,364)					
S&P Digital		N/A	Equity/Index	AEL 85LNZLR1WR9SYRVFCH09	11/14/2022	11/14/2023	386	1,528,689	3957.25	99,717			37,394		137,000			(49,859)					

E06.17

STATEMENT AS OF JUNE 30, 2023 OF THE EAGLE LIFE INSURANCE COMPANY

SCHEDULE DB - PART A - SECTION 1

Showing all Options, Caps, Floors, Collars, Swaps and Forwards Open as of Current Statement Date

1	2	3	4	5	6	7	8	9	10	11	12	13	14	15	16	17	18	19	20	21	22	23		
Description	Description of Item(s) Hedged, Used for Income Generation or Replicated	Schedule/ Exhibit Identifier	Type(s) of Risk(s) (a)	Exchange, Counterparty or Central Clearinghouse	Trade Date	Date of Maturity or Expiration	Number of Contracts	Notional Amount	Strike Price, Rate or Index Received (Paid)	Cumulative Prior Year(s) Initial Cost of Un-discounted Premium (Received) Paid	Current Year Initial Cost of Un-discounted Premium (Received) Paid	Current Year Income	Book/ Adjusted Carrying Value	Code	Fair Value	Unrealized Valuation Increase/ (Decrease)	Total Foreign Exchange Change in B./A.C.V.	Current Year's (Amortization)/ Accretion	Adjustment to Carrying Value of Hedged Item	Potential Exposure	Credit Quality of Reference Entity	Hedge Effectiveness at Inception and at Quarter-end (b)		
S&P 500 Dividend Aristocrats Daily Risk Control 5% Index		N/A	Equity/Index	AEL 85LNZLR1WR9SYRVFCH09	11/15/2022	11/15/2023	351	632,302	1803.56	13,594			5,098		9,882			(6,797)						
Invesco Dynamic Growth Index		N/A	Equity/Index	AEL 85LNZLR1WR9SYRVFCH09	11/15/2022	11/15/2023	152	392,126	2588.028	8,627			3,235		5,601			(4,313)						
S&P 500 Index Option		N/A	Equity/Index	AEL 85LNZLR1WR9SYRVFCH09	11/15/2022	11/15/2023	732	2,922,831	3991.73	143,041			53,640		197,245			(71,520)						
Franklin Global Trends Index		N/A	Equity/Index	AEL 85LNZLR1WR9SYRVFCH09	11/16/2022	11/16/2023	459	110,318	240.26	2,592			972		1,382			(1,296)						
S&P 500 Dividend Aristocrats Daily Risk Control 5% Index		N/A	Equity/Index	AEL 85LNZLR1WR9SYRVFCH09	11/16/2022	11/16/2023	555	999,052	1801.5	21,380			8,017		16,335			(10,690)						
SPXDSUN Index Option		N/A	Equity/Index	AEL 85LNZLR1WR9SYRVFCH09	11/16/2022	11/16/2023	39	121,723	3121.94	4,995			1,873		5,025			(2,498)						
S&P 500 Index Option		N/A	Equity/Index	AEL 85LNZLR1WR9SYRVFCH09	11/16/2022	11/16/2023	1,215	4,809,235	3958.79	184,976			69,366		276,802			(92,488)						
S&P 500 Dividend Aristocrats Daily Risk Control 5% Index		N/A	Equity/Index	AEL 85LNZLR1WR9SYRVFCH09	11/17/2022	11/17/2023	359	646,156	1799.92	13,892			5,210		10,936			(6,946)						
S&P 500 Dividend Aristocrats Daily Risk Control 5% Index		N/A	Equity/Index	AEL 85LNZLR1WR9SYRVFCH09	11/18/2022	11/17/2023	809	1,458,730	1802.74	31,654			11,870		23,320			(15,827)						
S&P 500 Dividend Aristocrats Daily Risk Control 5% Index		N/A	Equity/Index	AEL 85LNZLR1WR9SYRVFCH09	11/19/2021	11/17/2023	60	110,000	1847.222	4,356			817		599			(1,089)						
Invesco Dynamic Growth Index		N/A	Equity/Index	AEL 85LNZLR1WR9SYRVFCH09	11/18/2022	11/17/2023	189	488,290	2586.07	10,742			4,028		7,214			(5,371)						
Invesco Dynamic Growth Index		N/A	Equity/Index	AEL 85LNZLR1WR9SYRVFCH09	11/17/2022	11/17/2023	140	361,283	2587.403	7,948			2,981		5,236			(3,974)						
SPXDSUN Index Option		N/A	Equity/Index	AEL 85LNZLR1WR9SYRVFCH09	11/17/2022	11/17/2023	19	60,662	3119.55	2,536			951		2,583			(1,268)						
SPXDSUN Index Option		N/A	Equity/Index	AEL 85LNZLR1WR9SYRVFCH09	11/18/2022	11/17/2023	33	103,430	3124.78	4,121			1,545		4,017			(2,061)						
S&P 500 Index Option		N/A	Equity/Index	AEL 85LNZLR1WR9SYRVFCH09	11/17/2022	11/17/2023	703	2,774,591	3946.56	106,771			40,039		156,804			(53,386)						
S&P 500 Index Option		N/A	Equity/Index	AEL 85LNZLR1WR9SYRVFCH09	11/18/2022	11/17/2023	1,487	5,897,073	3965.34	194,856			73,071		285,791			(97,428)						
S&P 500 Dividend Aristocrats Daily Risk Control 5% Index		N/A	Equity/Index	AEL 85LNZLR1WR9SYRVFCH09	11/18/2022	11/20/2023	436	786,308	1802.74	17,063			6,399		12,677			(8,531)						
S&P 500 Index Option		N/A	Equity/Index	AEL 85LNZLR1WR9SYRVFCH09	11/18/2022	11/20/2023	881	3,493,513	3965.34	161,579			60,592		226,750			(80,789)						
Franklin Global Trends Index		N/A	Equity/Index	AEL 85LNZLR1WR9SYRVFCH09	11/21/2022	11/21/2023	918	219,590	239.09	5,138			1,927		3,376			(2,569)						
S&P 500 Dividend Aristocrats Daily Risk Control 5% Index		N/A	Equity/Index	AEL 85LNZLR1WR9SYRVFCH09	11/21/2022	11/21/2023	103	186,111	1804.69	3,908			1,466		2,892			(1,954)						

STATEMENT AS OF JUNE 30, 2023 OF THE EAGLE LIFE INSURANCE COMPANY

SCHEDULE DB - PART A - SECTION 1

Showing all Options, Caps, Floors, Collars, Swaps and Forwards Open as of Current Statement Date

1	2	3	4	5	6	7	8	9	10	11	12	13	14	15	16	17	18	19	20	21	22	23	
Description	Description of Item(s) Hedged, Used for Income Generation or Replicated	Schedule/ Exhibit Identifier	Type(s) of Risk(s) (a)	Exchange, Counterparty or Central Clearinghouse	Trade Date	Date of Maturity or Expiration	Number of Contracts	Notional Amount	Strike Price, Rate or Index Received (Paid)	Cumulative Prior Year(s) Initial Cost of Un-discounted Premium (Received) Paid	Current Year Initial Cost of Un-discounted Premium (Received) Paid	Current Year Income	Book/ Adjusted Carrying Value	Code	Fair Value	Unrealized Valuation Increase/ (Decrease)	Total Foreign Exchange Change in B./A.C.V.	Current Year's (Amortization)/ Accretion	Adjustment to Carrying Value of Hedged Item	Potential Exposure	Credit Quality of Reference Entity	Hedge Effectiveness at Inception and at Quarter-end (b)	
S&P 500 Index Option PTPPT		N/A	Equity/Index	AEL 85LNZLR1WR9SYRVFCH09	11/21/2022	11/21/2023	477	1,882,635	3949.94	110,821			41,558		154,966			(55,411)					
S&P 500 Dividend Aristocrats Daily Risk Control 5% Index		N/A	Equity/Index	AEL 85LNZLR1WR9SYRVFCH09	11/22/2022	11/22/2023	275	497,085	1808.77	10,588			3,970		7,118			(5,294)					
S&P 500 Dividend Aristocrats Daily Risk Control 5% Index		N/A	Equity/Index	AEL 85LNZLR1WR9SYRVFCH09	11/23/2022	11/22/2023	410	741,042	1809.42	15,636			5,863		10,467			(7,818)					
Invesco Dynamic Growth Index		N/A	Equity/Index	AEL 85LNZLR1WR9SYRVFCH09	11/22/2022	11/22/2023	102	264,061	2591.748	5,809			2,179		3,645			(2,905)					
Invesco Dynamic Growth Index		N/A	Equity/Index	AEL 85LNZLR1WR9SYRVFCH09	11/23/2022	11/22/2023	121	313,839	2595.28	6,873			2,577		4,115			(3,437)					
SPXDSUN Index Option PTPPT		N/A	Equity/Index	AEL 85LNZLR1WR9SYRVFCH09	11/23/2022	11/22/2023	64	201,633	3138.07	8,255			3,096		7,534			(4,128)					
S&P 500 Index Option PTPPT		N/A	Equity/Index	AEL 85LNZLR1WR9SYRVFCH09	11/22/2022	11/22/2023	656	2,625,710	4003.58	100,360			37,635		139,243			(50,180)					
S&P Digital		N/A	Equity/Index	AEL 85LNZLR1WR9SYRVFCH09	11/23/2022	11/22/2023	1,547	6,228,319	4027.26	266,703			100,014		390,826			(133,352)					
S&P 500 Indx Opt MOPTPT		N/A	Equity/Index	AEL 85LNZLR1WR9SYRVFCH09	11/23/2022	11/23/2023	7	28,033	4027.26	709			266		740			(354)					
UST 4.125% 11/15/2032 Total Return Options		N/A	Equity/Index	AEL 85LNZLR1WR9SYRVFCH09	11/23/2022	11/24/2023	172	17,236	100	445			167		409			(222)					
S&P 500 Dividend Aristocrats Daily Risk Control 5% Index		N/A	Equity/Index	AEL 85LNZLR1WR9SYRVFCH09	11/23/2022	11/24/2023	186	337,254	1809.42	7,150			2,681		4,794			(3,575)					
S&P 500 Dividend Aristocrats Daily Risk Control 5% Index		N/A	Equity/Index	AEL 85LNZLR1WR9SYRVFCH09	11/25/2022	11/24/2023	405	734,018	1810.23	15,855			5,946		10,257			(7,927)					
S&P 500 Dividend Aristocrats Daily Risk Control 5% Index		N/A	Equity/Index	AEL 85LNZLR1WR9SYRVFCH09	11/26/2021	11/24/2023	14	25,000	1831.668	1,033			194		214			(258)					
S&P 500 Dividend Aristocrats Daily Risk Control 5% Index		N/A	Equity/Index	AEL 85LNZLR1WR9SYRVFCH09	11/24/2021	11/24/2023	14	25,000	1850.394	983			184		131			(246)					
SPXDSUN Index Option PTPPT		N/A	Equity/Index	AEL 85LNZLR1WR9SYRVFCH09	11/25/2022	11/24/2023	32	99,711	3140.15	4,367			1,638		3,971			(2,184)					
S&P Digital		N/A	Equity/Index	AEL 85LNZLR1WR9SYRVFCH09	11/25/2022	11/24/2023	1,259	5,068,388	4026.12	170,661			63,998		239,697			(85,330)					
S&P 500 Index Option PTPPT		N/A	Equity/Index	AEL 85LNZLR1WR9SYRVFCH09	11/23/2022	11/24/2023	1,479	5,955,543	4027.26	192,448			72,168		272,207			(96,224)					
S&P 500 Dividend Aristocrats Daily Risk Control 5% Index		N/A	Equity/Index	AEL 85LNZLR1WR9SYRVFCH09	11/25/2022	11/27/2023	184	332,497	1810.23	7,149			2,681		4,691			(3,574)					
S&P 500 Index Option PTPPT		N/A	Equity/Index	AEL 85LNZLR1WR9SYRVFCH09	11/25/2022	11/27/2023	225	907,203	4026.12	66,208			24,828		82,662			(33,104)					
S&P 500 Dividend Aristocrats Daily Risk Control 5% Index		N/A	Equity/Index	AEL 85LNZLR1WR9SYRVFCH09	11/28/2022	11/28/2023	64	115,432	1803.8	2,482			931		1,862			(1,241)					

STATEMENT AS OF JUNE 30, 2023 OF THE EAGLE LIFE INSURANCE COMPANY

SCHEDULE DB - PART A - SECTION 1

Showing all Options, Caps, Floors, Collars, Swaps and Forwards Open as of Current Statement Date

1	2	3	4	5	6	7	8	9	10	11	12	13	14	15	16	17	18	19	20	21	22	23	
Description	Description of Item(s) Hedged, Used for Income Generation or Replicated	Schedule/ Exhibit Identifier	Type(s) of Risk(s) (a)	Exchange, Counterparty or Central Clearinghouse	Trade Date	Date of Maturity or Expiration	Number of Contracts	Notional Amount	Strike Price, Rate or Index Received (Paid)	Cumulative Prior Year(s) Initial Cost of Un-discounted Premium (Received) Paid	Current Year Initial Cost of Un-discounted Premium (Received) Paid	Current Year Income	Book/ Adjusted Carrying Value	Code	Fair Value	Unrealized Valuation Increase/ (Decrease)	Total Foreign Exchange Change in B./A.C.V.	Current Year's (Amortization)/ Accretion	Adjustment to Carrying Value of Hedged Item	Potential Exposure	Credit Quality of Reference Entity	Hedge Effectiveness at Inception and at Quarter-end (b)	
S&P 500 Index Option PTP		N/A	Equity/Index	AEL 85LNZLR1WR9SYRVFCH09	11/28/2022	11/28/2023	395	1,563,991	3963.94	90,170			33,814		124,821			(45,085)					
S&P 500 Dividend Aristocrats Daily Risk Control 5% Index		N/A	Equity/Index	AEL 85LNZLR1WR9SYRVFCH09	11/29/2022	11/29/2023	254	458,284	1803.87	9,807			3,678		7,404			(4,904)					
S&P 500 Dividend Aristocrats Daily Risk Control 5% Index		N/A	Equity/Index	AEL 85LNZLR1WR9SYRVFCH09	11/29/2021	11/29/2023	14	25,000	1838.385	911			171		186			(228)					
Invesco Dynamic Growth Index		N/A	Equity/Index	AEL 85LNZLR1WR9SYRVFCH09	11/29/2022	11/29/2023	124	320,503	2588.359	7,051			2,644		4,732			(3,526)					
S&P 500 Index Option PTP		N/A	Equity/Index	AEL 85LNZLR1WR9SYRVFCH09	11/29/2022	11/29/2023	430	1,700,956	3957.63	93,269			34,976		130,866			(46,635)					
Franklin Global Trends Index		N/A	Equity/Index	AEL 85LNZLR1WR9SYRVFCH09	11/30/2022	11/30/2023	1,967	473,398	240.7	11,078			4,154		5,799			(5,539)					
S&P 500 Dividend Aristocrats Daily Risk Control 5% Index		N/A	Equity/Index	AEL 85LNZLR1WR9SYRVFCH09	11/30/2021	11/30/2023	32	57,500	1811.23	2,148			403		802			(537)					
S&P 500 Dividend Aristocrats Daily Risk Control 5% Index		N/A	Equity/Index	AEL 85LNZLR1WR9SYRVFCH09	11/30/2022	11/30/2023	768	1,391,687	1811.32	29,365			11,012		19,374			(14,682)					
Invesco Dynamic Growth Index		N/A	Equity/Index	AEL 85LNZLR1WR9SYRVFCH09	11/30/2022	11/30/2023	365	950,212	2600.628	20,905			7,839		11,801			(10,452)					
SPXDSUN Index Option PTP		N/A	Equity/Index	AEL 85LNZLR1WR9SYRVFCH09	11/30/2022	11/30/2023	58	181,718	3143.77	7,855			2,946		7,184			(3,927)					
S&P 500 Indx Opt MOPPT		N/A	Equity/Index	AEL 85LNZLR1WR9SYRVFCH09	11/30/2022	11/30/2023	1,278	5,215,402	4080.11	244,584			91,719		319,914			(122,292)					
S&P 500 Dividend Aristocrats Daily Risk Control 5% Index		N/A	Equity/Index	AEL 85LNZLR1WR9SYRVFCH09	12/01/2022	12/01/2023	439	795,967	1812.15	16,954			7,771		10,925			(8,477)					
S&P 500 Dividend Aristocrats Daily Risk Control 5% Index		N/A	Equity/Index	AEL 85LNZLR1WR9SYRVFCH09	12/02/2022	12/01/2023	403	731,687	1813.74	15,878			7,277		9,712			(7,939)					
SPXDSUN Index Option PTP		N/A	Equity/Index	AEL 85LNZLR1WR9SYRVFCH09	12/01/2022	12/01/2023	12	36,934	3145.54	1,548			709		1,379			(774)					
S&P Digital		N/A	Equity/Index	AEL 85LNZLR1WR9SYRVFCH09	12/02/2022	12/01/2023	1,104	4,496,603	4071.7	177,941			81,557		239,368			(88,971)					
S&P Digital		N/A	Equity/Index	AEL 85LNZLR1WR9SYRVFCH09	12/01/2022	12/01/2023	680	2,771,376	4076.57	122,216			56,016		158,438			(61,108)					
S&P 500 Dividend Aristocrats Daily Risk Control 5% Index		N/A	Equity/Index	AEL 85LNZLR1WR9SYRVFCH09	12/02/2022	12/04/2023	249	451,866	1813.74	9,805			4,494		6,057			(4,903)					
S&P 500 Index Option PTP		N/A	Equity/Index	AEL 85LNZLR1WR9SYRVFCH09	12/02/2022	12/04/2023	538	2,191,216	4071.7	104,360			47,831		131,759			(52,180)					
S&P 500 Dividend Aristocrats Daily Risk Control 5% Index		N/A	Equity/Index	AEL 85LNZLR1WR9SYRVFCH09	12/05/2022	12/05/2023	130	234,412	1806.17	5,087			2,331		3,678			(2,543)					
Invesco Dynamic Growth Index		N/A	Equity/Index	AEL 85LNZLR1WR9SYRVFCH09	12/05/2022	12/05/2023	12	30,980	2599.251	682			312		399			(341)					

E06.20

STATEMENT AS OF JUNE 30, 2023 OF THE EAGLE LIFE INSURANCE COMPANY

SCHEDULE DB - PART A - SECTION 1

Showing all Options, Caps, Floors, Collars, Swaps and Forwards Open as of Current Statement Date

1	2	3	4	5	6	7	8	9	10	11	12	13	14	15	16	17	18	19	20	21	22	23	
Description	Description of Item(s) Hedged, Used for Income Generation or Replicated	Schedule/ Exhibit Identifier	Type(s) of Risk(s) (a)	Exchange, Counterparty or Central Clearinghouse	Trade Date	Date of Maturity or Expiration	Number of Contracts	Notional Amount	Strike Price, Rate or Index Received (Paid)	Cumulative Prior Year(s) Initial Cost of Un-discounted Premium (Received) Paid	Current Year Initial Cost of Un-discounted Premium (Received) Paid	Current Year Income	Book/ Adjusted Carrying Value	Code	Fair Value	Unrealized Valuation Increase/ (Decrease)	Total Foreign Exchange Change in B./A.C.V.	Current Year's (Amortization)/ Accretion	Adjustment to Carrying Value of Hedged Item	Potential Exposure	Credit Quality of Reference Entity	Hedge Effectiveness at Inception and at Quarter-end (b)	
S&P Digital		N/A	Equity/Index	AEL	85LNZLR1WR9SYRVFCH09	12/05/2022	279	1,117,163	3998.84	64,403			29,518		86,192			(32,201)					
S&P 500 Dividend Aristocrats Daily Risk Control 5% Index		N/A	Equity/Index	AEL	85LNZLR1WR9SYRVFCH09	12/06/2022	344	619,790	1802.9	13,078			5,994		10,395			(6,539)					
S&P 500 Dividend Aristocrats Daily Risk Control 5% Index		N/A	Equity/Index	AEL	85LNZLR1WR9SYRVFCH09	12/06/2021	64	118,040	1832.539	4,521			1,036		1,048			(1,130)					
Invesco Dynamic Growth Index		N/A	Equity/Index	AEL	85LNZLR1WR9SYRVFCH09	12/06/2022	300	778,937	2599.061	17,137			7,854		10,078			(8,568)					
SPXDSUN Index Option		N/A	Equity/Index	AEL	85LNZLR1WR9SYRVFCH09	12/06/2022	23	71,746	3131.22	3,116			1,428		3,183			(1,558)					
S&P 500 Index Option		N/A	Equity/Index	AEL	85LNZLR1WR9SYRVFCH09	12/06/2022	881	3,471,538	3941.26	189,548			86,876		279,980			(94,774)					
Franklin Global Trends Index		N/A	Equity/Index	AEL	85LNZLR1WR9SYRVFCH09	12/07/2022	1,821	441,789	242.57	10,338			4,738		4,051			(5,169)					
S&P 500 Dividend Aristocrats Daily Risk Control 5% Index		N/A	Equity/Index	AEL	85LNZLR1WR9SYRVFCH09	12/07/2022	623	1,122,637	1802.76	23,688			10,857		18,927			(11,844)					
S&P 500 Dividend Aristocrats Daily Risk Control 5% Index		N/A	Equity/Index	AEL	85LNZLR1WR9SYRVFCH09	12/07/2021	41	75,000	1837.58	2,918			669		593			(729)					
Invesco Dynamic Growth Index		N/A	Equity/Index	AEL	85LNZLR1WR9SYRVFCH09	12/07/2022	158	410,585	2604.685	9,033			4,140		4,911			(4,516)					
SPXDSUN Index Option		N/A	Equity/Index	AEL	85LNZLR1WR9SYRVFCH09	12/07/2022	126	393,021	3131.3	16,425			7,528		16,819			(8,212)					
S&P 500 Indx Opt		N/A	Equity/Index	AEL	85LNZLR1WR9SYRVFCH09	12/07/2022	1,301	5,119,783	3933.92	228,854			104,891		355,027			(114,427)					
S&P 500 Dividend Aristocrats Daily Risk Control 5% Index		N/A	Equity/Index	AEL	85LNZLR1WR9SYRVFCH09	12/09/2022	679	1,223,574	1801.6	26,552			12,169		21,144			(13,276)					
S&P 500 Dividend Aristocrats Daily Risk Control 5% Index		N/A	Equity/Index	AEL	85LNZLR1WR9SYRVFCH09	12/08/2022	203	365,772	1804.59	7,791			3,571		5,968			(3,895)					
S&P 500 Dividend Aristocrats Daily Risk Control 5% Index		N/A	Equity/Index	AEL	85LNZLR1WR9SYRVFCH09	12/08/2021	16	28,940	1838.442	1,126			258		225			(281)					
S&P 500 Dividend Aristocrats Daily Risk Control 5% Index		N/A	Equity/Index	AEL	85LNZLR1WR9SYRVFCH09	12/10/2021	7	12,500	1842.122	493			113		89			(123)					
Invesco Dynamic Growth Index		N/A	Equity/Index	AEL	85LNZLR1WR9SYRVFCH09	12/09/2022	135	351,116	2594.039	7,725			3,540		4,904			(3,862)					
SPXDSUN Index Option		N/A	Equity/Index	AEL	85LNZLR1WR9SYRVFCH09	12/08/2022	12	39,020	3134.84	1,643			753		1,615			(821)					
S&P 500 Index Option		N/A	Equity/Index	AEL	85LNZLR1WR9SYRVFCH09	12/09/2022	1,546	6,081,471	3934.38	201,737			92,463		301,770			(100,869)					

E06.21

STATEMENT AS OF JUNE 30, 2023 OF THE EAGLE LIFE INSURANCE COMPANY

SCHEDULE DB - PART A - SECTION 1

Showing all Options, Caps, Floors, Collars, Swaps and Forwards Open as of Current Statement Date

1	2	3	4	5	6	7	8	9	10	11	12	13	14	15	16	17	18	19	20	21	22	23	
Description	Description of Item(s) Hedged, Used for Income Generation or Replicated	Schedule/ Exhibit Identifier	Type(s) of Risk(s) (a)	Exchange, Counterparty or Central Clearinghouse	Trade Date	Date of Maturity or Expiration	Number of Contracts	Notional Amount	Strike Price, Rate or Index Received (Paid)	Cumulative Prior Year(s) Initial Cost of Un-discounted Premium (Received) Paid	Current Year Initial Cost of Un-discounted Premium (Received) Paid	Current Year Income	Book/ Adjusted Carrying Value	Code	Fair Value	Unrealized Valuation Increase/ (Decrease)	Total Foreign Exchange Change in B./A.C.V.	Current Year's (Amortization)/ Accretion	Adjustment to Carrying Value of Hedged Item	Potential Exposure	Credit Quality of Reference Entity	Hedge Effectiveness at Inception and at Quarter-end (b)	
S&P 500 Index Option PTP		N/A	Equity/Index	AEL 85LNZLR1WR9SYRVFCH09	12/08/2022	12/08/2023	478	1,894,491	3963.51	78,466			35,963		112,750			(39,233)					
S&P 500 Dividend Aristocrats Daily Risk Control 5% Index		N/A	Equity/Index	AEL 85LNZLR1WR9SYRVFCH09	12/09/2022	12/11/2023	202	364,451	1801.6	7,909			3,625		6,344			(3,954)					
SPXDSUN Index Option PTP		N/A	Equity/Index	AEL 85LNZLR1WR9SYRVFCH09	12/09/2022	12/11/2023	38	119,194	3129.99	5,162			2,366		5,378			(2,581)					
S&P Digital Franklin Global Trends Index		N/A	Equity/Index	AEL 85LNZLR1WR9SYRVFCH09	12/09/2022	12/11/2023	623	2,451,129	3934.38	114,503			52,481		168,335			(57,252)					
S&P 500 Dividend Aristocrats Daily Risk Control 5% Index		N/A	Equity/Index	AEL 85LNZLR1WR9SYRVFCH09	12/12/2022	12/12/2023	671	161,638	240.89	3,782			1,734		2,001			(1,891)					
S&P 500 Index Option PTP		N/A	Equity/Index	AEL 85LNZLR1WR9SYRVFCH09	12/12/2022	12/12/2023	277	500,850	1806.92	10,868			4,981		7,892			(5,434)					
S&P 500 Dividend Aristocrats Daily Risk Control 5% Index		N/A	Equity/Index	AEL 85LNZLR1WR9SYRVFCH09	12/12/2022	12/12/2023	424	1,690,651	3990.56	121,513			55,693		168,894			(60,756)					
Invesco Dynamic Growth Index		N/A	Equity/Index	AEL 85LNZLR1WR9SYRVFCH09	12/13/2022	12/13/2023	986	1,785,097	1809.79	38,380			17,591		26,657			(19,190)					
S&P 500 Index Option PTP		N/A	Equity/Index	AEL 85LNZLR1WR9SYRVFCH09	12/13/2022	12/13/2023	219	569,998	2605.932	12,540			5,747		6,821			(6,270)					
Franklin Global Trends Index		N/A	Equity/Index	AEL 85LNZLR1WR9SYRVFCH09	12/13/2022	12/13/2023	782	3,143,622	4019.65	187,608			85,987		269,010			(93,804)					
S&P 500 Dividend Aristocrats Daily Risk Control 5% Index		N/A	Equity/Index	AEL 85LNZLR1WR9SYRVFCH09	12/14/2022	12/14/2023	367	88,865	242.02	2,088			957		922			(1,044)					
S&P 500 Dividend Aristocrats Daily Risk Control 5% Index		N/A	Equity/Index	AEL 85LNZLR1WR9SYRVFCH09	12/14/2022	12/14/2023	597	1,077,946	1806.81	22,852			10,474		17,113			(11,426)					
Invesco Dynamic Growth Index		N/A	Equity/Index	AEL 85LNZLR1WR9SYRVFCH09	12/14/2021	12/14/2023	82	150,000	1839.858	5,858			1,342		1,162			(1,464)					
SPXDSUN Index Option PTP		N/A	Equity/Index	AEL 85LNZLR1WR9SYRVFCH09	12/14/2022	12/14/2023	110	285,120	2603.759	6,273			2,875		3,531			(3,136)					
S&P 500 Indx Opt		N/A	Equity/Index	AEL 85LNZLR1WR9SYRVFCH09	12/14/2022	12/14/2023	117	368,682	3140.74	14,827			6,796		14,418			(7,413)					
MOPTPT		N/A	Equity/Index	AEL 85LNZLR1WR9SYRVFCH09	12/14/2022	12/14/2023	1,067	4,263,729	3995.32	169,962			77,899		247,185			(84,981)					
S&P 500 Dividend Aristocrats Daily Risk Control 5% Index		N/A	Equity/Index	AEL 85LNZLR1WR9SYRVFCH09	12/16/2022	12/15/2023	747	1,338,957	1792.17	28,788			13,194		27,895			(14,394)					
S&P 500 Dividend Aristocrats Daily Risk Control 5% Index		N/A	Equity/Index	AEL 85LNZLR1WR9SYRVFCH09	12/15/2022	12/15/2023	520	934,906	1796.8	19,633			8,998		17,942			(9,817)					
S&P 500 Dividend Aristocrats Daily Risk Control 5% Index		N/A	Equity/Index	AEL 85LNZLR1WR9SYRVFCH09	12/15/2021	12/15/2023	43	79,088	1845.071	3,037			696		542			(759)					

E06.22

STATEMENT AS OF JUNE 30, 2023 OF THE EAGLE LIFE INSURANCE COMPANY

SCHEDULE DB - PART A - SECTION 1

Showing all Options, Caps, Floors, Collars, Swaps and Forwards Open as of Current Statement Date

1	2	3	4	5	6	7	8	9	10	11	12	13	14	15	16	17	18	19	20	21	22	23	
Description	Description of Item(s) Hedged, Used for Income Generation or Replicated	Schedule/ Exhibit Identifier	Type(s) of Risk(s) (a)	Exchange, Counterparty or Central Clearinghouse	Trade Date	Date of Maturity or Expiration	Number of Contracts	Notional Amount	Strike Price, Rate or Index Received (Paid)	Cumulative Prior Year(s) Initial Cost of Un-discounted Premium (Received) Paid	Current Year Initial Cost of Un-discounted Premium (Received) Paid	Current Year Income	Book/ Adjusted Carrying Value	Code	Fair Value	Unrealized Valuation Increase/ (Decrease)	Total Foreign Exchange Change in B./A.C.V.	Current Year's (Amortization)/ Accretion	Adjustment to Carrying Value of Hedged Item	Potential Exposure	Credit Quality of Reference Entity	Hedge Effectiveness at Inception and at Quarter-end (b)	
S&P 500 Dividend Aristocrats Daily Risk Control 5% Index		N/A	Equity/Index	AEL 85LNZLR1WR9SYRVFCH09	12/16/2021	12/15/2023	11	20,000	1847.697	828			190		128			(207)					
Invesco Dynamic Growth Index		N/A	Equity/Index	AEL 85LNZLR1WR9SYRVFCH09	12/16/2022	12/15/2023	242	628,020	2593.37	13,816			6,333		9,015			(6,908)					
SPXDSUN Index Option		N/A	Equity/Index	AEL 85LNZLR1WR9SYRVFCH09	12/16/2022	12/15/2023	53	165,276	3116.01	6,582			3,017		7,706			(3,291)					
S&P Digital		N/A	Equity/Index	AEL 85LNZLR1WR9SYRVFCH09	12/16/2022	12/15/2023	9	28,613	3123.69	1,205			552		1,307			(602)					
S&P 500 Index Option		N/A	Equity/Index	AEL 85LNZLR1WR9SYRVFCH09	12/16/2022	12/15/2023	1,252	4,824,265	3852.36	184,325			84,482		295,203			(92,163)					
S&P 500 Dividend Aristocrats Daily Risk Control 5% Index		N/A	Equity/Index	AEL 85LNZLR1WR9SYRVFCH09	12/16/2022	12/15/2023	1,126	4,388,244	3895.75	140,675			64,476		218,263			(70,337)					
S&P 500 Dividend Aristocrats Daily Risk Control 5% Index		N/A	Equity/Index	AEL 85LNZLR1WR9SYRVFCH09	12/16/2022	12/16/2023	8	28,939	3852.36	697			320		1,525			(349)					
SPXDSUN Index Option		N/A	Equity/Index	AEL 85LNZLR1WR9SYRVFCH09	12/16/2022	12/18/2023	485	869,991	1792.17	18,705			8,573		18,228			(9,352)					
S&P 500 Index Option		N/A	Equity/Index	AEL 85LNZLR1WR9SYRVFCH09	12/16/2022	12/18/2023	5	17,134	3116.01	764			350		904			(382)					
Franklin Global Trends Index		N/A	Equity/Index	AEL 85LNZLR1WR9SYRVFCH09	12/16/2022	12/18/2023	650	2,502,862	3852.36	116,369			53,336		185,494			(58,184)					
S&P 500 Dividend Aristocrats Daily Risk Control 5% Index		N/A	Equity/Index	AEL 85LNZLR1WR9SYRVFCH09	12/19/2022	12/19/2023	1,365	328,230	240.43	7,713			3,535		4,463			(3,857)					
SPXDSUN Index Option		N/A	Equity/Index	AEL 85LNZLR1WR9SYRVFCH09	12/19/2022	12/19/2023	388	694,839	1790.27	14,870			6,815		15,069			(7,435)					
S&P 500 Index Option		N/A	Equity/Index	AEL 85LNZLR1WR9SYRVFCH09	12/19/2022	12/19/2023	5	16,701	3113.87	755			346		895			(377)					
S&P 500 Dividend Aristocrats Daily Risk Control 5% Index		N/A	Equity/Index	AEL 85LNZLR1WR9SYRVFCH09	12/19/2022	12/19/2023	574	2,191,868	3817.66	147,750			67,719		249,962			(73,875)					
S&P 500 Dividend Aristocrats Daily Risk Control 5% Index		N/A	Equity/Index	AEL 85LNZLR1WR9SYRVFCH09	12/20/2022	12/20/2023	701	1,256,114	1790.64	26,881			12,320		27,119			(13,440)					
Invesco Dynamic Growth Index		N/A	Equity/Index	AEL 85LNZLR1WR9SYRVFCH09	12/20/2021	12/20/2023	104	190,008	1828.978	7,220			1,655		1,943			(1,805)					
S&P 500 Index Option		N/A	Equity/Index	AEL 85LNZLR1WR9SYRVFCH09	12/20/2022	12/20/2023	437	1,125,617	2578.415	24,764			11,350		19,865			(12,382)					
Franklin Global Trends Index		N/A	Equity/Index	AEL 85LNZLR1WR9SYRVFCH09	12/20/2022	12/20/2023	1,061	4,055,824	3821.62	182,781			83,775		305,383			(91,390)					
S&P 500 Dividend Aristocrats Daily Risk Control 5% Index		N/A	Equity/Index	AEL 85LNZLR1WR9SYRVFCH09	12/21/2022	12/21/2023	492	118,633	240.97	2,788			1,278		1,494			(1,394)					
S&P 500 Dividend Aristocrats Daily Risk Control 5% Index		N/A	Equity/Index	AEL 85LNZLR1WR9SYRVFCH09	12/21/2022	12/21/2023	597	1,072,886	1795.9	22,960			10,523		21,184			(11,480)					
S&P 500 Dividend Aristocrats Daily Risk Control 5% Index		N/A	Equity/Index	AEL 85LNZLR1WR9SYRVFCH09	12/21/2021	12/21/2023	84	153,440	1835.156	5,877			1,347		1,371			(1,469)					

E06.23

STATEMENT AS OF JUNE 30, 2023 OF THE EAGLE LIFE INSURANCE COMPANY

SCHEDULE DB - PART A - SECTION 1

Showing all Options, Caps, Floors, Collars, Swaps and Forwards Open as of Current Statement Date

1	2	3	4	5	6	7	8	9	10	11	12	13	14	15	16	17	18	19	20	21	22	23	
Description	Description of Item(s) Hedged, Used for Income Generation or Replicated	Schedule/ Exhibit Identifier	Type(s) of Risk(s) (a)	Exchange, Counterparty or Central Clearinghouse	Trade Date	Date of Maturity or Expiration	Number of Contracts	Notional Amount	Strike Price, Rate or Index Received (Paid)	Cumulative Prior Year(s) Initial Cost of Un-discounted Premium (Received) Paid	Current Year Initial Cost of Un-discounted Premium (Received) Paid	Current Year Income	Book/ Adjusted Carrying Value	Code	Fair Value	Unrealized Valuation Increase/ (Decrease)	Total Foreign Exchange Change in B./A.C.V.	Current Year's (Amortization)/ Accretion	Adjustment to Carrying Value of Hedged Item	Potential Exposure	Credit Quality of Reference Entity	Hedge Effectiveness at Inception and at Quarter-end (b)	
SPXDSUN Index Option PTPT		N/A	Equity/Index	AEL 85LNZLR1WR9SYRVFCH09	12/21/2022	12/21/2023	96	299,680	3124.43	12,448			5,705		13,983			(6,224)					
S&P 500 Indx Opt MOPTPT		N/A	Equity/Index	AEL 85LNZLR1WR9SYRVFCH09	12/21/2022	12/21/2023	1,480	5,741,930	3878.44	265,901			121,871		425,589			(132,951)					
S&P 500 Dividend Aristocrats Daily Risk Control 5% Index		N/A	Equity/Index	AEL 85LNZLR1WR9SYRVFCH09	12/22/2022	12/22/2023	241	432,187	1792.83	9,249			4,239		9,020			(4,624)					
S&P 500 Dividend Aristocrats Daily Risk Control 5% Index		N/A	Equity/Index	AEL 85LNZLR1WR9SYRVFCH09	12/23/2022	12/22/2023	707	1,269,344	1795.31	27,291			12,508		25,375			(13,645)					
S&P 500 Dividend Aristocrats Daily Risk Control 5% Index		N/A	Equity/Index	AEL 85LNZLR1WR9SYRVFCH09	12/22/2021	12/22/2023	16	29,857	1838.506	1,158			265		248			(290)					
S&P 500 Dividend Aristocrats Daily Risk Control 5% Index		N/A	Equity/Index	AEL 85LNZLR1WR9SYRVFCH09	12/23/2021	12/22/2023	62	114,589	1842.373	4,480			1,027		869			(1,120)					
Invesco Dynamic Growth Index		N/A	Equity/Index	AEL 85LNZLR1WR9SYRVFCH09	12/23/2022	12/22/2023	244	629,313	2577.669	13,845			6,346		11,253			(6,922)					
Invesco Dynamic Growth Index		N/A	Equity/Index	AEL 85LNZLR1WR9SYRVFCH09	12/22/2022	12/22/2023	223	575,249	2578.855	12,655			5,800		10,136			(6,328)					
SPXDSUN Index Option PTPT		N/A	Equity/Index	AEL 85LNZLR1WR9SYRVFCH09	12/22/2022	12/22/2023	36	111,181	3119.48	4,744			2,174		5,485			(2,372)					
SPXDSUN Index Option PTPT		N/A	Equity/Index	AEL 85LNZLR1WR9SYRVFCH09	12/23/2022	12/22/2023	16	49,780	3124.18	2,071			949		2,319			(1,035)					
S&P 500 Index Option PTPT		N/A	Equity/Index	AEL 85LNZLR1WR9SYRVFCH09	12/22/2022	12/22/2023	1,820	6,958,279	3822.39	246,015			112,757		405,749			(123,007)					
S&P Digital		N/A	Equity/Index	AEL 85LNZLR1WR9SYRVFCH09	12/23/2022	12/22/2023	1,439	5,534,363	3844.82	200,466			91,880		325,288			(100,233)					
S&P 500 Dividend Aristocrats Daily Risk Control 5% Index		N/A	Equity/Index	AEL 85LNZLR1WR9SYRVFCH09	12/23/2022	12/26/2023	192	345,024	1795.31	7,384			3,384		6,952			(3,692)					
S&P 500 Index Option PTPT		N/A	Equity/Index	AEL 85LNZLR1WR9SYRVFCH09	12/23/2022	12/26/2023	346	1,331,906	3844.82	90,518			41,487		150,491			(45,259)					
S&P 500 Dividend Aristocrats Daily Risk Control 5% Index		N/A	Equity/Index	AEL 85LNZLR1WR9SYRVFCH09	12/27/2022	12/27/2023	248	445,285	1796.35	9,485			4,347		8,828			(4,742)					
SPXDSUN Index Option PTPT		N/A	Equity/Index	AEL 85LNZLR1WR9SYRVFCH09	12/27/2022	12/27/2023	109	340,664	3127.52	13,627			6,246		15,080			(6,813)					
S&P 500 Index Option PTPT		N/A	Equity/Index	AEL 85LNZLR1WR9SYRVFCH09	12/27/2022	12/27/2023	589	2,256,042	3829.25	158,510			72,651		269,283			(79,255)					
Franklin Global Trends Index		N/A	Equity/Index	AEL 85LNZLR1WR9SYRVFCH09	12/28/2022	12/28/2023	379	90,540	238.84	2,119			971		1,585			(1,059)					
S&P 500 Dividend Aristocrats Daily Risk Control 5% Index		N/A	Equity/Index	AEL 85LNZLR1WR9SYRVFCH09	12/28/2022	12/28/2023	191	342,465	1790.28	7,500			3,437		7,544			(3,750)					
S&P 500 Dividend Aristocrats Daily Risk Control 5% Index		N/A	Equity/Index	AEL 85LNZLR1WR9SYRVFCH09	12/28/2021	12/28/2023	65	120,000	1852.66	4,536			1,040		731			(1,134)					

E06.24

STATEMENT AS OF JUNE 30, 2023 OF THE EAGLE LIFE INSURANCE COMPANY

SCHEDULE DB - PART A - SECTION 1

Showing all Options, Caps, Floors, Collars, Swaps and Forwards Open as of Current Statement Date

1	2	3	4	5	6	7	8	9	10	11	12	13	14	15	16	17	18	19	20	21	22	23	
Description	Description of Item(s) Hedged, Used for Income Generation or Replicated	Schedule/ Exhibit Identifier	Type(s) of Risk(s) (a)	Exchange, Counterparty or Central Clearinghouse	Trade Date	Date of Maturity or Expiration	Number of Contracts	Notional Amount	Strike Price, Rate or Index Received (Paid)	Cumulative Prior Year(s) Initial Cost of Un-discounted Premium (Received) Paid	Current Year Initial Cost of Un-discounted Premium (Received) Paid	Current Year Income	Book/ Adjusted Carrying Value	Code	Fair Value	Unrealized Valuation Increase/ (Decrease)	Total Foreign Exchange Change in B./A.C.V.	Current Year's (Amortization)/ Accretion	Adjustment to Carrying Value of Hedged Item	Potential Exposure	Credit Quality of Reference Entity	Hedge Effectiveness at Inception and at Quarter-end (b)	
Invesco Dynamic Growth Index		N/A	Equity/Index	AEL 85LNZLR1WR9SYRVFCH09	12/28/2022	12/28/2023	96	247,222	2562.808	5,439			2,493		5,332			(2,719)					
SPXDSUN Index Option		N/A	Equity/Index	AEL 85LNZLR1WR9SYRVFCH09	12/28/2022	12/28/2023	129	401,358	3117.34	16,577			7,598		19,603			(8,288)					
S&P 500 Indx Opt		N/A	Equity/Index	AEL 85LNZLR1WR9SYRVFCH09	12/28/2022	12/28/2023	1,098	4,154,576	3783.22	189,898			87,037		329,935			(94,949)					
MOPPTPT		N/A	Equity/Index	AEL 85LNZLR1WR9SYRVFCH09	12/28/2022	12/28/2023	1,098	4,154,576	3783.22	189,898			87,037		329,935			(94,949)					
S&P 500 Dividend Aristocrats Daily Risk Control 5% Index		N/A	Equity/Index	AEL 85LNZLR1WR9SYRVFCH09	12/30/2022	12/29/2023	1,208	2,165,864	1792.36	46,566			21,343		46,156			(23,283)					
S&P 500 Dividend Aristocrats Daily Risk Control 5% Index		N/A	Equity/Index	AEL 85LNZLR1WR9SYRVFCH09	12/29/2022	12/29/2023	436	782,731	1795.8	16,907			7,749		15,729			(8,453)					
S&P 500 Dividend Aristocrats Daily Risk Control 5% Index		N/A	Equity/Index	AEL 85LNZLR1WR9SYRVFCH09	12/29/2021	12/29/2023	15	27,500	1855.19	1,133			260		158			(283)					
S&P 500 Dividend Aristocrats Daily Risk Control 5% Index		N/A	Equity/Index	AEL 85LNZLR1WR9SYRVFCH09	12/31/2021	12/29/2023	78	144,873	1856.306	5,809			1,331		810			(1,452)					
Invesco Dynamic Growth Index		N/A	Equity/Index	AEL 85LNZLR1WR9SYRVFCH09	12/29/2022	12/29/2023	51	130,079	2572.202	2,862			1,312		2,517			(1,431)					
SPXDSUN Index Option		N/A	Equity/Index	AEL 85LNZLR1WR9SYRVFCH09	12/30/2022	12/29/2023	10	32,605	3121.73	1,363			625		1,577			(681)					
SPXDSUN Index Option		N/A	Equity/Index	AEL 85LNZLR1WR9SYRVFCH09	12/29/2022	12/29/2023	6	19,726	3127.34	854			391		964			(427)					
PTPT		N/A	Equity/Index	AEL 85LNZLR1WR9SYRVFCH09	12/30/2022	12/29/2023	1,470	5,645,624	3839.5	225,379			103,299		370,263			(112,690)					
S&P 500 Index Option		N/A	Equity/Index	AEL 85LNZLR1WR9SYRVFCH09	12/29/2022	12/29/2023	1,200	4,620,490	3849.28	202,684			92,897		334,000			(101,342)					
PTPT		N/A	Equity/Index	AEL 85LNZLR1WR9SYRVFCH09	12/29/2021	12/29/2023	43	207,158	4793.06	8,458			1,938		1,884			(2,115)					
S&P 500 Dividend Aristocrats Daily Risk Control 5% Index		N/A	Equity/Index	AEL 85LNZLR1WR9SYRVFCH09	12/30/2022	01/02/2024	84	149,760	1792.36	3,205			1,469		3,214			(1,602)					
SPXDSUN Index Option		N/A	Equity/Index	AEL 85LNZLR1WR9SYRVFCH09	12/30/2022	01/02/2024	7	21,603	3121.73	987			452		1,152			(494)					
S&P 500 Index Option		N/A	Equity/Index	AEL 85LNZLR1WR9SYRVFCH09	12/30/2022	01/02/2024	441	1,694,929	3839.5	101,394			46,472		169,624			(50,697)					
PTPT		N/A	Equity/Index	AEL 85LNZLR1WR9SYRVFCH09	01/03/2023	01/03/2024	209	375,223	1792.66		8,067		4,370		8,027			(3,698)					
Invesco Dynamic Growth Index		N/A	Equity/Index	AEL 85LNZLR1WR9SYRVFCH09	01/03/2023	01/03/2024	82	210,478	2571.41		4,631		2,508		4,146			(2,122)					
SPXDSUN Index Option		N/A	Equity/Index	AEL 85LNZLR1WR9SYRVFCH09	01/03/2023	01/03/2024	11	35,126	3123.78		1,588		860		1,856			(728)					
PTPT		N/A	Equity/Index	AEL 85LNZLR1WR9SYRVFCH09	01/03/2023	01/03/2024	552	2,112,531	3824.14		155,010		83,964		270,024			(71,046)					
S&P 500 Index Option		N/A	Equity/Index	AEL 85LNZLR1WR9SYRVFCH09	01/03/2023	01/03/2024	552	2,112,531	3824.14		155,010		83,964		270,024			(71,046)					
Franklin Global Trends Index		N/A	Equity/Index	AEL 85LNZLR1WR9SYRVFCH09	01/04/2023	01/04/2024	230	55,420	241.05		1,297		702		720			(594)					

E06.25

STATEMENT AS OF JUNE 30, 2023 OF THE EAGLE LIFE INSURANCE COMPANY

SCHEDULE DB - PART A - SECTION 1

Showing all Options, Caps, Floors, Collars, Swaps and Forwards Open as of Current Statement Date

1	2	3	4	5	6	7	8	9	10	11	12	13	14	15	16	17	18	19	20	21	22	23	
Description	Description of Item(s) Hedged, Used for Income Generation or Replicated	Schedule/ Exhibit Identifier	Type(s) of Risk(s) (a)	Exchange, Counterparty or Central Clearinghouse	Trade Date	Date of Maturity or Expiration	Number of Contracts	Notional Amount	Strike Price, Rate or Index Received (Paid)	Cumulative Prior Year(s) Initial Cost of Un-discounted Premium (Received) Paid	Current Year Initial Cost of Un-discounted Premium (Received) Paid	Current Year Income	Book/ Adjusted Carrying Value	Code	Fair Value	Unrealized Valuation Increase/ (Decrease)	Total Foreign Exchange Change in B./A.C.V.	Current Year's (Amortization)/ Accretion	Adjustment to Carrying Value of Hedged Item	Potential Exposure	Credit Quality of Reference Entity	Hedge Effectiveness at Inception and at Quarter-end (b)	
S&P 500 Dividend Aristocrats Daily Risk Control 5% Index		N/A	Equity/Index	AEL 85LNZLR1WR9SYRVFCH09	01/04/2023	01/04/2024	78	139,795	1797.66		3,057		1,656		2,752			(1,401)					
Invesco Dynamic Growth Index		N/A	Equity/Index	AEL 85LNZLR1WR9SYRVFCH09	01/04/2023	01/04/2024	31	81,064	2583.862		1,783		966		1,376			(817)					
SPXDSUN Index Option		N/A	Equity/Index	AEL 85LNZLR1WR9SYRVFCH09	01/04/2023	01/04/2024	108	339,630	3132.88		13,693		7,417		15,012			(6,276)					
S&P 500 Index Option		N/A	Equity/Index	AEL 85LNZLR1WR9SYRVFCH09	01/04/2023	01/04/2024	1,201	4,625,981	3852.97		219,501		118,896		363,161			(100,604)					
S&P 500 Dividend Aristocrats Daily Risk Control 5% Index		N/A	Equity/Index	AEL 85LNZLR1WR9SYRVFCH09	01/05/2023	01/05/2024	403	722,278	1791.07		15,385		8,333		15,920			(7,051)					
S&P 500 Dividend Aristocrats Daily Risk Control 5% Index		N/A	Equity/Index	AEL 85LNZLR1WR9SYRVFCH09	01/06/2023	01/05/2024	918	1,654,954	1802.15		35,251		19,094		30,184			(16,156)					
S&P 500 Dividend Aristocrats Daily Risk Control 5% Index		N/A	Equity/Index	AEL 85LNZLR1WR9SYRVFCH09	01/05/2022	01/05/2024	86	159,666	1857.24		6,115		1,656		908			(1,529)					
Invesco Dynamic Growth Index		N/A	Equity/Index	AEL 85LNZLR1WR9SYRVFCH09	01/05/2023	01/05/2024	295	760,320	2579.656		16,727		9,060		13,617			(7,667)					
SPXDSUN Index Option		N/A	Equity/Index	AEL 85LNZLR1WR9SYRVFCH09	01/05/2023	01/05/2024	14	44,514	3121.78		1,901		1,030		2,199			(871)					
SPXDSUN Index Option		N/A	Equity/Index	AEL 85LNZLR1WR9SYRVFCH09	01/06/2023	01/05/2024	34	107,214	3141.49		4,497		2,436		4,733			(2,061)					
S&P Digital		N/A	Equity/Index	AEL 85LNZLR1WR9SYRVFCH09	01/05/2023	01/05/2024	973	3,704,713	3808.1		126,999		68,791		212,121			(58,208)					
S&P 500 Index Option		N/A	Equity/Index	AEL 85LNZLR1WR9SYRVFCH09	01/06/2023	01/05/2024	1,226	4,776,794	3895.08		173,748		94,113		276,354			(79,634)					
S&P 500 Dividend Aristocrats Daily Risk Control 5% Index		N/A	Equity/Index	AEL 85LNZLR1WR9SYRVFCH09	01/06/2023	01/08/2024	275	496,000	1802.15		10,565		5,723		9,104			(4,842)					
SPXDSUN Index Option		N/A	Equity/Index	AEL 85LNZLR1WR9SYRVFCH09	01/06/2023	01/08/2024	71	223,140	3141.49		9,751		5,282		10,321			(4,469)					
S&P 500 Index Option		N/A	Equity/Index	AEL 85LNZLR1WR9SYRVFCH09	01/06/2023	01/08/2024	948	3,693,397	3895.08		147,953		80,141		235,863			(67,812)					
S&P 500 Dividend Aristocrats Daily Risk Control 5% Index		N/A	Equity/Index	AEL 85LNZLR1WR9SYRVFCH09	01/09/2023	01/09/2024	246	442,958	1799.78		9,524		5,159		8,491			(4,365)					
Invesco Dynamic Growth Index		N/A	Equity/Index	AEL 85LNZLR1WR9SYRVFCH09	01/09/2023	01/09/2024	70	183,348	2603.377		4,034		2,185		2,450			(1,849)					
S&P 500 Index Option		N/A	Equity/Index	AEL 85LNZLR1WR9SYRVFCH09	01/09/2023	01/09/2024	498	1,938,042	3892.09		129,005		69,877		212,541			(59,127)					
S&P 500 Dividend Aristocrats Daily Risk Control 5% Index		N/A	Equity/Index	AEL 85LNZLR1WR9SYRVFCH09	01/10/2023	01/10/2024	353	635,465	1802.1		13,726		7,435		11,723			(6,291)					
S&P 500 Dividend Aristocrats Daily Risk Control 5% Index		N/A	Equity/Index	AEL 85LNZLR1WR9SYRVFCH09	01/10/2022	01/10/2024	16	28,750	1850.286		1,075		291		198			(269)					

E06.26

STATEMENT AS OF JUNE 30, 2023 OF THE EAGLE LIFE INSURANCE COMPANY

SCHEDULE DB - PART A - SECTION 1

Showing all Options, Caps, Floors, Collars, Swaps and Forwards Open as of Current Statement Date

1	2	3	4	5	6	7	8	9	10	11	12	13	14	15	16	17	18	19	20	21	22	23	
Description	Description of Item(s) Hedged, Used for Income Generation or Replicated	Schedule/ Exhibit Identifier	Type(s) of Risk(s) (a)	Exchange, Counterparty or Central Clearinghouse	Trade Date	Date of Maturity or Expiration	Number of Contracts	Notional Amount	Strike Price, Rate or Index Received (Paid)	Cumulative Prior Year(s) Initial Cost of Un-discounted Premium (Received) Paid	Current Year Initial Cost of Un-discounted Premium (Received) Paid	Current Year Income	Book/ Adjusted Carrying Value	Code	Fair Value	Unrealized Valuation Increase/ (Decrease)	Total Foreign Exchange Change in B./A.C.V.	Current Year's (Amortization)/ Accretion	Adjustment to Carrying Value of Hedged Item	Potential Exposure	Credit Quality of Reference Entity	Hedge Effectiveness at Inception and at Quarter-end (b)	
Invesco Dynamic Growth Index		N/A	Equity/Index	AEL 85LNZLR1WR9SYRVFCH09	.01/10/2023	.01/10/2024	95	246,525	2600.59		5,424		2,938		3,426			(2,486)					
S&P 500 Index Option		N/A	Equity/Index	AEL 85LNZLR1WR9SYRVFCH09	.01/10/2023	.01/10/2024	790	3,097,822	3919.25		140,793		76,263		221,699			(64,530)					
Franklin Global Trends Index		N/A	Equity/Index	AEL 85LNZLR1WR9SYRVFCH09	.01/11/2023	.01/11/2024	1,014	246,411	242.96		5,766		3,123		2,437			(2,643)					
S&P 500 Dividend Aristocrats Daily Risk Control 5% Index		N/A	Equity/Index	AEL 85LNZLR1WR9SYRVFCH09	.01/11/2023	.01/11/2024	508	918,638	1807.44		19,659		10,649		15,445			(9,010)					
S&P 500 Dividend Aristocrats Daily Risk Control 5% Index		N/A	Equity/Index	AEL 85LNZLR1WR9SYRVFCH09	.01/11/2022	.01/11/2024	577	1,070,002	1854.357		40,566		10,987		6,742			(10,141)					
SPXDSUN Index Option		N/A	Equity/Index	AEL 85LNZLR1WR9SYRVFCH09	.01/11/2023	.01/11/2024	139	437,213	3152.65		17,046		9,233		16,812			(7,813)					
S&P Digital		N/A	Equity/Index	AEL 85LNZLR1WR9SYRVFCH09	.01/11/2023	.01/11/2024	1,424	5,653,391	3969.61		221,709		120,093		331,766			(101,617)					
S&P 500 Dividend Aristocrats Daily Risk Control 5% Index		N/A	Equity/Index	AEL 85LNZLR1WR9SYRVFCH09	.01/12/2023	.01/12/2024	340	614,895	1806.71		13,282		7,194		10,499			(6,087)					
S&P 500 Dividend Aristocrats Daily Risk Control 5% Index		N/A	Equity/Index	AEL 85LNZLR1WR9SYRVFCH09	.01/13/2023	.01/12/2024	576	1,042,652	1808.7		22,313		12,086		17,175			(10,227)					
S&P 500 Dividend Aristocrats Daily Risk Control 5% Index		N/A	Equity/Index	AEL 85LNZLR1WR9SYRVFCH09	.01/14/2022	.01/12/2024	40	73,872	1850.38		2,778		752		514			(694)					
S&P 500 Dividend Aristocrats Daily Risk Control 5% Index		N/A	Equity/Index	AEL 85LNZLR1WR9SYRVFCH09	.01/13/2022	.01/12/2024	128	237,491	1853.577		9,262		2,508		1,532			(2,316)					
S&P 500 Dividend Aristocrats Daily Risk Control 5% Index		N/A	Equity/Index	AEL 85LNZLR1WR9SYRVFCH09	.01/12/2022	.01/12/2024	183	339,882	1854.6		12,983		3,516		2,140			(3,246)					
Invesco Dynamic Growth Index		N/A	Equity/Index	AEL 85LNZLR1WR9SYRVFCH09	.01/13/2023	.01/12/2024	143	373,989	2614.491		8,228		4,457		4,335			(3,771)					
Invesco Dynamic Growth Index		N/A	Equity/Index	AEL 85LNZLR1WR9SYRVFCH09	.01/12/2023	.01/12/2024	97	252,900	2617.67		5,564		3,014		2,805			(2,550)					
SPXDSUN Index Option		N/A	Equity/Index	AEL 85LNZLR1WR9SYRVFCH09	.01/13/2023	.01/12/2024	52	163,342	3155.62		6,966		3,773		6,793			(3,193)					
S&P 500 Index Option		N/A	Equity/Index	AEL 85LNZLR1WR9SYRVFCH09	.01/12/2023	.01/12/2024	741	2,952,129	3983.17		96,638		52,346		142,687			(44,292)					
S&P Digital		N/A	Equity/Index	AEL 85LNZLR1WR9SYRVFCH09	.01/13/2023	.01/12/2024	3,313	13,248,560	3999.09		550,172		298,010		815,940			(252,162)					
S&P 500 Dividend Aristocrats Daily Risk Control 5% Index		N/A	Equity/Index	AEL 85LNZLR1WR9SYRVFCH09	.01/13/2023	.01/16/2024	216	391,260	1808.7		8,334		4,514		6,505			(3,820)					
SPXDSUN Index Option		N/A	Equity/Index	AEL 85LNZLR1WR9SYRVFCH09	.01/13/2023	.01/16/2024	64	202,484	3155.62		8,600		4,658		8,426			(3,942)					
S&P 500 Index Option		N/A	Equity/Index	AEL 85LNZLR1WR9SYRVFCH09	.01/13/2023	.01/16/2024	477	1,907,743	3999.09		132,100		71,554		197,672			(60,546)					

E06.27

STATEMENT AS OF JUNE 30, 2023 OF THE EAGLE LIFE INSURANCE COMPANY

SCHEDULE DB - PART A - SECTION 1

Showing all Options, Caps, Floors, Collars, Swaps and Forwards Open as of Current Statement Date

1	2	3	4	5	6	7	8	9	10	11	12	13	14	15	16	17	18	19	20	21	22	23	
Description	Description of Item(s) Hedged, Used for Income Generation or Replicated	Schedule/ Exhibit Identifier	Type(s) of Risk(s) (a)	Exchange, Counterparty or Central Clearinghouse	Trade Date	Date of Maturity or Expiration	Number of Contracts	Notional Amount	Strike Price, Rate or Index Received (Paid)	Cumulative Prior Year(s) Initial Cost of Un-discounted Premium (Received) Paid	Current Year Initial Cost of Un-discounted Premium (Received) Paid	Current Year Income	Book/ Adjusted Carrying Value	Code	Fair Value	Unrealized Valuation Increase/ (Decrease)	Total Foreign Exchange Change in B./A.C.V.	Current Year's (Amortization)/ Accretion	Adjustment to Carrying Value of Hedged Item	Potential Exposure	Credit Quality of Reference Entity	Hedge Effectiveness at Inception and at Quarter-end (b)	
S&P 500 Dividend Aristocrats Daily Risk Control 5% Index		N/A	Equity/Index	AEL 85LNZLR1WR9SYRVFCH09	01/17/2023	01/17/2024	755	1,363,755	1806.5		29,184		15,808		23,636			(13,376)					
SPXDSUN Index Option		N/A	Equity/Index	AEL 85LNZLR1WR9SYRVFCH09	01/17/2023	01/17/2024	8	26,014	3153.34		1,121		607		1,151			(514)					
S&P 500 Index Option		N/A	Equity/Index	AEL 85LNZLR1WR9SYRVFCH09	01/17/2023	01/17/2024	762	3,040,455	3990.97		181,408		98,263		274,866			(83,145)					
S&P 500 Dividend Aristocrats Daily Risk Control 5% Index		N/A	Equity/Index	AEL 85LNZLR1WR9SYRVFCH09	01/18/2023	01/18/2024	294	527,870	1798.19		11,508		6,233		10,579			(5,274)					
S&P 500 Dividend Aristocrats Daily Risk Control 5% Index		N/A	Equity/Index	AEL 85LNZLR1WR9SYRVFCH09	01/18/2022	01/18/2024	39	72,085	1843.01	2,718			736		608			(679)					
Invesco Dynamic Growth Index		N/A	Equity/Index	AEL 85LNZLR1WR9SYRVFCH09	01/18/2023	01/18/2024	287	752,392	2619.135		16,553		8,966		8,324			(7,587)					
SPXDSUN Index Option		N/A	Equity/Index	AEL 85LNZLR1WR9SYRVFCH09	01/18/2023	01/18/2024	33	102,797	3139.23		4,192		2,270		4,715			(1,921)					
S&P 500 Indx Opt		N/A	Equity/Index	AEL 85LNZLR1WR9SYRVFCH09	01/18/2023	01/18/2024	773	3,036,070	3928.86		156,885		84,979		247,396			(71,906)					
S&P 500 Dividend Aristocrats Daily Risk Control 5% Index		N/A	Equity/Index	AEL 85LNZLR1WR9SYRVFCH09	01/19/2023	01/19/2024	393	703,743	1791.06		14,779		8,005		15,877			(6,774)					
S&P 500 Dividend Aristocrats Daily Risk Control 5% Index		N/A	Equity/Index	AEL 85LNZLR1WR9SYRVFCH09	01/20/2023	01/19/2024	863	1,551,174	1798.29		32,730		17,729		31,092			(15,001)					
S&P 500 Dividend Aristocrats Daily Risk Control 5% Index		N/A	Equity/Index	AEL 85LNZLR1WR9SYRVFCH09	01/21/2022	01/19/2024	17	30,676	1821.746	1,163			315		403			(291)					
S&P 500 Dividend Aristocrats Daily Risk Control 5% Index		N/A	Equity/Index	AEL 85LNZLR1WR9SYRVFCH09	01/20/2022	01/19/2024	29	53,525	1828.522	2,055			557		615			(514)					
S&P 500 Dividend Aristocrats Daily Risk Control 5% Index		N/A	Equity/Index	AEL 85LNZLR1WR9SYRVFCH09	01/19/2022	01/19/2024	89	163,930	1838.307	6,147			1,665		1,538			(1,537)					
Invesco Dynamic Growth Index		N/A	Equity/Index	AEL 85LNZLR1WR9SYRVFCH09	01/19/2023	01/19/2024	49	128,700	2612.386		2,831		1,534		1,565			(1,298)					
SPXDSUN Index Option		N/A	Equity/Index	AEL 85LNZLR1WR9SYRVFCH09	01/19/2023	01/19/2024	3	10,364	3127.16		433		235		517			(199)					
SPXDSUN Index Option		N/A	Equity/Index	AEL 85LNZLR1WR9SYRVFCH09	01/20/2023	01/19/2024	2	6,233	3140.17		216		117		238			(99)					
S&P 500 Index Option		N/A	Equity/Index	AEL 85LNZLR1WR9SYRVFCH09	01/19/2023	01/19/2024	1,432	5,582,046	3898.85		210,994		114,289		324,643			(96,706)					
S&P Digital		N/A	Equity/Index	AEL 85LNZLR1WR9SYRVFCH09	01/20/2023	01/19/2024	1,964	7,801,276	3972.61		281,312		152,377		412,889			(128,935)					
S&P 500 Index Option		N/A	Equity/Index	AEL 85LNZLR1WR9SYRVFCH09	01/19/2022	01/19/2024	57	259,493	4532.76	9,990			2,706		7,830			(2,498)					

E06.28

STATEMENT AS OF JUNE 30, 2023 OF THE EAGLE LIFE INSURANCE COMPANY

SCHEDULE DB - PART A - SECTION 1

Showing all Options, Caps, Floors, Collars, Swaps and Forwards Open as of Current Statement Date

1	2	3	4	5	6	7	8	9	10	11	12	13	14	15	16	17	18	19	20	21	22	23	
Description	Description of Item(s) Hedged, Used for Income Generation or Replicated	Schedule/ Exhibit Identifier	Type(s) of Risk(s) (a)	Exchange, Counterparty or Central Clearinghouse	Trade Date	Date of Maturity or Expiration	Number of Contracts	Notional Amount	Strike Price, Rate or Index Received (Paid)	Cumulative Prior Year(s) Initial Cost of Un-discounted Premium (Received) Paid	Current Year Initial Cost of Un-discounted Premium (Received) Paid	Current Year Income	Book/ Adjusted Carrying Value	Code	Fair Value	Unrealized Valuation Increase/ (Decrease)	Total Foreign Exchange Change in B./A.C.V.	Current Year's (Amortization)/ Accretion	Adjustment to Carrying Value of Hedged Item	Potential Exposure	Credit Quality of Reference Entity	Hedge Effectiveness at Inception and at Quarter-end (b)	
S&P 500 Indx Opt MOPTPT		N/A	Equity/Index	AEL 85LNZLR1WR9SYRVFCH09	.01/20/2023	.01/20/2024	6	25,254	3972.61		.702		.380		1,451				(322)				
S&P 500 Dividend Aristocrats Daily Risk Control 5% Index		N/A	Equity/Index	AEL 85LNZLR1WR9SYRVFCH09	.01/20/2023	.01/22/2024	237	426,018	1798.29		8,989		4,869		8,587				(4,120)				
SPXDSUN Index Option PTPT		N/A	Equity/Index	AEL 85LNZLR1WR9SYRVFCH09	.01/20/2023	.01/22/2024	71	221,472	3140.17		9,503		5,148		10,730				(4,356)				
S&P 500 Index Option PTPT		N/A	Equity/Index	AEL 85LNZLR1WR9SYRVFCH09	.01/20/2023	.01/22/2024	765	3,040,849	3972.61		143,626		77,797		216,231				(65,828)				
S&P 500 Dividend Aristocrats Daily Risk Control 5% Index		N/A	Equity/Index	AEL 85LNZLR1WR9SYRVFCH09	.01/23/2023	.01/23/2024	245	441,501	1801.87		9,316		5,046		8,385				(4,270)				
Invesco Dynamic Growth Index		N/A	Equity/Index	AEL 85LNZLR1WR9SYRVFCH09	.01/23/2023	.01/23/2024	94	247,115	2615.129		5,437		2,945		2,928				(2,492)				
S&P 500 Index Option PTPT		N/A	Equity/Index	AEL 85LNZLR1WR9SYRVFCH09	.01/23/2023	.01/23/2024	567	2,280,005	4019.81		154,414		83,641		227,068				(70,773)				
S&P 500 Dividend Aristocrats Daily Risk Control 5% Index		N/A	Equity/Index	AEL 85LNZLR1WR9SYRVFCH09	.01/24/2023	.01/24/2024	586	1,056,399	1801.8		22,290		12,074		20,151				(10,216)				
S&P 500 Dividend Aristocrats Daily Risk Control 5% Index		N/A	Equity/Index	AEL 85LNZLR1WR9SYRVFCH09	.01/24/2022	.01/24/2024	30	53,981	1823.596		2,100		569		694				(525)				
Invesco Dynamic Growth Index		N/A	Equity/Index	AEL 85LNZLR1WR9SYRVFCH09	.01/24/2023	.01/24/2024	33	85,280	2617.005		1,876		1,016		988				(860)				
SPXDSUN Index Option PTPT		N/A	Equity/Index	AEL 85LNZLR1WR9SYRVFCH09	.01/24/2023	.01/24/2024	14	42,669	3147.84		1,941		1,052		2,086				(890)				
S&P 500 Index Option PTPT		N/A	Equity/Index	AEL 85LNZLR1WR9SYRVFCH09	.01/24/2023	.01/24/2024	693	2,782,514	4016.95		175,525		95,076		261,649				(80,449)				
Franklin Global Trends Index		N/A	Equity/Index	AEL 85LNZLR1WR9SYRVFCH09	.01/25/2023	.01/25/2024	1,015	247,935	244.3		5,826		3,156		2,085				(2,670)				
S&P 500 Dividend Aristocrats Daily Risk Control 5% Index		N/A	Equity/Index	AEL 85LNZLR1WR9SYRVFCH09	.01/25/2023	.01/25/2024	278	499,985	1800.12		10,500		5,687		9,829				(4,812)				
S&P 500 Dividend Aristocrats Daily Risk Control 5% Index		N/A	Equity/Index	AEL 85LNZLR1WR9SYRVFCH09	.01/25/2022	.01/25/2024	146	265,576	1817.361		10,039		2,719		3,853				(2,510)				
Invesco Dynamic Growth Index		N/A	Equity/Index	AEL 85LNZLR1WR9SYRVFCH09	.01/25/2023	.01/25/2024	164	430,676	2618.244		9,475		5,132		4,920				(4,343)				
SPXDSUN Index Option PTPT		N/A	Equity/Index	AEL 85LNZLR1WR9SYRVFCH09	.01/25/2023	.01/25/2024	222	699,324	3145.3		29,344		15,895		32,502				(13,449)				
S&P 500 Index Option PTPT		N/A	Equity/Index	AEL 85LNZLR1WR9SYRVFCH09	.01/25/2023	.01/25/2024	1,692	6,795,213	4016.22		339,756		184,034		497,917				(155,721)				
S&P 500 Dividend Aristocrats Daily Risk Control 5% Index		N/A	Equity/Index	AEL 85LNZLR1WR9SYRVFCH09	.01/27/2023	.01/26/2024	1,499	2,698,932	1800.06		56,947		30,847		53,212				(26,101)				

STATEMENT AS OF JUNE 30, 2023 OF THE EAGLE LIFE INSURANCE COMPANY

SCHEDULE DB - PART A - SECTION 1

Showing all Options, Caps, Floors, Collars, Swaps and Forwards Open as of Current Statement Date

1	2	3	4	5	6	7	8	9	10	11	12	13	14	15	16	17	18	19	20	21	22	23	
Description	Description of Item(s) Hedged, Used for Income Generation or Replicated	Schedule/ Exhibit Identifier	Type(s) of Risk(s) (a)	Exchange, Counterparty or Central Clearinghouse	Trade Date	Date of Maturity or Expiration	Number of Contracts	Notional Amount	Strike Price, Rate or Index Received (Paid)	Cumulative Prior Year(s) Initial Cost of Un-discounted Premium (Received) Paid	Current Year Initial Cost of Un-discounted Premium (Received) Paid	Current Year Income	Book/ Adjusted Carrying Value	Code	Fair Value	Unrealized Valuation Increase/ (Decrease)	Total Foreign Exchange Change in B./A.C.V.	Current Year's (Amortization)/ Accretion	Adjustment to Carrying Value of Hedged Item	Potential Exposure	Credit Quality of Reference Entity	Hedge Effectiveness at Inception and at Quarter-end (b)	
S&P 500 Dividend Aristocrats Daily Risk Control 5% Index		N/A	Equity/Index	AEL 85LNZLR1WR9SYRVFCH09	01/26/2023	01/26/2024	529	952,674	1800.64		20,006		10,837		18,602			(9,169)					
S&P 500 Dividend Aristocrats Daily Risk Control 5% Index		N/A	Equity/Index	AEL 85LNZLR1WR9SYRVFCH09	01/26/2022	01/26/2024	587	1,062,996	1810.296	40,819			11,055		17,575			(10,205)					
S&P 500 Dividend Aristocrats Daily Risk Control 5% Index		N/A	Equity/Index	AEL 85LNZLR1WR9SYRVFCH09	01/27/2022	01/26/2024	133	240,075	1811.39	9,147			2,477		3,893			(2,287)					
S&P 500 Dividend Aristocrats Daily Risk Control 5% Index		N/A	Equity/Index	AEL 85LNZLR1WR9SYRVFCH09	01/28/2022	01/26/2024	8	13,944	1819.345	535			145		195			(134)					
SPXDSUN Index Option PTPT		N/A	Equity/Index	AEL 85LNZLR1WR9SYRVFCH09	01/27/2023	01/26/2024	70	220,550	3145.97		9,285		5,029		10,047			(4,256)					
SPXDSUN Index Option PTPT		N/A	Equity/Index	AEL 85LNZLR1WR9SYRVFCH09	01/26/2023	01/26/2024	3	8,547	3146.59		358		194		388			(164)					
S&P 500 Index Option PTPT		N/A	Equity/Index	AEL 85LNZLR1WR9SYRVFCH09	01/26/2023	01/26/2024	902	3,664,506	4060.43		122,968		66,607		169,660			(56,360)					
S&P 500 Index Option PTPT		N/A	Equity/Index	AEL 85LNZLR1WR9SYRVFCH09	01/27/2023	01/26/2024	1,914	7,789,214	4070.56		288,733		156,397		397,558			(132,336)					
S&P 500 Index Option PTPT		N/A	Equity/Index	AEL 85LNZLR1WR9SYRVFCH09	01/26/2022	01/26/2024	106	461,490	4349.93		17,223		4,665		20,409			(4,306)					
S&P 500 Dividend Aristocrats Daily Risk Control 5% Index		N/A	Equity/Index	AEL 85LNZLR1WR9SYRVFCH09	01/27/2023	01/29/2024	297	534,832	1800.06		11,231		6,084		10,604			(5,148)					
SPXDSUN Index Option PTPT		N/A	Equity/Index	AEL 85LNZLR1WR9SYRVFCH09	01/27/2023	01/29/2024	75	237,091	3145.97		10,456		5,663		11,392			(4,792)					
S&P 500 Index Option PTPT		N/A	Equity/Index	AEL 85LNZLR1WR9SYRVFCH09	01/27/2023	01/29/2024	940	3,827,054	4070.56		168,255		91,138		234,919			(77,117)					
S&P 500 Dividend Aristocrats Daily Risk Control 5% Index		N/A	Equity/Index	AEL 85LNZLR1WR9SYRVFCH09	01/30/2023	01/30/2024	90	161,892	1797.5		3,464		1,877		3,353			(1,588)					
Invesco Dynamic Growth Index		N/A	Equity/Index	AEL 85LNZLR1WR9SYRVFCH09	01/30/2023	01/30/2024	70	182,288	2610.579		4,010		2,172		2,335			(1,838)					
SPXDSUN Index Option PTPT		N/A	Equity/Index	AEL 85LNZLR1WR9SYRVFCH09	01/30/2023	01/30/2024	12	38,351	3142.67		1,722		933		1,965			(789)					
S&P 500 Index Option PTPT		N/A	Equity/Index	AEL 85LNZLR1WR9SYRVFCH09	01/30/2023	01/30/2024	594	2,385,052	4017.77		146,036		79,103		218,870			(66,933)					
S&P 500 Dividend Aristocrats Daily Risk Control 5% Index		N/A	Equity/Index	AEL 85LNZLR1WR9SYRVFCH09	01/31/2023	01/31/2024	615	1,110,817	1805.89		23,327		12,636		20,044			(10,692)					
S&P 500 Dividend Aristocrats Daily Risk Control 5% Index		N/A	Equity/Index	AEL 85LNZLR1WR9SYRVFCH09	01/31/2022	01/31/2024	24	44,689	1825.99	1,747			473		560			(437)					
Invesco Dynamic Growth Index		N/A	Equity/Index	AEL 85LNZLR1WR9SYRVFCH09	01/31/2023	01/31/2024	97	255,244	2622.529		5,615		3,042		2,799			(2,574)					
S&P 500 Index Option PTPT		N/A	Equity/Index	AEL 85LNZLR1WR9SYRVFCH09	01/31/2023	01/31/2024	1,023	4,171,816	4076.6		247,869		134,262		345,655			(113,607)					

E06.30

STATEMENT AS OF JUNE 30, 2023 OF THE EAGLE LIFE INSURANCE COMPANY

SCHEDULE DB - PART A - SECTION 1

Showing all Options, Caps, Floors, Collars, Swaps and Forwards Open as of Current Statement Date

1	2	3	4	5	6	7	8	9	10	11	12	13	14	15	16	17	18	19	20	21	22	23	
Description	Description of Item(s) Hedged, Used for Income Generation or Replicated	Schedule/ Exhibit Identifier	Type(s) of Risk(s) (a)	Exchange, Counterparty or Central Clearinghouse	Trade Date	Date of Maturity or Expiration	Number of Contracts	Notional Amount	Strike Price, Rate or Index Received (Paid)	Cumulative Prior Year(s) Initial Cost of Un-discounted Premium (Received) Paid	Current Year Initial Cost of Un-discounted Premium (Received) Paid	Current Year Income	Book/ Adjusted Carrying Value	Code	Fair Value	Unrealized Valuation Increase/ (Decrease)	Total Foreign Exchange Change in B./A.C.V.	Current Year's (Amortization)/ Accretion	Adjustment to Carrying Value of Hedged Item	Potential Exposure	Credit Quality of Reference Entity	Hedge Effectiveness at Inception and at Quarter-end (b)	
Franklin Global Trends Index		N/A	Equity/Index	AEL 85LNZLR1WR9SYRVFCH09	02/01/2023	02/01/2024	97	23,760	245.2		556		347		177			(208)					
S&P 500 Dividend Aristocrats Daily Risk Control 5% Index		N/A	Equity/Index	AEL 85LNZLR1WR9SYRVFCH09	02/01/2023	02/01/2024	358	647,134	1809.9		13,719		8,575		10,919			(5,145)					
S&P 500 Dividend Aristocrats Daily Risk Control 5% Index		N/A	Equity/Index	AEL 85LNZLR1WR9SYRVFCH09	02/01/2022	02/01/2024	112	204,377	1829.53	8,032			2,510		2,398			(2,008)					
Invesco Dynamic Growth Index		N/A	Equity/Index	AEL 85LNZLR1WR9SYRVFCH09	02/01/2023	02/01/2024	100	264,906	2637.86		5,828		3,642		2,354			(2,185)					
SPXDSUN Index Option		N/A	Equity/Index	AEL 85LNZLR1WR9SYRVFCH09	02/01/2023	02/01/2024	77	242,936	3165.11		10,137		6,336		10,191			(3,801)					
S&P 500 Indx Opt		N/A	Equity/Index	AEL 85LNZLR1WR9SYRVFCH09	02/01/2023	02/01/2024	1,523	6,275,132	4119.21		312,313		195,196		414,189			(117,118)					
MOPTPT		N/A	Equity/Index	AEL 85LNZLR1WR9SYRVFCH09	02/01/2023	02/02/2024	247	24,222	98		350		219		329			(131)					
UST 4.125% 11/15/2032		N/A	Equity/Index	AEL 85LNZLR1WR9SYRVFCH09	02/01/2023	02/02/2024	247	24,222	98		350		219		329			(131)					
Total Return Options		N/A	Equity/Index	AEL 85LNZLR1WR9SYRVFCH09	02/01/2023	02/02/2024	247	24,222	98		350		219		329			(131)					
S&P 500 Dividend Aristocrats Daily Risk Control 5% Index		N/A	Equity/Index	AEL 85LNZLR1WR9SYRVFCH09	02/03/2023	02/02/2024	1,334	2,414,505	1810.28		50,946		31,841		40,559			(19,105)					
S&P 500 Dividend Aristocrats Daily Risk Control 5% Index		N/A	Equity/Index	AEL 85LNZLR1WR9SYRVFCH09	02/02/2023	02/02/2024	362	655,849	1813.82		14,035		8,772		10,350			(5,263)					
S&P 500 Dividend Aristocrats Daily Risk Control 5% Index		N/A	Equity/Index	AEL 85LNZLR1WR9SYRVFCH09	02/04/2022	02/02/2024	34	61,595	1820.86		2,482		776		855			(621)					
S&P 500 Dividend Aristocrats Daily Risk Control 5% Index		N/A	Equity/Index	AEL 85LNZLR1WR9SYRVFCH09	02/03/2022	02/02/2024	26	48,094	1829.21		1,847		577		570			(462)					
S&P 500 Dividend Aristocrats Daily Risk Control 5% Index		N/A	Equity/Index	AEL 85LNZLR1WR9SYRVFCH09	02/02/2022	02/02/2024	67	122,704	1835.46		4,675		1,461		1,284			(1,169)					
Invesco Dynamic Growth Index		N/A	Equity/Index	AEL 85LNZLR1WR9SYRVFCH09	02/02/2023	02/02/2024	88	233,687	2642.88		5,141		3,213		1,939			(1,928)					
SPXDSUN Index Option		N/A	Equity/Index	AEL 85LNZLR1WR9SYRVFCH09	02/03/2023	02/02/2024	6	18,634	3166.59		790		494		764			(296)					
S&P 500 Indx Opt		N/A	Equity/Index	AEL 85LNZLR1WR9SYRVFCH09	02/02/2023	02/02/2024	1	3,101	3172.36		128		80		122			(48)					
MOPTPT		N/A	Equity/Index	AEL 85LNZLR1WR9SYRVFCH09	02/03/2023	02/02/2024	1,657	6,856,047	4136.48		276,969		173,106		359,949			(103,863)					
S&P 500 Indx Opt		N/A	Equity/Index	AEL 85LNZLR1WR9SYRVFCH09	02/02/2023	02/02/2024	627	2,622,693	4179.76		110,328		68,955		137,368			(41,373)					
S&P 500 Indx Opt		N/A	Equity/Index	AEL 85LNZLR1WR9SYRVFCH09	02/02/2022	02/02/2024	101	461,267	4589.38		17,309		5,409		12,350			(4,327)					
S&P 500 Dividend Aristocrats Daily Risk Control 5% Index		N/A	Equity/Index	AEL 85LNZLR1WR9SYRVFCH09	02/03/2023	02/05/2024	251	453,704	1810.28		9,573		5,983		7,671			(3,590)					

E06.31

STATEMENT AS OF JUNE 30, 2023 OF THE EAGLE LIFE INSURANCE COMPANY

SCHEDULE DB - PART A - SECTION 1

Showing all Options, Caps, Floors, Collars, Swaps and Forwards Open as of Current Statement Date

1	2	3	4	5	6	7	8	9	10	11	12	13	14	15	16	17	18	19	20	21	22	23	
Description	Description of Item(s) Hedged, Used for Income Generation or Replicated	Schedule/ Exhibit Identifier	Type(s) of Risk(s) (a)	Exchange, Counterparty or Central Clearinghouse	Trade Date	Date of Maturity or Expiration	Number of Contracts	Notional Amount	Strike Price, Rate or Index Received (Paid)	Cumulative Prior Year(s) Initial Cost of Un-discounted Premium (Received) Paid	Current Year Initial Cost of Un-discounted Premium (Received) Paid	Current Year Income	Book/ Adjusted Carrying Value	Code	Fair Value	Unrealized Valuation Increase/ (Decrease)	Total Foreign Exchange Change in B./A.C.V.	Current Year's (Amortization)/ Accretion	Adjustment to Carrying Value of Hedged Item	Potential Exposure	Credit Quality of Reference Entity	Hedge Effectiveness at Inception and at Quarter-end (b)	
S&P 500 Index Option PTPT		N/A	Equity/Index	AEL 85LNZLR11WR9SYRVFCH09	02/03/2023	02/05/2024	1,261	5,214,100	4136.48		215,575		134,734		276,655			(80,841)					
S&P 500 Dividend Aristocrats Daily Risk Control 5% Index		N/A	Equity/Index	AEL 85LNZLR11WR9SYRVFCH09	02/06/2023	02/06/2024	381	689,079	1806.55		14,402		9,001		12,446			(5,401)					
Invesco Dynamic Growth Index		N/A	Equity/Index	AEL 85LNZLR11WR9SYRVFCH09	02/06/2023	02/06/2024	23	61,182	2614.28		1,340		837		760			(502)					
SPXDSUN Index Option PTPT		N/A	Equity/Index	AEL 85LNZLR11WR9SYRVFCH09	02/06/2023	02/06/2024	4	14,120	3161.29		668		417		663			(250)					
S&P 500 Index Option PTPT		N/A	Equity/Index	AEL 85LNZLR11WR9SYRVFCH09	02/06/2023	02/06/2024	674	2,770,967	4111.08		167,161		104,476		222,768			(62,685)					
Franklin Global Trends Index		N/A	Equity/Index	AEL 85LNZLR11WR9SYRVFCH09	02/07/2023	02/07/2024	274	66,524	242.68		1,557		973		752			(584)					
S&P 500 Dividend Aristocrats Daily Risk Control 5% Index		N/A	Equity/Index	AEL 85LNZLR11WR9SYRVFCH09	02/07/2023	02/07/2024	175	316,429	1808.48		6,645		4,153		5,542			(2,492)					
S&P 500 Dividend Aristocrats Daily Risk Control 5% Index		N/A	Equity/Index	AEL 85LNZLR11WR9SYRVFCH09	02/07/2022	02/07/2024	80	145,051	1820.23		5,512		1,722		2,064			(1,378)					
S&P 500 Index Option PTPT		N/A	Equity/Index	AEL 85LNZLR11WR9SYRVFCH09	02/07/2023	02/07/2024	609	2,537,338	4164		133,924		83,703		167,084			(50,222)					
Franklin Global Trends Index		N/A	Equity/Index	AEL 85LNZLR11WR9SYRVFCH09	02/08/2023	02/08/2024	256	62,049	242.42		1,452		907		731			(544)					
S&P 500 Dividend Aristocrats Daily Risk Control 5% Index		N/A	Equity/Index	AEL 85LNZLR11WR9SYRVFCH09	02/08/2023	02/08/2024	608	1,096,789	1803.22		22,923		14,327		21,025			(8,596)					
S&P 500 Dividend Aristocrats Daily Risk Control 5% Index		N/A	Equity/Index	AEL 85LNZLR11WR9SYRVFCH09	02/08/2022	02/08/2024	75	136,438	1824.69		5,362		1,676		1,792			(1,341)					
Invesco Dynamic Growth Index		N/A	Equity/Index	AEL 85LNZLR11WR9SYRVFCH09	02/08/2023	02/08/2024	175	457,806	2611.53		10,026		6,266		5,921			(3,760)					
SPXDSUN Index Option PTPT		N/A	Equity/Index	AEL 85LNZLR11WR9SYRVFCH09	02/08/2023	02/08/2024	75	237,307	3156.28		10,251		6,407		10,667			(3,844)					
S&P 500 Index Option PTPT		N/A	Equity/Index	AEL 85LNZLR11WR9SYRVFCH09	02/08/2023	02/08/2024	2,253	9,276,817	4117.86		395,917		247,448		522,254			(148,469)					
S&P 500 Dividend Aristocrats Daily Risk Control 5% Index		N/A	Equity/Index	AEL 85LNZLR11WR9SYRVFCH09	02/09/2023	02/09/2024	297	533,863	1797.92		11,211		7,007		11,174			(4,204)					
S&P 500 Dividend Aristocrats Daily Risk Control 5% Index		N/A	Equity/Index	AEL 85LNZLR11WR9SYRVFCH09	02/10/2023	02/09/2024	1,286	2,317,085	1801.62		49,354		30,846		45,685			(18,508)					
S&P 500 Dividend Aristocrats Daily Risk Control 5% Index		N/A	Equity/Index	AEL 85LNZLR11WR9SYRVFCH09	02/11/2022	02/09/2024	13	23,915	1813.8		966		302		384			(242)					

STATEMENT AS OF JUNE 30, 2023 OF THE EAGLE LIFE INSURANCE COMPANY

SCHEDULE DB - PART A - SECTION 1

Showing all Options, Caps, Floors, Collars, Swaps and Forwards Open as of Current Statement Date

1	2	3	4	5	6	7	8	9	10	11	12	13	14	15	16	17	18	19	20	21	22	23	
Description	Description of Item(s) Hedged, Used for Income Generation or Replicated	Schedule/ Exhibit Identifier	Type(s) of Risk(s) (a)	Exchange, Counterparty or Central Clearinghouse	Trade Date	Date of Maturity or Expiration	Number of Contracts	Notional Amount	Strike Price, Rate or Index Received (Paid)	Cumulative Prior Year(s) Initial Cost of Un-discounted Premium (Received) Paid	Current Year Initial Cost of Un-discounted Premium (Received) Paid	Current Year Income	Book/ Adjusted Carrying Value	Code	Fair Value	Unrealized Valuation Increase/ (Decrease)	Total Foreign Exchange Change in B./A.C.V.	Current Year's (Amortization)/ Accretion	Adjustment to Carrying Value of Hedged Item	Potential Exposure	Credit Quality of Reference Entity	Hedge Effectiveness at Inception and at Quarter-end (b)	
S&P 500 Dividend Aristocrats Daily Risk Control 5% Index		N/A	Equity/Index	AEL 85LNZLR1WR9SYRVFCH09	02/10/2022	02/09/2024	240	436,500	1820.95	17,722			5,538		6,161			(4,430)					
S&P 500 Dividend Aristocrats Daily Risk Control 5% Index		N/A	Equity/Index	AEL 85LNZLR1WR9SYRVFCH09	02/09/2022	02/09/2024	111	203,700	1832.28	8,026			2,508		2,322			(2,006)					
Invesco Dynamic Growth Index		N/A	Equity/Index	AEL 85LNZLR1WR9SYRVFCH09	02/10/2023	02/09/2024	43	110,658	2600.79		2,423		1,515		1,640			(909)					
S&P 500 Index Option		N/A	Equity/Index	AEL 85LNZLR1WR9SYRVFCH09	02/09/2023	02/09/2024	1,208	4,928,541	4081.5		197,269		123,293		266,540			(73,976)					
S&P Digital		N/A	Equity/Index	AEL 85LNZLR1WR9SYRVFCH09	02/10/2023	02/09/2024	1,761	7,201,374	4090.46		283,228		177,018		377,363			(106,211)					
S&P 500 Index Option		N/A	Equity/Index	AEL 85LNZLR1WR9SYRVFCH09	02/09/2022	02/09/2024	18	83,409	4587.18		3,253		1,017		2,298			(813)					
S&P 500 Indx Opt		N/A	Equity/Index	AEL 85LNZLR1WR9SYRVFCH09	02/10/2023	02/10/2024		546	4090.46		12		7		12			(4)					
S&P 500 Dividend Aristocrats Daily Risk Control 5% Index		N/A	Equity/Index	AEL 85LNZLR1WR9SYRVFCH09	02/10/2023	02/12/2024	308	554,548	1801.62		11,867		7,417		10,993			(4,450)					
S&P Digital		N/A	Equity/Index	AEL 85LNZLR1WR9SYRVFCH09	02/10/2023	02/12/2024	867	3,547,468	4090.46		190,146		118,841		252,235			(71,305)					
S&P 500 Dividend Aristocrats Daily Risk Control 5% Index		N/A	Equity/Index	AEL 85LNZLR1WR9SYRVFCH09	02/13/2023	02/13/2024	343	619,649	1807.29		13,075		8,172		11,209			(4,903)					
S&P 500 Index Option		N/A	Equity/Index	AEL 85LNZLR1WR9SYRVFCH09	02/13/2023	02/13/2024	827	3,421,769	4137.29		211,293		132,058		272,865			(79,235)					
S&P 500 Dividend Aristocrats Daily Risk Control 5% Index		N/A	Equity/Index	AEL 85LNZLR1WR9SYRVFCH09	02/14/2023	02/14/2024	407	734,992	1804.99		15,214		9,509		13,840			(5,705)					
S&P 500 Dividend Aristocrats Daily Risk Control 5% Index		N/A	Equity/Index	AEL 85LNZLR1WR9SYRVFCH09	02/14/2022	02/14/2024	93	167,725	1808.68		6,508		2,034		2,970			(1,627)					
Invesco Dynamic Growth Index		N/A	Equity/Index	AEL 85LNZLR1WR9SYRVFCH09	02/14/2023	02/14/2024	351	912,460	2601.38		19,983		12,489		13,564			(7,494)					
S&P 500 Index Option		N/A	Equity/Index	AEL 85LNZLR1WR9SYRVFCH09	02/14/2023	02/14/2024	1,026	4,245,466	4136.13		196,240		122,650		251,763			(73,590)					
Franklin Global Trends Index		N/A	Equity/Index	AEL 85LNZLR1WR9SYRVFCH09	02/15/2023	02/15/2024	513	123,715	241.09		2,895		1,809		1,788			(1,086)					
S&P 500 Dividend Aristocrats Daily Risk Control 5% Index		N/A	Equity/Index	AEL 85LNZLR1WR9SYRVFCH09	02/15/2023	02/15/2024	2,073	3,747,020	1807.46		78,313		48,945		67,854			(29,367)					
S&P 500 Dividend Aristocrats Daily Risk Control 5% Index		N/A	Equity/Index	AEL 85LNZLR1WR9SYRVFCH09	02/15/2022	02/15/2024	27	49,107	1814.36		1,891		591		791			(473)					
Invesco Dynamic Growth Index		N/A	Equity/Index	AEL 85LNZLR1WR9SYRVFCH09	02/15/2023	02/15/2024	202	526,131	2600.79		11,522		7,201		7,893			(4,321)					
SPXDSUN Index Option		N/A	Equity/Index	AEL 85LNZLR1WR9SYRVFCH09	02/15/2023	02/15/2024	86	271,956	3166.59		11,709		7,318		11,462			(4,391)					

E06.33

STATEMENT AS OF JUNE 30, 2023 OF THE EAGLE LIFE INSURANCE COMPANY

SCHEDULE DB - PART A - SECTION 1

Showing all Options, Caps, Floors, Collars, Swaps and Forwards Open as of Current Statement Date

1	2	3	4	5	6	7	8	9	10	11	12	13	14	15	16	17	18	19	20	21	22	23	
Description	Description of Item(s) Hedged, Used for Income Generation or Replicated	Schedule/ Exhibit Identifier	Type(s) of Risk(s) (a)	Exchange, Counterparty or Central Clearinghouse	Trade Date	Date of Maturity or Expiration	Number of Contracts	Notional Amount	Strike Price, Rate or Index Received (Paid)	Cumulative Prior Year(s) Initial Cost of Un-discounted Premium (Received) Paid	Current Year Initial Cost of Un-discounted Premium (Received) Paid	Current Year Income	Book/ Adjusted Carrying Value	Code	Fair Value	Unrealized Valuation Increase/ (Decrease)	Total Foreign Exchange Change in B./A.C.V.	Current Year's (Amortization)/ Accretion	Adjustment to Carrying Value of Hedged Item	Potential Exposure	Credit Quality of Reference Entity	Hedge Effectiveness at Inception and at Quarter-end (b)	
S&P Digital		N/A	Equity/Index	AEL 85LNZLR1WR9SYRVFCH09	02/15/2023	02/15/2024	1,930	8,004,259	4147.6		442,951		276,845		569,405			(166,107)					
S&P 500 Dividend Aristocrats Daily Risk Control 5% Index		N/A	Equity/Index	AEL 85LNZLR1WR9SYRVFCH09	02/16/2023	02/16/2024	485	876,135	1804.75		18,486		11,554		16,625			(6,932)					
S&P 500 Dividend Aristocrats Daily Risk Control 5% Index		N/A	Equity/Index	AEL 85LNZLR1WR9SYRVFCH09	02/17/2023	02/16/2024	1,637	2,955,434	1805.95		61,769		38,605		54,984			(23,163)					
S&P 500 Dividend Aristocrats Daily Risk Control 5% Index		N/A	Equity/Index	AEL 85LNZLR1WR9SYRVFCH09	02/18/2022	02/16/2024	216	390,922	1806.31		14,034		4,386		7,230			(3,509)					
S&P 500 Dividend Aristocrats Daily Risk Control 5% Index		N/A	Equity/Index	AEL 85LNZLR1WR9SYRVFCH09	02/16/2022	02/16/2024	70	127,394	1815.83		4,956		1,549		2,004			(1,239)					
Invesco Dynamic Growth Index		N/A	Equity/Index	AEL 85LNZLR1WR9SYRVFCH09	02/16/2023	02/16/2024	241	626,692	2595.73		13,725		8,578		10,006			(5,147)					
Invesco Dynamic Growth Index		N/A	Equity/Index	AEL 85LNZLR1WR9SYRVFCH09	02/17/2023	02/16/2024	116	301,832	2595.8		6,610		4,131		4,815			(2,479)					
SPXDSUN Index Option		N/A	Equity/Index	AEL 85LNZLR1WR9SYRVFCH09	02/17/2023	02/16/2024	27	86,717	3162.26		3,781		2,363		3,826			(1,418)					
PTPT		N/A	Equity/Index	AEL 85LNZLR1WR9SYRVFCH09	02/17/2023	02/16/2024	24	76,038	3164.76		2,677		1,673		2,595			(1,004)					
S&P 500 Index Option		N/A	Equity/Index	AEL 85LNZLR1WR9SYRVFCH09	02/17/2023	02/16/2024	1,770	7,221,588	4079.09		307,143		191,964		413,820			(115,179)					
S&P 500 Index Option		N/A	Equity/Index	AEL 85LNZLR1WR9SYRVFCH09	02/16/2023	02/16/2024	734	3,001,008	4090.41		120,451		75,282		161,432			(45,169)					
S&P 500 Index Option		N/A	Equity/Index	AEL 85LNZLR1WR9SYRVFCH09	02/16/2022	02/16/2024	166	744,462	4475.01		28,587		8,934		27,158			(7,147)					
S&P 500 Indx Opt		N/A	Equity/Index	AEL 85LNZLR1WR9SYRVFCH09	02/17/2023	02/19/2024	4	15,448	4079.09		450		281		508			(169)					
S&P 500 Dividend Aristocrats Daily Risk Control 5% Index		N/A	Equity/Index	AEL 85LNZLR1WR9SYRVFCH09	02/17/2023	02/20/2024	323	583,871	1805.95		12,261		7,663		10,945			(4,598)					
SPXDSUN Index Option		N/A	Equity/Index	AEL 85LNZLR1WR9SYRVFCH09	02/17/2023	02/20/2024	62	197,258	3164.76		8,699		5,437		8,683			(3,262)					
S&P Digital		N/A	Equity/Index	AEL 85LNZLR1WR9SYRVFCH09	02/17/2023	02/20/2024	864	3,524,953	4079.09		200,051		125,032		270,778			(75,019)					
S&P 500 Dividend Aristocrats Daily Risk Control 5% Index		N/A	Equity/Index	AEL 85LNZLR1WR9SYRVFCH09	02/21/2023	02/21/2024	283	507,686	1794.3		10,712		6,695		11,462			(4,017)					
SPXDSUN Index Option		N/A	Equity/Index	AEL 85LNZLR1WR9SYRVFCH09	02/21/2023	02/21/2024	17	53,999	3145.99		2,572		1,607		2,832			(964)					
S&P 500 Index Option		N/A	Equity/Index	AEL 85LNZLR1WR9SYRVFCH09	02/21/2023	02/21/2024	685	2,738,484	3997.34		143,148		89,467		208,974			(53,680)					
Franklin Global Trends Index		N/A	Equity/Index	AEL 85LNZLR1WR9SYRVFCH09	02/22/2023	02/22/2024	1,036	247,436	238.84		5,765		3,603		4,834			(2,162)					
S&P 500 Dividend Aristocrats Daily Risk Control 5% Index		N/A	Equity/Index	AEL 85LNZLR1WR9SYRVFCH09	02/22/2023	02/22/2024	185	332,279	1794.23		7,011		4,382		7,521			(2,629)					

E06.34

STATEMENT AS OF JUNE 30, 2023 OF THE EAGLE LIFE INSURANCE COMPANY

SCHEDULE DB - PART A - SECTION 1

Showing all Options, Caps, Floors, Collars, Swaps and Forwards Open as of Current Statement Date

1	2	3	4	5	6	7	8	9	10	11	12	13	14	15	16	17	18	19	20	21	22	23	
Description	Description of Item(s) Hedged, Used for Income Generation or Replicated	Schedule/ Exhibit Identifier	Type(s) of Risk(s) (a)	Exchange, Counterparty or Central Clearinghouse	Trade Date	Date of Maturity or Expiration	Number of Contracts	Notional Amount	Strike Price, Rate or Index Received (Paid)	Cumulative Prior Year(s) Initial Cost of Un-discounted Premium (Received) Paid	Current Year Initial Cost of Un-discounted Premium (Received) Paid	Current Year Income	Book/ Adjusted Carrying Value	Code	Fair Value	Unrealized Valuation Increase/ (Decrease)	Total Foreign Exchange Change in B./A.C.V.	Current Year's (Amortization)/ Accretion	Adjustment to Carrying Value of Hedged Item	Potential Exposure	Credit Quality of Reference Entity	Hedge Effectiveness at Inception and at Quarter-end (b)	
S&P 500 Dividend Aristocrats Daily Risk Control 5% Index		N/A	Equity/Index	AEL 85LNZLR1WR9SYRVFCH09	02/22/2022	02/22/2024	177	318,839	1801.13	12,212			3,816		6,483			(3,053)					
Invesco Dynamic Growth Index		N/A	Equity/Index	AEL 85LNZLR1WR9SYRVFCH09	02/22/2023	02/22/2024	160	412,679	2578.95		9,038		5,649		8,053			(3,389)					
SPXDSUN Index Option		N/A	Equity/Index	AEL 85LNZLR1WR9SYRVFCH09	02/22/2023	02/22/2024	105	331,620	3146.28		14,704		9,190		16,199			(5,514)					
S&P 500 Index Option		N/A	Equity/Index	AEL 85LNZLR1WR9SYRVFCH09	02/22/2023	02/22/2024	2,259	9,016,022	3991.05		462,396		288,997		670,510			(173,398)					
UST 3.50% 02/15/23		N/A	Equity/Index	AEL 85LNZLR1WR9SYRVFCH09	02/22/2023	02/23/2024	103	10,056	98		140		88		74			(53)					
Total Return Options		N/A	Equity/Index	AEL 85LNZLR1WR9SYRVFCH09	02/22/2023	02/23/2024	103	10,056	98		140		88		74			(53)					
S&P 500 Dividend Aristocrats Daily Risk Control 5% Index		N/A	Equity/Index	AEL 85LNZLR1WR9SYRVFCH09	02/24/2022	02/23/2024	167	299,878	1792.78	11,125			3,477		6,949			(2,781)					
S&P 500 Dividend Aristocrats Daily Risk Control 5% Index		N/A	Equity/Index	AEL 85LNZLR1WR9SYRVFCH09	02/24/2023	02/23/2024	2,131	3,821,602	1792.97		80,636		50,397		88,298			(30,238)					
S&P 500 Dividend Aristocrats Daily Risk Control 5% Index		N/A	Equity/Index	AEL 85LNZLR1WR9SYRVFCH09	02/23/2022	02/23/2024	61	109,265	1793.26	4,196			1,311		2,514			(1,049)					
S&P 500 Dividend Aristocrats Daily Risk Control 5% Index		N/A	Equity/Index	AEL 85LNZLR1WR9SYRVFCH09	02/23/2023	02/23/2024	326	585,150	1795.15		12,288		7,680		13,079			(4,608)					
S&P 500 Dividend Aristocrats Daily Risk Control 5% Index		N/A	Equity/Index	AEL 85LNZLR1WR9SYRVFCH09	02/25/2022	02/23/2024	83	149,729	1812.41	5,735			1,792		2,536			(1,434)					
Invesco Dynamic Growth Index		N/A	Equity/Index	AEL 85LNZLR1WR9SYRVFCH09	02/24/2023	02/23/2024	161	414,405	2574		9,075		5,672		8,545			(3,403)					
Invesco Dynamic Growth Index		N/A	Equity/Index	AEL 85LNZLR1WR9SYRVFCH09	02/23/2023	02/23/2024	130	335,597	2581.95		7,350		4,593		6,346			(2,756)					
SPXDSUN Index Option		N/A	Equity/Index	AEL 85LNZLR1WR9SYRVFCH09	02/24/2023	02/23/2024	13	42,239	3144.89		1,525		953		1,692			(572)					
SPXDSUN Index Option		N/A	Equity/Index	AEL 85LNZLR1WR9SYRVFCH09	02/23/2023	02/23/2024	57	178,369	3148.3		7,706		4,816		8,368			(2,890)					
S&P Digital		N/A	Equity/Index	AEL 85LNZLR1WR9SYRVFCH09	02/24/2023	02/23/2024	2,132	8,465,665	3970.04		348,863		218,039		519,706			(130,824)					
S&P Digital		N/A	Equity/Index	AEL 85LNZLR1WR9SYRVFCH09	02/23/2023	02/23/2024	1,073	4,304,567	4012.32		165,236		103,272		233,756			(61,963)					
S&P 500 Index Option		N/A	Equity/Index	AEL 85LNZLR1WR9SYRVFCH09	02/23/2022	02/23/2024	13	55,399	4225.5	2,687			840		3,511			(672)					
PTPT		N/A	Equity/Index	AEL 85LNZLR1WR9SYRVFCH09	02/24/2023	02/24/2024	8	30,053	3970.04		697		436		1,388			(261)					
S&P 500 Dividend Aristocrats Daily Risk Control 5% Index		N/A	Equity/Index	AEL 85LNZLR1WR9SYRVFCH09	02/24/2023	02/26/2024	155	278,373	1792.97		5,902		3,688		6,460			(2,213)					
SPXDSUN Index Option		N/A	Equity/Index	AEL 85LNZLR1WR9SYRVFCH09	02/24/2023	02/26/2024	3	10,013	3144.89		485		303		546			(182)					
S&P 500 Index Option		N/A	Equity/Index	AEL 85LNZLR1WR9SYRVFCH09	02/24/2023	02/26/2024	1,088	4,319,562	3970.04		195,446		122,154		294,862			(73,292)					

E06.35

STATEMENT AS OF JUNE 30, 2023 OF THE EAGLE LIFE INSURANCE COMPANY

SCHEDULE DB - PART A - SECTION 1

Showing all Options, Caps, Floors, Collars, Swaps and Forwards Open as of Current Statement Date

1	2	3	4	5	6	7	8	9	10	11	12	13	14	15	16	17	18	19	20	21	22	23	
Description	Description of Item(s) Hedged, Used for Income Generation or Replicated	Schedule/ Exhibit Identifier	Type(s) of Risk(s) (a)	Exchange, Counterparty or Central Clearinghouse	Trade Date	Date of Maturity or Expiration	Number of Contracts	Notional Amount	Strike Price, Rate or Index Received (Paid)	Cumulative Prior Year(s) Initial Cost of Un-discounted Premium (Received) Paid	Current Year Initial Cost of Un-discounted Premium (Received) Paid	Current Year Income	Book/ Adjusted Carrying Value	Code	Fair Value	Unrealized Valuation Increase/ (Decrease)	Total Foreign Exchange Change in B./A.C.V.	Current Year's (Amortization)/ Accretion	Adjustment to Carrying Value of Hedged Item	Potential Exposure	Credit Quality of Reference Entity	Hedge Effectiveness at Inception and at Quarter-end (b)	
S&P 500 Dividend Aristocrats Daily Risk Control 5% Index		N/A	Equity/Index	AEL 85LNZLR1WR9SYRVFCH09	02/27/2023	02/27/2024	335	600,232	1793.56		12,665		7,916		13,826			(4,749)					
Invesco Dynamic Growth Index		N/A	Equity/Index	AEL 85LNZLR1WR9SYRVFCH09	02/27/2023	02/27/2024	216	557,010	2575.39		12,199		7,624		11,376			(4,574)					
SPXDSUN Index Option		N/A	Equity/Index	AEL 85LNZLR1WR9SYRVFCH09	02/27/2023	02/27/2024	7	20,849	3147.15		1,003		627		1,126			(376)					
S&P 500 Index Option		N/A	Equity/Index	AEL 85LNZLR1WR9SYRVFCH09	02/27/2023	02/27/2024	600	2,389,705	3982.24		150,438		94,024		229,844			(56,414)					
S&P 500 Dividend Aristocrats Daily Risk Control 5% Index		N/A	Equity/Index	AEL 85LNZLR1WR9SYRVFCH09	02/28/2023	02/28/2024	621	1,112,508	1792.16		23,474		14,671		26,206			(8,803)					
S&P 500 Dividend Aristocrats Daily Risk Control 5% Index		N/A	Equity/Index	AEL 85LNZLR1WR9SYRVFCH09	02/28/2022	02/28/2024	12	21,932	1807.75	831			260		405			(208)					
Invesco Dynamic Growth Index		N/A	Equity/Index	AEL 85LNZLR1WR9SYRVFCH09	02/28/2023	02/28/2024	631	1,625,650	2575.3		35,602		22,251		33,275			(13,351)					
S&P 500 Index Option		N/A	Equity/Index	AEL 85LNZLR1WR9SYRVFCH09	02/28/2023	02/28/2024	1,156	4,589,234	3970.15		254,178		158,861		388,061			(95,317)					
Franklin Global Trends Index		N/A	Equity/Index	AEL 85LNZLR1WR9SYRVFCH09	03/01/2023	03/01/2024	322	76,772	238.16		1,804		1,278		1,647			(526)					
S&P 500 Dividend Aristocrats Daily Risk Control 5% Index		N/A	Equity/Index	AEL 85LNZLR1WR9SYRVFCH09	03/01/2023	03/01/2024	1,160	2,075,060	1789.08		44,199		31,307		51,287			(12,891)					
S&P 500 Dividend Aristocrats Daily Risk Control 5% Index		N/A	Equity/Index	AEL 85LNZLR1WR9SYRVFCH09	03/02/2023	03/01/2024	749	1,344,077	1794.21		28,494		20,184		30,793			(8,311)					
S&P 500 Dividend Aristocrats Daily Risk Control 5% Index		N/A	Equity/Index	AEL 85LNZLR1WR9SYRVFCH09	03/01/2022	03/01/2024	178	319,868	1798.83	12,091			4,282		6,831			(3,023)					
S&P 500 Dividend Aristocrats Daily Risk Control 5% Index		N/A	Equity/Index	AEL 85LNZLR1WR9SYRVFCH09	03/03/2023	03/01/2024	1,056	1,901,010	1800.01		39,921		28,278		39,863			(11,644)					
S&P 500 Dividend Aristocrats Daily Risk Control 5% Index		N/A	Equity/Index	AEL 85LNZLR1WR9SYRVFCH09	03/02/2022	03/01/2024	109	197,849	1809.63	8,033			2,845		3,559			(2,008)					
S&P 500 Dividend Aristocrats Daily Risk Control 5% Index		N/A	Equity/Index	AEL 85LNZLR1WR9SYRVFCH09	03/03/2022	03/01/2024	11	20,323	1812.45	713			253		349			(178)					
Invesco Dynamic Growth Index		N/A	Equity/Index	AEL 85LNZLR1WR9SYRVFCH09	03/01/2023	03/01/2024	108	277,630	2570.6		6,330		4,484		5,988			(1,846)					
Invesco Dynamic Growth Index		N/A	Equity/Index	AEL 85LNZLR1WR9SYRVFCH09	03/03/2023	03/01/2024	238	614,195	2578.36		13,389		9,484		12,200			(3,905)					
SPXDSUN Index Option		N/A	Equity/Index	AEL 85LNZLR1WR9SYRVFCH09	03/01/2023	03/01/2024	142	445,293	3140.11		19,797		14,023		22,915			(5,774)					
SPXDSUN Index Option		N/A	Equity/Index	AEL 85LNZLR1WR9SYRVFCH09	03/03/2023	03/01/2024	4	11,506	3160.11		566		401		584			(165)					

E06.36

STATEMENT AS OF JUNE 30, 2023 OF THE EAGLE LIFE INSURANCE COMPANY

SCHEDULE DB - PART A - SECTION 1

Showing all Options, Caps, Floors, Collars, Swaps and Forwards Open as of Current Statement Date

1	2	3	4	5	6	7	8	9	10	11	12	13	14	15	16	17	18	19	20	21	22	23	
Description	Description of Item(s) Hedged, Used for Income Generation or Replicated	Schedule/ Exhibit Identifier	Type(s) of Risk(s) (a)	Exchange, Counterparty or Central Clearinghouse	Trade Date	Date of Maturity or Expiration	Number of Contracts	Notional Amount	Strike Price, Rate or Index Received (Paid)	Cumulative Prior Year(s) Initial Cost of Un-discounted Premium (Received) Paid	Current Year Initial Cost of Un-discounted Premium (Received) Paid	Current Year Income	Book/ Adjusted Carrying Value	Code	Fair Value	Unrealized Valuation Increase/ (Decrease)	Total Foreign Exchange Change in B./A.C.V.	Current Year's (Amortization)/ Accretion	Adjustment to Carrying Value of Hedged Item	Potential Exposure	Credit Quality of Reference Entity	Hedge Effectiveness at Inception and at Quarter-end (b)	
S&P 500 Indx Opt MOPTPT		N/A	Equity/Index	AEL 85LNZLR1WR9SYRVFCH09	03/01/2023	03/01/2024	1,933	7,637,156	3951.39		372,492		263,848		566,438			(108,643)					
S&P 500 Index Option PTPT		N/A	Equity/Index	AEL 85LNZLR1WR9SYRVFCH09	03/02/2023	03/01/2024	1,108	4,409,953	3981.35		160,393		113,611		235,113			(46,781)					
S&P 500 Index Option PTPT		N/A	Equity/Index	AEL 85LNZLR1WR9SYRVFCH09	03/03/2023	03/01/2024	1,421	5,749,666	4045.64		227,910		161,436		316,762			(66,474)					
S&P 500 Index Option PTPT		N/A	Equity/Index	AEL 85LNZLR1WR9SYRVFCH09	03/02/2022	03/01/2024	76	334,737	4386.54	7,314			2,590		8,859			(1,828)					
S&P 500 Dividend Aristocrats Daily Risk Control 5% Index		N/A	Equity/Index	AEL 85LNZLR1WR9SYRVFCH09	03/03/2023	03/04/2024	415	747,762	1800.01		15,703		11,123		15,756			(4,580)					
S&P 500 Dividend Aristocrats Daily Risk Control 5% Index		N/A	Equity/Index	AEL 85LNZLR1WR9SYRVFCH09	03/04/2022	03/04/2024	9	15,520	1812.35	565			200		269			(141)					
SPXDSLN Index Option PTPT		N/A	Equity/Index	AEL 85LNZLR1WR9SYRVFCH09	03/03/2023	03/04/2024	122	386,967	3160.11		16,443		11,647		16,804			(4,796)					
S&P 500 Index Option PTPT		N/A	Equity/Index	AEL 85LNZLR1WR9SYRVFCH09	03/03/2023	03/04/2024	921	3,726,900	4045.64		185,074		131,094		264,975			(53,980)					
S&P 500 Dividend Aristocrats Daily Risk Control 5% Index		N/A	Equity/Index	AEL 85LNZLR1WR9SYRVFCH09	03/03/2023	03/05/2024	593	1,067,444	1800.01		22,523		15,954		22,528			(6,569)					
S&P 500 Index Option PTPT		N/A	Equity/Index	AEL 85LNZLR1WR9SYRVFCH09	03/03/2023	03/05/2024	789	3,190,065	4045.64		126,480		89,590		177,022			(36,890)					
S&P 500 Dividend Aristocrats Daily Risk Control 5% Index		N/A	Equity/Index	AEL 85LNZLR1WR9SYRVFCH09	03/06/2023	03/06/2024	717	1,290,068	1798.26		27,349		19,373		28,010			(7,977)					
S&P 500 Index Option PTPT		N/A	Equity/Index	AEL 85LNZLR1WR9SYRVFCH09	03/06/2023	03/06/2024	941	3,810,904	4048.42		200,929		142,325		288,617			(58,604)					
S&P 500 Dividend Aristocrats Daily Risk Control 5% Index		N/A	Equity/Index	AEL 85LNZLR1WR9SYRVFCH09	03/07/2023	03/07/2024	535	957,311	1789.42		20,295		14,376		23,730			(5,919)					
S&P 500 Dividend Aristocrats Daily Risk Control 5% Index		N/A	Equity/Index	AEL 85LNZLR1WR9SYRVFCH09	03/07/2022	03/07/2024	125	225,038	1803.44	8,304			2,941		4,518			(2,076)					
Invesco Dynamic Growth Index		N/A	Equity/Index	AEL 85LNZLR1WR9SYRVFCH09	03/07/2023	03/07/2024	48	122,211	2563.38		2,664		1,887		2,858			(777)					
S&P 500 Index Option PTPT		N/A	Equity/Index	AEL 85LNZLR1WR9SYRVFCH09	03/07/2023	03/07/2024	933	3,720,016	3986.37		161,724		114,554		237,766			(47,169)					
Franklin Global Trends Index		N/A	Equity/Index	AEL 85LNZLR1WR9SYRVFCH09	03/08/2023	03/08/2024	265	63,110	238.04		63,110		44,703		1,387			(18,407)					
S&P 500 Dividend Aristocrats Daily Risk Control 5% Index		N/A	Equity/Index	AEL 85LNZLR1WR9SYRVFCH09	03/10/2023	03/08/2024	1,439	2,552,433	1773.19		54,112		38,329		79,215			(15,783)					
S&P 500 Dividend Aristocrats Daily Risk Control 5% Index		N/A	Equity/Index	AEL 85LNZLR1WR9SYRVFCH09	03/09/2023	03/08/2024	818	1,456,347	1781.41		30,729		21,766		40,468			(8,963)					

E06.37

STATEMENT AS OF JUNE 30, 2023 OF THE EAGLE LIFE INSURANCE COMPANY

SCHEDULE DB - PART A - SECTION 1

Showing all Options, Caps, Floors, Collars, Swaps and Forwards Open as of Current Statement Date

1	2	3	4	5	6	7	8	9	10	11	12	13	14	15	16	17	18	19	20	21	22	23	
Description	Description of Item(s) Hedged, Used for Income Generation or Replicated	Schedule/ Exhibit Identifier	Type(s) of Risk(s) (a)	Exchange, Counterparty or Central Clearinghouse	Trade Date	Date of Maturity or Expiration	Number of Contracts	Notional Amount	Strike Price, Rate or Index Received (Paid)	Cumulative Prior Year(s) Initial Cost of Un-discounted Premium (Received) Paid	Current Year Initial Cost of Un-discounted Premium (Received) Paid	Current Year Income	Book/ Adjusted Carrying Value	Code	Fair Value	Unrealized Valuation Increase/ (Decrease)	Total Foreign Exchange Change in B./A.C.V.	Current Year's (Amortization)/ Accretion	Adjustment to Carrying Value of Hedged Item	Potential Exposure	Credit Quality of Reference Entity	Hedge Effectiveness at Inception and at Quarter-end (b)	
S&P 500 Dividend Aristocrats Daily Risk Control 5% Index		N/A	Equity/Index	AEL 85LNZLR1WR9SYRVFCH09	03/08/2023	03/08/2024	1,521	2,723,248	1790.06		58,005		41,087		66,971			(16,918)					
S&P 500 Dividend Aristocrats Daily Risk Control 5% Index		N/A	Equity/Index	AEL 85LNZLR1WR9SYRVFCH09	03/08/2022	03/08/2024	13	24,250	1797.18	897			318		537			(224)					
S&P 500 Dividend Aristocrats Daily Risk Control 5% Index		N/A	Equity/Index	AEL 85LNZLR1WR9SYRVFCH09	03/10/2022	03/08/2024	62	111,172	1801.91	4,024			1,425		2,289			(1,006)					
S&P 500 Dividend Aristocrats Daily Risk Control 5% Index		N/A	Equity/Index	AEL 85LNZLR1WR9SYRVFCH09	03/09/2022	03/08/2024	204	368,133	1803.71	12,774			4,524		7,372			(3,194)					
Invesco Dynamic Growth Index		N/A	Equity/Index	AEL 85LNZLR1WR9SYRVFCH09	03/09/2023	03/08/2024	161	412,811	2561.12		8,999		6,374		9,887			(2,625)					
Invesco Dynamic Growth Index		N/A	Equity/Index	AEL 85LNZLR1WR9SYRVFCH09	03/08/2023	03/08/2024	250	641,137	2562.19		641,137		454,139		15,192			(186,998)					
Invesco Dynamic Growth Index		N/A	Equity/Index	AEL 85LNZLR1WR9SYRVFCH09	03/10/2023	03/08/2024	59	151,048	2571.17		3,308		2,343		3,266			(965)					
SPXDSUN Index Option		N/A	Equity/Index	AEL 85LNZLR1WR9SYRVFCH09	03/10/2023	03/08/2024	22	69,756	3115.86		2,581		1,828		3,625			(753)					
SPXDSUN Index Option		N/A	Equity/Index	AEL 85LNZLR1WR9SYRVFCH09	03/08/2023	03/08/2024	155	487,988	3144.69		22,135		15,679		24,631			(6,456)					
S&P Digital		N/A	Equity/Index	AEL 85LNZLR1WR9SYRVFCH09	03/10/2023	03/08/2024	1,370	5,288,691	3861.59		239,387		169,566		366,904			(69,821)					
S&P 500 Index Option		N/A	Equity/Index	AEL 85LNZLR1WR9SYRVFCH09	03/09/2023	03/08/2024	1,082	4,239,899	3918.32		196,495		139,184		301,701			(57,311)					
S&P 500 Indx Opt		N/A	Equity/Index	AEL 85LNZLR1WR9SYRVFCH09	03/08/2023	03/08/2024	2,421	9,662,879	3992.01		454,395		321,863		661,916			(132,532)					
S&P 500 Index Option		N/A	Equity/Index	AEL 85LNZLR1WR9SYRVFCH09	03/09/2022	03/08/2024	38	162,672	4277.88		21,593		7,648		15,475			(5,398)					
S&P 500 Dividend Aristocrats Daily Risk Control 5% Index		N/A	Equity/Index	AEL 85LNZLR1WR9SYRVFCH09	03/10/2023	03/11/2024	278	492,726	1773.19		10,397		7,364		15,335			(3,032)					
S&P 500 Dividend Aristocrats Daily Risk Control 5% Index		N/A	Equity/Index	AEL 85LNZLR1WR9SYRVFCH09	03/11/2022	03/11/2024	16	28,878	1797.65	1,051			372		638			(263)					
SPXDSUN Index Option		N/A	Equity/Index	AEL 85LNZLR1WR9SYRVFCH09	03/10/2023	03/11/2024		1,359	3115.86		60		42		83			(17)					
S&P 500 Index Option		N/A	Equity/Index	AEL 85LNZLR1WR9SYRVFCH09	03/10/2023	03/11/2024	335	3,609,342	3861.59		176,957		125,344		304,798			(51,612)					
S&P 500 Dividend Aristocrats Daily Risk Control 5% Index		N/A	Equity/Index	AEL 85LNZLR1WR9SYRVFCH09	03/10/2023	03/12/2024	469	831,383	1773.19		17,625		12,485		25,899			(5,141)					
SPXDSUN Index Option		N/A	Equity/Index	AEL 85LNZLR1WR9SYRVFCH09	03/10/2023	03/12/2024		1,224	3115.86		58		41		80			(17)					
S&P 500 Index Option		N/A	Equity/Index	AEL 85LNZLR1WR9SYRVFCH09	03/10/2023	03/12/2024	1,232	4,758,868	3861.59		199,537		141,339		330,064			(58,198)					

E06.38

STATEMENT AS OF JUNE 30, 2023 OF THE EAGLE LIFE INSURANCE COMPANY

SCHEDULE DB - PART A - SECTION 1

Showing all Options, Caps, Floors, Collars, Swaps and Forwards Open as of Current Statement Date

1	2	3	4	5	6	7	8	9	10	11	12	13	14	15	16	17	18	19	20	21	22	23	
Description	Description of Item(s) Hedged, Used for Income Generation or Replicated	Schedule/ Exhibit Identifier	Type(s) of Risk(s) (a)	Exchange, Counterparty or Central Clearinghouse	Trade Date	Date of Maturity or Expiration	Number of Contracts	Notional Amount	Strike Price, Rate or Index Received (Paid)	Cumulative Prior Year(s) Initial Cost of Un-discounted Premium (Received) Paid	Current Year Initial Cost of Un-discounted Premium (Received) Paid	Current Year Income	Book/ Adjusted Carrying Value	Code	Fair Value	Unrealized Valuation Increase/ (Decrease)	Total Foreign Exchange Change in B./A.C.V.	Current Year's (Amortization)/ Accretion	Adjustment to Carrying Value of Hedged Item	Potential Exposure	Credit Quality of Reference Entity	Hedge Effectiveness at Inception and at Quarter-end (b)	
S&P 500 Dividend Aristocrats Daily Risk Control 5% Index		N/A	Equity/Index	AEL 85LNZLR1WR9SYRVFCH09	03/13/2023	03/13/2024	325	576,071	1772.98		12,213		8,651		18,011			(3,562)					
Invesco Dynamic Growth Index		N/A	Equity/Index	AEL 85LNZLR1WR9SYRVFCH09	03/13/2023	03/13/2024	239	617,934	2584.53		13,656		9,673		11,681			(3,983)					
SPXDSUN Index Option PTP		N/A	Equity/Index	AEL 85LNZLR1WR9SYRVFCH09	03/13/2023	03/13/2024	4	13,210	3116.72		555		393		862			(162)					
S&P 500 Index Option PTP		N/A	Equity/Index	AEL 85LNZLR1WR9SYRVFCH09	03/13/2023	03/13/2024	789	3,042,840	3855.76		178,793		126,645		330,994			(52,148)					
Franklin Global Trends Index		N/A	Equity/Index	AEL 85LNZLR1WR9SYRVFCH09	03/14/2023	03/14/2024	756	180,628	238.82		4,245		3,007		3,663			(1,238)					
S&P 500 Dividend Aristocrats Daily Risk Control 5% Index		N/A	Equity/Index	AEL 85LNZLR1WR9SYRVFCH09	03/14/2023	03/14/2024	301	535,883	1777.98		11,361		8,047		15,701			(3,314)					
S&P 500 Dividend Aristocrats Daily Risk Control 5% Index		N/A	Equity/Index	AEL 85LNZLR1WR9SYRVFCH09	03/14/2022	03/14/2024	349	627,433	1799.5	23,090		8,178		13,534				(5,772)					
Invesco Dynamic Growth Index		N/A	Equity/Index	AEL 85LNZLR1WR9SYRVFCH09	03/14/2023	03/14/2024	18	47,236	2581.63		1,039		736		922			(303)					
S&P 500 Index Option PTP		N/A	Equity/Index	AEL 85LNZLR1WR9SYRVFCH09	03/14/2023	03/14/2024	841	3,297,806	3919.29		167,697		118,785		274,301			(48,912)					
Franklin Global Trends Index		N/A	Equity/Index	AEL 85LNZLR1WR9SYRVFCH09	03/15/2023	03/15/2024	346	82,328	238.11		1,943		1,376		1,813			(567)					
S&P 500 Dividend Aristocrats Daily Risk Control 5% Index		N/A	Equity/Index	AEL 85LNZLR1WR9SYRVFCH09	03/17/2023	03/15/2024	599	1,060,162	1768.61		22,581		15,995		35,121			(6,586)					
S&P 500 Dividend Aristocrats Daily Risk Control 5% Index		N/A	Equity/Index	AEL 85LNZLR1WR9SYRVFCH09	03/15/2023	03/15/2024	581	1,029,563	1772.96		22,136		15,679		32,258			(6,456)					
S&P 500 Dividend Aristocrats Daily Risk Control 5% Index		N/A	Equity/Index	AEL 85LNZLR1WR9SYRVFCH09	03/16/2023	03/15/2024	1,035	1,838,729	1777.12		39,349		27,872		54,548			(11,477)					
S&P 500 Dividend Aristocrats Daily Risk Control 5% Index		N/A	Equity/Index	AEL 85LNZLR1WR9SYRVFCH09	03/15/2022	03/15/2024	238	429,883	1806.2	15,734		5,572		8,379				(3,933)					
S&P 500 Dividend Aristocrats Daily Risk Control 5% Index		N/A	Equity/Index	AEL 85LNZLR1WR9SYRVFCH09	03/16/2022	03/15/2024	104	187,853	1810.74	6,894		2,442		3,407				(1,724)					
S&P 500 Dividend Aristocrats Daily Risk Control 5% Index		N/A	Equity/Index	AEL 85LNZLR1WR9SYRVFCH09	03/17/2022	03/15/2024	24	44,232	1816.45	1,610		570		731				(403)					
Invesco Dynamic Growth Index		N/A	Equity/Index	AEL 85LNZLR1WR9SYRVFCH09	03/16/2023	03/15/2024	51	131,837	2582.98		2,914		2,064		2,541			(850)					
Invesco Dynamic Growth Index		N/A	Equity/Index	AEL 85LNZLR1WR9SYRVFCH09	03/15/2023	03/15/2024	55	142,985	2587.54		3,174		2,248		2,624			(926)					
Invesco Dynamic Growth Index		N/A	Equity/Index	AEL 85LNZLR1WR9SYRVFCH09	03/17/2023	03/15/2024	119	309,426	2593.69		6,838		4,844		5,308			(1,995)					

E06.39

STATEMENT AS OF JUNE 30, 2023 OF THE EAGLE LIFE INSURANCE COMPANY

SCHEDULE DB - PART A - SECTION 1

Showing all Options, Caps, Floors, Collars, Swaps and Forwards Open as of Current Statement Date

1	2	3	4	5	6	7	8	9	10	11	12	13	14	15	16	17	18	19	20	21	22	23	
Description	Description of Item(s) Hedged, Used for Income Generation or Replicated	Schedule/ Exhibit Identifier	Type(s) of Risk(s) (a)	Exchange, Counterparty or Central Clearinghouse	Trade Date	Date of Maturity or Expiration	Number of Contracts	Notional Amount	Strike Price, Rate or Index Received (Paid)	Cumulative Prior Year(s) Initial Cost of Un-discounted Premium (Received) Paid	Current Year Initial Cost of Un-discounted Premium (Received) Paid	Current Year Income	Book/ Adjusted Carrying Value	Code	Fair Value	Unrealized Valuation Increase/ (Decrease)	Total Foreign Exchange Change in B./A.C.V.	Current Year's (Amortization)/ Accretion	Adjustment to Carrying Value of Hedged Item	Potential Exposure	Credit Quality of Reference Entity	Hedge Effectiveness at Inception and at Quarter-end (b)	
SPXDSUN Index Option		N/A	Equity/Index	AEL 85LNZLR1WR9SYRVFCH09	03/15/2023	03/15/2024	127	394,990	3117.49		14,543		10,301		23,419			(4,242)					
PTPT		N/A	Equity/Index	AEL 85LNZLR1WR9SYRVFCH09	03/15/2023	03/15/2024	1,874	7,292,588	3891.93		326,271		231,108		511,327			(95,162)					
S&P 500 Index Option		N/A	Equity/Index	AEL 85LNZLR1WR9SYRVFCH09	03/17/2023	03/15/2024	1,037	4,063,120	3916.64		178,703		126,581		270,954			(52,122)					
PTPT		N/A	Equity/Index	AEL 85LNZLR1WR9SYRVFCH09	03/16/2023	03/15/2024	1,018	4,031,540	3960.28		152,701		108,163		228,891			(44,538)					
S&P 500 Index Option		N/A	Equity/Index	AEL 85LNZLR1WR9SYRVFCH09	03/16/2022	03/15/2024	63	273,611	4357.86		23,184		8,211		18,024			(5,796)					
PTPT		N/A	Equity/Index	AEL 85LNZLR1WR9SYRVFCH09	03/17/2023	03/17/2024	2	5,880	3916.64		115		82		283			(34)					
S&P 500 Dividend Aristocrats Daily Risk Control 5% Index		N/A	Equity/Index	AEL 85LNZLR1WR9SYRVFCH09	03/17/2023	03/18/2024	1,344	2,377,118	1768.61		51,108		36,202		78,946			(14,907)					
S&P 500 Dividend Aristocrats Daily Risk Control 5% Index		N/A	Equity/Index	AEL 85LNZLR1WR9SYRVFCH09	03/18/2022	03/18/2024	18	33,344	1818.06	1,217			431		540			(304)					
SPXDSUN Index Option		N/A	Equity/Index	AEL 85LNZLR1WR9SYRVFCH09	03/17/2023	03/18/2024	6	17,419	3110.66		632		448		1,030			(184)					
PTPT		N/A	Equity/Index	AEL 85LNZLR1WR9SYRVFCH09	03/17/2023	03/18/2024	953	3,733,216	3916.64		157,042		111,238		251,535			(45,804)					
S&P 500 Dividend Aristocrats Daily Risk Control 5% Index		N/A	Equity/Index	AEL 85LNZLR1WR9SYRVFCH09	03/17/2023	03/19/2024	455	804,906	1768.61		17,466		12,372		26,754			(5,094)					
PTPT		N/A	Equity/Index	AEL 85LNZLR1WR9SYRVFCH09	03/17/2023	03/19/2024	96	297,719	3110.66		12,646		8,957		19,931			(3,688)					
S&P 500 Index Option		N/A	Equity/Index	AEL 85LNZLR1WR9SYRVFCH09	03/17/2023	03/19/2024	1,312	5,137,988	3916.64		328,962		233,015		563,389			(95,947)					
PTPT		N/A	Equity/Index	AEL 85LNZLR1WR9SYRVFCH09	03/20/2023	03/20/2024	229	54,740	239.1		1,292		915		1,085			(377)					
Franklin Global Trends Index		N/A	Equity/Index	AEL 85LNZLR1WR9SYRVFCH09	03/20/2023	03/20/2024	42	74,845	1776.33		1,602		1,135		2,255			(467)					
S&P 500 Dividend Aristocrats Daily Risk Control 5% Index		N/A	Equity/Index	AEL 85LNZLR1WR9SYRVFCH09	03/20/2023	03/20/2024	61	157,124	2592.33		3,472		2,460		2,757			(1,013)					
Invesco Dynamic Growth Index		N/A	Equity/Index	AEL 85LNZLR1WR9SYRVFCH09	03/20/2023	03/20/2024	1,266	5,001,183	3951.57		297,221		210,531		468,466			(86,689)					
S&P 500 Index Option		N/A	Equity/Index	AEL 85LNZLR1WR9SYRVFCH09	03/20/2023	03/20/2024	999	1,778,681	1779.74		38,064		26,962		51,269			(11,102)					
PTPT		N/A	Equity/Index	AEL 85LNZLR1WR9SYRVFCH09	03/21/2023	03/21/2024	182	330,630	1819.07	12,167			4,309		5,298			(3,042)					
S&P 500 Dividend Aristocrats Daily Risk Control 5% Index		N/A	Equity/Index	AEL 85LNZLR1WR9SYRVFCH09	03/21/2022	03/21/2024	122	314,939	2587.11		6,960		4,930		5,857			(2,030)					
Invesco Dynamic Growth Index		N/A	Equity/Index	AEL 85LNZLR1WR9SYRVFCH09	03/21/2023	03/21/2024	15	46,019	3131.85		1,901		1,346		2,647			(554)					
SPXDSUN Index Option		N/A	Equity/Index	AEL 85LNZLR1WR9SYRVFCH09	03/21/2023	03/21/2024	1,239	4,960,176	4002.87		298,854		211,688		441,286			(87,166)					
PTPT		N/A	Equity/Index	AEL 85LNZLR1WR9SYRVFCH09	03/21/2023	03/21/2024																	

E06.40

STATEMENT AS OF JUNE 30, 2023 OF THE EAGLE LIFE INSURANCE COMPANY

SCHEDULE DB - PART A - SECTION 1

Showing all Options, Caps, Floors, Collars, Swaps and Forwards Open as of Current Statement Date

1	2	3	4	5	6	7	8	9	10	11	12	13	14	15	16	17	18	19	20	21	22	23	
Description	Description of Item(s) Hedged, Used for Income Generation or Replicated	Schedule/ Exhibit Identifier	Type(s) of Risk(s) (a)	Exchange, Counterparty or Central Clearinghouse	Trade Date	Date of Maturity or Expiration	Number of Contracts	Notional Amount	Strike Price, Rate or Index Received (Paid)	Cumulative Prior Year(s) Initial Cost of Un-discounted Premium (Received) Paid	Current Year Initial Cost of Un-discounted Premium (Received) Paid	Current Year Income	Book/ Adjusted Carrying Value	Code	Fair Value	Unrealized Valuation Increase/ (Decrease)	Total Foreign Exchange Change in B./A.C.V.	Current Year's (Amortization)/ Accretion	Adjustment to Carrying Value of Hedged Item	Potential Exposure	Credit Quality of Reference Entity	Hedge Effectiveness at Inception and at Quarter-end (b)	
Franklin Global Trends Index		N/A	Equity/Index	AEL 85LNZLR1WR9SYRVFCH09	03/22/2023	03/22/2024	350	84,149	240.17		1,978		1,401		1,475			(577)					
Franklin Global Trends Index		N/A	Equity/Index	AEL 85LNZLR1WR9SYRVFCH09	03/24/2023	03/22/2024	1,035	248,822	240.51		5,847		4,142		4,184			(1,705)					
S&P 500 Dividend Aristocrats Daily Risk Control 5% Index		N/A	Equity/Index	AEL 85LNZLR1WR9SYRVFCH09	03/23/2023	03/22/2024	812	1,435,085	1767.34		30,424		21,550		48,583			(8,874)					
S&P 500 Dividend Aristocrats Daily Risk Control 5% Index		N/A	Equity/Index	AEL 85LNZLR1WR9SYRVFCH09	03/22/2023	03/22/2024	460	815,047	1770.16		17,361		12,297		26,634			(5,063)					
S&P 500 Dividend Aristocrats Daily Risk Control 5% Index		N/A	Equity/Index	AEL 85LNZLR1WR9SYRVFCH09	03/24/2023	03/22/2024	938	1,663,084	1773.59		35,091		24,856		52,018			(10,235)					
S&P 500 Dividend Aristocrats Daily Risk Control 5% Index		N/A	Equity/Index	AEL 85LNZLR1WR9SYRVFCH09	03/23/2022	03/22/2024	167	303,608	1816.91		11,082		3,925		5,051			(2,770)					
S&P 500 Dividend Aristocrats Daily Risk Control 5% Index		N/A	Equity/Index	AEL 85LNZLR1WR9SYRVFCH09	03/24/2022	03/22/2024	39	70,325	1821.69		2,518		892		1,081			(629)					
S&P 500 Dividend Aristocrats Daily Risk Control 5% Index		N/A	Equity/Index	AEL 85LNZLR1WR9SYRVFCH09	03/22/2022	03/22/2024	16	28,631	1821.81		1,056		374		439			(264)					
Invesco Dynamic Growth Index		N/A	Equity/Index	AEL 85LNZLR1WR9SYRVFCH09	03/22/2023	03/22/2024	134	346,795	2589.91		7,629		5,404		6,267			(2,225)					
Invesco Dynamic Growth Index		N/A	Equity/Index	AEL 85LNZLR1WR9SYRVFCH09	03/23/2023	03/22/2024	147	381,153	2598.65		8,385		5,940		6,258			(2,446)					
Invesco Dynamic Growth Index		N/A	Equity/Index	AEL 85LNZLR1WR9SYRVFCH09	03/24/2023	03/22/2024	648	1,688,148	2603.87		37,308		26,427		26,138			(10,882)					
SPXDSUN Index Option		N/A	Equity/Index	AEL 85LNZLR1WR9SYRVFCH09	03/22/2023	03/22/2024	141	440,572	3115.41		17,891		12,673		27,388			(5,218)					
SPXDSUN Index Option		N/A	Equity/Index	AEL 85LNZLR1WR9SYRVFCH09	03/24/2023	03/22/2024	65	202,717	3122.28		7,764		5,500		12,262			(2,265)					
S&P 500 Indx Opt		N/A	Equity/Index	AEL 85LNZLR1WR9SYRVFCH09	03/22/2023	03/22/2024	1,577	6,209,491	3936.97		319,846		226,557		515,578			(93,288)					
MOPTPT		N/A	Equity/Index	AEL 85LNZLR1WR9SYRVFCH09	03/23/2023	03/22/2024	1,835	7,243,992	3948.72		328,534		232,712		505,011			(95,822)					
S&P 500 Index Option		N/A	Equity/Index	AEL 85LNZLR1WR9SYRVFCH09	03/24/2023	03/22/2024	959	3,806,372	3970.99		138,306		97,967		206,557			(40,339)					
S&P 500 Index Option		N/A	Equity/Index	AEL 85LNZLR1WR9SYRVFCH09	03/23/2022	03/22/2024	79	353,518	4456.24		14,063		4,981		13,843			(3,516)					
S&P 500 Dividend Aristocrats Daily Risk Control 5% Index		N/A	Equity/Index	AEL 85LNZLR1WR9SYRVFCH09	03/24/2023	03/25/2024	812	1,439,841	1773.59		30,525		21,622		45,159			(8,903)					
S&P 500 Dividend Aristocrats Daily Risk Control 5% Index		N/A	Equity/Index	AEL 85LNZLR1WR9SYRVFCH09	03/25/2022	03/25/2024	27	50,198	1827.21		1,812		642		707			(453)					

E06.41

STATEMENT AS OF JUNE 30, 2023 OF THE EAGLE LIFE INSURANCE COMPANY

SCHEDULE DB - PART A - SECTION 1

Showing all Options, Caps, Floors, Collars, Swaps and Forwards Open as of Current Statement Date

1	2	3	4	5	6	7	8	9	10	11	12	13	14	15	16	17	18	19	20	21	22	23	
Description	Description of Item(s) Hedged, Used for Income Generation or Replicated	Schedule/ Exhibit Identifier	Type(s) of Risk(s) (a)	Exchange, Counterparty or Central Clearinghouse	Trade Date	Date of Maturity or Expiration	Number of Contracts	Notional Amount	Strike Price, Rate or Index Received (Paid)	Cumulative Prior Year(s) Initial Cost of Un-discounted Premium (Received) Paid	Current Year Initial Cost of Un-discounted Premium (Received) Paid	Current Year Income	Book/ Adjusted Carrying Value	Code	Fair Value	Unrealized Valuation Increase/ (Decrease)	Total Foreign Exchange Change in B./A.C.V.	Current Year's (Amortization)/ Accretion	Adjustment to Carrying Value of Hedged Item	Potential Exposure	Credit Quality of Reference Entity	Hedge Effectiveness at Inception and at Quarter-end (b)	
S&P 500 Index Option PTPT		N/A	Equity/Index	AEL 85LNZLR1WR9SYRVFCH09	03/24/2023	03/25/2024	1,352	5,369,951	3970.99		266,590		188,834		418,023			(77,755)					
S&P 500 Dividend Aristocrats Daily Risk Control 5% Index		N/A	Equity/Index	AEL 85LNZLR1WR9SYRVFCH09	03/24/2023	03/26/2024	724	1,284,726	1773.59		27,365		19,383		40,330			(7,981)					
SPXDSUN Index Option PTPT		N/A	Equity/Index	AEL 85LNZLR1WR9SYRVFCH09	03/24/2023	03/26/2024	41	127,705	3122.28		5,265		3,729		8,220			(1,536)					
S&P 500 Index Option PTPT		N/A	Equity/Index	AEL 85LNZLR1WR9SYRVFCH09	03/24/2023	03/26/2024	1,074	4,264,347	3970.99		232,827		164,919		368,678			(67,908)					
S&P 500 Dividend Aristocrats Daily Risk Control 5% Index		N/A	Equity/Index	AEL 85LNZLR1WR9SYRVFCH09	03/27/2023	03/27/2024	360	640,582	1777.16		13,837		9,801		19,220			(4,036)					
S&P 500 Index Option PTPT		N/A	Equity/Index	AEL 85LNZLR1WR9SYRVFCH09	03/27/2023	03/27/2024	740	2,945,269	3977.53		189,814		134,452		297,297			(55,362)					
UST 3.50% 02/15/23		N/A	Equity/Index	AEL 85LNZLR1WR9SYRVFCH09	03/29/2023	03/28/2024	265	25,994	98		20,000		14,167		304			(5,833)					
Total Return Options Franklin Global Trends Index		N/A	Equity/Index	AEL 85LNZLR1WR9SYRVFCH09	03/28/2023	03/28/2024	1,081	258,801	239.43		6,082		4,308		5,001			(1,774)					
Franklin Global Trends Index		N/A	Equity/Index	AEL 85LNZLR1WR9SYRVFCH09	03/29/2023	03/28/2024	376	90,081	239.88		2,117		1,499		1,652			(617)					
S&P 500 Dividend Aristocrats Daily Risk Control 5% Index		N/A	Equity/Index	AEL 85LNZLR1WR9SYRVFCH09	03/28/2023	03/28/2024	332	591,284	1779.42		12,772		9,047		17,239			(3,725)					
S&P 500 Dividend Aristocrats Daily Risk Control 5% Index		N/A	Equity/Index	AEL 85LNZLR1WR9SYRVFCH09	03/29/2023	03/28/2024	732	1,306,204	1784.72		28,606		20,262		35,471			(8,343)					
S&P 500 Dividend Aristocrats Daily Risk Control 5% Index		N/A	Equity/Index	AEL 85LNZLR1WR9SYRVFCH09	03/30/2023	03/28/2024	856	1,528,706	1786.54		32,103		22,740		40,493			(9,363)					
S&P 500 Dividend Aristocrats Daily Risk Control 5% Index		N/A	Equity/Index	AEL 85LNZLR1WR9SYRVFCH09	03/31/2023	03/28/2024	666	1,195,203	1794.75		25,577		18,117		28,210			(7,460)					
S&P 500 Dividend Aristocrats Daily Risk Control 5% Index		N/A	Equity/Index	AEL 85LNZLR1WR9SYRVFCH09	03/31/2022	03/28/2024	9	16,393	1826.43	584			207		236			(146)					
S&P 500 Dividend Aristocrats Daily Risk Control 5% Index		N/A	Equity/Index	AEL 85LNZLR1WR9SYRVFCH09	03/28/2022	03/28/2024	20	36,375	1828.37	1,240			439		506			(310)					
S&P 500 Dividend Aristocrats Daily Risk Control 5% Index		N/A	Equity/Index	AEL 85LNZLR1WR9SYRVFCH09	03/30/2022	03/28/2024	345	632,876	1833.94	22,467			7,957		7,992			(5,617)					
S&P 500 Dividend Aristocrats Daily Risk Control 5% Index		N/A	Equity/Index	AEL 85LNZLR1WR9SYRVFCH09	03/29/2022	03/28/2024	714	1,309,609	1834.78	46,098			16,326		16,294			(11,525)					
Invesco Dynamic Growth Index		N/A	Equity/Index	AEL 85LNZLR1WR9SYRVFCH09	03/28/2023	03/28/2024	249	645,707	2591.44		14,270		10,108		11,581			(4,162)					

E06.42

STATEMENT AS OF JUNE 30, 2023 OF THE EAGLE LIFE INSURANCE COMPANY

SCHEDULE DB - PART A - SECTION 1

Showing all Options, Caps, Floors, Collars, Swaps and Forwards Open as of Current Statement Date

1	2	3	4	5	6	7	8	9	10	11	12	13	14	15	16	17	18	19	20	21	22	23	
Description	Description of Item(s) Hedged, Used for Income Generation or Replicated	Schedule/ Exhibit Identifier	Type(s) of Risk(s) (a)	Exchange, Counterparty or Central Clearinghouse	Trade Date	Date of Maturity or Expiration	Number of Contracts	Notional Amount	Strike Price, Rate or Index Received (Paid)	Cumulative Prior Year(s) Initial Cost of Un-discounted Premium (Received) Paid	Current Year Initial Cost of Un-discounted Premium (Received) Paid	Current Year Income	Book/ Adjusted Carrying Value	Code	Fair Value	Unrealized Valuation Increase/ (Decrease)	Total Foreign Exchange Change in B./A.C.V.	Current Year's (Amortization)/ Accretion	Adjustment to Carrying Value of Hedged Item	Potential Exposure	Credit Quality of Reference Entity	Hedge Effectiveness at Inception and at Quarter-end (b)	
Invesco Dynamic Growth Index		N/A	Equity/Index	AEL 85LNZLR1WR9SYRVFCH09	03/29/2023	03/28/2024	45	116,590	2595.02		2,565		1,817		2,012			(748)					
Invesco Dynamic Growth Index		N/A	Equity/Index	AEL 85LNZLR1WR9SYRVFCH09	03/31/2023	03/28/2024	348	908,000	2606.34		19,976		14,150		13,817			(5,826)					
SPXDSUN Index Option		N/A	Equity/Index	AEL 85LNZLR1WR9SYRVFCH09	03/28/2023	03/28/2024	84	262,936	3134.25		10,876		7,704		15,518			(3,172)					
SPXDSUN Index Option		N/A	Equity/Index	AEL 85LNZLR1WR9SYRVFCH09	03/29/2023	03/28/2024	111	350,320	3144.02		14,018		9,929		19,129			(4,088)					
SPXDSUN Index Option		N/A	Equity/Index	AEL 85LNZLR1WR9SYRVFCH09	03/30/2023	03/28/2024	6	19,731	3147.65		809		573		1,065			(236)					
S&P 500 Index Option		N/A	Equity/Index	AEL 85LNZLR1WR9SYRVFCH09	03/31/2023	03/28/2024	13	41,516	3162.56		1,681		1,191		2,069			(490)					
S&P 500 Index Option		N/A	Equity/Index	AEL 85LNZLR1WR9SYRVFCH09	03/28/2023	03/28/2024	922	3,660,203	3971.27		215,337		152,531		339,387			(62,807)					
S&P 500 Index Option		N/A	Equity/Index	AEL 85LNZLR1WR9SYRVFCH09	03/29/2023	03/28/2024	2,841	11,444,350	4027.81		584,548		414,055		845,346			(170,493)					
S&P 500 Index Option		N/A	Equity/Index	AEL 85LNZLR1WR9SYRVFCH09	03/30/2023	03/28/2024	1,420	5,752,429	4050.83		253,359		179,463		359,163			(73,896)					
S&P 500 Index Option		N/A	Equity/Index	AEL 85LNZLR1WR9SYRVFCH09	03/31/2023	03/28/2024	1,219	5,008,196	4109.31		169,747		120,238		225,140			(49,510)					
S&P 500 Index Option		N/A	Equity/Index	AEL 85LNZLR1WR9SYRVFCH09	03/30/2022	03/28/2024	34	156,764	4602.45	7,101			2,515		5,171			(1,775)					
S&P 500 Dividend Aristocrats Daily Risk Control 5% Index		N/A	Equity/Index	AEL 85LNZLR1WR9SYRVFCH09	03/31/2023	04/01/2024	614	1,101,120	1794.75		23,454		16,613		26,128			(6,841)					
S&P Digital		N/A	Equity/Index	AEL 85LNZLR1WR9SYRVFCH09	03/31/2023	04/01/2024	981	4,032,029	4109.31		180,290		127,705		245,990			(52,584)					
S&P 500 Dividend Aristocrats Daily Risk Control 5% Index		N/A	Equity/Index	AEL 85LNZLR1WR9SYRVFCH09	03/31/2023	04/02/2024	350	628,681	1794.75		13,454		9,530		14,938			(3,924)					
SPXDSUN Index Option		N/A	Equity/Index	AEL 85LNZLR1WR9SYRVFCH09	03/31/2023	04/02/2024	12	37,483	3162.56		1,635		1,158		2,011			(477)					
S&P 500 Indx Opt		N/A	Equity/Index	AEL 85LNZLR1WR9SYRVFCH09	03/31/2023	04/02/2024	946	3,887,910	4109.31		218,602		154,843		306,584			(63,759)					
S&P 500 Dividend Aristocrats Daily Risk Control 5% Index		N/A	Equity/Index	AEL 85LNZLR1WR9SYRVFCH09	04/03/2023	04/03/2024	324	581,919	1796.26		12,337		9,767		13,549			(2,570)					
Invesco Dynamic Growth Index		N/A	Equity/Index	AEL 85LNZLR1WR9SYRVFCH09	04/03/2023	04/03/2024	68	176,694	2617.2		3,887		3,077		2,401			(810)					
S&P 500 Index Option		N/A	Equity/Index	AEL 85LNZLR1WR9SYRVFCH09	04/03/2023	04/03/2024	961	3,963,920	4124.51		244,462		193,532		334,450			(50,929)					
S&P 500 Dividend Aristocrats Daily Risk Control 5% Index		N/A	Equity/Index	AEL 85LNZLR1WR9SYRVFCH09	04/04/2023	04/04/2024	253	452,186	1790.31		9,948		7,876		11,465			(2,073)					
S&P 500 Dividend Aristocrats Daily Risk Control 5% Index		N/A	Equity/Index	AEL 85LNZLR1WR9SYRVFCH09	04/04/2022	04/04/2024	36	66,114	1830.4	2,268			898		903			(567)					
Invesco Dynamic Growth Index		N/A	Equity/Index	AEL 85LNZLR1WR9SYRVFCH09	04/04/2023	04/04/2024	80	209,082	2622.24		4,621		3,658		2,684			(963)					
S&P 500 Index Option		N/A	Equity/Index	AEL 85LNZLR1WR9SYRVFCH09	04/04/2023	04/04/2024	1,303	5,343,219	4100.6		263,214		208,378		361,512			(54,836)					

E06.43

STATEMENT AS OF JUNE 30, 2023 OF THE EAGLE LIFE INSURANCE COMPANY

SCHEDULE DB - PART A - SECTION 1

Showing all Options, Caps, Floors, Collars, Swaps and Forwards Open as of Current Statement Date

1	2	3	4	5	6	7	8	9	10	11	12	13	14	15	16	17	18	19	20	21	22	23	
Description	Description of Item(s) Hedged, Used for Income Generation or Replicated	Schedule/ Exhibit Identifier	Type(s) of Risk(s) (a)	Exchange, Counterparty or Central Clearinghouse	Trade Date	Date of Maturity or Expiration	Number of Contracts	Notional Amount	Strike Price, Rate or Index Received (Paid)	Cumulative Prior Year(s) Initial Cost of Un-discounted Premium (Received) Paid	Current Year Initial Cost of Un-discounted Premium (Received) Paid	Current Year Income	Book/ Adjusted Carrying Value	Code	Fair Value	Unrealized Valuation Increase/ (Decrease)	Total Foreign Exchange Change in B./A.C.V.	Current Year's (Amortization)/ Accretion	Adjustment to Carrying Value of Hedged Item	Potential Exposure	Credit Quality of Reference Entity	Hedge Effectiveness at Inception and at Quarter-end (b)	
Franklin Global Trends Index		N/A	Equity/Index	AEL 85LNZLR1WR9SYRVFCH09	04/05/2023	04/05/2024	49	11,971	242.53		283		224		161			(59)					
S&P 500 Dividend Aristocrats Daily Risk Control 5% Index		N/A	Equity/Index	AEL 85LNZLR1WR9SYRVFCH09	04/06/2023	04/05/2024	1,535	2,747,475	1790.02		59,071		46,764		70,026			(12,306)					
S&P 500 Dividend Aristocrats Daily Risk Control 5% Index		N/A	Equity/Index	AEL 85LNZLR1WR9SYRVFCH09	04/05/2023	04/05/2024	753	1,347,731	1790.43		28,976		22,940		34,156			(6,037)					
S&P 500 Dividend Aristocrats Daily Risk Control 5% Index		N/A	Equity/Index	AEL 85LNZLR1WR9SYRVFCH09	04/06/2022	04/05/2024	96	176,682	1831.99		6,308		2,497		2,353			(1,577)					
S&P 500 Dividend Aristocrats Daily Risk Control 5% Index		N/A	Equity/Index	AEL 85LNZLR1WR9SYRVFCH09	04/07/2022	04/05/2024	18	33,954	1836.09		1,161		460		421			(290)					
Invesco Dynamic Growth Index		N/A	Equity/Index	AEL 85LNZLR1WR9SYRVFCH09	04/05/2023	04/05/2024	33	85,408	2627.99		1,888		1,494		1,026			(393)					
Invesco Dynamic Growth Index		N/A	Equity/Index	AEL 85LNZLR1WR9SYRVFCH09	04/06/2023	04/05/2024	102	268,372	2628.13		5,931		4,695		3,219			(1,236)					
SPXDSUN Index Option		N/A	Equity/Index	AEL 85LNZLR1WR9SYRVFCH09	04/06/2023	04/05/2024	1	2,157	3156.84		86		68		113			(18)					
SPXDSUN Index Option		N/A	Equity/Index	AEL 85LNZLR1WR9SYRVFCH09	04/05/2023	04/05/2024	126	397,232	3157.13		15,790		12,501		21,034			(3,290)					
S&P 500 Index Opt		N/A	Equity/Index	AEL 85LNZLR1WR9SYRVFCH09	04/05/2023	04/05/2024	2,448	10,014,624	4090.38		471,218		373,048		648,853			(98,170)					
MOPTPT		N/A	Equity/Index	AEL 85LNZLR1WR9SYRVFCH09	04/06/2023	04/05/2024	1,685	6,915,496	4105.02		258,584		204,712		345,792			(53,872)					
S&P 500 Index Option		N/A	Equity/Index	AEL 85LNZLR1WR9SYRVFCH09	04/06/2022	04/05/2024	34	152,649	4481.15		5,892		2,332		5,828			(1,473)					
S&P 500 Dividend Aristocrats Daily Risk Control 5% Index		N/A	Equity/Index	AEL 85LNZLR1WR9SYRVFCH09	04/06/2023	04/08/2024	343	613,663	1790.02		13,194		10,445		15,697			(2,749)					
S&P 500 Dividend Aristocrats Daily Risk Control 5% Index		N/A	Equity/Index	AEL 85LNZLR1WR9SYRVFCH09	04/08/2022	04/08/2024	69	126,414	1837.75		4,336		1,716		1,535			(1,084)					
S&P 500 Index Option		N/A	Equity/Index	AEL 85LNZLR1WR9SYRVFCH09	04/06/2023	04/08/2024	837	3,435,517	4105.02		196,966		155,932		277,448			(41,035)					
S&P 500 Dividend Aristocrats Daily Risk Control 5% Index		N/A	Equity/Index	AEL 85LNZLR1WR9SYRVFCH09	04/06/2023	04/09/2024	475	849,427	1790.02		18,263		14,458		21,753			(3,805)					
SPXDSUN Index Option		N/A	Equity/Index	AEL 85LNZLR1WR9SYRVFCH09	04/06/2023	04/09/2024	12	38,057	3156.84		1,671		1,323		2,177			(348)					
S&P 500 Index Option		N/A	Equity/Index	AEL 85LNZLR1WR9SYRVFCH09	04/06/2023	04/09/2024	1,728	7,092,451	4105.02		300,927		238,234		409,492			(62,693)					
Franklin Global Trends Index		N/A	Equity/Index	AEL 85LNZLR1WR9SYRVFCH09	04/10/2023	04/10/2024	1,658	400,508	241.56		9,412		7,451		6,146			(1,961)					
S&P 500 Dividend Aristocrats Daily Risk Control 5% Index		N/A	Equity/Index	AEL 85LNZLR1WR9SYRVFCH09	04/10/2023	04/10/2024	92	164,194	1791.89		3,547		2,808		4,103			(739)					

E06.44

STATEMENT AS OF JUNE 30, 2023 OF THE EAGLE LIFE INSURANCE COMPANY

SCHEDULE DB - PART A - SECTION 1

Showing all Options, Caps, Floors, Collars, Swaps and Forwards Open as of Current Statement Date

1	2	3	4	5	6	7	8	9	10	11	12	13	14	15	16	17	18	19	20	21	22	23	
Description	Description of Item(s) Hedged, Used for Income Generation or Replicated	Schedule/ Exhibit Identifier	Type(s) of Risk(s) (a)	Exchange, Counterparty or Central Clearinghouse	Trade Date	Date of Maturity or Expiration	Number of Contracts	Notional Amount	Strike Price, Rate or Index Received (Paid)	Cumulative Prior Year(s) Initial Cost of Un-discounted Premium (Received) Paid	Current Year Initial Cost of Un-discounted Premium (Received) Paid	Current Year Income	Book/ Adjusted Carrying Value	Code	Fair Value	Unrealized Valuation Increase/ (Decrease)	Total Foreign Exchange Change in B./A.C.V.	Current Year's (Amortization)/ Accretion	Adjustment to Carrying Value of Hedged Item	Potential Exposure	Credit Quality of Reference Entity	Hedge Effectiveness at Inception and at Quarter-end (b)	
Invesco Dynamic Growth Index		N/A	Equity/Index	AEL 85LNZLR1WR9SYRVFCH09	04/10/2023	04/10/2024	260	680,525	2617.65		14,972		11,852		9,323			(3,119)					
SPXDSUN Index Option		N/A	Equity/Index	AEL 85LNZLR1WR9SYRVFCH09	04/10/2023	04/10/2024	83	261,725	3161.87		11,568		9,158		14,631			(2,410)					
S&P 500 Index Option		N/A	Equity/Index	AEL 85LNZLR1WR9SYRVFCH09	04/10/2023	04/10/2024	748	3,071,920	4109.11		172,759		136,768		235,271			(35,992)					
Franklin Global Trends Index		N/A	Equity/Index	AEL 85LNZLR1WR9SYRVFCH09	04/11/2023	04/11/2024	709	171,369	241.75		4,027		3,188		2,574			(839)					
S&P 500 Dividend Aristocrats Daily Risk Control 5% Index		N/A	Equity/Index	AEL 85LNZLR1WR9SYRVFCH09	04/11/2023	04/11/2024	586	1,051,224	1794.7		22,601		17,893		25,289			(4,709)					
S&P 500 Dividend Aristocrats Daily Risk Control 5% Index		N/A	Equity/Index	AEL 85LNZLR1WR9SYRVFCH09	04/11/2023	04/11/2024	50	92,150	1831.7		3,170		1,255		1,251			(792)					
Invesco Dynamic Growth Index		N/A	Equity/Index	AEL 85LNZLR1WR9SYRVFCH09	04/11/2023	04/11/2024	79	206,757	2616.69		4,549		3,601		2,869			(948)					
SPXDSUN Index Option		N/A	Equity/Index	AEL 85LNZLR1WR9SYRVFCH09	04/11/2023	04/11/2024	8	23,764	3167.25		1,050		832		1,296			(219)					
S&P 500 Index Option		N/A	Equity/Index	AEL 85LNZLR1WR9SYRVFCH09	04/11/2023	04/11/2024	1,370	5,627,245	4108.94		296,597		234,806		399,955			(61,791)					
Franklin Global Trends Index		N/A	Equity/Index	AEL 85LNZLR1WR9SYRVFCH09	04/13/2023	04/12/2024	912	221,265	242.56		5,200		4,116		3,010			(1,083)					
S&P 500 Dividend Aristocrats Daily Risk Control 5% Index		N/A	Equity/Index	AEL 85LNZLR1WR9SYRVFCH09	04/12/2023	04/12/2024	797	1,429,656	1792.81		31,024		24,560		35,358			(6,463)					
S&P 500 Dividend Aristocrats Daily Risk Control 5% Index		N/A	Equity/Index	AEL 85LNZLR1WR9SYRVFCH09	04/14/2023	04/12/2024	590	1,058,047	1793.22		22,960		18,176		26,019			(4,783)					
S&P 500 Dividend Aristocrats Daily Risk Control 5% Index		N/A	Equity/Index	AEL 85LNZLR1WR9SYRVFCH09	04/13/2023	04/12/2024	635	1,141,178	1796.09		24,649		19,514		26,956			(5,135)					
S&P 500 Dividend Aristocrats Daily Risk Control 5% Index		N/A	Equity/Index	AEL 85LNZLR1WR9SYRVFCH09	04/12/2022	04/12/2024	166	304,499	1831.08		10,657		4,219		4,187			(2,664)					
S&P 500 Dividend Aristocrats Daily Risk Control 5% Index		N/A	Equity/Index	AEL 85LNZLR1WR9SYRVFCH09	04/13/2022	04/12/2024	70	127,768	1834.52		4,302		1,703		1,657			(1,075)					
Invesco Dynamic Growth Index		N/A	Equity/Index	AEL 85LNZLR1WR9SYRVFCH09	04/14/2023	04/12/2024	20	52,735	2615.46		1,160		918		744			(242)					
Invesco Dynamic Growth Index		N/A	Equity/Index	AEL 85LNZLR1WR9SYRVFCH09	04/12/2023	04/12/2024	55	145,173	2619.3		3,194		2,528		1,959			(665)					
Invesco Dynamic Growth Index		N/A	Equity/Index	AEL 85LNZLR1WR9SYRVFCH09	04/13/2023	04/12/2024	235	616,731	2623.1		13,568		10,741		7,965			(2,827)					
SPXDSUN Index Option		N/A	Equity/Index	AEL 85LNZLR1WR9SYRVFCH09	04/12/2023	04/12/2024	68	215,099	3164.35		8,236		6,521		10,473			(1,716)					
S&P 500 Index Option		N/A	Equity/Index	AEL 85LNZLR1WR9SYRVFCH09	04/12/2023	04/12/2024	1,647	6,740,900	4091.95		354,419		280,582		488,231			(73,837)					
S&P 500 Index Option		N/A	Equity/Index	AEL 85LNZLR1WR9SYRVFCH09	04/14/2023	04/12/2024	913	3,776,140	4137.64		139,243		110,234		179,231			(29,009)					

E06.45

STATEMENT AS OF JUNE 30, 2023 OF THE EAGLE LIFE INSURANCE COMPANY

SCHEDULE DB - PART A - SECTION 1

Showing all Options, Caps, Floors, Collars, Swaps and Forwards Open as of Current Statement Date

1	2	3	4	5	6	7	8	9	10	11	12	13	14	15	16	17	18	19	20	21	22	23	
Description	Description of Item(s) Hedged, Used for Income Generation or Replicated	Schedule/ Exhibit Identifier	Type(s) of Risk(s) (a)	Exchange, Counterparty or Central Clearinghouse	Trade Date	Date of Maturity or Expiration	Number of Contracts	Notional Amount	Strike Price, Rate or Index Received (Paid)	Cumulative Prior Year(s) Initial Cost of Un-discounted Premium (Received) Paid	Current Year Initial Cost of Un-discounted Premium (Received) Paid	Current Year Income	Book/ Adjusted Carrying Value	Code	Fair Value	Unrealized Valuation Increase/ (Decrease)	Total Foreign Exchange Change in B./A.C.V.	Current Year's (Amortization)/ Accretion	Adjustment to Carrying Value of Hedged Item	Potential Exposure	Credit Quality of Reference Entity	Hedge Effectiveness at Inception and at Quarter-end (b)	
S&P 500 Index Option PTPT		N/A	Equity/Index	AEL 85LNZLR1WR9SYRVFCH09	04/13/2023	04/12/2024	1,155	4,789,072	4146.22		203,872		161,399		266,457			(42,473)					
S&P 500 Index Option PTPT		N/A	Equity/Index	AEL 85LNZLR1WR9SYRVFCH09	04/13/2022	04/12/2024	78	345,619	4446.59	24,514			9,703		17,391			(6,128)					
S&P 500 Dividend Aristocrats Daily Risk Control 5% Index		N/A	Equity/Index	AEL 85LNZLR1WR9SYRVFCH09	04/14/2023	04/15/2024	470	843,080	1793.22		18,295		14,483		20,810			(3,811)					
SPXDSUN Index Option PTPT		N/A	Equity/Index	AEL 85LNZLR1WR9SYRVFCH09	04/14/2023	04/15/2024	5	15,761	3165.95		653		517		810			(136)					
S&P 500 Index Option PTPT		N/A	Equity/Index	AEL 85LNZLR1WR9SYRVFCH09	04/14/2023	04/15/2024	1,148	4,749,538	4137.64		233,864		185,142		314,514			(48,722)					
S&P 500 Dividend Aristocrats Daily Risk Control 5% Index		N/A	Equity/Index	AEL 85LNZLR1WR9SYRVFCH09	04/14/2023	04/16/2024	574	1,028,640	1793.22		22,424		17,753		25,422			(4,672)					
S&P 500 Index Option PTPT		N/A	Equity/Index	AEL 85LNZLR1WR9SYRVFCH09	04/14/2023	04/16/2024	881	3,643,265	4137.64		194,459		153,947		263,247			(40,512)					
S&P 500 Dividend Aristocrats Daily Risk Control 5% Index		N/A	Equity/Index	AEL 85LNZLR1WR9SYRVFCH09	04/17/2023	04/17/2024	1,370	2,461,688	1796.91		53,172		42,095		57,859			(11,078)					
Invesco Dynamic Growth Index		N/A	Equity/Index	AEL 85LNZLR1WR9SYRVFCH09	04/17/2023	04/17/2024	388	1,013,495	2610.81		22,297		17,652		15,189			(4,645)					
S&P 500 Index Option PTPT		N/A	Equity/Index	AEL 85LNZLR1WR9SYRVFCH09	04/17/2023	04/17/2024	969	4,022,101	4151.32		246,217		194,922		328,218			(51,295)					
Franklin Global Trends Index		N/A	Equity/Index	AEL 85LNZLR1WR9SYRVFCH09	04/18/2023	04/18/2024	226	54,480	241.18		1,280		1,014		889			(267)					
S&P 500 Dividend Aristocrats Daily Risk Control 5% Index		N/A	Equity/Index	AEL 85LNZLR1WR9SYRVFCH09	04/18/2023	04/18/2024	524	941,813	1797.48		20,396		16,147		21,988			(4,249)					
Invesco Dynamic Growth Index		N/A	Equity/Index	AEL 85LNZLR1WR9SYRVFCH09	04/18/2023	04/18/2024	264	688,419	2612.42		15,145		11,990		10,153			(3,155)					
S&P 500 Index Option PTPT		N/A	Equity/Index	AEL 85LNZLR1WR9SYRVFCH09	04/18/2023	04/18/2024	1,319	5,479,515	4154.87		317,235		251,144		414,565			(66,091)					
Franklin Global Trends Index		N/A	Equity/Index	AEL 85LNZLR1WR9SYRVFCH09	04/19/2023	04/19/2024	27	6,608	240.64		155		123		115			(32)					
S&P 500 Dividend Aristocrats Daily Risk Control 5% Index		N/A	Equity/Index	AEL 85LNZLR1WR9SYRVFCH09	04/19/2023	04/19/2024	362	651,709	1798.54		14,272		11,299		15,009			(2,973)					
S&P 500 Dividend Aristocrats Daily Risk Control 5% Index		N/A	Equity/Index	AEL 85LNZLR1WR9SYRVFCH09	04/20/2023	04/19/2024	306	550,385	1798.86		11,833		9,368		12,618			(2,465)					
S&P 500 Dividend Aristocrats Daily Risk Control 5% Index		N/A	Equity/Index	AEL 85LNZLR1WR9SYRVFCH09	04/21/2023	04/19/2024	510	917,107	1799.42		19,718		15,610		20,860			(4,108)					
S&P 500 Dividend Aristocrats Daily Risk Control 5% Index		N/A	Equity/Index	AEL 85LNZLR1WR9SYRVFCH09	04/19/2022	04/19/2024	90	165,130	1838.01	5,713			2,262		2,051			(1,428)					

E06.46

STATEMENT AS OF JUNE 30, 2023 OF THE EAGLE LIFE INSURANCE COMPANY

SCHEDULE DB - PART A - SECTION 1

Showing all Options, Caps, Floors, Collars, Swaps and Forwards Open as of Current Statement Date

1	2	3	4	5	6	7	8	9	10	11	12	13	14	15	16	17	18	19	20	21	22	23	
Description	Description of Item(s) Hedged, Used for Income Generation or Replicated	Schedule/ Exhibit Identifier	Type(s) of Risk(s) (a)	Exchange, Counterparty or Central Clearinghouse	Trade Date	Date of Maturity or Expiration	Number of Contracts	Notional Amount	Strike Price, Rate or Index Received (Paid)	Cumulative Prior Year(s) Initial Cost of Un-discounted Premium (Received) Paid	Current Year Initial Cost of Un-discounted Premium (Received) Paid	Current Year Income	Book/ Adjusted Carrying Value	Code	Fair Value	Unrealized Valuation Increase/ (Decrease)	Total Foreign Exchange Change in B./A.C.V.	Current Year's (Amortization)/ Accretion	Adjustment to Carrying Value of Hedged Item	Potential Exposure	Credit Quality of Reference Entity	Hedge Effectiveness at Inception and at Quarter-end (b)	
S&P 500 Dividend Aristocrats Daily Risk Control 5% Index		N/A	Equity/Index	AEL 85LNZLR1WR9SYRVFCH09	04/21/2022	04/19/2024	48	88,103	1841.92	2,855			1,130		1,023			(714)					
S&P 500 Dividend Aristocrats Daily Risk Control 5% Index		N/A	Equity/Index	AEL 85LNZLR1WR9SYRVFCH09	04/20/2022	04/19/2024	237	437,750	1845.92	15,015			5,943		4,735			(3,754)					
Invesco Dynamic Growth Index		N/A	Equity/Index	AEL 85LNZLR1WR9SYRVFCH09	04/19/2023	04/19/2024	237	619,062	2608.1		13,619		10,782		9,592			(2,837)					
Invesco Dynamic Growth Index		N/A	Equity/Index	AEL 85LNZLR1WR9SYRVFCH09	04/21/2023	04/19/2024	98	255,440	2610.84		5,620		4,449		3,840			(1,171)					
Invesco Dynamic Growth Index		N/A	Equity/Index	AEL 85LNZLR1WR9SYRVFCH09	04/20/2023	04/19/2024	111	289,819	2612.26		6,376		5,048		4,289			(1,328)					
SPXDSUN Index Option PTPT		N/A	Equity/Index	AEL 85LNZLR1WR9SYRVFCH09	04/19/2023	04/19/2024	134	425,383	3177.52		17,130		13,561		19,891			(3,569)					
SPXDSUN Index Option PTPT		N/A	Equity/Index	AEL 85LNZLR1WR9SYRVFCH09	04/20/2023	04/19/2024	10	31,934	3178.51		1,439		1,139		1,676			(300)					
SPXDSUN Index Option PTPT		N/A	Equity/Index	AEL 85LNZLR1WR9SYRVFCH09	04/21/2023	04/19/2024	11	33,530	3179.94		1,281		1,014		1,488			(267)					
S&P 500 Index Option PTPT		N/A	Equity/Index	AEL 85LNZLR1WR9SYRVFCH09	04/20/2023	04/19/2024	1,131	4,669,907	4129.79		203,237		160,896		264,494			(42,341)					
S&P 500 Index Option PTPT		N/A	Equity/Index	AEL 85LNZLR1WR9SYRVFCH09	04/21/2023	04/19/2024	1,195	4,940,471	4133.52		221,637		175,462		284,265			(46,174)					
S&P 500 Index Option PTPT		N/A	Equity/Index	AEL 85LNZLR1WR9SYRVFCH09	04/19/2023	04/19/2024	1,623	6,742,784	4154.52		327,496		259,268		420,730			(68,228)					
S&P 500 Index Option PTPT		N/A	Equity/Index	AEL 85LNZLR1WR9SYRVFCH09	04/20/2022	04/19/2024	88	391,424	4459.45		35,499		14,052		21,836			(8,875)					
S&P 500 Dividend Aristocrats Daily Risk Control 5% Index		N/A	Equity/Index	AEL 85LNZLR1WR9SYRVFCH09	04/21/2023	04/22/2024	405	728,023	1799.42		15,652		12,392		16,626			(3,261)					
S&P 500 Dividend Aristocrats Daily Risk Control 5% Index		N/A	Equity/Index	AEL 85LNZLR1WR9SYRVFCH09	04/22/2022	04/22/2024	179	327,375	1826.07		11,131		4,406		4,995			(2,783)					
SPXDSUN Index Option PTPT		N/A	Equity/Index	AEL 85LNZLR1WR9SYRVFCH09	04/21/2023	04/22/2024	9	27,124	3179.94		1,131		895		1,317			(236)					
S&P 500 Index Option PTPT		N/A	Equity/Index	AEL 85LNZLR1WR9SYRVFCH09	04/21/2023	04/22/2024	603	2,493,247	4133.52		134,833		106,743		183,218			(28,090)					
S&P 500 Dividend Aristocrats Daily Risk Control 5% Index		N/A	Equity/Index	AEL 85LNZLR1WR9SYRVFCH09	04/21/2023	04/23/2024	609	1,095,867	1799.42		23,561		18,653		25,061			(4,909)					
S&P 500 Index Option PTPT		N/A	Equity/Index	AEL 85LNZLR1WR9SYRVFCH09	04/21/2023	04/23/2024	806	3,332,584	4133.52		188,844		149,501		258,120			(39,342)					
S&P 500 Dividend Aristocrats Daily Risk Control 5% Index		N/A	Equity/Index	AEL 85LNZLR1WR9SYRVFCH09	04/24/2023	04/24/2024	704	1,268,119	1802.23		27,518		21,785		27,903			(5,733)					
SPXDSUN Index Option PTPT		N/A	Equity/Index	AEL 85LNZLR1WR9SYRVFCH09	04/24/2023	04/24/2024	4	13,178	3186.21		549		434		622			(114)					
S&P 500 Index Option PTPT		N/A	Equity/Index	AEL 85LNZLR1WR9SYRVFCH09	04/24/2023	04/24/2024	1,215	5,028,410	4137.04		319,986		253,322		426,072			(66,664)					

E06.47

STATEMENT AS OF JUNE 30, 2023 OF THE EAGLE LIFE INSURANCE COMPANY

SCHEDULE DB - PART A - SECTION 1

Showing all Options, Caps, Floors, Collars, Swaps and Forwards Open as of Current Statement Date

1	2	3	4	5	6	7	8	9	10	11	12	13	14	15	16	17	18	19	20	21	22	23	
Description	Description of Item(s) Hedged, Used for Income Generation or Replicated	Schedule/ Exhibit Identifier	Type(s) of Risk(s) (a)	Exchange, Counterparty or Central Clearinghouse	Trade Date	Date of Maturity or Expiration	Number of Contracts	Notional Amount	Strike Price, Rate or Index Received (Paid)	Cumulative Prior Year(s) Initial Cost of Un-discounted Premium (Received) Paid	Current Year Initial Cost of Un-discounted Premium (Received) Paid	Current Year Income	Book/ Adjusted Carrying Value	Code	Fair Value	Unrealized Valuation Increase/ (Decrease)	Total Foreign Exchange Change in B./A.C.V.	Current Year's (Amortization)/ Accretion	Adjustment to Carrying Value of Hedged Item	Potential Exposure	Credit Quality of Reference Entity	Hedge Effectiveness at Inception and at Quarter-end (b)	
Franklin Global Trends Index		N/A	Equity/Index	AEL 85LNZLR1WR9SYRVFCH09	04/25/2023	04/25/2024	695	168,087	241.76		3,950		3,127		2,593			(823)					
S&P 500 Dividend Aristocrats Daily Risk Control 5% Index		N/A	Equity/Index	AEL 85LNZLR1WR9SYRVFCH09	04/25/2023	04/25/2024	616	1,107,072	1796		24,142		19,113		26,626			(5,030)					
S&P 500 Dividend Aristocrats Daily Risk Control 5% Index		N/A	Equity/Index	AEL 85LNZLR1WR9SYRVFCH09	04/25/2022	04/25/2024	278	507,534	1826.74	16,952			6,710		7,707			(4,238)					
Invesco Dynamic Growth Index		N/A	Equity/Index	AEL 85LNZLR1WR9SYRVFCH09	04/25/2023	04/25/2024	319	836,841	2620.68		18,411		14,575		11,394			(3,836)					
SPXDSUN Index Option PTP		N/A	Equity/Index	AEL 85LNZLR1WR9SYRVFCH09	04/25/2023	04/25/2024	10	32,631	3175.64		1,284		1,016		1,635			(267)					
S&P 500 Index Option PTP		N/A	Equity/Index	AEL 85LNZLR1WR9SYRVFCH09	04/25/2023	04/25/2024	1,143	4,654,780	4071.63		286,155		226,539		406,870			(59,616)					
Franklin Global Trends Index		N/A	Equity/Index	AEL 85LNZLR1WR9SYRVFCH09	04/26/2023	04/26/2024	1,253	302,248	241.13		7,103		5,623		5,035			(1,480)					
Franklin Global Trends Index		N/A	Equity/Index	AEL 85LNZLR1WR9SYRVFCH09	04/27/2022	04/26/2024	807	203,023	251.69	6,903			2,732		764			(1,726)					
S&P 500 Dividend Aristocrats Daily Risk Control 5% Index		N/A	Equity/Index	AEL 85LNZLR1WR9SYRVFCH09	04/26/2023	04/26/2024	909	1,625,631	1788.15		35,276		27,927		43,536			(7,349)					
S&P 500 Dividend Aristocrats Daily Risk Control 5% Index		N/A	Equity/Index	AEL 85LNZLR1WR9SYRVFCH09	04/27/2023	04/26/2024	603	1,086,812	1800.95		23,584		18,671		24,420			(4,913)					
S&P 500 Dividend Aristocrats Daily Risk Control 5% Index		N/A	Equity/Index	AEL 85LNZLR1WR9SYRVFCH09	04/28/2023	04/26/2024	696	1,257,005	1806.11		27,492		21,764		26,228			(5,727)					
S&P 500 Dividend Aristocrats Daily Risk Control 5% Index		N/A	Equity/Index	AEL 85LNZLR1WR9SYRVFCH09	04/26/2022	04/26/2024	102	184,475	1816.49	6,272			2,483		3,297			(1,568)					
S&P 500 Dividend Aristocrats Daily Risk Control 5% Index		N/A	Equity/Index	AEL 85LNZLR1WR9SYRVFCH09	04/27/2022	04/26/2024	171	311,288	1819.48	10,117			4,005		5,313			(2,529)					
Invesco Dynamic Growth Index		N/A	Equity/Index	AEL 85LNZLR1WR9SYRVFCH09	04/26/2023	04/26/2024	247	645,280	2612.2		14,196		11,239		9,671			(2,958)					
Invesco Dynamic Growth Index		N/A	Equity/Index	AEL 85LNZLR1WR9SYRVFCH09	04/27/2023	04/26/2024	286	747,413	2613.42		16,443		13,017		11,054			(3,426)					
Invesco Dynamic Growth Index		N/A	Equity/Index	AEL 85LNZLR1WR9SYRVFCH09	04/28/2023	04/26/2024	421	1,103,290	2623.18		24,272		19,216		14,631			(5,057)					
Invesco Dynamic Growth Index		N/A	Equity/Index	AEL 85LNZLR1WR9SYRVFCH09	04/27/2022	04/26/2024	148	395,998	2675.666	12,553			4,969		2,758			(3,138)					
SPXDSUN Index Option PTP		N/A	Equity/Index	AEL 85LNZLR1WR9SYRVFCH09	04/26/2023	04/26/2024	107	337,453	3162.19		13,183		10,437		17,464			(2,747)					
S&P 500 Index Option PTP		N/A	Equity/Index	AEL 85LNZLR1WR9SYRVFCH09	04/26/2023	04/26/2024	1,749	7,094,107	4055.99		364,349		288,443		511,312			(75,906)					
S&P 500 Index Option PTP		N/A	Equity/Index	AEL 85LNZLR1WR9SYRVFCH09	04/27/2023	04/26/2024	932	3,852,787	4135.35		162,173		128,387		210,703			(33,786)					
S&P 500 Index Option PTP		N/A	Equity/Index	AEL 85LNZLR1WR9SYRVFCH09	04/28/2023	04/26/2024	1,071	4,465,031	4169.48		179,504		142,107		225,850			(37,937)					

E06.48

STATEMENT AS OF JUNE 30, 2023 OF THE EAGLE LIFE INSURANCE COMPANY

SCHEDULE DB - PART A - SECTION 1

Showing all Options, Caps, Floors, Collars, Swaps and Forwards Open as of Current Statement Date

1	2	3	4	5	6	7	8	9	10	11	12	13	14	15	16	17	18	19	20	21	22	23	
Description	Description of Item(s) Hedged, Used for Income Generation or Replicated	Schedule/ Exhibit Identifier	Type(s) of Risk(s) (a)	Exchange, Counterparty or Central Clearinghouse	Trade Date	Date of Maturity or Expiration	Number of Contracts	Notional Amount	Strike Price, Rate or Index Received (Paid)	Cumulative Prior Year(s) Initial Cost of Un-discounted Premium (Received) Paid	Current Year Initial Cost of Un-discounted Premium (Received) Paid	Current Year Income	Book/ Adjusted Carrying Value	Code	Fair Value	Unrealized Valuation Increase/ (Decrease)	Total Foreign Exchange Change in B./A.C.V.	Current Year's (Amortization)/ Accretion	Adjustment to Carrying Value of Hedged Item	Potential Exposure	Credit Quality of Reference Entity	Hedge Effectiveness at Inception and at Quarter-end (b)	
S&P 500 Index Option PTPT		N/A	Equity/Index	AEL 85LNZLR1WR9SYRVFCH09	04/27/2022	04/26/2024	40	166,728	4183.96	6,369			2,521		8,437			(1,592)					
Franklin Global Trends Index		N/A	Equity/Index	AEL 85LNZLR1WR9SYRVFCH09	04/29/2022	04/29/2024	6,397	1,602,659	250.54	54,490			21,569		7,365			(13,623)					
S&P 500 Dividend Aristocrats Daily Risk Control 5% Index		N/A	Equity/Index	AEL 85LNZLR1WR9SYRVFCH09	04/28/2023	04/29/2024	605	1,091,978	1806.11		23,924		18,940		22,886			(4,984)					
S&P 500 Dividend Aristocrats Daily Risk Control 5% Index		N/A	Equity/Index	AEL 85LNZLR1WR9SYRVFCH09	04/29/2022	04/29/2024	189	341,976	1806.84	10,955			4,337		7,092			(2,739)					
Invesco Dynamic Growth Index		N/A	Equity/Index	AEL 85LNZLR1WR9SYRVFCH09	04/29/2022	04/29/2024	987	2,638,960	2672.621	83,655			33,113		19,303			(20,914)					
SPXDSUN Index Option PTPT		N/A	Equity/Index	AEL 85LNZLR1WR9SYRVFCH09	04/28/2023	04/29/2024	28	90,583	3194.81		3,621		2,867		3,995			(754)					
S&P 500 Index Option PTPT		N/A	Equity/Index	AEL 85LNZLR1WR9SYRVFCH09	04/28/2023	04/29/2024	464	1,935,084	4169.48		101,985		80,738		134,191			(21,247)					
S&P 500 Dividend Aristocrats Daily Risk Control 5% Index		N/A	Equity/Index	AEL 85LNZLR1WR9SYRVFCH09	04/28/2023	04/30/2024	254	458,638	1806.11		10,067		7,970		9,626			(2,097)					
S&P 500 Index Option PTPT		N/A	Equity/Index	AEL 85LNZLR1WR9SYRVFCH09	04/28/2023	04/30/2024	781	3,257,651	4169.48		148,232		117,351		191,492			(30,882)					
Franklin Global Trends Index		N/A	Equity/Index	AEL 85LNZLR1WR9SYRVFCH09	05/01/2023	05/01/2024	299	71,979	240.43		1,692		1,480		1,311			(211)					
S&P 500 Dividend Aristocrats Daily Risk Control 5% Index		N/A	Equity/Index	AEL 85LNZLR1WR9SYRVFCH09	05/01/2023	05/01/2024	267	482,133	1807		10,462		9,155		10,005			(1,308)					
Invesco Dynamic Growth Index		N/A	Equity/Index	AEL 85LNZLR1WR9SYRVFCH09	05/01/2023	05/01/2024	10	25,163	2615.55		554		484		367			(69)					
SPXDSUN Index Option PTPT		N/A	Equity/Index	AEL 85LNZLR1WR9SYRVFCH09	05/01/2023	05/01/2024	6	19,034	3197.71		733		641		790			(92)					
S&P 500 Index Option PTPT		N/A	Equity/Index	AEL 85LNZLR1WR9SYRVFCH09	05/01/2023	05/01/2024	1,099	4,581,550	4167.87		302,571		264,749		398,058			(37,821)					
Franklin Global Trends Index		N/A	Equity/Index	AEL 85LNZLR1WR9SYRVFCH09	05/02/2022	05/02/2024	6,414	1,600,000	249.47	54,400			23,800		8,795			(13,600)					
S&P 500 Dividend Aristocrats Daily Risk Control 5% Index		N/A	Equity/Index	AEL 85LNZLR1WR9SYRVFCH09	05/02/2023	05/02/2024	179	321,463	1800.72		7,020		6,143		7,306			(878)					
Invesco Dynamic Growth Index		N/A	Equity/Index	AEL 85LNZLR1WR9SYRVFCH09	05/02/2023	05/02/2024	167	436,900	2615.07		9,612		8,410		6,411			(1,201)					
Invesco Dynamic Growth Index		N/A	Equity/Index	AEL 85LNZLR1WR9SYRVFCH09	05/02/2022	05/02/2024	982	2,625,000	2672.381	83,213			36,405		19,744			(20,803)					
SPXDSUN Index Option PTPT		N/A	Equity/Index	AEL 85LNZLR1WR9SYRVFCH09	05/02/2023	05/02/2024	7	21,431	3187.04		909		795		1,070			(114)					
S&P 500 Index Option PTPT		N/A	Equity/Index	AEL 85LNZLR1WR9SYRVFCH09	05/02/2023	05/02/2024	1,197	4,931,824	4119.58		278,150		243,382		369,844			(34,769)					
Franklin Global Trends Index		N/A	Equity/Index	AEL 85LNZLR1WR9SYRVFCH09	05/05/2023	05/03/2024	487	117,827	241.88		2,769		2,423		1,820			(346)					
Franklin Global Trends Index		N/A	Equity/Index	AEL 85LNZLR1WR9SYRVFCH09	05/03/2023	05/03/2024	1,079	261,290	242.17		6,140		5,373		3,898			(768)					

STATEMENT AS OF JUNE 30, 2023 OF THE EAGLE LIFE INSURANCE COMPANY

SCHEDULE DB - PART A - SECTION 1

Showing all Options, Caps, Floors, Collars, Swaps and Forwards Open as of Current Statement Date

1	2	3	4	5	6	7	8	9	10	11	12	13	14	15	16	17	18	19	20	21	22	23	
Description	Description of Item(s) Hedged, Used for Income Generation or Replicated	Schedule/ Exhibit Identifier	Type(s) of Risk(s) (a)	Exchange, Counterparty or Central Clearinghouse	Trade Date	Date of Maturity or Expiration	Number of Contracts	Notional Amount	Strike Price, Rate or Index Received (Paid)	Cumulative Prior Year(s) Initial Cost of Un-discounted Premium (Received) Paid	Current Year Initial Cost of Un-discounted Premium (Received) Paid	Current Year Income	Book/ Adjusted Carrying Value	Code	Fair Value	Unrealized Valuation Increase/ (Decrease)	Total Foreign Exchange Change in B./A.C.V.	Current Year's (Amortization)/ Accretion	Adjustment to Carrying Value of Hedged Item	Potential Exposure	Credit Quality of Reference Entity	Hedge Effectiveness at Inception and at Quarter-end (b)	
Franklin Global Trends Index		N/A	Equity/Index	AEL 85LNZLR1WR9SYRVFCH09	.05/04/2022	.05/03/2024	391	98,176	251.07	3,328			1,456		422			(832)					
S&P 500 Dividend Aristocrats Daily Risk Control 5% Index		N/A	Equity/Index	AEL 85LNZLR1WR9SYRVFCH09	.05/04/2023	.05/03/2024	457	819,096	1794.06		17,611		15,409		20,429			(2,201)					
S&P 500 Dividend Aristocrats Daily Risk Control 5% Index		N/A	Equity/Index	AEL 85LNZLR1WR9SYRVFCH09	.05/03/2023	.05/03/2024	1,409	2,533,268	1797.96		54,465		47,657		59,902			(6,808)					
S&P 500 Dividend Aristocrats Daily Risk Control 5% Index		N/A	Equity/Index	AEL 85LNZLR1WR9SYRVFCH09	.05/05/2023	.05/03/2024	487	877,013	1801.13		18,943		16,576		19,843			(2,368)					
S&P 500 Dividend Aristocrats Daily Risk Control 5% Index		N/A	Equity/Index	AEL 85LNZLR1WR9SYRVFCH09	.05/03/2022	.05/03/2024	91	164,828	1807.52	5,340			2,336		3,405			(1,335)					
S&P 500 Dividend Aristocrats Daily Risk Control 5% Index		N/A	Equity/Index	AEL 85LNZLR1WR9SYRVFCH09	.05/05/2022	.05/03/2024	52	93,938	1809.26	2,997			1,311		1,892			(749)					
S&P 500 Dividend Aristocrats Daily Risk Control 5% Index		N/A	Equity/Index	AEL 85LNZLR1WR9SYRVFCH09	.05/04/2022	.05/03/2024	494	900,390	1821.05	29,443			12,881		15,189			(7,361)					
Invesco Dynamic Growth Index		N/A	Equity/Index	AEL 85LNZLR1WR9SYRVFCH09	.05/03/2023	.05/03/2024	209	545,763	2613.78		12,007		10,506		8,135			(1,501)					
Invesco Dynamic Growth Index		N/A	Equity/Index	AEL 85LNZLR1WR9SYRVFCH09	.05/04/2023	.05/03/2024	56	145,824	2615.77		3,223		2,820		2,127			(403)					
Invesco Dynamic Growth Index		N/A	Equity/Index	AEL 85LNZLR1WR9SYRVFCH09	.05/05/2023	.05/03/2024	328	859,866	2617.92		18,917		16,552		12,250			(2,365)					
Invesco Dynamic Growth Index		N/A	Equity/Index	AEL 85LNZLR1WR9SYRVFCH09	.05/04/2022	.05/03/2024	152	409,019	2698.866	12,925			5,655		2,130			(3,231)					
SPXDSUN Index Option PTPT		N/A	Equity/Index	AEL 85LNZLR1WR9SYRVFCH09	.05/04/2023	.05/03/2024	12	37,633	3176.12		1,544		1,351		1,994			(193)					
SPXDSUN Index Option PTPT		N/A	Equity/Index	AEL 85LNZLR1WR9SYRVFCH09	.05/03/2023	.05/03/2024	113	359,751	3182.59		14,545		12,727		17,564			(1,818)					
S&P 500 Index Option PTPT		N/A	Equity/Index	AEL 85LNZLR1WR9SYRVFCH09	.05/04/2023	.05/03/2024	1,083	4,399,766	4061.22		199,591		174,642		276,886			(24,949)					
S&P Digital		N/A	Equity/Index	AEL 85LNZLR1WR9SYRVFCH09	.05/03/2023	.05/03/2024	1,531	6,261,334	4090.75		286,571		250,750		392,930			(35,821)					
S&P 500 Index Option PTPT		N/A	Equity/Index	AEL 85LNZLR1WR9SYRVFCH09	.05/05/2023	.05/03/2024	823	3,404,089	4136.25		130,961		114,591		168,821			(16,370)					
S&P 500 Index Option PTPT		N/A	Equity/Index	AEL 85LNZLR1WR9SYRVFCH09	.05/04/2022	.05/03/2024	54	230,307	4300.17	18,694			8,179		16,090			(4,674)					
S&P 500 Dividend Aristocrats Daily Risk Control 5% Index		N/A	Equity/Index	AEL 85LNZLR1WR9SYRVFCH09	.05/05/2023	.05/06/2024	119	213,664	1801.13		4,615		4,038		4,854			(577)					
S&P 500 Dividend Aristocrats Daily Risk Control 5% Index		N/A	Equity/Index	AEL 85LNZLR1WR9SYRVFCH09	.05/06/2022	.05/06/2024	43	77,990	1808.1	2,503			1,095		1,605			(626)					
SPXDSUN Index Option PTPT		N/A	Equity/Index	AEL 85LNZLR1WR9SYRVFCH09	.05/05/2023	.05/06/2024	7	22,568	3189.09		909		796		1,083			(114)					

E06:50

STATEMENT AS OF JUNE 30, 2023 OF THE EAGLE LIFE INSURANCE COMPANY

SCHEDULE DB - PART A - SECTION 1

Showing all Options, Caps, Floors, Collars, Swaps and Forwards Open as of Current Statement Date

1	2	3	4	5	6	7	8	9	10	11	12	13	14	15	16	17	18	19	20	21	22	23	
Description	Description of Item(s) Hedged, Used for Income Generation or Replicated	Schedule/ Exhibit Identifier	Type(s) of Risk(s) (a)	Exchange, Counterparty or Central Clearinghouse	Trade Date	Date of Maturity or Expiration	Number of Contracts	Notional Amount	Strike Price, Rate or Index Received (Paid)	Cumulative Prior Year(s) Initial Cost of Un-discounted Premium (Received) Paid	Current Year Initial Cost of Un-discounted Premium (Received) Paid	Current Year Income	Book/ Adjusted Carrying Value	Code	Fair Value	Unrealized Valuation Increase/ (Decrease)	Total Foreign Exchange Change in B./A.C.V.	Current Year's (Amortization)/ Accretion	Adjustment to Carrying Value of Hedged Item	Potential Exposure	Credit Quality of Reference Entity	Hedge Effectiveness at Inception and at Quarter-end (b)	
S&P 500 Index Option PTPT		N/A	Equity/Index	AEL 85LNZLR1WR9SYRVFCH09	05/05/2023	05/06/2024	511	2,114,596	4136.25		82,450		72,144		108,416			(10,306)					
S&P 500 Dividend Aristocrats Daily Risk Control 5% Index		N/A	Equity/Index	AEL 85LNZLR1WR9SYRVFCH09	05/05/2023	05/07/2024	594	1,069,902	1801.13		23,110		20,221		24,336			(2,889)					
SPXDSUN Index Option PTPT		N/A	Equity/Index	AEL 85LNZLR1WR9SYRVFCH09	05/05/2023	05/07/2024	2	6,370	3189.09		237		207		283			(30)					
S&P 500 Index Option PTPT		N/A	Equity/Index	AEL 85LNZLR1WR9SYRVFCH09	05/05/2023	05/07/2024	745	3,083,102	4136.25		132,264		115,731		176,236			(16,533)					
S&P 500 Dividend Aristocrats Daily Risk Control 5% Index		N/A	Equity/Index	AEL 85LNZLR1WR9SYRVFCH09	05/08/2023	05/08/2024	389	699,131	1799.02		15,171		13,275		16,396			(1,896)					
Invesco Dynamic Growth Index		N/A	Equity/Index	AEL 85LNZLR1WR9SYRVFCH09	05/08/2023	05/08/2024	389	1,014,816	2611.27		22,427		19,624		15,671			(2,803)					
SPXDSUN Index Option PTPT		N/A	Equity/Index	AEL 85LNZLR1WR9SYRVFCH09	05/08/2023	05/08/2024	9	27,903	3186.75		1,136		994		1,364			(142)					
S&P 500 Index Option PTPT		N/A	Equity/Index	AEL 85LNZLR1WR9SYRVFCH09	05/08/2023	05/08/2024	1,178	4,874,076	4138.12		295,539		258,596		400,028			(36,942)					
Franklin Global Trends Index		N/A	Equity/Index	AEL 85LNZLR1WR9SYRVFCH09	05/09/2023	05/09/2024	657	158,419	240.97		3,723		3,257		2,750			(465)					
S&P 500 Dividend Aristocrats Daily Risk Control 5% Index		N/A	Equity/Index	AEL 85LNZLR1WR9SYRVFCH09	05/09/2023	05/09/2024	579	1,039,555	1796.24		22,558		19,739		25,355			(2,820)					
S&P 500 Dividend Aristocrats Daily Risk Control 5% Index		N/A	Equity/Index	AEL 85LNZLR1WR9SYRVFCH09	05/09/2022	05/09/2024	399	719,248	1802.34	23,088			10,101		16,129			(5,772)					
Invesco Dynamic Growth Index		N/A	Equity/Index	AEL 85LNZLR1WR9SYRVFCH09	05/09/2023	05/09/2024	205	535,397	2609.54		11,779		10,306		8,435			(1,472)					
SPXDSUN Index Option PTPT		N/A	Equity/Index	AEL 85LNZLR1WR9SYRVFCH09	05/09/2023	05/09/2024	33	104,144	3182.27		4,239		3,709		5,225			(530)					
S&P 500 Index Option PTPT		N/A	Equity/Index	AEL 85LNZLR1WR9SYRVFCH09	05/09/2023	05/09/2024	1,504	6,195,774	4119.17		354,832		310,478		472,032			(44,354)					
Franklin Global Trends Index		N/A	Equity/Index	AEL 85LNZLR1WR9SYRVFCH09	05/12/2023	05/10/2024	770	185,387	240.7		4,357		3,812		3,324			(545)					
S&P 500 Dividend Aristocrats Daily Risk Control 5% Index		N/A	Equity/Index	AEL 85LNZLR1WR9SYRVFCH09	05/11/2023	05/10/2024	448	804,378	1794.06		17,494		15,307		20,229			(2,187)					
S&P 500 Dividend Aristocrats Daily Risk Control 5% Index		N/A	Equity/Index	AEL 85LNZLR1WR9SYRVFCH09	05/12/2023	05/10/2024	597	1,071,053	1794.89		23,135		20,243		26,636			(2,892)					
S&P 500 Dividend Aristocrats Daily Risk Control 5% Index		N/A	Equity/Index	AEL 85LNZLR1WR9SYRVFCH09	05/10/2023	05/10/2024	727	1,306,066	1796.23		28,864		25,256		31,899			(3,608)					
S&P 500 Dividend Aristocrats Daily Risk Control 5% Index		N/A	Equity/Index	AEL 85LNZLR1WR9SYRVFCH09	05/12/2022	05/10/2024	15	26,117	1798.99	825			361		614			(206)					

E06.51

STATEMENT AS OF JUNE 30, 2023 OF THE EAGLE LIFE INSURANCE COMPANY

SCHEDULE DB - PART A - SECTION 1

Showing all Options, Caps, Floors, Collars, Swaps and Forwards Open as of Current Statement Date

1	2	3	4	5	6	7	8	9	10	11	12	13	14	15	16	17	18	19	20	21	22	23	
Description	Description of Item(s) Hedged, Used for Income Generation or Replicated	Schedule/ Exhibit Identifier	Type(s) of Risk(s) (a)	Exchange, Counterparty or Central Clearinghouse	Trade Date	Date of Maturity or Expiration	Number of Contracts	Notional Amount	Strike Price, Rate or Index Received (Paid)	Cumulative Prior Year(s) Initial Cost of Un-discounted Premium (Received) Paid	Current Year Initial Cost of Un-discounted Premium (Received) Paid	Current Year Income	Book/ Adjusted Carrying Value	Code	Fair Value	Unrealized Valuation Increase/ (Decrease)	Total Foreign Exchange Change in B./A.C.V.	Current Year's (Amortization)/ Accretion	Adjustment to Carrying Value of Hedged Item	Potential Exposure	Credit Quality of Reference Entity	Hedge Effectiveness at Inception and at Quarter-end (b)	
S&P 500 Dividend Aristocrats Daily Risk Control 5% Index		N/A	Equity/Index	AEL 85LNZLR1WR9SYRVFCH09	05/10/2022	05/10/2024	79	141,718	1799.14	4,521			1,978		3,327				(1,130)				
Invesco Dynamic Growth Index		N/A	Equity/Index	AEL 85LNZLR1WR9SYRVFCH09	05/12/2023	05/10/2024	100	262,416	2612.17		5,773		5,052		4,026				(722)				
Invesco Dynamic Growth Index		N/A	Equity/Index	AEL 85LNZLR1WR9SYRVFCH09	05/11/2023	05/10/2024	97	254,812	2618.19		5,631		4,927		3,663				(704)				
Invesco Dynamic Growth Index		N/A	Equity/Index	AEL 85LNZLR1WR9SYRVFCH09	05/10/2023	05/10/2024	53	137,714	2618.8		3,043		2,663		1,967				(380)				
Invesco Dynamic Growth Index		N/A	Equity/Index	AEL 85LNZLR1WR9SYRVFCH09	05/11/2022	05/10/2024	38	101,500	2661.704	3,218			1,408		879				(804)				
Invesco Dynamic Growth Index		N/A	Equity/Index	AEL 85LNZLR1WR9SYRVFCH09	05/10/2022	05/10/2024	605	1,612,247	2665.772	51,108			22,360		13,280				(12,777)				
SPXDSUN Index Option PTPPT		N/A	Equity/Index	AEL 85LNZLR1WR9SYRVFCH09	05/10/2023	05/10/2024	49	157,180	3182.71		6,315		5,526		7,901				(789)				
S&P 500 Index Option PTPPT		N/A	Equity/Index	AEL 85LNZLR1WR9SYRVFCH09	05/11/2022	05/10/2024	47	185,162	3935.18	7,425			3,248		6,011				(1,856)				
S&P 500 Index Option PTPPT		N/A	Equity/Index	AEL 85LNZLR1WR9SYRVFCH09	05/12/2023	05/10/2024	970	3,999,203	4124.08		163,550		143,107		213,352				(20,444)				
S&P 500 Index Option PTPPT		N/A	Equity/Index	AEL 85LNZLR1WR9SYRVFCH09	05/11/2023	05/10/2024	1,079	4,457,220	4130.62		172,731		151,139		225,928				(21,591)				
S&P 500 Indx Opt MOPTPT		N/A	Equity/Index	AEL 85LNZLR1WR9SYRVFCH09	05/10/2023	05/10/2024	1,892	7,826,664	4137.64		370,147		323,879		488,378				(46,268)				
S&P 500 Dividend Aristocrats Daily Risk Control 5% Index		N/A	Equity/Index	AEL 85LNZLR1WR9SYRVFCH09	05/12/2023	05/13/2024	267	479,635	1794.89		10,360		9,065		11,970				(1,295)				
S&P 500 Dividend Aristocrats Daily Risk Control 5% Index		N/A	Equity/Index	AEL 85LNZLR1WR9SYRVFCH09	05/13/2022	05/13/2024	179	322,525	1804.26	10,256			4,487		7,079				(2,564)				
SPXDSUN Index Option PTPPT		N/A	Equity/Index	AEL 85LNZLR1WR9SYRVFCH09	05/12/2023	05/13/2024	8	26,764	3181.26		1,016		889		1,281				(127)				
S&P 500 Index Option PTPPT		N/A	Equity/Index	AEL 85LNZLR1WR9SYRVFCH09	05/12/2023	05/13/2024	534	2,201,481	4124.08		112,552		98,483		157,426				(14,069)				
S&P 500 Dividend Aristocrats Daily Risk Control 5% Index		N/A	Equity/Index	AEL 85LNZLR1WR9SYRVFCH09	05/12/2023	05/14/2024	506	908,527	1794.89		19,624		17,171		22,701				(2,453)				
S&P 500 Index Option PTPPT		N/A	Equity/Index	AEL 85LNZLR1WR9SYRVFCH09	05/12/2023	05/14/2024	587	2,421,517	4124.08		148,654		130,073		212,669				(18,582)				
S&P 500 Dividend Aristocrats Daily Risk Control 5% Index		N/A	Equity/Index	AEL 85LNZLR1WR9SYRVFCH09	05/15/2023	05/15/2024	299	536,983	1794.7		11,688		10,227		13,467				(1,461)				
SPXDSUN Index Option PTPPT		N/A	Equity/Index	AEL 85LNZLR1WR9SYRVFCH09	05/15/2023	05/15/2024	38	121,811	3182.29		5,153		4,509		6,445				(644)				
S&P 500 Index Option PTPPT		N/A	Equity/Index	AEL 85LNZLR1WR9SYRVFCH09	05/15/2023	05/15/2024	650	2,690,338	4136.28		158,972		139,101		222,011				(19,872)				
Franklin Global Trends Index		N/A	Equity/Index	AEL 85LNZLR1WR9SYRVFCH09	05/16/2023	05/16/2024	1,087	260,528	239.73		6,122		5,357		5,248				(765)				

E06.52

STATEMENT AS OF JUNE 30, 2023 OF THE EAGLE LIFE INSURANCE COMPANY

SCHEDULE DB - PART A - SECTION 1

Showing all Options, Caps, Floors, Collars, Swaps and Forwards Open as of Current Statement Date

1	2	3	4	5	6	7	8	9	10	11	12	13	14	15	16	17	18	19	20	21	22	23	
Description	Description of Item(s) Hedged, Used for Income Generation or Replicated	Schedule/ Exhibit Identifier	Type(s) of Risk(s) (a)	Exchange, Counterparty or Central Clearinghouse	Trade Date	Date of Maturity or Expiration	Number of Contracts	Notional Amount	Strike Price, Rate or Index Received (Paid)	Cumulative Prior Year(s) Initial Cost of Un-discounted Premium (Received) Paid	Current Year Initial Cost of Un-discounted Premium (Received) Paid	Current Year Income	Book/ Adjusted Carrying Value	Code	Fair Value	Unrealized Valuation Increase/ (Decrease)	Total Foreign Exchange Change in B./A.C.V.	Current Year's (Amortization)/ Accretion	Adjustment to Carrying Value of Hedged Item	Potential Exposure	Credit Quality of Reference Entity	Hedge Effectiveness at Inception and at Quarter-end (b)	
S&P 500 Dividend Aristocrats Daily Risk Control 5% Index		N/A	Equity/Index	AEL 85LNZLR1WR9SYRVFCH09	05/16/2023	05/16/2024	654	1,169,077	1787.08		25,464		22,281		32,430			(3,183)					
S&P 500 Dividend Aristocrats Daily Risk Control 5% Index		N/A	Equity/Index	AEL 85LNZLR1WR9SYRVFCH09	05/16/2022	05/16/2024	305	551,343	1804.77	17,753			7,767		12,064			(4,438)					
Invesco Dynamic Growth Index		N/A	Equity/Index	AEL 85LNZLR1WR9SYRVFCH09	05/16/2023	05/16/2024	448	1,165,026	2599.12		25,631		22,427		20,667			(3,204)					
Invesco Dynamic Growth Index		N/A	Equity/Index	AEL 85LNZLR1WR9SYRVFCH09	05/16/2022	05/16/2024	293	783,431	2676.655	24,913			10,899		5,719			(6,228)					
S&P 500 Index Option PTPT		N/A	Equity/Index	AEL 85LNZLR1WR9SYRVFCH09	05/16/2023	05/16/2024	1,032	4,242,074	4109.9		259,472		227,038		356,682			(32,434)					
Franklin Global Trends Index		N/A	Equity/Index	AEL 85LNZLR1WR9SYRVFCH09	05/18/2023	05/17/2024	805	193,064	239.73		4,518		3,953		3,895			(565)					
Franklin Global Trends Index		N/A	Equity/Index	AEL 85LNZLR1WR9SYRVFCH09	05/19/2023	05/17/2024	1,694	406,635	240.07		9,515		8,326		7,906			(1,189)					
Franklin Global Trends Index		N/A	Equity/Index	AEL 85LNZLR1WR9SYRVFCH09	05/18/2022	05/17/2024	529	132,157	249.7	4,493			1,966		743			(1,123)					
S&P 500 Dividend Aristocrats Daily Risk Control 5% Index		N/A	Equity/Index	AEL 85LNZLR1WR9SYRVFCH09	05/18/2022	05/17/2024	4	7,813	1791.76	248			109		204			(62)					
S&P 500 Dividend Aristocrats Daily Risk Control 5% Index		N/A	Equity/Index	AEL 85LNZLR1WR9SYRVFCH09	05/17/2023	05/17/2024	771	1,381,893	1791.93		30,263		26,481		36,033			(3,783)					
S&P 500 Dividend Aristocrats Daily Risk Control 5% Index		N/A	Equity/Index	AEL 85LNZLR1WR9SYRVFCH09	05/19/2023	05/17/2024	947	1,697,944	1792.53		36,506		31,943		43,926			(4,563)					
S&P 500 Dividend Aristocrats Daily Risk Control 5% Index		N/A	Equity/Index	AEL 85LNZLR1WR9SYRVFCH09	05/18/2023	05/17/2024	1,095	1,964,086	1793.11		42,424		37,121		50,424			(5,303)					
S&P 500 Dividend Aristocrats Daily Risk Control 5% Index		N/A	Equity/Index	AEL 85LNZLR1WR9SYRVFCH09	05/17/2022	05/17/2024	180	326,536	1810.27	10,612			4,643		6,618			(2,653)					
Invesco Dynamic Growth Index		N/A	Equity/Index	AEL 85LNZLR1WR9SYRVFCH09	05/19/2023	05/17/2024	466	1,207,583	2593.5		26,446		23,140		22,702			(3,306)					
Invesco Dynamic Growth Index		N/A	Equity/Index	AEL 85LNZLR1WR9SYRVFCH09	05/18/2023	05/17/2024	144	372,948	2596.65		8,205		7,179		6,793			(1,026)					
Invesco Dynamic Growth Index		N/A	Equity/Index	AEL 85LNZLR1WR9SYRVFCH09	05/17/2023	05/17/2024	281	729,622	2600.7		16,052		14,045		12,753			(2,006)					
Invesco Dynamic Growth Index		N/A	Equity/Index	AEL 85LNZLR1WR9SYRVFCH09	05/18/2022	05/17/2024	62	166,592	2675.437	5,281			2,310		1,239			(1,320)					
Invesco Dynamic Growth Index		N/A	Equity/Index	AEL 85LNZLR1WR9SYRVFCH09	05/17/2022	05/17/2024	366	979,989	2677.011	31,066			13,591		7,141			(7,766)					
Invesco Dynamic Growth Index		N/A	Equity/Index	AEL 85LNZLR1WR9SYRVFCH09	05/19/2022	05/17/2024	186	498,407	2677.94	15,800			6,912		3,589			(3,950)					
SPXDSUN Index Option PTPT		N/A	Equity/Index	AEL 85LNZLR1WR9SYRVFCH09	05/17/2023	05/17/2024	57	180,990	3178.3		7,701		6,738		9,658			(963)					
SPXDSUN Index Option PTPT		N/A	Equity/Index	AEL 85LNZLR1WR9SYRVFCH09	05/18/2023	05/17/2024	16	52,159	3180.84		2,212		1,935		2,691			(276)					

E06:53

STATEMENT AS OF JUNE 30, 2023 OF THE EAGLE LIFE INSURANCE COMPANY

SCHEDULE DB - PART A - SECTION 1

Showing all Options, Caps, Floors, Collars, Swaps and Forwards Open as of Current Statement Date

1	2	3	4	5	6	7	8	9	10	11	12	13	14	15	16	17	18	19	20	21	22	23
Description	Description of Item(s) Hedged, Used for Income Generation or Replicated	Schedule/ Exhibit Identifier	Type(s) of Risk(s) (a)	Exchange, Counterparty or Central Clearinghouse	Trade Date	Date of Maturity or Expiration	Number of Contracts	Notional Amount	Strike Price, Rate or Index Received (Paid)	Cumulative Prior Year(s) Initial Cost of Un-discounted Premium (Received) Paid	Current Year Initial Cost of Un-discounted Premium (Received) Paid	Current Year Income	Book/ Adjusted Carrying Value	Code	Fair Value	Unrealized Valuation Increase/ (Decrease)	Total Foreign Exchange Change in B./A.C.V.	Current Year's (Amortization)/ Accretion	Adjustment to Carrying Value of Hedged Item	Potential Exposure	Credit Quality of Reference Entity	Hedge Effectiveness at Inception and at Quarter-end (b)
S&P 500 Index Option PTPT		N/A	Equity/Index	AEL 85LNZLR1WR9SYRVFCH09	.05/18/2022	.05/17/2024	75	293,948	3923.68	14,051			6,147		21,234			(3,513)				
S&P 500 Index Option PTPT		N/A	Equity/Index	AEL 85LNZLR1WR9SYRVFCH09	.05/17/2023	.05/17/2024	1,791	7,449,792	4158.77		373,426		326,748		481,184			(46,678)				
S&P 500 Index Option PTPT		N/A	Equity/Index	AEL 85LNZLR1WR9SYRVFCH09	.05/19/2023	.05/17/2024	1,035	4,340,118	4191.98		178,242		155,962		218,512			(22,280)				
S&P 500 Index Option PTPT		N/A	Equity/Index	AEL 85LNZLR1WR9SYRVFCH09	.05/18/2023	.05/17/2024	1,019	4,277,845	4198.05		192,487		168,426		241,641			(24,061)				
S&P 500 Dividend Aristocrats Daily Risk Control 5% Index		N/A	Equity/Index	AEL 85LNZLR1WR9SYRVFCH09	.05/20/2022	.05/20/2024	93	165,842	1789.95	5,290			2,315		4,452			(1,323)				
S&P 500 Dividend Aristocrats Daily Risk Control 5% Index		N/A	Equity/Index	AEL 85LNZLR1WR9SYRVFCH09	.05/19/2023	.05/20/2024	437	782,535	1792.53		16,746		14,653		20,312			(2,093)				
Invesco Dynamic Growth Index		N/A	Equity/Index	AEL 85LNZLR1WR9SYRVFCH09	.05/19/2023	.05/20/2024	131	338,845	2593.5		7,455		6,523		6,394			(932)				
S&P Digital		N/A	Equity/Index	AEL 85LNZLR1WR9SYRVFCH09	.05/19/2023	.05/20/2024	940	3,942,291	4191.98		150,271		131,487		187,679			(18,784)				
S&P 500 Dividend Aristocrats Daily Risk Control 5% Index		N/A	Equity/Index	AEL 85LNZLR1WR9SYRVFCH09	.05/19/2023	.05/21/2024	167	299,608	1792.53		6,442		5,636		7,785			(805)				
SPXDSUN Index Option PTPT		N/A	Equity/Index	AEL 85LNZLR1WR9SYRVFCH09	.05/19/2023	.05/21/2024	43	136,860	3180.28		5,719		5,004		7,153			(715)				
S&P 500 Index Option PTPT		N/A	Equity/Index	AEL 85LNZLR1WR9SYRVFCH09	.05/19/2023	.05/21/2024	598	2,507,429	4191.98		136,492		119,430		178,882			(17,061)				
S&P 500 Dividend Aristocrats Daily Risk Control 5% Index		N/A	Equity/Index	AEL 85LNZLR1WR9SYRVFCH09	.05/22/2023	.05/22/2024	592	1,058,822	1789.14		22,659		19,826		28,782			(2,832)				
Invesco Dynamic Growth Index		N/A	Equity/Index	AEL 85LNZLR1WR9SYRVFCH09	.05/22/2023	.05/22/2024	302	782,098	2587.99		17,206		15,055		15,620			(2,151)				
SPXDSUN Index Option PTPT		N/A	Equity/Index	AEL 85LNZLR1WR9SYRVFCH09	.05/22/2023	.05/22/2024	14	45,881	3175.63		1,858		1,626		2,372			(232)				
S&P 500 Index Option PTPT		N/A	Equity/Index	AEL 85LNZLR1WR9SYRVFCH09	.05/22/2023	.05/22/2024	1,268	5,316,150	4192.63		318,138		278,371		407,522			(39,767)				
Franklin Global Trends Index		N/A	Equity/Index	AEL 85LNZLR1WR9SYRVFCH09	.05/23/2023	.05/23/2024	1,372	328,044	239.15		7,709		6,745		7,097			(964)				
S&P 500 Dividend Aristocrats Daily Risk Control 5% Index		N/A	Equity/Index	AEL 85LNZLR1WR9SYRVFCH09	.05/23/2023	.05/23/2024	451	803,946	1782.85		17,222		15,069		23,688			(2,153)				
Invesco Dynamic Growth Index		N/A	Equity/Index	AEL 85LNZLR1WR9SYRVFCH09	.05/23/2023	.05/23/2024	743	1,917,796	2581.36		42,192		36,918		40,879			(5,274)				
Invesco Dynamic Growth Index		N/A	Equity/Index	AEL 85LNZLR1WR9SYRVFCH09	.05/23/2022	.05/23/2024	788	2,111,257	2678.81	66,927			29,280		15,298			(16,732)				
SPXDSUN Index Option PTPT		N/A	Equity/Index	AEL 85LNZLR1WR9SYRVFCH09	.05/23/2023	.05/23/2024	5	14,694	3164.93		676		592		893			(85)				
S&P 500 Index Option PTPT		N/A	Equity/Index	AEL 85LNZLR1WR9SYRVFCH09	.05/23/2023	.05/23/2024	1,386	5,746,051	4145.58		331,870		290,386		433,181			(41,484)				
Franklin Global Trends Index		N/A	Equity/Index	AEL 85LNZLR1WR9SYRVFCH09	.05/24/2023	.05/24/2024	11	2,678	237.8		63		55		67			(8)				

E06.54

STATEMENT AS OF JUNE 30, 2023 OF THE EAGLE LIFE INSURANCE COMPANY

SCHEDULE DB - PART A - SECTION 1

Showing all Options, Caps, Floors, Collars, Swaps and Forwards Open as of Current Statement Date

1	2	3	4	5	6	7	8	9	10	11	12	13	14	15	16	17	18	19	20	21	22	23	
Description	Description of Item(s) Hedged, Used for Income Generation or Replicated	Schedule/ Exhibit Identifier	Type(s) of Risk(s) (a)	Exchange, Counterparty or Central Clearinghouse	Trade Date	Date of Maturity or Expiration	Number of Contracts	Notional Amount	Strike Price, Rate or Index Received (Paid)	Cumulative Prior Year(s) Initial Cost of Un-discounted Premium (Received) Paid	Current Year Initial Cost of Un-discounted Premium (Received) Paid	Current Year Income	Book/ Adjusted Carrying Value	Code	Fair Value	Unrealized Valuation Increase/ (Decrease)	Total Foreign Exchange Change in B./A.C.V.	Current Year's (Amortization)/ Accretion	Adjustment to Carrying Value of Hedged Item	Potential Exposure	Credit Quality of Reference Entity	Hedge Effectiveness at Inception and at Quarter-end (b)	
Franklin Global Trends Index		N/A	Equity/Index	AEL 85LNZLR1WR9SYRVFCH09	05/26/2023	05/24/2024	3,345	798,784	238.8		18,612		16,285		17,945			(2,326)					
S&P 500 Dividend Aristocrats Daily Risk Control 5% Index		N/A	Equity/Index	AEL 85LNZLR1WR9SYRVFCH09	05/25/2023	05/24/2024	857	1,517,850	1771.17		32,634		28,555		51,547			(4,079)					
S&P 500 Dividend Aristocrats Daily Risk Control 5% Index		N/A	Equity/Index	AEL 85LNZLR1WR9SYRVFCH09	05/26/2023	05/24/2024	1,658	2,939,820	1772.86		62,771		54,925		97,871			(7,846)					
S&P 500 Dividend Aristocrats Daily Risk Control 5% Index		N/A	Equity/Index	AEL 85LNZLR1WR9SYRVFCH09	05/24/2023	05/24/2024	878	1,559,425	1775.38		33,389		29,215		50,381			(4,174)					
S&P 500 Dividend Aristocrats Daily Risk Control 5% Index		N/A	Equity/Index	AEL 85LNZLR1WR9SYRVFCH09	05/24/2022	05/24/2024	39	69,456	1796.22		2,223		972		1,725			(556)					
S&P 500 Dividend Aristocrats Daily Risk Control 5% Index		N/A	Equity/Index	AEL 85LNZLR1WR9SYRVFCH09	05/25/2022	05/24/2024	27	48,963	1797.75		1,577		690		1,191			(394)					
S&P 500 Dividend Aristocrats Daily Risk Control 5% Index		N/A	Equity/Index	AEL 85LNZLR1WR9SYRVFCH09	05/26/2022	05/24/2024	96	173,906	1803.11		5,652		2,473		3,935			(1,413)					
Invesco Dynamic Growth Index		N/A	Equity/Index	AEL 85LNZLR1WR9SYRVFCH09	05/25/2023	05/24/2024	406	1,040,333	2563.82		22,783		19,935		26,120			(2,848)					
Invesco Dynamic Growth Index		N/A	Equity/Index	AEL 85LNZLR1WR9SYRVFCH09	05/26/2023	05/24/2024	456	1,170,764	2565.96		25,640		22,435		28,831			(3,205)					
Invesco Dynamic Growth Index		N/A	Equity/Index	AEL 85LNZLR1WR9SYRVFCH09	05/24/2023	05/24/2024	85	218,920	2574.55		4,816		4,214		4,981			(602)					
Invesco Dynamic Growth Index		N/A	Equity/Index	AEL 85LNZLR1WR9SYRVFCH09	05/25/2022	05/24/2024	70	188,569	2693.571		5,996		2,623		1,133			(1,499)					
Invesco Dynamic Growth Index		N/A	Equity/Index	AEL 85LNZLR1WR9SYRVFCH09	05/26/2022	05/24/2024	137	369,939	2700.963		11,764		5,147		2,015			(2,941)					
Invesco Dynamic Growth Index		N/A	Equity/Index	AEL 85LNZLR1WR9SYRVFCH09	05/27/2022	05/24/2024	247	667,500	2707.837		21,227		9,287		3,314			(5,307)					
SPXDSUN Index Option		N/A	Equity/Index	AEL 85LNZLR1WR9SYRVFCH09	05/25/2023	05/24/2024	5	15,514	3145.11		669		585		968			(84)					
SPXDSUN Index Option		N/A	Equity/Index	AEL 85LNZLR1WR9SYRVFCH09	05/26/2023	05/24/2024	31	96,768	3148.55		3,621		3,169		5,250			(453)					
SPXDSUN Index Option		N/A	Equity/Index	AEL 85LNZLR1WR9SYRVFCH09	05/24/2023	05/24/2024	157	493,891	3152.13		20,724		18,134		29,453			(2,591)					
S&P 500 Index Option		N/A	Equity/Index	AEL 85LNZLR1WR9SYRVFCH09	05/25/2022	05/24/2024	33	132,186	3978.73		5,816		2,545		8,398			(1,454)					
S&P 500 Index Option		N/A	Equity/Index	AEL 85LNZLR1WR9SYRVFCH09	05/24/2023	05/24/2024	2,301	9,469,981	4115.24		479,242		419,337		631,926			(59,905)					
S&P 500 Index Option		N/A	Equity/Index	AEL 85LNZLR1WR9SYRVFCH09	05/25/2023	05/24/2024	1,173	4,867,506	4151.28		195,135		170,743		243,190			(24,392)					
S&P 500 Index Option		N/A	Equity/Index	AEL 85LNZLR1WR9SYRVFCH09	05/26/2023	05/24/2024	1,951	8,206,314	4205.45		362,842		317,486		437,030			(45,355)					
S&P 500 Indx Opt		N/A	Equity/Index	AEL 85LNZLR1WR9SYRVFCH09	05/26/2023	05/26/2024	6	24,777	4205.45		818		715		1,224			(102)					

E06:55

STATEMENT AS OF JUNE 30, 2023 OF THE EAGLE LIFE INSURANCE COMPANY

SCHEDULE DB - PART A - SECTION 1

Showing all Options, Caps, Floors, Collars, Swaps and Forwards Open as of Current Statement Date

1	2	3	4	5	6	7	8	9	10	11	12	13	14	15	16	17	18	19	20	21	22	23	
Description	Description of Item(s) Hedged, Used for Income Generation or Replicated	Schedule/ Exhibit Identifier	Type(s) of Risk(s) (a)	Exchange, Counterparty or Central Clearinghouse	Trade Date	Date of Maturity or Expiration	Number of Contracts	Notional Amount	Strike Price, Rate or Index Received (Paid)	Cumulative Prior Year(s) Initial Cost of Un-discounted Premium (Received) Paid	Current Year Initial Cost of Un-discounted Premium (Received) Paid	Current Year Income	Book/ Adjusted Carrying Value	Code	Fair Value	Unrealized Valuation Increase/ (Decrease)	Total Foreign Exchange Change in B./A.C.V.	Current Year's (Amortization)/ Accretion	Adjustment to Carrying Value of Hedged Item	Potential Exposure	Credit Quality of Reference Entity	Hedge Effectiveness at Inception and at Quarter-end (b)	
S&P 500 Dividend Aristocrats Daily Risk Control 5% Index		N/A	Equity/Index	AEL 85LNZLR1WR9SYRVFCH09	05/26/2023	05/28/2024	457	810,978	1772.86		17,408		15,232		27,083			(2,176)					
S&P 500 Index Option PTP		N/A	Equity/Index	AEL 85LNZLR1WR9SYRVFCH09	05/26/2023	05/28/2024	581	2,443,723	4205.45		107,659		94,201		133,394			(13,457)					
S&P 500 Dividend Aristocrats Daily Risk Control 5% Index		N/A	Equity/Index	AEL 85LNZLR1WR9SYRVFCH09	05/26/2023	05/29/2024	156	276,770	1772.86		5,950		5,206		9,250			(744)					
SPXDSUN Index Option PTP		N/A	Equity/Index	AEL 85LNZLR1WR9SYRVFCH09	05/26/2023	05/29/2024	15	46,883	3148.55		2,012		1,761		2,869			(252)					
S&P 500 Index Option PTP		N/A	Equity/Index	AEL 85LNZLR1WR9SYRVFCH09	05/26/2023	05/29/2024	393	1,653,505	4205.45		106,987		93,613		138,655			(13,373)					
S&P 500 Dividend Aristocrats Daily Risk Control 5% Index		N/A	Equity/Index	AEL 85LNZLR1WR9SYRVFCH09	05/30/2023	05/30/2024	248	438,296	1768.97		9,380		8,207		15,338			(1,172)					
Invesco Dynamic Growth Index		N/A	Equity/Index	AEL 85LNZLR1WR9SYRVFCH09	05/30/2023	05/30/2024	210	541,271	2571.6		11,908		10,419		12,730			(1,488)					
SPXDSUN Index Option PTP		N/A	Equity/Index	AEL 85LNZLR1WR9SYRVFCH09	05/30/2023	05/30/2024	154	483,313	3143.46		21,273		18,614		31,095			(2,659)					
S&P 500 Index Option PTP		N/A	Equity/Index	AEL 85LNZLR1WR9SYRVFCH09	05/30/2023	05/30/2024	1,441	6,058,246	4205.52		367,033		321,154		465,025			(45,879)					
Franklin Global Trends Index		N/A	Equity/Index	AEL 85LNZLR1WR9SYRVFCH09	05/31/2023	05/31/2024	1,327	316,004	238.2		7,395		6,470		7,610			(924)					
Franklin Global Trends Index		N/A	Equity/Index	AEL 85LNZLR1WR9SYRVFCH09	06/01/2023	05/31/2024	759	182,001	239.73		4,259		4,081		3,744			(177)					
Franklin Global Trends Index		N/A	Equity/Index	AEL 85LNZLR1WR9SYRVFCH09	06/01/2022	05/31/2024	1,376	342,753	249.18	11,654			5,584		2,187			(2,913)					
S&P 500 Dividend Aristocrats Daily Risk Control 5% Index		N/A	Equity/Index	AEL 85LNZLR1WR9SYRVFCH09	05/31/2023	05/31/2024	549	968,782	1763.43		20,753		18,159		36,128			(2,594)					
S&P 500 Dividend Aristocrats Daily Risk Control 5% Index		N/A	Equity/Index	AEL 85LNZLR1WR9SYRVFCH09	06/01/2023	05/31/2024	949	1,679,091	1769.16		35,933		34,435		58,674			(1,497)					
S&P 500 Dividend Aristocrats Daily Risk Control 5% Index		N/A	Equity/Index	AEL 85LNZLR1WR9SYRVFCH09	06/02/2023	05/31/2024	469	838,303	1787.32		17,688		16,951		23,536			(737)					
S&P 500 Dividend Aristocrats Daily Risk Control 5% Index		N/A	Equity/Index	AEL 85LNZLR1WR9SYRVFCH09	06/01/2022	05/31/2024	144	259,037	1800.83	8,419			4,034		6,100			(2,105)					
S&P 500 Dividend Aristocrats Daily Risk Control 5% Index		N/A	Equity/Index	AEL 85LNZLR1WR9SYRVFCH09	05/31/2022	05/31/2024	36	64,803	1805.75	2,035			890		1,427			(509)					
S&P 500 Dividend Aristocrats Daily Risk Control 5% Index		N/A	Equity/Index	AEL 85LNZLR1WR9SYRVFCH09	06/02/2022	05/31/2024	91	164,568	1806.23	5,381			2,579		3,601			(1,345)					
Invesco Dynamic Growth Index		N/A	Equity/Index	AEL 85LNZLR1WR9SYRVFCH09	05/31/2023	05/31/2024	184	474,341	2572.74		10,435		9,131		11,050			(1,304)					

E06.56

STATEMENT AS OF JUNE 30, 2023 OF THE EAGLE LIFE INSURANCE COMPANY

SCHEDULE DB - PART A - SECTION 1

Showing all Options, Caps, Floors, Collars, Swaps and Forwards Open as of Current Statement Date

1	2	3	4	5	6	7	8	9	10	11	12	13	14	15	16	17	18	19	20	21	22	23	
Description	Description of Item(s) Hedged, Used for Income Generation or Replicated	Schedule/ Exhibit Identifier	Type(s) of Risk(s) (a)	Exchange, Counterparty or Central Clearinghouse	Trade Date	Date of Maturity or Expiration	Number of Contracts	Notional Amount	Strike Price, Rate or Index Received (Paid)	Cumulative Prior Year(s) Initial Cost of Un-discounted Premium (Received) Paid	Current Year Initial Cost of Un-discounted Premium (Received) Paid	Current Year Income	Book/ Adjusted Carrying Value	Code	Fair Value	Unrealized Valuation Increase/ (Decrease)	Total Foreign Exchange Change in B./A.C.V.	Current Year's (Amortization)/ Accretion	Adjustment to Carrying Value of Hedged Item	Potential Exposure	Credit Quality of Reference Entity	Hedge Effectiveness at Inception and at Quarter-end (b)	
Invesco Dynamic Growth Index		N/A	Equity/Index	AEL 85LNZLR1WR9SYRVFCH09	06/01/2023	05/31/2024	198	511,527	2581.25		11,254		10,785		11,008			(469)					
Invesco Dynamic Growth Index		N/A	Equity/Index	AEL 85LNZLR1WR9SYRVFCH09	06/02/2023	05/31/2024	100	257,921	2585.32		5,648		5,413		5,340			(235)					
Invesco Dynamic Growth Index		N/A	Equity/Index	AEL 85LNZLR1WR9SYRVFCH09	06/01/2022	05/31/2024	159	426,325	2680.835	13,515			6,476		3,080			(3,379)					
SPXDSUN Index Option		N/A	Equity/Index	AEL 85LNZLR1WR9SYRVFCH09	05/31/2023	05/31/2024	192	602,548	3134.08		25,351		22,182		39,475			(3,169)					
PTPT		N/A	Equity/Index	AEL 85LNZLR1WR9SYRVFCH09	06/01/2023	05/31/2024	3	7,864	3144.7		337		323		499			(14)					
SPXDSUN Index Option		N/A	Equity/Index	AEL 85LNZLR1WR9SYRVFCH09	06/02/2023	05/31/2024	25	80,464	3177.45		3,202		3,069		4,060			(133)					
PTPT		N/A	Equity/Index	AEL 85LNZLR1WR9SYRVFCH09	06/01/2022	05/31/2024	41	167,616	4101.23	6,436			3,084		8,715			(1,609)					
S&P 500 Index Option		N/A	Equity/Index	AEL 85LNZLR1WR9SYRVFCH09	05/31/2023	05/31/2024	1,890	7,899,604	4179.83		453,178		396,531		579,087			(56,647)					
MOPPTPT		N/A	Equity/Index	AEL 85LNZLR1WR9SYRVFCH09	06/01/2023	05/31/2024	1,252	5,284,199	4221.02		244,525		234,336		299,060			(10,189)					
S&P 500 Index Option		N/A	Equity/Index	AEL 85LNZLR1WR9SYRVFCH09	06/02/2023	05/31/2024	907	3,882,272	4282.37		139,639		133,820		160,051			(5,818)					
S&P 500 Dividend Aristocrats Daily Risk Control 5% Index		N/A	Equity/Index	AEL 85LNZLR1WR9SYRVFCH09	06/02/2023	06/03/2024	448	800,548	1787.32		16,892		16,188		22,542			(704)					
SPXDSUN Index Option		N/A	Equity/Index	AEL 85LNZLR1WR9SYRVFCH09	06/02/2023	06/03/2024	1	4,374	3177.45		191		183		239			(8)					
PTPT		N/A	Equity/Index	AEL 85LNZLR1WR9SYRVFCH09	06/02/2023	06/03/2024	602	2,579,935	4282.37		115,856		111,029		136,479			(4,827)					
S&P 500 Dividend Aristocrats Daily Risk Control 5% Index		N/A	Equity/Index	AEL 85LNZLR1WR9SYRVFCH09	06/02/2023	06/04/2024	158	281,944	1787.32		5,949		5,701		7,947			(248)					
SPXDSUN Index Option		N/A	Equity/Index	AEL 85LNZLR1WR9SYRVFCH09	06/02/2023	06/04/2024	27	84,276	3177.45		3,860		3,699		4,817			(161)					
PTPT		N/A	Equity/Index	AEL 85LNZLR1WR9SYRVFCH09	06/02/2023	06/04/2024	404	1,731,615	4282.37		93,659		89,756		112,120			(3,902)					
Franklin Global Trends Index		N/A	Equity/Index	AEL 85LNZLR1WR9SYRVFCH09	06/05/2023	06/05/2024	683	164,084	240.23		3,840		3,680		3,224			(160)					
S&P 500 Dividend Aristocrats Daily Risk Control 5% Index		N/A	Equity/Index	AEL 85LNZLR1WR9SYRVFCH09	06/05/2023	06/05/2024	230	409,723	1783.97		8,645		8,285		12,051			(360)					
Invesco Dynamic Growth Index		N/A	Equity/Index	AEL 85LNZLR1WR9SYRVFCH09	06/05/2023	06/05/2024	90	232,861	2583.81		5,123		4,909		4,917			(213)					
S&P 500 Index Option		N/A	Equity/Index	AEL 85LNZLR1WR9SYRVFCH09	06/05/2023	06/05/2024	838	3,581,976	4273.79		210,978		202,188		251,682			(8,791)					
S&P 500 Dividend Aristocrats Daily Risk Control 5% Index		N/A	Equity/Index	AEL 85LNZLR1WR9SYRVFCH09	06/06/2023	06/06/2024	578	1,031,411	1785.88		22,070		21,151		29,655			(920)					
Invesco Dynamic Growth Index		N/A	Equity/Index	AEL 85LNZLR1WR9SYRVFCH09	06/06/2023	06/06/2024	345	890,815	2581.91		19,598		18,781		19,170			(817)					
S&P 500 Index Option		N/A	Equity/Index	AEL 85LNZLR1WR9SYRVFCH09	06/06/2023	06/06/2024	1,559	6,679,695	4283.85		331,548		317,734		384,877			(13,815)					
PTPT		N/A	Equity/Index	AEL 85LNZLR1WR9SYRVFCH09	06/06/2023	06/06/2024	374	89,660	239.68		2,098		2,011		1,872			(87)					
Franklin Global Trends Index		N/A	Equity/Index	AEL 85LNZLR1WR9SYRVFCH09	06/07/2023	06/07/2024																	

E06.57

STATEMENT AS OF JUNE 30, 2023 OF THE EAGLE LIFE INSURANCE COMPANY

SCHEDULE DB - PART A - SECTION 1

Showing all Options, Caps, Floors, Collars, Swaps and Forwards Open as of Current Statement Date

1	2	3	4	5	6	7	8	9	10	11	12	13	14	15	16	17	18	19	20	21	22	23	
Description	Description of Item(s) Hedged, Used for Income Generation or Replicated	Schedule/ Exhibit Identifier	Type(s) of Risk(s) (a)	Exchange, Counterparty or Central Clearinghouse	Trade Date	Date of Maturity or Expiration	Number of Contracts	Notional Amount	Strike Price, Rate or Index Received (Paid)	Cumulative Prior Year(s) Initial Cost of Un-discounted Premium (Received) Paid	Current Year Initial Cost of Un-discounted Premium (Received) Paid	Current Year Income	Book/ Adjusted Carrying Value	Code	Fair Value	Unrealized Valuation Increase/ (Decrease)	Total Foreign Exchange Change in B./A.C.V.	Current Year's (Amortization)/ Accretion	Adjustment to Carrying Value of Hedged Item	Potential Exposure	Credit Quality of Reference Entity	Hedge Effectiveness at Inception and at Quarter-end (b)	
Franklin Global Trends Index		N/A	Equity/Index	AEL 85LNZLR1WR9SYRVFCH09	06/09/2023	06/07/2024	381	91,761	240.83		2,138		2,049		1,695			(89)					
Franklin Global Trends Index		N/A	Equity/Index	AEL 85LNZLR1WR9SYRVFCH09	06/08/2022	06/07/2024	454	112,552	247.93	3,816			1,828		874			(954)					
S&P 500 Dividend Aristocrats Daily Risk Control 5% Index		N/A	Equity/Index	AEL 85LNZLR1WR9SYRVFCH09	06/07/2023	06/07/2024	762	1,365,791	1792.37		28,955		27,748		36,222			(1,206)					
S&P 500 Dividend Aristocrats Daily Risk Control 5% Index		N/A	Equity/Index	AEL 85LNZLR1WR9SYRVFCH09	06/09/2023	06/07/2024	156	279,412	1792.59		5,840		5,596		7,389			(243)					
S&P 500 Dividend Aristocrats Daily Risk Control 5% Index		N/A	Equity/Index	AEL 85LNZLR1WR9SYRVFCH09	06/08/2023	06/07/2024	647	1,160,865	1793.52		24,378		23,362		30,337			(1,016)					
S&P 500 Dividend Aristocrats Daily Risk Control 5% Index		N/A	Equity/Index	AEL 85LNZLR1WR9SYRVFCH09	06/08/2022	06/07/2024	250	451,359	1802.58	14,534			6,964		10,471			(3,633)					
S&P 500 Dividend Aristocrats Daily Risk Control 5% Index		N/A	Equity/Index	AEL 85LNZLR1WR9SYRVFCH09	06/07/2022	06/07/2024	276	499,728	1807.56	16,241			7,782		10,835			(4,060)					
Invesco Dynamic Growth Index		N/A	Equity/Index	AEL 85LNZLR1WR9SYRVFCH09	06/07/2023	06/07/2024	241	620,017	2574.55		13,578		13,013		14,299			(566)					
Invesco Dynamic Growth Index		N/A	Equity/Index	AEL 85LNZLR1WR9SYRVFCH09	06/09/2023	06/07/2024	174	448,265	2581.13		9,817		9,408		9,727			(409)					
Invesco Dynamic Growth Index		N/A	Equity/Index	AEL 85LNZLR1WR9SYRVFCH09	06/08/2023	06/07/2024	726	1,877,686	2585.53		41,121		39,408		39,093			(1,713)					
Invesco Dynamic Growth Index		N/A	Equity/Index	AEL 85LNZLR1WR9SYRVFCH09	06/08/2022	06/07/2024	71	191,056	2675.578	6,037			2,893		1,501			(1,509)					
SPXDSUN Index Option		N/A	Equity/Index	AEL 85LNZLR1WR9SYRVFCH09	06/07/2023	06/07/2024	94	300,046	3188.72		13,274		12,721		15,927			(553)					
SPXDSUN Index Option		N/A	Equity/Index	AEL 85LNZLR1WR9SYRVFCH09	06/09/2023	06/07/2024	44	140,847	3190.02		6,379		6,114		7,552			(266)					
S&P 500 Index Option		N/A	Equity/Index	AEL 85LNZLR1WR9SYRVFCH09	06/08/2022	06/07/2024	53	219,205	4115.77	8,461			4,054		11,314			(2,115)					
S&P 500 Index Option		N/A	Equity/Index	AEL 85LNZLR1WR9SYRVFCH09	06/07/2023	06/07/2024	1,974	8,423,135	4267.52		420,913		403,375		499,623			(17,538)					
S&P 500 Index Option		N/A	Equity/Index	AEL 85LNZLR1WR9SYRVFCH09	06/08/2023	06/07/2024	1,306	5,609,430	4293.93		225,987		216,571		259,014			(9,416)					
S&P 500 Index Option		N/A	Equity/Index	AEL 85LNZLR1WR9SYRVFCH09	06/09/2023	06/07/2024	1,286	5,530,383	4298.86		256,895		246,191		296,421			(10,704)					
Franklin Global Trends Index		N/A	Equity/Index	AEL 85LNZLR1WR9SYRVFCH09	06/10/2022	06/10/2024	2,782	685,000	246.25	23,153			11,094		6,697			(5,788)					
S&P 500 Dividend Aristocrats Daily Risk Control 5% Index		N/A	Equity/Index	AEL 85LNZLR1WR9SYRVFCH09	06/10/2022	06/10/2024	119	212,794	1786.59	6,980			3,344		6,088			(1,745)					
S&P 500 Dividend Aristocrats Daily Risk Control 5% Index		N/A	Equity/Index	AEL 85LNZLR1WR9SYRVFCH09	06/09/2023	06/10/2024	603	1,080,944	1792.59		22,592		21,650		28,677			(941)					
Invesco Dynamic Growth Index		N/A	Equity/Index	AEL 85LNZLR1WR9SYRVFCH09	06/10/2022	06/10/2024	798	2,109,250	2643.448	66,441			31,836		24,283			(16,610)					

E06:58

STATEMENT AS OF JUNE 30, 2023 OF THE EAGLE LIFE INSURANCE COMPANY

SCHEDULE DB - PART A - SECTION 1

Showing all Options, Caps, Floors, Collars, Swaps and Forwards Open as of Current Statement Date

1	2	3	4	5	6	7	8	9	10	11	12	13	14	15	16	17	18	19	20	21	22	23	
Description	Description of Item(s) Hedged, Used for Income Generation or Replicated	Schedule/ Exhibit Identifier	Type(s) of Risk(s) (a)	Exchange, Counterparty or Central Clearinghouse	Trade Date	Date of Maturity or Expiration	Number of Contracts	Notional Amount	Strike Price, Rate or Index Received (Paid)	Cumulative Prior Year(s) Initial Cost of Un-discounted Premium (Received) Paid	Current Year Initial Cost of Un-discounted Premium (Received) Paid	Current Year Income	Book/ Adjusted Carrying Value	Code	Fair Value	Unrealized Valuation Increase/ (Decrease)	Total Foreign Exchange Change in B./A.C.V.	Current Year's (Amortization)/ Accretion	Adjustment to Carrying Value of Hedged Item	Potential Exposure	Credit Quality of Reference Entity	Hedge Effectiveness at Inception and at Quarter-end (b)	
SPXDSUN Index Option PTPT		N/A	Equity/Index	AEL 85LNZLR1WR9SYRVFCH09	.06/09/2023	.06/10/2024	9	29,930	3190.02		1,314		1,259		1,565			(55)					
S&P 500 Index Option PTPT		N/A	Equity/Index	AEL 85LNZLR1WR9SYRVFCH09	.06/09/2023	.06/10/2024	669	2,874,878	4298.86		124,147		118,974		145,480			(5,173)					
S&P 500 Dividend Aristocrats Daily Risk Control 5% Index		N/A	Equity/Index	AEL 85LNZLR1WR9SYRVFCH09	.06/09/2023	.06/11/2024	369	662,114	1792.59		13,838		13,262		17,584			(577)					
SPXDSUN Index Option PTPT		N/A	Equity/Index	AEL 85LNZLR1WR9SYRVFCH09	.06/09/2023	.06/11/2024	2	5,154	3190.02		227		217		270			(9)					
S&P 500 Index Option PTPT		N/A	Equity/Index	AEL 85LNZLR1WR9SYRVFCH09	.06/09/2023	.06/11/2024	443	1,904,423	4298.86		105,259		100,873		125,673			(4,386)					
S&P 500 Dividend Aristocrats Daily Risk Control 5% Index		N/A	Equity/Index	AEL 85LNZLR1WR9SYRVFCH09	.06/12/2023	.06/12/2024	282	506,398	1793.83		10,736		10,288		13,252			(447)					
Invesco Dynamic Growth Index		N/A	Equity/Index	AEL 85LNZLR1WR9SYRVFCH09	.06/12/2023	.06/12/2024	154	398,935	2584.55		8,737		8,373		8,428			(364)					
S&P 500 Index Option PTPT		N/A	Equity/Index	AEL 85LNZLR1WR9SYRVFCH09	.06/12/2023	.06/12/2024	651	2,822,526	4338.93		177,647		170,245		199,643			(7,402)					
Franklin Global Trends Index		N/A	Equity/Index	AEL 85LNZLR1WR9SYRVFCH09	.06/13/2023	.06/13/2024	955	230,660	241.48		5,397		5,173		4,005			(225)					
S&P 500 Dividend Aristocrats Daily Risk Control 5% Index		N/A	Equity/Index	AEL 85LNZLR1WR9SYRVFCH09	.06/13/2023	.06/13/2024	136	241,131	1773.88		7,740		3,709		8,056			(1,935)					
S&P 500 Dividend Aristocrats Daily Risk Control 5% Index		N/A	Equity/Index	AEL 85LNZLR1WR9SYRVFCH09	.06/13/2023	.06/13/2024	359	645,926	1800.38		13,564		12,999		15,542			(565)					
Invesco Dynamic Growth Index		N/A	Equity/Index	AEL 85LNZLR1WR9SYRVFCH09	.06/13/2023	.06/13/2024	500	1,289,908	2581.06		28,378		27,196		28,180			(1,182)					
S&P 500 Index Option PTPT		N/A	Equity/Index	AEL 85LNZLR1WR9SYRVFCH09	.06/13/2023	.06/13/2024	1,131	4,939,560	4369.01		268,230		257,054		289,958			(11,176)					
Franklin Global Trends Index		N/A	Equity/Index	AEL 85LNZLR1WR9SYRVFCH09	.06/16/2023	.06/14/2024	380	92,353	242.73		2,152		2,062		1,396			(90)					
Franklin Global Trends Index		N/A	Equity/Index	AEL 85LNZLR1WR9SYRVFCH09	.06/15/2023	.06/14/2024	1,445	351,411	243.19		8,223		7,880		5,038			(343)					
Franklin Global Trends Index		N/A	Equity/Index	AEL 85LNZLR1WR9SYRVFCH09	.06/15/2022	.06/14/2024	419	102,360	244.3		3,429		1,643		1,287			(857)					
S&P 500 Dividend Aristocrats Daily Risk Control 5% Index		N/A	Equity/Index	AEL 85LNZLR1WR9SYRVFCH09	.06/14/2022	.06/14/2024	56	99,161	1769.77		3,183		1,525		3,476			(796)					
S&P 500 Dividend Aristocrats Daily Risk Control 5% Index		N/A	Equity/Index	AEL 85LNZLR1WR9SYRVFCH09	.06/15/2022	.06/14/2024	633	1,122,112	1771.98		35,122		16,829		38,348			(8,781)					
S&P 500 Dividend Aristocrats Daily Risk Control 5% Index		N/A	Equity/Index	AEL 85LNZLR1WR9SYRVFCH09	.06/14/2023	.06/14/2024	428	770,565	1799.37		16,105		15,434		18,810			(671)					

E06:59

STATEMENT AS OF JUNE 30, 2023 OF THE EAGLE LIFE INSURANCE COMPANY

SCHEDULE DB - PART A - SECTION 1

Showing all Options, Caps, Floors, Collars, Swaps and Forwards Open as of Current Statement Date

1	2	3	4	5	6	7	8	9	10	11	12	13	14	15	16	17	18	19	20	21	22	23	
Description	Description of Item(s) Hedged, Used for Income Generation or Replicated	Schedule/ Exhibit Identifier	Type(s) of Risk(s) (a)	Exchange, Counterparty or Central Clearinghouse	Trade Date	Date of Maturity or Expiration	Number of Contracts	Notional Amount	Strike Price, Rate or Index Received (Paid)	Cumulative Prior Year(s) Initial Cost of Un-discounted Premium (Received) Paid	Current Year Initial Cost of Un-discounted Premium (Received) Paid	Current Year Income	Book/ Adjusted Carrying Value	Code	Fair Value	Unrealized Valuation Increase/ (Decrease)	Total Foreign Exchange Change in B./A.C.V.	Current Year's (Amortization)/ Accretion	Adjustment to Carrying Value of Hedged Item	Potential Exposure	Credit Quality of Reference Entity	Hedge Effectiveness at Inception and at Quarter-end (b)	
S&P 500 Dividend Aristocrats Daily Risk Control 5% Index		N/A	Equity/Index	AEL 85LNZLR1WR9SYRVFCH09	06/15/2023	06/14/2024	1,460	2,638,345	1807.68		54,878		52,591		57,641			(2,287)					
S&P 500 Dividend Aristocrats Daily Risk Control 5% Index		N/A	Equity/Index	AEL 85LNZLR1WR9SYRVFCH09	06/16/2023	06/14/2024	505	912,786	1808.7		18,895		18,107		19,667			(787)					
Invesco Dynamic Growth Index		N/A	Equity/Index	AEL 85LNZLR1WR9SYRVFCH09	06/14/2023	06/14/2024	87	224,691	2580.73		4,921		4,716		4,929			(205)					
Invesco Dynamic Growth Index		N/A	Equity/Index	AEL 85LNZLR1WR9SYRVFCH09	06/16/2023	06/14/2024	272	706,382	2593.45		15,470		14,825		13,743			(645)					
Invesco Dynamic Growth Index		N/A	Equity/Index	AEL 85LNZLR1WR9SYRVFCH09	06/15/2023	06/14/2024	264	685,732	2600.88		15,018		14,392		12,412			(626)					
Invesco Dynamic Growth Index		N/A	Equity/Index	AEL 85LNZLR1WR9SYRVFCH09	06/15/2022	06/14/2024	437	1,142,168	2610.844		35,636		17,075		18,719			(8,909)					
SPXDSUN Index Option PTPT		N/A	Equity/Index	AEL 85LNZLR1WR9SYRVFCH09	06/14/2023	06/14/2024	50	161,757	3204.4		7,198		6,898		7,990			(300)					
SPXDSUN Index Option PTPT		N/A	Equity/Index	AEL 85LNZLR1WR9SYRVFCH09	06/15/2023	06/14/2024	26	82,432	3219.67		2,981		2,857		3,080			(124)					
SPXDSUN Index Option PTPT		N/A	Equity/Index	AEL 85LNZLR1WR9SYRVFCH09	06/16/2023	06/14/2024	3	8,778	3221.95		375		359		377			(16)					
S&P 500 Indx Opt		N/A	Equity/Index	AEL 85LNZLR1WR9SYRVFCH09	06/14/2023	06/14/2024	1,433	6,265,545	4372.59		331,085		317,290		353,029			(13,795)					
S&P 500 Index Option PTPT		N/A	Equity/Index	AEL 85LNZLR1WR9SYRVFCH09	06/16/2023	06/14/2024	1,511	6,662,486	4409.59		305,300		292,579		312,654			(12,721)					
S&P 500 Index Option PTPT		N/A	Equity/Index	AEL 85LNZLR1WR9SYRVFCH09	06/15/2023	06/14/2024	924	4,091,252	4425.84		201,070		192,693		202,227			(8,378)					
S&P 500 Dividend Aristocrats Daily Risk Control 5% Index		N/A	Equity/Index	AEL 85LNZLR1WR9SYRVFCH09	06/17/2022	06/17/2024	9	16,014	1762.31	492			236		611			(123)					
S&P 500 Dividend Aristocrats Daily Risk Control 5% Index		N/A	Equity/Index	AEL 85LNZLR1WR9SYRVFCH09	06/16/2023	06/17/2024	535	967,503	1808.7		20,124		19,286		20,928			(839)					
SPXDSUN Index Option PTPT		N/A	Equity/Index	AEL 85LNZLR1WR9SYRVFCH09	06/16/2023	06/17/2024	3	9,072	3221.95		390		374		393			(16)					
S&P 500 Index Option PTPT		N/A	Equity/Index	AEL 85LNZLR1WR9SYRVFCH09	06/16/2023	06/17/2024	499	2,202,273	4409.59		107,731		103,243		108,540			(4,489)					
S&P 500 Dividend Aristocrats Daily Risk Control 5% Index		N/A	Equity/Index	AEL 85LNZLR1WR9SYRVFCH09	06/16/2023	06/18/2024	679	1,227,299	1808.7		25,528		24,464		26,583			(1,064)					
SPXDSUN Index Option PTPT		N/A	Equity/Index	AEL 85LNZLR1WR9SYRVFCH09	06/16/2023	06/18/2024	38	121,042	3221.95		5,525		5,295		5,570			(230)					
S&P 500 Index Option PTPT		N/A	Equity/Index	AEL 85LNZLR1WR9SYRVFCH09	06/16/2023	06/18/2024	1,488	6,562,002	4409.59		324,760		311,228		327,577			(13,532)					
S&P 500 Dividend Aristocrats Daily Risk Control 5% Index		N/A	Equity/Index	AEL 85LNZLR1WR9SYRVFCH09	06/20/2023	06/20/2024	374	673,392	1801.69		14,141		13,552		16,057			(589)					
Invesco Dynamic Growth Index		N/A	Equity/Index	AEL 85LNZLR1WR9SYRVFCH09	06/20/2023	06/20/2024	486	1,257,227	2588.33		27,533		26,386		25,851			(1,147)					
S&P 500 Index Option PTPT		N/A	Equity/Index	AEL 85LNZLR1WR9SYRVFCH09	06/20/2023	06/20/2024	530	2,324,197	4388.71		143,386		137,411		148,506			(5,974)					

E06.60

STATEMENT AS OF JUNE 30, 2023 OF THE EAGLE LIFE INSURANCE COMPANY

SCHEDULE DB - PART A - SECTION 1

Showing all Options, Caps, Floors, Collars, Swaps and Forwards Open as of Current Statement Date

1	2	3	4	5	6	7	8	9	10	11	12	13	14	15	16	17	18	19	20	21	22	23	
Description	Description of Item(s) Hedged, Used for Income Generation or Replicated	Schedule/ Exhibit Identifier	Type(s) of Risk(s) (a)	Exchange, Counterparty or Central Clearinghouse	Trade Date	Date of Maturity or Expiration	Number of Contracts	Notional Amount	Strike Price, Rate or Index Received (Paid)	Cumulative Prior Year(s) Initial Cost of Un-discounted Premium (Received) Paid	Current Year Initial Cost of Un-discounted Premium (Received) Paid	Current Year Income	Book/ Adjusted Carrying Value	Code	Fair Value	Unrealized Valuation Increase/ (Decrease)	Total Foreign Exchange Change in B./A.C.V.	Current Year's (Amortization)/ Accretion	Adjustment to Carrying Value of Hedged Item	Potential Exposure	Credit Quality of Reference Entity	Hedge Effectiveness at Inception and at Quarter-end (b)	
Franklin Global Trends Index		N/A	Equity/Index	AEL 85LNZLR1WR9SYRVFCH09	06/23/2023	06/21/2024	527	126,374	239.76		2,945		2,822		2,665			(123)					
Franklin Global Trends Index		N/A	Equity/Index	AEL 85LNZLR1WR9SYRVFCH09	06/21/2023	06/21/2024	1,273	307,305	241.34		7,191		6,891		5,486			(300)					
Franklin Global Trends Index		N/A	Equity/Index	AEL 85LNZLR1WR9SYRVFCH09	06/22/2022	06/21/2024	1,210	297,463	245.79	10,025			4,803		3,166			(2,506)					
S&P 500 Dividend Aristocrats Daily Risk Control 5% Index		N/A	Equity/Index	AEL 85LNZLR1WR9SYRVFCH09	06/21/2022	06/21/2024	200	353,579	1769.32	10,926			5,235		12,517			(2,731)					
S&P 500 Dividend Aristocrats Daily Risk Control 5% Index		N/A	Equity/Index	AEL 85LNZLR1WR9SYRVFCH09	06/22/2022	06/21/2024	21	36,860	1769.92	1,150			551		1,296			(288)					
S&P 500 Dividend Aristocrats Daily Risk Control 5% Index		N/A	Equity/Index	AEL 85LNZLR1WR9SYRVFCH09	06/23/2022	06/21/2024	92	162,588	1773.7	5,105			2,446		5,476			(1,276)					
S&P 500 Dividend Aristocrats Daily Risk Control 5% Index		N/A	Equity/Index	AEL 85LNZLR1WR9SYRVFCH09	06/23/2023	06/21/2024	459	823,525	1794.91		17,294		16,573		21,459			(721)					
S&P 500 Dividend Aristocrats Daily Risk Control 5% Index		N/A	Equity/Index	AEL 85LNZLR1WR9SYRVFCH09	06/22/2023	06/21/2024	681	1,224,750	1799.64		26,077		24,991		30,032			(1,087)					
S&P 500 Dividend Aristocrats Daily Risk Control 5% Index		N/A	Equity/Index	AEL 85LNZLR1WR9SYRVFCH09	06/21/2023	06/21/2024	972	1,752,344	1802.43		37,370		35,813		41,430			(1,557)					
Invesco Dynamic Growth Index		N/A	Equity/Index	AEL 85LNZLR1WR9SYRVFCH09	06/23/2023	06/21/2024	112	289,202	2582.97		6,334		6,070		6,257			(264)					
Invesco Dynamic Growth Index		N/A	Equity/Index	AEL 85LNZLR1WR9SYRVFCH09	06/22/2023	06/21/2024	561	1,451,920	2585.98		31,797		30,472		30,549			(1,325)					
Invesco Dynamic Growth Index		N/A	Equity/Index	AEL 85LNZLR1WR9SYRVFCH09	06/21/2023	06/21/2024	480	1,242,883	2589.09		27,219		26,085		25,401			(1,134)					
Invesco Dynamic Growth Index		N/A	Equity/Index	AEL 85LNZLR1WR9SYRVFCH09	06/21/2022	06/21/2024	782	2,040,793	2608.866	63,877			30,608		34,443			(15,969)					
Invesco Dynamic Growth Index		N/A	Equity/Index	AEL 85LNZLR1WR9SYRVFCH09	06/22/2022	06/21/2024	262	684,250	2615.319	21,485			10,295		10,823			(5,371)					
Invesco Dynamic Growth Index		N/A	Equity/Index	AEL 85LNZLR1WR9SYRVFCH09	06/23/2022	06/21/2024	352	921,760	2620.58	28,943			13,869		13,817			(7,236)					
SPXDSUN Index Option		N/A	Equity/Index	AEL 85LNZLR1WR9SYRVFCH09	06/23/2023	06/21/2024		1,262	3200.6		54		52		62			(2)					
SPXDSUN Index Option		N/A	Equity/Index	AEL 85LNZLR1WR9SYRVFCH09	06/21/2023	06/21/2024	79	254,195	3213.09		11,493		11,014		12,380			(479)					
S&P 500 Index Option		N/A	Equity/Index	AEL 85LNZLR1WR9SYRVFCH09	06/23/2023	06/21/2024	728	3,167,280	4348.33		147,322		141,183		160,910			(6,138)					
S&P 500 Index Option		N/A	Equity/Index	AEL 85LNZLR1WR9SYRVFCH09	06/21/2023	06/21/2024	1,865	8,142,685	4365.69		361,890		346,812		388,141			(15,079)					
S&P 500 Index Option		N/A	Equity/Index	AEL 85LNZLR1WR9SYRVFCH09	06/22/2023	06/21/2024	980	4,292,280	4381.89		198,949		190,659		209,165			(8,290)					
S&P 500 Indx Opt		N/A	Equity/Index	AEL 85LNZLR1WR9SYRVFCH09	06/23/2023	06/23/2024	3	12,707	4348.33		414		397		503			(17)					

E06.61

STATEMENT AS OF JUNE 30, 2023 OF THE EAGLE LIFE INSURANCE COMPANY

SCHEDULE DB - PART A - SECTION 1

Showing all Options, Caps, Floors, Collars, Swaps and Forwards Open as of Current Statement Date

1	2	3	4	5	6	7	8	9	10	11	12	13	14	15	16	17	18	19	20	21	22	23	
Description	Description of Item(s) Hedged, Used for Income Generation or Replicated	Schedule/ Exhibit Identifier	Type(s) of Risk(s) (a)	Exchange, Counterparty or Central Clearinghouse	Trade Date	Date of Maturity or Expiration	Number of Contracts	Notional Amount	Strike Price, Rate or Index Received (Paid)	Cumulative Prior Year(s) Initial Cost of Un-discounted Premium (Received) Paid	Current Year Initial Cost of Un-discounted Premium (Received) Paid	Current Year Income	Book/ Adjusted Carrying Value	Code	Fair Value	Unrealized Valuation Increase/ (Decrease)	Total Foreign Exchange Change in B./A.C.V.	Current Year's (Amortization)/ Accretion	Adjustment to Carrying Value of Hedged Item	Potential Exposure	Credit Quality of Reference Entity	Hedge Effectiveness at Inception and at Quarter-end (b)	
S&P 500 Dividend Aristocrats Daily Risk Control 5% Index		N/A	Equity/Index	AEL 85LNZLR1WR9SYRVFCH09	06/24/2022	06/24/2024	32	57,289	1783.92	1,816			870		1,715			(454)					
S&P 500 Dividend Aristocrats Daily Risk Control 5% Index		N/A	Equity/Index	AEL 85LNZLR1WR9SYRVFCH09	06/23/2023	06/24/2024	436	783,280	1794.91		16,449		15,764		20,475			(685)					
Invesco Dynamic Growth Index		N/A	Equity/Index	AEL 85LNZLR1WR9SYRVFCH09	06/23/2023	06/24/2024	153	395,359	2582.97		9,054		8,676		8,580			(377)					
Invesco Dynamic Growth Index		N/A	Equity/Index	AEL 85LNZLR1WR9SYRVFCH09	06/24/2022	06/24/2024	242	635,020	2627.888	19,940			9,554		8,865			(4,985)					
SPXDSUN Index Option PTPT		N/A	Equity/Index	AEL 85LNZLR1WR9SYRVFCH09	06/23/2023	06/24/2024	11	35,210	3200.6		1,581		1,515		1,808			(66)					
S&P 500 Index Option PTPT		N/A	Equity/Index	AEL 85LNZLR1WR9SYRVFCH09	06/23/2023	06/24/2024	831	3,615,329	4348.33		145,827		139,751		160,397			(6,076)					
S&P 500 Dividend Aristocrats Daily Risk Control 5% Index		N/A	Equity/Index	AEL 85LNZLR1WR9SYRVFCH09	06/23/2023	06/25/2024	1,177	2,111,922	1794.91		44,350		42,502		55,263			(1,848)					
SPXDSUN Index Option PTPT		N/A	Equity/Index	AEL 85LNZLR1WR9SYRVFCH09	06/23/2023	06/25/2024	41	131,836	3200.6		5,426		5,200		6,257			(226)					
S&P 500 Index Option PTPT		N/A	Equity/Index	AEL 85LNZLR1WR9SYRVFCH09	06/23/2023	06/25/2024	714	3,104,686	4348.33		138,854		133,068		153,572			(5,786)					
S&P 500 Dividend Aristocrats Daily Risk Control 5% Index		N/A	Equity/Index	AEL 85LNZLR1WR9SYRVFCH09	06/26/2023	06/26/2024	670	1,206,520	1799.9		25,458		24,397		29,652			(1,061)					
Invesco Dynamic Growth Index		N/A	Equity/Index	AEL 85LNZLR1WR9SYRVFCH09	06/26/2023	06/26/2024	88	227,664	2580.41		4,986		4,778		5,067			(208)					
S&P 500 Index Option PTPT		N/A	Equity/Index	AEL 85LNZLR1WR9SYRVFCH09	06/26/2023	06/26/2024	762	3,300,183	4328.82		189,699		181,795		216,788			(7,904)					
S&P 500 Dividend Aristocrats Daily Risk Control 5% Index		N/A	Equity/Index	AEL 85LNZLR1WR9SYRVFCH09	06/27/2023	06/27/2024	414	748,200	1805.31		15,877		15,215		17,153			(662)					
Invesco Dynamic Growth Index		N/A	Equity/Index	AEL 85LNZLR1WR9SYRVFCH09	06/27/2023	06/27/2024	255	658,630	2586.63		14,424		13,823		13,860			(601)					
Invesco Dynamic Growth Index		N/A	Equity/Index	AEL 85LNZLR1WR9SYRVFCH09	06/27/2022	06/27/2024	148	387,813	2625.702	12,177			5,835		5,565			(3,044)					
S&P 500 Index Option PTPT		N/A	Equity/Index	AEL 85LNZLR1WR9SYRVFCH09	06/27/2023	06/27/2024	669	2,928,002	4378.41		145,859		139,782		156,145			(6,077)					
Franklin Global Trends Index		N/A	Equity/Index	AEL 85LNZLR1WR9SYRVFCH09	06/29/2023	06/28/2024	1,286	308,765	240.19		7,194		6,894		6,287			(300)					
Franklin Global Trends Index		N/A	Equity/Index	AEL 85LNZLR1WR9SYRVFCH09	06/28/2023	06/28/2024	443	106,662	240.65		2,496		2,392		2,070			(104)					
Franklin Global Trends Index		N/A	Equity/Index	AEL 85LNZLR1WR9SYRVFCH09	06/29/2022	06/28/2024	3,433	845,922	246.39	28,508			13,660		8,494			(7,127)					
S&P 500 Dividend Aristocrats Daily Risk Control 5% Index		N/A	Equity/Index	AEL 85LNZLR1WR9SYRVFCH09	06/30/2022	06/28/2024	13	23,038	1776.39	746			358		756			(187)					

E06.62

STATEMENT AS OF JUNE 30, 2023 OF THE EAGLE LIFE INSURANCE COMPANY

SCHEDULE DB - PART A - SECTION 1

Showing all Options, Caps, Floors, Collars, Swaps and Forwards Open as of Current Statement Date

1	2	3	4	5	6	7	8	9	10	11	12	13	14	15	16	17	18	19	20	21	22	23	
Description	Description of Item(s) Hedged, Used for Income Generation or Replicated	Schedule/ Exhibit Identifier	Type(s) of Risk(s) (a)	Exchange, Counterparty or Central Clearinghouse	Trade Date	Date of Maturity or Expiration	Number of Contracts	Notional Amount	Strike Price, Rate or Index Received (Paid)	Cumulative Prior Year(s) Initial Cost of Un-discounted Premium (Received) Paid	Current Year Initial Cost of Un-discounted Premium (Received) Paid	Current Year Income	Book/ Adjusted Carrying Value	Code	Fair Value	Unrealized Valuation Increase/ (Decrease)	Total Foreign Exchange Change in B./A.C.V.	Current Year's (Amortization)/ Accretion	Adjustment to Carrying Value of Hedged Item	Potential Exposure	Credit Quality of Reference Entity	Hedge Effectiveness at Inception and at Quarter-end (b)	
S&P 500 Dividend Aristocrats Daily Risk Control 5% Index		N/A	Equity/Index	AEL 85LNZLR1WR9SYRVFCH09	06/29/2022	06/28/2024	400	712,090	1778.03	23,143			11,089		22,934			(5,786)					
S&P 500 Dividend Aristocrats Daily Risk Control 5% Index		N/A	Equity/Index	AEL 85LNZLR1WR9SYRVFCH09	06/28/2022	06/28/2024	52	92,150	1778.59	2,912			1,395		2,949			(728)					
S&P 500 Dividend Aristocrats Daily Risk Control 5% Index		N/A	Equity/Index	AEL 85LNZLR1WR9SYRVFCH09	06/28/2023	06/28/2024	975	1,755,953	1801.88				35,507		42,158			(1,544)					
S&P 500 Dividend Aristocrats Daily Risk Control 5% Index		N/A	Equity/Index	AEL 85LNZLR1WR9SYRVFCH09	06/29/2023	06/28/2024	962	1,738,879	1806.74				35,162		39,163			(1,529)					
S&P 500 Dividend Aristocrats Daily Risk Control 5% Index		N/A	Equity/Index	AEL 85LNZLR1WR9SYRVFCH09	06/30/2023	06/28/2024	592	1,074,239	1813.25				21,619		22,160			(940)					
Invesco Dynamic Growth Index		N/A	Equity/Index	AEL 85LNZLR1WR9SYRVFCH09	06/29/2023	06/28/2024	1,025	2,649,410	2583.92				55,604		57,221			(2,418)					
Invesco Dynamic Growth Index		N/A	Equity/Index	AEL 85LNZLR1WR9SYRVFCH09	06/28/2023	06/28/2024	187	483,460	2590.65				10,147		9,810			(441)					
Invesco Dynamic Growth Index		N/A	Equity/Index	AEL 85LNZLR1WR9SYRVFCH09	06/30/2023	06/28/2024	151	391,095	2598.45				8,208		7,371			(357)					
Invesco Dynamic Growth Index		N/A	Equity/Index	AEL 85LNZLR1WR9SYRVFCH09	06/28/2022	06/28/2024	231	604,732	2622.604	18,989			9,099		8,972			(4,747)					
Invesco Dynamic Growth Index		N/A	Equity/Index	AEL 85LNZLR1WR9SYRVFCH09	06/29/2022	06/28/2024	1,390	3,651,928	2627.714	114,671			54,946		51,398			(28,668)					
SPXDSUN Index Option		N/A	Equity/Index	AEL 85LNZLR1WR9SYRVFCH09	06/28/2023	06/28/2024	113	362,305	3215.35				15,898		17,886			(691)					
PTPT		N/A	Equity/Index	AEL 85LNZLR1WR9SYRVFCH09	06/30/2023	06/28/2024	5	15,984	3236.56				668		673			(29)					
S&P 500 Index Option		N/A	Equity/Index	AEL 85LNZLR1WR9SYRVFCH09	06/29/2022	06/28/2024	82	314,984	3818.83	11,954			5,728		17,696			(2,988)					
S&P 500 Index Option		N/A	Equity/Index	AEL 85LNZLR1WR9SYRVFCH09	06/28/2023	06/28/2024	1,312	5,743,215	4376.86				262,594		292,932			(11,417)					
S&P 500 Index Option		N/A	Equity/Index	AEL 85LNZLR1WR9SYRVFCH09	06/29/2023	06/28/2024	1,621	7,127,465	4396.44				288,939		313,331			(12,563)					
S&P 500 Index Option		N/A	Equity/Index	AEL 85LNZLR1WR9SYRVFCH09	06/30/2023	06/28/2024	913	4,064,485	4450.38				179,158		184,311			(7,789)					
S&P 500 Dividend Aristocrats Daily Risk Control 5% Index		N/A	Equity/Index	AEL 85LNZLR1WR9SYRVFCH09	07/01/2022	07/01/2024	133	236,680	1781.32	7,810			4,068		7,352			(1,953)					
S&P 500 Dividend Aristocrats Daily Risk Control 5% Index		N/A	Equity/Index	AEL 85LNZLR1WR9SYRVFCH09	06/30/2023	07/01/2024	512	927,786	1813.25				18,672		19,217			(812)					
Invesco Dynamic Growth Index		N/A	Equity/Index	AEL 85LNZLR1WR9SYRVFCH09	07/01/2022	07/01/2024	206	545,933	2645.128	17,306			9,014		6,419			(4,327)					
S&P 500 Index Option		N/A	Equity/Index	AEL 85LNZLR1WR9SYRVFCH09	06/30/2023	07/01/2024	598	2,659,346	4450.38				99,362		102,223			(4,320)					

E06.63

STATEMENT AS OF JUNE 30, 2023 OF THE EAGLE LIFE INSURANCE COMPANY

SCHEDULE DB - PART A - SECTION 1

Showing all Options, Caps, Floors, Collars, Swaps and Forwards Open as of Current Statement Date

1	2	3	4	5	6	7	8	9	10	11	12	13	14	15	16	17	18	19	20	21	22	23	
Description	Description of Item(s) Hedged, Used for Income Generation or Replicated	Schedule/ Exhibit Identifier	Type(s) of Risk(s) (a)	Exchange, Counterparty or Central Clearinghouse	Trade Date	Date of Maturity or Expiration	Number of Contracts	Notional Amount	Strike Price, Rate or Index Received (Paid)	Cumulative Prior Year(s) Initial Cost of Un-discounted Premium (Received) Paid	Current Year Initial Cost of Un-discounted Premium (Received) Paid	Current Year Income	Book/ Adjusted Carrying Value	Code	Fair Value	Unrealized Valuation Increase/ (Decrease)	Total Foreign Exchange Change in B./A.C.V.	Current Year's (Amortization)/ Accretion	Adjustment to Carrying Value of Hedged Item	Potential Exposure	Credit Quality of Reference Entity	Hedge Effectiveness at Inception and at Quarter-end (b)	
S&P 500 Dividend Aristocrats Daily Risk Control 5% Index		N/A	Equity/Index	AEL 85LNZLR1WR9SYRVFCH09	06/30/2023	07/02/2024	244	442,777	1813.25		9,343		8,953		9,183			(389)					
SPXDSUN Index Option PTP		N/A	Equity/Index	AEL 85LNZLR1WR9SYRVFCH09	06/30/2023	07/02/2024	108	348,444	3236.56		14,882		14,262		14,385			(620)					
S&P 500 Index Option PTP		N/A	Equity/Index	AEL 85LNZLR1WR9SYRVFCH09	06/30/2023	07/02/2024	1,024	4,559,256	4450.38		191,425		183,449		188,436			(7,976)					
S&P 500 Dividend Aristocrats Daily Risk Control 5% Index		N/A	Equity/Index	AEL 85LNZLR1WR9SYRVFCH09	07/05/2022	07/05/2024	16	29,100	1778.59		969		505		936			(242)					
S&P 500 Dividend Aristocrats Daily Risk Control 5% Index		N/A	Equity/Index	AEL 85LNZLR1WR9SYRVFCH09	07/06/2022	07/05/2024	104	184,300	1779.91		5,990		3,120		5,840			(1,497)					
Invesco Dynamic Growth Index		N/A	Equity/Index	AEL 85LNZLR1WR9SYRVFCH09	07/05/2022	07/05/2024	394	1,042,252	2646.66		32,935		17,154		12,150			(8,234)					
S&P 500 Index Option PTP		N/A	Equity/Index	AEL 85LNZLR1WR9SYRVFCH09	07/06/2022	07/05/2024	37	141,348	3845.08		20,255		10,550		30,524			(5,064)					
S&P 500 Dividend Aristocrats Daily Risk Control 5% Index		N/A	Equity/Index	AEL 85LNZLR1WR9SYRVFCH09	07/11/2022	07/11/2024	21	37,386	1778.8		1,204		627		1,206			(301)					
Invesco Dynamic Growth Index		N/A	Equity/Index	AEL 85LNZLR1WR9SYRVFCH09	07/11/2022	07/11/2024	320	843,645	2633.322		26,575		13,841		11,457			(6,644)					
Franklin Global Trends Index		N/A	Equity/Index	AEL 85LNZLR1WR9SYRVFCH09	07/13/2022	07/12/2024	207	51,443	248.05		1,739		906		433			(435)					
S&P 500 Dividend Aristocrats Daily Risk Control 5% Index		N/A	Equity/Index	AEL 85LNZLR1WR9SYRVFCH09	07/14/2022	07/12/2024	95	167,850	1772.94		5,505		2,867		5,790			(1,376)					
S&P 500 Dividend Aristocrats Daily Risk Control 5% Index		N/A	Equity/Index	AEL 85LNZLR1WR9SYRVFCH09	07/13/2022	07/12/2024	1	2,104	1775		68		35		71			(17)					
S&P 500 Dividend Aristocrats Daily Risk Control 5% Index		N/A	Equity/Index	AEL 85LNZLR1WR9SYRVFCH09	07/12/2022	07/12/2024	48	86,067	1776.89		2,780		1,448		2,839			(695)					
Invesco Dynamic Growth Index		N/A	Equity/Index	AEL 85LNZLR1WR9SYRVFCH09	07/14/2022	07/12/2024	206	541,651	2629.535		16,954		8,830		7,662			(4,238)					
Invesco Dynamic Growth Index		N/A	Equity/Index	AEL 85LNZLR1WR9SYRVFCH09	07/13/2022	07/12/2024	236	620,587	2634.968		19,486		10,149		8,301			(4,872)					
S&P 500 Dividend Aristocrats Daily Risk Control 5% Index		N/A	Equity/Index	AEL 85LNZLR1WR9SYRVFCH09	07/15/2022	07/15/2024	55	97,398	1778.27		3,165		1,649		3,170			(791)					
Invesco Dynamic Growth Index		N/A	Equity/Index	AEL 85LNZLR1WR9SYRVFCH09	07/15/2022	07/15/2024	33	87,465	2635.231		2,746		1,430		1,173			(687)					
S&P 500 Dividend Aristocrats Daily Risk Control 5% Index		N/A	Equity/Index	AEL 85LNZLR1WR9SYRVFCH09	07/18/2022	07/18/2024	13	23,038	1774.46		746		389		785			(187)					

E06.64

STATEMENT AS OF JUNE 30, 2023 OF THE EAGLE LIFE INSURANCE COMPANY

SCHEDULE DB - PART A - SECTION 1

Showing all Options, Caps, Floors, Collars, Swaps and Forwards Open as of Current Statement Date

1	2	3	4	5	6	7	8	9	10	11	12	13	14	15	16	17	18	19	20	21	22	23	
Description	Description of Item(s) Hedged, Used for Income Generation or Replicated	Schedule/ Exhibit Identifier	Type(s) of Risk(s) (a)	Exchange, Counterparty or Central Clearinghouse	Trade Date	Date of Maturity or Expiration	Number of Contracts	Notional Amount	Strike Price, Rate or Index Received (Paid)	Cumulative Prior Year(s) Initial Cost of Un-discounted Premium (Received) Paid	Current Year Initial Cost of Un-discounted Premium (Received) Paid	Current Year Income	Book/ Adjusted Carrying Value	Code	Fair Value	Unrealized Valuation Increase/ (Decrease)	Total Foreign Exchange Change in B./A.C.V.	Current Year's (Amortization)/ Accretion	Adjustment to Carrying Value of Hedged Item	Potential Exposure	Credit Quality of Reference Entity	Hedge Effectiveness at Inception and at Quarter-end (b)	
Franklin Global Trends Index		N/A	Equity/Index	AEL 85LNZLR1WR9SYRVFCH09	07/20/2022	07/19/2024	747	184,266	246.7	6,210			3,234		1,868			(1,552)					
S&P 500 Dividend Aristocrats Daily Risk Control 5% Index		N/A	Equity/Index	AEL 85LNZLR1WR9SYRVFCH09	07/21/2022	07/19/2024	52	92,150	1787.88	2,976			1,550		2,690			(744)					
Invesco Dynamic Growth Index		N/A	Equity/Index	AEL 85LNZLR1WR9SYRVFCH09	07/20/2022	07/19/2024	220	579,965	2630.29	18,211			9,485		8,240			(4,553)					
Invesco Dynamic Growth Index		N/A	Equity/Index	AEL 85LNZLR1WR9SYRVFCH09	07/19/2022	07/19/2024	93	245,708	2631.595	7,715			4,018		3,445			(1,929)					
S&P 500 Dividend Aristocrats Daily Risk Control 5% Index		N/A	Equity/Index	AEL 85LNZLR1WR9SYRVFCH09	07/22/2022	07/22/2024	208	371,618	1788.59	12,486			6,503		10,787			(3,122)					
Invesco Dynamic Growth Index		N/A	Equity/Index	AEL 85LNZLR1WR9SYRVFCH09	07/22/2022	07/22/2024	305	810,240	2653.52	25,604			13,335		9,089			(6,401)					
S&P 500 Dividend Aristocrats Daily Risk Control 5% Index		N/A	Equity/Index	AEL 85LNZLR1WR9SYRVFCH09	07/25/2022	07/25/2024	32	57,784	1790.41	1,855			966		1,646			(464)					
Franklin Global Trends Index		N/A	Equity/Index	AEL 85LNZLR1WR9SYRVFCH09	07/27/2022	07/26/2024	1,064	265,250	249.37	8,965			4,670		1,954			(2,241)					
S&P 500 Dividend Aristocrats Daily Risk Control 5% Index		N/A	Equity/Index	AEL 85LNZLR1WR9SYRVFCH09	07/26/2022	07/26/2024	49	87,366	1789.93	2,822			1,470		2,505			(705)					
S&P 500 Dividend Aristocrats Daily Risk Control 5% Index		N/A	Equity/Index	AEL 85LNZLR1WR9SYRVFCH09	07/28/2022	07/26/2024	13	23,227	1801.02	732			381		582			(183)					
Invesco Dynamic Growth Index		N/A	Equity/Index	AEL 85LNZLR1WR9SYRVFCH09	07/26/2022	07/26/2024	650	1,722,385	2650.471	54,255			28,258		20,120			(13,564)					
Invesco Dynamic Growth Index		N/A	Equity/Index	AEL 85LNZLR1WR9SYRVFCH09	07/27/2022	07/26/2024	78	207,649	2662.657	6,541			3,407		2,129			(1,635)					
S&P 500 Dividend Aristocrats Daily Risk Control 5% Index		N/A	Equity/Index	AEL 85LNZLR1WR9SYRVFCH09	07/29/2022	07/29/2024	6	10,912	1804.67	352			184		262			(88)					
Invesco Dynamic Growth Index		N/A	Equity/Index	AEL 85LNZLR1WR9SYRVFCH09	07/29/2022	07/29/2024	325	870,139	2677.532	27,496			14,321		7,620			(6,874)					
S&P 500 Dividend Aristocrats Daily Risk Control 5% Index		N/A	Equity/Index	AEL 85LNZLR1WR9SYRVFCH09	08/01/2022	08/01/2024	245	441,313	1804.55	14,387			8,093		10,641			(3,597)					
Invesco Dynamic Growth Index		N/A	Equity/Index	AEL 85LNZLR1WR9SYRVFCH09	08/01/2022	08/01/2024	494	1,322,832	2678.842	41,801			23,513		11,500			(10,450)					
Franklin Global Trends Index		N/A	Equity/Index	AEL 85LNZLR1WR9SYRVFCH09	08/03/2022	08/02/2024	249	62,277	250.03	2,099			1,181		429			(525)					
S&P 500 Dividend Aristocrats Daily Risk Control 5% Index		N/A	Equity/Index	AEL 85LNZLR1WR9SYRVFCH09	08/02/2022	08/02/2024	32	58,200	1799.88	1,880			1,057		1,489			(470)					

STATEMENT AS OF JUNE 30, 2023 OF THE EAGLE LIFE INSURANCE COMPANY

SCHEDULE DB - PART A - SECTION 1

Showing all Options, Caps, Floors, Collars, Swaps and Forwards Open as of Current Statement Date

1	2	3	4	5	6	7	8	9	10	11	12	13	14	15	16	17	18	19	20	21	22	23	
Description	Description of Item(s) Hedged, Used for Income Generation or Replicated	Schedule/ Exhibit Identifier	Type(s) of Risk(s) (a)	Exchange, Counterparty or Central Clearinghouse	Trade Date	Date of Maturity or Expiration	Number of Contracts	Notional Amount	Strike Price, Rate or Index Received (Paid)	Cumulative Prior Year(s) Initial Cost of Un-discounted Premium (Received) Paid	Current Year Initial Cost of Un-discounted Premium (Received) Paid	Current Year Income	Book/ Adjusted Carrying Value	Code	Fair Value	Unrealized Valuation Increase/ (Decrease)	Total Foreign Exchange Change in B./A.C.V.	Current Year's (Amortization)/ Accretion	Adjustment to Carrying Value of Hedged Item	Potential Exposure	Credit Quality of Reference Entity	Hedge Effectiveness at Inception and at Quarter-end (b)	
S&P 500 Dividend Aristocrats Daily Risk Control 5% Index		N/A	Equity/Index	AEL 85LNZLR1WR9SYRVFCH09	08/04/2022	08/02/2024	580	1,045,497	1801.73	33,770			18,995		26,144			(8,442)					
S&P 500 Dividend Aristocrats Daily Risk Control 5% Index		N/A	Equity/Index	AEL 85LNZLR1WR9SYRVFCH09	08/03/2022	08/02/2024	178	320,983	1802.64	10,271			5,778		7,936			(2,568)					
Invesco Dynamic Growth Index		N/A	Equity/Index	AEL 85LNZLR1WR9SYRVFCH09	08/03/2022	08/02/2024	431	1,150,431	2666.73	36,124			20,319		11,458			(9,031)					
Invesco Dynamic Growth Index		N/A	Equity/Index	AEL 85LNZLR1WR9SYRVFCH09	08/04/2022	08/02/2024	74	198,167	2672.512	6,222			3,500		1,853			(1,556)					
S&P 500 Index Option PTP		N/A	Equity/Index	AEL 85LNZLR1WR9SYRVFCH09	08/03/2022	08/02/2024	11	44,227	4155.17	2,782			1,565		3,161			(696)					
S&P 500 Dividend Aristocrats Daily Risk Control 5% Index		N/A	Equity/Index	AEL 85LNZLR1WR9SYRVFCH09	08/05/2022	08/05/2024	218	393,177	1802.99	12,621			7,099		9,710			(3,155)					
Invesco Dynamic Growth Index		N/A	Equity/Index	AEL 85LNZLR1WR9SYRVFCH09	08/05/2022	08/05/2024	383	1,018,417	2658.723	31,978			17,988		11,125			(7,995)					
Invesco Dynamic Growth Index		N/A	Equity/Index	AEL 85LNZLR1WR9SYRVFCH09	08/08/2022	08/08/2024	515	1,372,798	2663.726	43,106			24,247		14,307			(10,776)					
Franklin Global Trends Index		N/A	Equity/Index	AEL 85LNZLR1WR9SYRVFCH09	08/10/2022	08/09/2024	796	198,291	249.22	6,682			3,759		1,545			(1,671)					
S&P 500 Dividend Aristocrats Daily Risk Control 5% Index		N/A	Equity/Index	AEL 85LNZLR1WR9SYRVFCH09	08/09/2022	08/09/2024	277	499,291	1803.29	16,227			9,128		12,338			(4,057)					
S&P 500 Dividend Aristocrats Daily Risk Control 5% Index		N/A	Equity/Index	AEL 85LNZLR1WR9SYRVFCH09	08/11/2022	08/09/2024	82	149,040	1813.8	4,695			2,641		3,223			(1,174)					
Invesco Dynamic Growth Index		N/A	Equity/Index	AEL 85LNZLR1WR9SYRVFCH09	08/11/2022	08/09/2024	59	157,383	2659.525	4,926			2,771		1,719			(1,232)					
Invesco Dynamic Growth Index		N/A	Equity/Index	AEL 85LNZLR1WR9SYRVFCH09	08/09/2022	08/09/2024	242	643,056	2660.044	20,192			11,358		6,984			(5,048)					
Invesco Dynamic Growth Index		N/A	Equity/Index	AEL 85LNZLR1WR9SYRVFCH09	08/10/2022	08/09/2024	96	255,000	2667.141	8,007			4,504		2,568			(2,002)					
S&P 500 Dividend Aristocrats Daily Risk Control 5% Index		N/A	Equity/Index	AEL 85LNZLR1WR9SYRVFCH09	08/12/2022	08/12/2024	96	174,433	1821.85	5,530			3,110		3,406			(1,382)					
Invesco Dynamic Growth Index		N/A	Equity/Index	AEL 85LNZLR1WR9SYRVFCH09	08/12/2022	08/12/2024	99	265,220	2666.373	8,301			4,670		2,710			(2,075)					
Franklin Global Trends Index		N/A	Equity/Index	AEL 85LNZLR1WR9SYRVFCH09	08/15/2022	08/15/2024	1,412	351,984	249.23	11,862			6,672		2,780			(2,965)					
S&P 500 Dividend Aristocrats Daily Risk Control 5% Index		N/A	Equity/Index	AEL 85LNZLR1WR9SYRVFCH09	08/15/2022	08/15/2024	22	39,977	1824.01	1,255			706		761			(314)					
Franklin Global Trends Index		N/A	Equity/Index	AEL 85LNZLR1WR9SYRVFCH09	08/17/2022	08/16/2024	626	155,499	248.25	5,225			2,939		1,390			(1,306)					

E06.66

STATEMENT AS OF JUNE 30, 2023 OF THE EAGLE LIFE INSURANCE COMPANY

SCHEDULE DB - PART A - SECTION 1

Showing all Options, Caps, Floors, Collars, Swaps and Forwards Open as of Current Statement Date

1	2	3	4	5	6	7	8	9	10	11	12	13	14	15	16	17	18	19	20	21	22	23	
Description	Description of Item(s) Hedged, Used for Income Generation or Replicated	Schedule/ Exhibit Identifier	Type(s) of Risk(s) (a)	Exchange, Counterparty or Central Clearinghouse	Trade Date	Date of Maturity or Expiration	Number of Contracts	Notional Amount	Strike Price, Rate or Index Received (Paid)	Cumulative Prior Year(s) Initial Cost of Un-discounted Premium (Received) Paid	Current Year Initial Cost of Un-discounted Premium (Received) Paid	Current Year Income	Book/ Adjusted Carrying Value	Code	Fair Value	Unrealized Valuation Increase/ (Decrease)	Total Foreign Exchange Change in B./A.C.V.	Current Year's (Amortization)/ Accretion	Adjustment to Carrying Value of Hedged Item	Potential Exposure	Credit Quality of Reference Entity	Hedge Effectiveness at Inception and at Quarter-end (b)	
S&P 500 Dividend Aristocrats Daily Risk Control 5% Index		N/A	Equity/Index	AEL 85LNZLR1WR9SYRVFCH09	08/17/2022	08/16/2024	249	454,404	1823.8	13,950			7,847		8,690			(3,488)					
S&P 500 Dividend Aristocrats Daily Risk Control 5% Index		N/A	Equity/Index	AEL 85LNZLR1WR9SYRVFCH09	08/18/2022	08/16/2024	38	68,953	1824.07	2,200			1,237		1,314			(550)					
S&P 500 Dividend Aristocrats Daily Risk Control 5% Index		N/A	Equity/Index	AEL 85LNZLR1WR9SYRVFCH09	08/16/2022	08/16/2024	236	431,635	1826.77	13,640			7,672		7,931			(3,410)					
Invesco Dynamic Growth Index		N/A	Equity/Index	AEL 85LNZLR1WR9SYRVFCH09	08/17/2022	08/16/2024	65	173,699	2661.539	5,437			3,058		1,884			(1,359)					
Invesco Dynamic Growth Index		N/A	Equity/Index	AEL 85LNZLR1WR9SYRVFCH09	08/16/2022	08/16/2024	233	621,353	2669.494	19,448			10,940		6,193			(4,862)					
S&P 500 Index Option		N/A	Equity/Index	AEL 85LNZLR1WR9SYRVFCH09	08/17/2022	08/16/2024	37	158,742	4274.04	11,307			6,360		11,760			(2,827)					
S&P 500 Dividend Aristocrats Daily Risk Control 5% Index		N/A	Equity/Index	AEL 85LNZLR1WR9SYRVFCH09	08/19/2022	08/19/2024	19	33,950	1819	1,046			588		695			(261)					
Invesco Dynamic Growth Index		N/A	Equity/Index	AEL 85LNZLR1WR9SYRVFCH09	08/19/2022	08/19/2024	280	743,260	2652.776	23,264			13,086		8,878			(5,816)					
Invesco Dynamic Growth Index		N/A	Equity/Index	AEL 85LNZLR1WR9SYRVFCH09	08/22/2022	08/22/2024	396	1,046,728	2643.582	32,763			18,429		13,792			(8,191)					
Franklin Global Trends Index		N/A	Equity/Index	AEL 85LNZLR1WR9SYRVFCH09	08/24/2022	08/23/2024	526	129,480	246.12	4,338			2,440		1,511			(1,084)					
S&P 500 Dividend Aristocrats Daily Risk Control 5% Index		N/A	Equity/Index	AEL 85LNZLR1WR9SYRVFCH09	08/24/2022	08/23/2024	223	403,372	1809.76	12,908			7,261		9,336			(3,227)					
S&P 500 Dividend Aristocrats Daily Risk Control 5% Index		N/A	Equity/Index	AEL 85LNZLR1WR9SYRVFCH09	08/25/2022	08/23/2024	136	247,474	1815.62	7,672			4,315		5,317			(1,918)					
Invesco Dynamic Growth Index		N/A	Equity/Index	AEL 85LNZLR1WR9SYRVFCH09	08/24/2022	08/23/2024	503	1,328,092	2638.059	41,436			23,308		18,513			(10,359)					
S&P 500 Index Option		N/A	Equity/Index	AEL 85LNZLR1WR9SYRVFCH09	08/24/2022	08/23/2024	6	26,405	4140.77	3,979			2,238		3,996			(995)					
S&P 500 Dividend Aristocrats Daily Risk Control 5% Index		N/A	Equity/Index	AEL 85LNZLR1WR9SYRVFCH09	08/26/2022	08/26/2024	164	295,621	1798.88	9,549			5,371		7,749			(2,387)					
Invesco Dynamic Growth Index		N/A	Equity/Index	AEL 85LNZLR1WR9SYRVFCH09	08/26/2022	08/26/2024	225	594,228	2638.741	18,540			10,429		8,268			(4,635)					
S&P 500 Dividend Aristocrats Daily Risk Control 5% Index		N/A	Equity/Index	AEL 85LNZLR1WR9SYRVFCH09	08/29/2022	08/29/2024	21	37,588	1798.29	1,146			645		1,007			(287)					
Invesco Dynamic Growth Index		N/A	Equity/Index	AEL 85LNZLR1WR9SYRVFCH09	08/29/2022	08/29/2024	462	1,214,750	2630.947	37,900			21,319		18,311			(9,475)					
Franklin Global Trends Index		N/A	Equity/Index	AEL 85LNZLR1WR9SYRVFCH09	08/31/2022	08/30/2024	871	213,720	245.4	7,138			4,015		2,740			(1,785)					

E06.67

STATEMENT AS OF JUNE 30, 2023 OF THE EAGLE LIFE INSURANCE COMPANY

SCHEDULE DB - PART A - SECTION 1

Showing all Options, Caps, Floors, Collars, Swaps and Forwards Open as of Current Statement Date

1	2	3	4	5	6	7	8	9	10	11	12	13	14	15	16	17	18	19	20	21	22	23	
Description	Description of Item(s) Hedged, Used for Income Generation or Replicated	Schedule/ Exhibit Identifier	Type(s) of Risk(s) (a)	Exchange, Counterparty or Central Clearinghouse	Trade Date	Date of Maturity or Expiration	Number of Contracts	Notional Amount	Strike Price, Rate or Index Received (Paid)	Cumulative Prior Year(s) Initial Cost of Un-discounted Premium (Received) Paid	Current Year Initial Cost of Un-discounted Premium (Received) Paid	Current Year Income	Book/ Adjusted Carrying Value	Code	Fair Value	Unrealized Valuation Increase/ (Decrease)	Total Foreign Exchange Change in B./A.C.V.	Current Year's (Amortization)/ Accretion	Adjustment to Carrying Value of Hedged Item	Potential Exposure	Credit Quality of Reference Entity	Hedge Effectiveness at Inception and at Quarter-end (b)	
S&P 500 Dividend Aristocrats Daily Risk Control 5% Index		N/A	Equity/Index	AEL 85LNZLR1WR9SYRVFCH09	08/31/2022	08/30/2024	23	40,354	1789	1,299			731		1,206			(325)					
S&P 500 Dividend Aristocrats Daily Risk Control 5% Index		N/A	Equity/Index	AEL 85LNZLR1WR9SYRVFCH09	09/01/2022	08/30/2024	20	36,375	1790.24	1,164			703		1,072			(291)					
S&P 500 Dividend Aristocrats Daily Risk Control 5% Index		N/A	Equity/Index	AEL 85LNZLR1WR9SYRVFCH09	08/30/2022	08/30/2024	129	231,680	1792.64	6,997			3,936		6,639			(1,749)					
Invesco Dynamic Growth Index		N/A	Equity/Index	AEL 85LNZLR1WR9SYRVFCH09	09/01/2022	08/30/2024	134	349,750	2613.972	10,877			6,572		6,188			(2,719)					
Invesco Dynamic Growth Index		N/A	Equity/Index	AEL 85LNZLR1WR9SYRVFCH09	09/02/2022	08/30/2024	20	52,290	2616.84	1,626			983		901			(407)					
Invesco Dynamic Growth Index		N/A	Equity/Index	AEL 85LNZLR1WR9SYRVFCH09	08/31/2022	08/30/2024	123	321,705	2621.283	10,005			5,628		5,320			(2,501)					
Invesco Dynamic Growth Index		N/A	Equity/Index	AEL 85LNZLR1WR9SYRVFCH09	08/30/2022	08/30/2024	405	1,063,234	2626.235	33,067			18,600		16,786			(8,267)					
Franklin Global Trends Index		N/A	Equity/Index	AEL 85LNZLR1WR9SYRVFCH09	09/08/2022	09/06/2024	397	96,750	243.91	3,231			1,952		1,474			(808)					
Franklin Global Trends Index		N/A	Equity/Index	AEL 85LNZLR1WR9SYRVFCH09	09/07/2022	09/06/2024	450	110,030	244.38	3,675			2,220		1,595			(919)					
S&P 500 Dividend Aristocrats Daily Risk Control 5% Index		N/A	Equity/Index	AEL 85LNZLR1WR9SYRVFCH09	09/07/2022	09/06/2024	136	244,463	1796.18	7,774			4,697		6,765			(1,943)					
S&P 500 Dividend Aristocrats Daily Risk Control 5% Index		N/A	Equity/Index	AEL 85LNZLR1WR9SYRVFCH09	09/08/2022	09/06/2024	150	270,357	1797.77	8,408			5,080		7,343			(2,102)					
Invesco Dynamic Growth Index		N/A	Equity/Index	AEL 85LNZLR1WR9SYRVFCH09	09/07/2022	09/06/2024	175	457,472	2616.018	14,227			8,596		8,016			(3,557)					
Invesco Dynamic Growth Index		N/A	Equity/Index	AEL 85LNZLR1WR9SYRVFCH09	09/08/2022	09/06/2024	89	231,750	2616.33	7,207			4,354		4,049			(1,802)					
S&P 500 Index Option PTP		N/A	Equity/Index	AEL 85LNZLR1WR9SYRVFCH09	09/07/2022	09/06/2024	40	158,762	3979.87	7,684			4,642		10,830			(1,921)					
S&P 500 Dividend Aristocrats Daily Risk Control 5% Index		N/A	Equity/Index	AEL 85LNZLR1WR9SYRVFCH09	09/09/2022	09/09/2024	48	87,300	1802.92	2,741			1,656		2,237			(685)					
Invesco Dynamic Growth Index		N/A	Equity/Index	AEL 85LNZLR1WR9SYRVFCH09	09/09/2022	09/09/2024	238	624,415	2618.539	19,419			11,732		10,734			(4,855)					
S&P 500 Dividend Aristocrats Daily Risk Control 5% Index		N/A	Equity/Index	AEL 85LNZLR1WR9SYRVFCH09	09/15/2022	09/13/2024	207	368,752	1778.97	11,505			6,951		12,450			(2,876)					
S&P 500 Dividend Aristocrats Daily Risk Control 5% Index		N/A	Equity/Index	AEL 85LNZLR1WR9SYRVFCH09	09/13/2022	09/13/2024	68	121,036	1788.47	3,764			2,274		3,681			(941)					
Invesco Dynamic Growth Index		N/A	Equity/Index	AEL 85LNZLR1WR9SYRVFCH09	09/15/2022	09/13/2024	519	1,347,372	2595.975	41,499			25,072		28,421			(10,375)					
Invesco Dynamic Growth Index		N/A	Equity/Index	AEL 85LNZLR1WR9SYRVFCH09	09/13/2022	09/13/2024	538	1,401,120	2602.968	43,435			26,242		27,816			(10,859)					

E06.68

STATEMENT AS OF JUNE 30, 2023 OF THE EAGLE LIFE INSURANCE COMPANY

SCHEDULE DB - PART A - SECTION 1

Showing all Options, Caps, Floors, Collars, Swaps and Forwards Open as of Current Statement Date

1	2	3	4	5	6	7	8	9	10	11	12	13	14	15	16	17	18	19	20	21	22	23	
Description	Description of Item(s) Hedged, Used for Income Generation or Replicated	Schedule/ Exhibit Identifier	Type(s) of Risk(s) (a)	Exchange, Counterparty or Central Clearinghouse	Trade Date	Date of Maturity or Expiration	Number of Contracts	Notional Amount	Strike Price, Rate or Index Received (Paid)	Cumulative Prior Year(s) Initial Cost of Un-discounted Premium (Received) Paid	Current Year Initial Cost of Un-discounted Premium (Received) Paid	Current Year Income	Book/ Adjusted Carrying Value	Code	Fair Value	Unrealized Valuation Increase/ (Decrease)	Total Foreign Exchange Change in B./A.C.V.	Current Year's (Amortization)/ Accretion	Adjustment to Carrying Value of Hedged Item	Potential Exposure	Credit Quality of Reference Entity	Hedge Effectiveness at Inception and at Quarter-end (b)	
Invesco Dynamic Growth Index		N/A	Equity/Index	AEL 85LNZLR1WR9SYRVFCH09	09/14/2022	09/13/2024	258	673,249	2604.56	20,803			12,569		13,181			(5,201)					
Invesco Dynamic Growth Index		N/A	Equity/Index	AEL 85LNZLR1WR9SYRVFCH09	09/16/2022	09/16/2024	140	363,090	2597.001	11,219			6,778		7,615			(2,805)					
S&P 500 Dividend Aristocrats Daily Risk Control 5% Index		N/A	Equity/Index	AEL 85LNZLR1WR9SYRVFCH09	09/19/2022	09/19/2024	54	95,554	1780.81	2,914			1,761		3,176			(729)					
Invesco Dynamic Growth Index		N/A	Equity/Index	AEL 85LNZLR1WR9SYRVFCH09	09/19/2022	09/19/2024	138	357,475	2594.225	11,010			6,652		7,701			(2,753)					
Franklin Global Trends Index		N/A	Equity/Index	AEL 85LNZLR1WR9SYRVFCH09	09/20/2022	09/20/2024	256	61,677	241.26	2,041			1,233		1,251			(510)					
S&P 500 Dividend Aristocrats Daily Risk Control 5% Index		N/A	Equity/Index	AEL 85LNZLR1WR9SYRVFCH09	09/21/2022	09/20/2024	139	246,380	1768.61	7,687			4,644		9,319			(1,922)					
Invesco Dynamic Growth Index		N/A	Equity/Index	AEL 85LNZLR1WR9SYRVFCH09	09/21/2022	09/20/2024	197	510,042	2583.475	15,709			9,491		12,034			(3,927)					
Invesco Dynamic Growth Index		N/A	Equity/Index	AEL 85LNZLR1WR9SYRVFCH09	09/20/2022	09/20/2024	71	183,529	2584.915	5,653			3,415		4,279			(1,413)					
S&P 500 Index Option PTP		N/A	Equity/Index	AEL 85LNZLR1WR9SYRVFCH09	09/21/2022	09/20/2024	1	4,183	3789.93	665			402		1,009			(166)					
Franklin Global Trends Index		N/A	Equity/Index	AEL 85LNZLR1WR9SYRVFCH09	09/23/2022	09/23/2024	758	181,892	239.88	6,002			3,626		4,213			(1,501)					
S&P 500 Dividend Aristocrats Daily Risk Control 5% Index		N/A	Equity/Index	AEL 85LNZLR1WR9SYRVFCH09	09/23/2022	09/23/2024	32	56,396	1759.37	1,731			1,046		2,345			(433)					
Invesco Dynamic Growth Index		N/A	Equity/Index	AEL 85LNZLR1WR9SYRVFCH09	09/23/2022	09/23/2024	1,471	3,763,614	2559.331	115,543			69,807		107,940			(28,886)					
S&P 500 Dividend Aristocrats Daily Risk Control 5% Index		N/A	Equity/Index	AEL 85LNZLR1WR9SYRVFCH09	09/26/2022	09/26/2024	360	631,487	1754.33	19,387			11,713		27,613			(4,847)					
Invesco Dynamic Growth Index		N/A	Equity/Index	AEL 85LNZLR1WR9SYRVFCH09	09/26/2022	09/26/2024	329	835,769	2543.256	25,658			15,502		27,114			(6,415)					
Franklin Global Trends Index		N/A	Equity/Index	AEL 85LNZLR1WR9SYRVFCH09	09/28/2022	09/27/2024	1,362	326,014	239.38	10,758			6,500		7,935			(2,690)					
S&P 500 Dividend Aristocrats Daily Risk Control 5% Index		N/A	Equity/Index	AEL 85LNZLR1WR9SYRVFCH09	09/29/2022	09/27/2024	16	27,160	1751.24	856			517		1,224			(214)					
S&P 500 Dividend Aristocrats Daily Risk Control 5% Index		N/A	Equity/Index	AEL 85LNZLR1WR9SYRVFCH09	09/27/2022	09/27/2024	97	169,750	1751.35	5,228			3,159		7,640			(1,307)					
S&P 500 Dividend Aristocrats Daily Risk Control 5% Index		N/A	Equity/Index	AEL 85LNZLR1WR9SYRVFCH09	09/28/2022	09/27/2024	80	139,987	1758.96	4,354			2,630		5,855			(1,088)					
Invesco Dynamic Growth Index		N/A	Equity/Index	AEL 85LNZLR1WR9SYRVFCH09	09/27/2022	09/27/2024	224	568,657	2537.669	17,458			10,547		19,229			(4,364)					
Invesco Dynamic Growth Index		N/A	Equity/Index	AEL 85LNZLR1WR9SYRVFCH09	09/28/2022	09/27/2024	78	199,723	2561.321	6,131			3,704		5,656			(1,533)					
S&P 500 Index Option PTP		N/A	Equity/Index	AEL 85LNZLR1WR9SYRVFCH09	09/28/2022	09/27/2024	15	55,859	3719.04	2,664			1,610		4,052			(666)					

E06.69

STATEMENT AS OF JUNE 30, 2023 OF THE EAGLE LIFE INSURANCE COMPANY

SCHEDULE DB - PART A - SECTION 1

Showing all Options, Caps, Floors, Collars, Swaps and Forwards Open as of Current Statement Date

1	2	3	4	5	6	7	8	9	10	11	12	13	14	15	16	17	18	19	20	21	22	23	
Description	Description of Item(s) Hedged, Used for Income Generation or Replicated	Schedule/ Exhibit Identifier	Type(s) of Risk(s) (a)	Exchange, Counterparty or Central Clearinghouse	Trade Date	Date of Maturity or Expiration	Number of Contracts	Notional Amount	Strike Price, Rate or Index Received (Paid)	Cumulative Prior Year(s) Initial Cost of Un-discounted Premium (Received) Paid	Current Year Initial Cost of Un-discounted Premium (Received) Paid	Current Year Income	Book/ Adjusted Carrying Value	Code	Fair Value	Unrealized Valuation Increase/ (Decrease)	Total Foreign Exchange Change in B./A.C.V.	Current Year's (Amortization)/ Accretion	Adjustment to Carrying Value of Hedged Item	Potential Exposure	Credit Quality of Reference Entity	Hedge Effectiveness at Inception and at Quarter-end (b)	
Invesco Dynamic Growth Index		N/A	Equity/Index	AEL 85LNZLR1WR9SYRVFCH09	09/30/2022	09/30/2024	11	27,930	2540.87	.860			.520		.924				(215)				
S&P 500 Dividend Aristocrats Daily Risk Control 5% Index		N/A	Equity/Index	AEL 85LNZLR1WR9SYRVFCH09	10/03/2022	10/03/2024	68	118,698	1757.92	3,727			2,407		5,030				(932)				
Invesco Dynamic Growth Index		N/A	Equity/Index	AEL 85LNZLR1WR9SYRVFCH09	10/03/2022	10/03/2024	136	348,075	2557.818	10,721			6,924		10,167				(2,680)				
Franklin Global Trends Index		N/A	Equity/Index	AEL 85LNZLR1WR9SYRVFCH09	10/05/2022	10/04/2024	678	161,975	239.07	5,345			3,452		4,080				(1,336)				
S&P 500 Dividend Aristocrats Daily Risk Control 5% Index		N/A	Equity/Index	AEL 85LNZLR1WR9SYRVFCH09	10/06/2022	10/04/2024	119	210,490	1761.89	6,483			4,187		8,585				(1,621)				
S&P 500 Dividend Aristocrats Daily Risk Control 5% Index		N/A	Equity/Index	AEL 85LNZLR1WR9SYRVFCH09	10/05/2022	10/04/2024	173	305,356	1766.74	9,497			6,133		11,866				(2,374)				
Invesco Dynamic Growth Index		N/A	Equity/Index	AEL 85LNZLR1WR9SYRVFCH09	10/06/2022	10/04/2024	154	393,103	2557.103	12,068			7,794		11,553				(3,017)				
Invesco Dynamic Growth Index		N/A	Equity/Index	AEL 85LNZLR1WR9SYRVFCH09	10/05/2022	10/04/2024	504	1,292,758	2563.361	39,688			25,632		36,214				(9,922)				
Invesco Dynamic Growth Index		N/A	Equity/Index	AEL 85LNZLR1WR9SYRVFCH09	10/04/2022	10/04/2024	67	172,375	2569.448	5,309			3,429		4,605				(1,327)				
S&P 500 Index Option PTP		N/A	Equity/Index	AEL 85LNZLR1WR9SYRVFCH09	10/05/2022	10/04/2024	33	124,787	3783.28	7,921			5,115		11,663				(1,980)				
S&P 500 Dividend Aristocrats Daily Risk Control 5% Index		N/A	Equity/Index	AEL 85LNZLR1WR9SYRVFCH09	10/07/2022	10/07/2024	46	80,673	1754.09	2,501			1,615		3,554				(625)				
Invesco Dynamic Growth Index		N/A	Equity/Index	AEL 85LNZLR1WR9SYRVFCH09	10/07/2022	10/07/2024	56	143,832	2548.4	4,416			2,852		4,520				(1,104)				
S&P 500 Dividend Aristocrats Daily Risk Control 5% Index		N/A	Equity/Index	AEL 85LNZLR1WR9SYRVFCH09	10/10/2022	10/10/2024	344	603,757	1754.35	18,475			11,932		26,567				(4,619)				
Invesco Dynamic Growth Index		N/A	Equity/Index	AEL 85LNZLR1WR9SYRVFCH09	10/10/2022	10/10/2024	349	888,765	2543.441	27,196			17,564		29,018				(6,799)				
Franklin Global Trends Index		N/A	Equity/Index	AEL 85LNZLR1WR9SYRVFCH09	10/12/2022	10/11/2024	647	154,049	238.06	5,068			3,273		4,263				(1,267)				
S&P 500 Dividend Aristocrats Daily Risk Control 5% Index		N/A	Equity/Index	AEL 85LNZLR1WR9SYRVFCH09	10/12/2022	10/11/2024	183	320,100	1751.99	9,923			6,409		14,409				(2,481)				
S&P 500 Dividend Aristocrats Daily Risk Control 5% Index		N/A	Equity/Index	AEL 85LNZLR1WR9SYRVFCH09	10/11/2022	10/11/2024	235	413,054	1755.52	12,763			8,243		17,982				(3,191)				
S&P 500 Dividend Aristocrats Daily Risk Control 5% Index		N/A	Equity/Index	AEL 85LNZLR1WR9SYRVFCH09	10/13/2022	10/11/2024	13	23,719	1761.19	709			458		978				(177)				
Invesco Dynamic Growth Index		N/A	Equity/Index	AEL 85LNZLR1WR9SYRVFCH09	10/11/2022	10/11/2024	9	22,472	2543.626	690			446		733				(172)				
Invesco Dynamic Growth Index		N/A	Equity/Index	AEL 85LNZLR1WR9SYRVFCH09	10/12/2022	10/11/2024	703	1,788,527	2544.096	54,729			35,346		58,148				(13,682)				

E06.70

STATEMENT AS OF JUNE 30, 2023 OF THE EAGLE LIFE INSURANCE COMPANY

SCHEDULE DB - PART A - SECTION 1

Showing all Options, Caps, Floors, Collars, Swaps and Forwards Open as of Current Statement Date

1	2	3	4	5	6	7	8	9	10	11	12	13	14	15	16	17	18	19	20	21	22	23
Description	Description of Item(s) Hedged, Used for Income Generation or Replicated	Schedule/ Exhibit Identifier	Type(s) of Risk(s) (a)	Exchange, Counterparty or Central Clearinghouse	Trade Date	Date of Maturity or Expiration	Number of Contracts	Notional Amount	Strike Price, Rate or Index Received (Paid)	Cumulative Prior Year(s) Initial Cost of Un-discounted Premium (Received) Paid	Current Year Initial Cost of Un-discounted Premium (Received) Paid	Current Year Income	Book/ Adjusted Carrying Value	Code	Fair Value	Unrealized Valuation Increase/ (Decrease)	Total Foreign Exchange Change in B./A.C.V.	Current Year's (Amortization)/ Accretion	Adjustment to Carrying Value of Hedged Item	Potential Exposure	Credit Quality of Reference Entity	Hedge Effectiveness at Inception and at Quarter-end (b)
Invesco Dynamic Growth Index		N/A	Equity/Index	AEL 85LNZLR1WR9SYRVFCH09	10/13/2022	10/11/2024	26	67,077	2547.935	2,046			1,321		2,120			(511)				
S&P 500 Index Option		N/A	Equity/Index	AEL 85LNZLR1WR9SYRVFCH09	10/12/2022	10/11/2024	11	37,793	3577.03	6,338			4,093		11,599			(1,584)				
S&P 500 Dividend Aristocrats Daily Risk Control 5% Index		N/A	Equity/Index	AEL 85LNZLR1WR9SYRVFCH09	10/17/2022	10/17/2024	41	71,919	1761.04	2,186			1,412		2,977			(547)				
Invesco Dynamic Growth Index		N/A	Equity/Index	AEL 85LNZLR1WR9SYRVFCH09	10/17/2022	10/17/2024	44	112,455	2545.773	3,441			2,222		3,624			(860)				
Franklin Global Trends Index		N/A	Equity/Index	AEL 85LNZLR1WR9SYRVFCH09	10/19/2022	10/18/2024	491	115,949	236.25	3,803			2,456		3,750			(951)				
S&P 500 Dividend Aristocrats Daily Risk Control 5% Index		N/A	Equity/Index	AEL 85LNZLR1WR9SYRVFCH09	10/20/2022	10/18/2024	84	147,888	1758.26	4,496			2,904		6,292			(1,124)				
S&P 500 Dividend Aristocrats Daily Risk Control 5% Index		N/A	Equity/Index	AEL 85LNZLR1WR9SYRVFCH09	10/19/2022	10/18/2024	15	25,711	1763.21	789			510		1,043			(197)				
Invesco Dynamic Growth Index		N/A	Equity/Index	AEL 85LNZLR1WR9SYRVFCH09	10/20/2022	10/18/2024	59	149,940	2534.564	4,558			2,944		5,239			(1,140)				
Invesco Dynamic Growth Index		N/A	Equity/Index	AEL 85LNZLR1WR9SYRVFCH09	10/19/2022	10/18/2024	133	337,747	2541.712	10,301			6,653		11,214			(2,575)				
Invesco Dynamic Growth Index		N/A	Equity/Index	AEL 85LNZLR1WR9SYRVFCH09	10/18/2022	10/18/2024	48	123,117	2550.373	3,767			2,433		3,838			(942)				
S&P 500 Index Option		N/A	Equity/Index	AEL 85LNZLR1WR9SYRVFCH09	10/19/2022	10/18/2024	5	20,299	3695.16	3,420			2,209		5,515			(855)				
Franklin Global Trends Index		N/A	Equity/Index	AEL 85LNZLR1WR9SYRVFCH09	10/21/2022	10/21/2024	613	144,500	235.68	4,740			3,061		4,900			(1,185)				
S&P 500 Dividend Aristocrats Daily Risk Control 5% Index		N/A	Equity/Index	AEL 85LNZLR1WR9SYRVFCH09	10/21/2022	10/21/2024	49	87,300	1766.38	2,654			1,714		3,437			(663)				
Invesco Dynamic Growth Index		N/A	Equity/Index	AEL 85LNZLR1WR9SYRVFCH09	10/21/2022	10/21/2024	263	669,007	2545.113	20,405			13,178		21,708			(5,101)				
Invesco Dynamic Growth Index		N/A	Equity/Index	AEL 85LNZLR1WR9SYRVFCH09	10/24/2022	10/24/2024	301	767,898	2549.046	23,421			15,126		24,254			(5,855)				
S&P 500 Dividend Aristocrats Daily Risk Control 5% Index		N/A	Equity/Index	AEL 85LNZLR1WR9SYRVFCH09	10/25/2022	10/25/2024	253	450,012	1775.83	13,770			8,893		16,144			(3,443)				
S&P 500 Dividend Aristocrats Daily Risk Control 5% Index		N/A	Equity/Index	AEL 85LNZLR1WR9SYRVFCH09	10/26/2022	10/25/2024	287	510,997	1777.81	15,637			10,099		17,962			(3,909)				
S&P 500 Dividend Aristocrats Daily Risk Control 5% Index		N/A	Equity/Index	AEL 85LNZLR1WR9SYRVFCH09	10/27/2022	10/25/2024	109	193,515	1778.54	5,864			3,787		6,751			(1,466)				
Invesco Dynamic Growth Index		N/A	Equity/Index	AEL 85LNZLR1WR9SYRVFCH09	10/25/2022	10/25/2024	691	1,768,849	2558.242	54,127			34,957		52,234			(13,532)				
Invesco Dynamic Growth Index		N/A	Equity/Index	AEL 85LNZLR1WR9SYRVFCH09	10/26/2022	10/25/2024	352	902,158	2561.239	27,606			17,829		26,049			(6,902)				
Invesco Dynamic Growth Index		N/A	Equity/Index	AEL 85LNZLR1WR9SYRVFCH09	10/27/2022	10/25/2024	171	439,040	2564.74	13,435			8,677		12,346			(3,359)				

STATEMENT AS OF JUNE 30, 2023 OF THE EAGLE LIFE INSURANCE COMPANY

SCHEDULE DB - PART A - SECTION 1

Showing all Options, Caps, Floors, Collars, Swaps and Forwards Open as of Current Statement Date

1	2	3	4	5	6	7	8	9	10	11	12	13	14	15	16	17	18	19	20	21	22	23	
Description	Description of Item(s) Hedged, Used for Income Generation or Replicated	Schedule/ Exhibit Identifier	Type(s) of Risk(s) (a)	Exchange, Counterparty or Central Clearinghouse	Trade Date	Date of Maturity or Expiration	Number of Contracts	Notional Amount	Strike Price, Rate or Index Received (Paid)	Cumulative Prior Year(s) Initial Cost of Un-discounted Premium (Received) Paid	Current Year Initial Cost of Un-discounted Premium (Received) Paid	Current Year Income	Book/ Adjusted Carrying Value	Code	Fair Value	Unrealized Valuation Increase/ (Decrease)	Total Foreign Exchange Change in B./A.C.V.	Current Year's (Amortization)/ Accretion	Adjustment to Carrying Value of Hedged Item	Potential Exposure	Credit Quality of Reference Entity	Hedge Effectiveness at Inception and at Quarter-end (b)	
S&P 500 Index Option PTPT		N/A	Equity/Index	AEL 85LNZLR1WR9SYRVFCH09	10/26/2022	10/25/2024	9	33,449	3830.6	2,028			1,310		2,956			(507)					
Invesco Dynamic Growth Index		N/A	Equity/Index	AEL 85LNZLR1WR9SYRVFCH09	10/28/2022	10/28/2024	162	416,526	2568.383	12,746			8,232		11,416			(3,186)					
S&P 500 Dividend Aristocrats Daily Risk Control 5% Index		N/A	Equity/Index	AEL 85LNZLR1WR9SYRVFCH09	10/31/2022	10/31/2024	169	301,431	1784.95	9,073			5,860		9,873			(2,268)					
Invesco Dynamic Growth Index		N/A	Equity/Index	AEL 85LNZLR1WR9SYRVFCH09	10/31/2022	10/31/2024	272	697,608	2562.452	21,277			13,741		20,038			(5,319)					
Franklin Global Trends Index		N/A	Equity/Index	AEL 85LNZLR1WR9SYRVFCH09	11/02/2022	11/01/2024	653	154,570	236.78	5,054			3,475		4,834			(1,264)					
S&P 500 Dividend Aristocrats Daily Risk Control 5% Index		N/A	Equity/Index	AEL 85LNZLR1WR9SYRVFCH09	11/02/2022	11/01/2024	340	604,451	1776.06	18,254			12,550		21,727			(4,564)					
S&P 500 Dividend Aristocrats Daily Risk Control 5% Index		N/A	Equity/Index	AEL 85LNZLR1WR9SYRVFCH09	11/01/2022	11/01/2024	69	122,862	1784.06	3,723			2,559		4,065			(931)					
Invesco Dynamic Growth Index		N/A	Equity/Index	AEL 85LNZLR1WR9SYRVFCH09	11/03/2022	11/01/2024	27	69,965	2548.262	2,127			1,462		2,232			(532)					
Invesco Dynamic Growth Index		N/A	Equity/Index	AEL 85LNZLR1WR9SYRVFCH09	11/02/2022	11/01/2024	340	870,206	2555.989	26,541			18,247		26,243			(6,635)					
Invesco Dynamic Growth Index		N/A	Equity/Index	AEL 85LNZLR1WR9SYRVFCH09	11/01/2022	11/01/2024	56	143,563	2561.69	4,379			3,010		4,150			(1,095)					
S&P 500 Dividend Aristocrats Daily Risk Control 5% Index		N/A	Equity/Index	AEL 85LNZLR1WR9SYRVFCH09	11/07/2022	11/07/2024	29	52,201	1785.59	1,561			1,073		1,706			(390)					
Invesco Dynamic Growth Index		N/A	Equity/Index	AEL 85LNZLR1WR9SYRVFCH09	11/07/2022	11/07/2024	132	336,816	2550.51	10,239			7,039		10,609			(2,560)					
S&P 500 Dividend Aristocrats Daily Risk Control 5% Index		N/A	Equity/Index	AEL 85LNZLR1WR9SYRVFCH09	11/09/2022	11/08/2024	38	68,319	1781.95	2,070			1,423		2,322			(518)					
S&P 500 Dividend Aristocrats Daily Risk Control 5% Index		N/A	Equity/Index	AEL 85LNZLR1WR9SYRVFCH09	11/10/2022	11/08/2024	132	238,256	1800.8	7,172			4,930		6,610			(1,793)					
Invesco Dynamic Growth Index		N/A	Equity/Index	AEL 85LNZLR1WR9SYRVFCH09	11/09/2022	11/08/2024	154	394,124	2553.648	11,981			8,237		12,141			(2,995)					
Invesco Dynamic Growth Index		N/A	Equity/Index	AEL 85LNZLR1WR9SYRVFCH09	11/08/2022	11/08/2024	284	726,180	2558.616	22,076			15,177		21,570			(5,519)					
Invesco Dynamic Growth Index		N/A	Equity/Index	AEL 85LNZLR1WR9SYRVFCH09	11/10/2022	11/08/2024	324	837,078	2587.395	25,615			17,610		19,955			(6,404)					
S&P 500 Index Option PTPT		N/A	Equity/Index	AEL 85LNZLR1WR9SYRVFCH09	11/09/2022	11/08/2024	8	29,700	3748.57	1,118			769		1,666			(280)					
S&P 500 Dividend Aristocrats Daily Risk Control 5% Index		N/A	Equity/Index	AEL 85LNZLR1WR9SYRVFCH09	11/11/2022	11/11/2024	17	31,350	1804.21	962			662		839			(241)					
Invesco Dynamic Growth Index		N/A	Equity/Index	AEL 85LNZLR1WR9SYRVFCH09	11/11/2022	11/11/2024	322	833,537	2585.782	25,506			17,536		20,174			(6,377)					

STATEMENT AS OF JUNE 30, 2023 OF THE EAGLE LIFE INSURANCE COMPANY

SCHEDULE DB - PART A - SECTION 1

Showing all Options, Caps, Floors, Collars, Swaps and Forwards Open as of Current Statement Date

1	2	3	4	5	6	7	8	9	10	11	12	13	14	15	16	17	18	19	20	21	22	23	
Description	Description of Item(s) Hedged, Used for Income Generation or Replicated	Schedule/ Exhibit Identifier	Type(s) of Risk(s) (a)	Exchange, Counterparty or Central Clearinghouse	Trade Date	Date of Maturity or Expiration	Number of Contracts	Notional Amount	Strike Price, Rate or Index Received (Paid)	Cumulative Prior Year(s) Initial Cost of Un-discounted Premium (Received) Paid	Current Year Initial Cost of Un-discounted Premium (Received) Paid	Current Year Income	Book/ Adjusted Carrying Value	Code	Fair Value	Unrealized Valuation Increase/ (Decrease)	Total Foreign Exchange Change in B./A.C.V.	Current Year's (Amortization)/ Accretion	Adjustment to Carrying Value of Hedged Item	Potential Exposure	Credit Quality of Reference Entity	Hedge Effectiveness at Inception and at Quarter-end (b)	
Franklin Global Trends Index		N/A	Equity/Index	AEL 85LNZLR1WR9SYRVFCH09	11/16/2022	11/15/2024	727	174,621	240.26	5,745			3,950		4,113			(1,436)					
S&P 500 Dividend Aristocrats Daily Risk Control 5% Index		N/A	Equity/Index	AEL 85LNZLR1WR9SYRVFCH09	11/16/2022	11/15/2024	9	16,296	1801.5	499			343		451			(125)					
Invesco Dynamic Growth Index		N/A	Equity/Index	AEL 85LNZLR1WR9SYRVFCH09	11/17/2022	11/15/2024	170	441,000	2587.403	13,451			9,247		10,572			(3,363)					
Invesco Dynamic Growth Index		N/A	Equity/Index	AEL 85LNZLR1WR9SYRVFCH09	11/15/2022	11/15/2024	121	314,382	2588.028	9,620			6,614		7,500			(2,405)					
Invesco Dynamic Growth Index		N/A	Equity/Index	AEL 85LNZLR1WR9SYRVFCH09	11/16/2022	11/15/2024	64	164,836	2592.554	5,044			3,468		3,794			(1,261)					
S&P 500 Index Option PTP		N/A	Equity/Index	AEL 85LNZLR1WR9SYRVFCH09	11/16/2022	11/15/2024	28	108,900	3958.79	10,367			7,128		14,626			(2,592)					
Franklin Global Trends Index		N/A	Equity/Index	AEL 85LNZLR1WR9SYRVFCH09	11/18/2022	11/18/2024	7,876	1,883,952	239.19	61,794			42,483		48,826			(15,448)					
S&P 500 Dividend Aristocrats Daily Risk Control 5% Index		N/A	Equity/Index	AEL 85LNZLR1WR9SYRVFCH09	11/18/2022	11/18/2024	111	199,857	1802.74	6,176			4,246		5,472			(1,544)					
Invesco Dynamic Growth Index		N/A	Equity/Index	AEL 85LNZLR1WR9SYRVFCH09	11/18/2022	11/18/2024	459	1,187,414	2586.07	36,335			24,980		28,835			(9,084)					
Invesco Dynamic Growth Index		N/A	Equity/Index	AEL 85LNZLR1WR9SYRVFCH09	11/21/2022	11/21/2024	12	31,135	2585.691	953			655		760			(238)					
Franklin Global Trends Index		N/A	Equity/Index	AEL 85LNZLR1WR9SYRVFCH09	11/23/2022	11/22/2024	222	53,394	240.25	1,751			1,204		1,267			(438)					
S&P 500 Dividend Aristocrats Daily Risk Control 5% Index		N/A	Equity/Index	AEL 85LNZLR1WR9SYRVFCH09	11/22/2022	11/22/2024	44	79,790	1808.77	2,426			1,668		2,049			(606)					
S&P 500 Dividend Aristocrats Daily Risk Control 5% Index		N/A	Equity/Index	AEL 85LNZLR1WR9SYRVFCH09	11/23/2022	11/22/2024	181	327,374	1809.42	9,658			6,640		8,344			(2,414)					
Invesco Dynamic Growth Index		N/A	Equity/Index	AEL 85LNZLR1WR9SYRVFCH09	11/22/2022	11/22/2024	105	271,355	2591.748	8,276			5,690		6,323			(2,069)					
Invesco Dynamic Growth Index		N/A	Equity/Index	AEL 85LNZLR1WR9SYRVFCH09	11/23/2022	11/22/2024	137	356,492	2595.28	10,909			7,500		8,078			(2,727)					
S&P 500 Index Option PTP		N/A	Equity/Index	AEL 85LNZLR1WR9SYRVFCH09	11/23/2022	11/22/2024	36	143,781	4027.26	17,073			11,738		22,179			(4,268)					
Invesco Dynamic Growth Index		N/A	Equity/Index	AEL 85LNZLR1WR9SYRVFCH09	11/28/2022	11/27/2024	76	196,000	2591.4	5,978			4,110		4,598			(1,494)					
Franklin Global Trends Index		N/A	Equity/Index	AEL 85LNZLR1WR9SYRVFCH09	11/30/2022	11/29/2024	1,465	352,654	240.7	11,567			7,952		8,095			(2,892)					
S&P 500 Dividend Aristocrats Daily Risk Control 5% Index		N/A	Equity/Index	AEL 85LNZLR1WR9SYRVFCH09	11/29/2022	11/29/2024	2	3,750	1803.87	112			77		102			(28)					
S&P 500 Dividend Aristocrats Daily Risk Control 5% Index		N/A	Equity/Index	AEL 85LNZLR1WR9SYRVFCH09	11/30/2022	11/29/2024	329	596,576	1811.32	18,434			12,674		14,976			(4,609)					
Invesco Dynamic Growth Index		N/A	Equity/Index	AEL 85LNZLR1WR9SYRVFCH09	11/29/2022	11/29/2024	98	252,938	2588.359	7,740			5,321		6,086			(1,935)					
Invesco Dynamic Growth Index		N/A	Equity/Index	AEL 85LNZLR1WR9SYRVFCH09	11/30/2022	11/29/2024	396	1,029,899	2600.628	31,412			21,596		22,499			(7,853)					

E06.73

STATEMENT AS OF JUNE 30, 2023 OF THE EAGLE LIFE INSURANCE COMPANY

SCHEDULE DB - PART A - SECTION 1

Showing all Options, Caps, Floors, Collars, Swaps and Forwards Open as of Current Statement Date

1	2	3	4	5	6	7	8	9	10	11	12	13	14	15	16	17	18	19	20	21	22	23	
Description	Description of Item(s) Hedged, Used for Income Generation or Replicated	Schedule/ Exhibit Identifier	Type(s) of Risk(s) (a)	Exchange, Counterparty or Central Clearinghouse	Trade Date	Date of Maturity or Expiration	Number of Contracts	Notional Amount	Strike Price, Rate or Index Received (Paid)	Cumulative Prior Year(s) Initial Cost of Un-discounted Premium (Received) Paid	Current Year Initial Cost of Un-discounted Premium (Received) Paid	Current Year Income	Book/ Adjusted Carrying Value	Code	Fair Value	Unrealized Valuation Increase/ (Decrease)	Total Foreign Exchange Change in B./A.C.V.	Current Year's (Amortization)/ Accretion	Adjustment to Carrying Value of Hedged Item	Potential Exposure	Credit Quality of Reference Entity	Hedge Effectiveness at Inception and at Quarter-end (b)	
Invesco Dynamic Growth Index		N/A	Equity/Index	AEL 85LNZLR1WR9SYRVFCH09	12/01/2022	11/29/2024	135	352,800	2609.949	10,796			7,872		7,149			(2,699)					
S&P 500 Dividend Aristocrats Daily Risk Control 5% Index		N/A	Equity/Index	AEL 85LNZLR1WR9SYRVFCH09	12/02/2022	12/02/2024	123	223,197	1813.74	6,629			4,834		5,466			(1,657)					
S&P 500 Dividend Aristocrats Daily Risk Control 5% Index		N/A	Equity/Index	AEL 85LNZLR1WR9SYRVFCH09	12/05/2022	12/05/2024	119	214,613	1806.17	6,395			4,663		5,739			(1,599)					
Invesco Dynamic Growth Index		N/A	Equity/Index	AEL 85LNZLR1WR9SYRVFCH09	12/05/2022	12/05/2024	204	529,045	2599.251	16,189			11,804		11,746			(4,047)					
S&P 500 Dividend Aristocrats Daily Risk Control 5% Index		N/A	Equity/Index	AEL 85LNZLR1WR9SYRVFCH09	12/07/2022	12/06/2024	69	124,559	1802.76	3,849			2,806		3,461			(962)					
S&P 500 Dividend Aristocrats Daily Risk Control 5% Index		N/A	Equity/Index	AEL 85LNZLR1WR9SYRVFCH09	12/06/2022	12/06/2024	81	145,500	1802.9	4,540			3,310		4,037			(1,135)					
Invesco Dynamic Growth Index		N/A	Equity/Index	AEL 85LNZLR1WR9SYRVFCH09	12/06/2022	12/06/2024	150	390,021	2599.061	11,935			8,702		8,680			(2,984)					
Invesco Dynamic Growth Index		N/A	Equity/Index	AEL 85LNZLR1WR9SYRVFCH09	12/07/2022	12/06/2024	484	1,261,794	2604.685	38,737			28,246		26,852			(9,684)					
S&P 500 Index Option PTP		N/A	Equity/Index	AEL 85LNZLR1WR9SYRVFCH09	12/07/2022	12/06/2024	18	69,805	3933.92	8,141			5,936		10,931			(2,035)					
Franklin Global Trends Index		N/A	Equity/Index	AEL 85LNZLR1WR9SYRVFCH09	12/09/2022	12/09/2024	126	30,324	241.09	998			727		679			(249)					
S&P 500 Dividend Aristocrats Daily Risk Control 5% Index		N/A	Equity/Index	AEL 85LNZLR1WR9SYRVFCH09	12/09/2022	12/09/2024	147	265,269	1801.6	7,879			5,745		7,483			(1,970)					
Invesco Dynamic Growth Index		N/A	Equity/Index	AEL 85LNZLR1WR9SYRVFCH09	12/09/2022	12/09/2024	83	215,048	2594.039	6,602			4,814		4,991			(1,650)					
S&P 500 Dividend Aristocrats Daily Risk Control 5% Index		N/A	Equity/Index	AEL 85LNZLR1WR9SYRVFCH09	12/12/2022	12/12/2024	479	864,913	1806.92	25,774			18,794		23,074			(6,444)					
Invesco Dynamic Growth Index		N/A	Equity/Index	AEL 85LNZLR1WR9SYRVFCH09	12/12/2022	12/12/2024	197	512,307	2595.731	15,728			11,468		11,762			(3,932)					
Franklin Global Trends Index		N/A	Equity/Index	AEL 85LNZLR1WR9SYRVFCH09	12/14/2022	12/13/2024	787	190,386	242.02	6,283			4,581		3,939			(1,571)					
S&P 500 Dividend Aristocrats Daily Risk Control 5% Index		N/A	Equity/Index	AEL 85LNZLR1WR9SYRVFCH09	12/14/2022	12/13/2024	16	28,373	1806.81	877			639		758			(219)					
S&P 500 Dividend Aristocrats Daily Risk Control 5% Index		N/A	Equity/Index	AEL 85LNZLR1WR9SYRVFCH09	12/13/2022	12/13/2024	50	89,634	1809.79	2,689			1,961		2,318			(672)					
Invesco Dynamic Growth Index		N/A	Equity/Index	AEL 85LNZLR1WR9SYRVFCH09	12/15/2022	12/13/2024	139	362,287	2599.22	11,122			8,110		8,100			(2,781)					
Invesco Dynamic Growth Index		N/A	Equity/Index	AEL 85LNZLR1WR9SYRVFCH09	12/14/2022	12/13/2024	173	451,298	2603.759	13,900			10,135		9,736			(3,475)					
Invesco Dynamic Growth Index		N/A	Equity/Index	AEL 85LNZLR1WR9SYRVFCH09	12/13/2022	12/13/2024	781	2,034,345	2605.932	62,658			45,688		43,134			(15,664)					

E06.74

STATEMENT AS OF JUNE 30, 2023 OF THE EAGLE LIFE INSURANCE COMPANY

SCHEDULE DB - PART A - SECTION 1

Showing all Options, Caps, Floors, Collars, Swaps and Forwards Open as of Current Statement Date

1	2	3	4	5	6	7	8	9	10	11	12	13	14	15	16	17	18	19	20	21	22	23	
Description	Description of Item(s) Hedged, Used for Income Generation or Replicated	Schedule/ Exhibit Identifier	Type(s) of Risk(s) (a)	Exchange, Counterparty or Central Clearinghouse	Trade Date	Date of Maturity or Expiration	Number of Contracts	Notional Amount	Strike Price, Rate or Index Received (Paid)	Cumulative Prior Year(s) Initial Cost of Un-discounted Premium (Received) Paid	Current Year Initial Cost of Un-discounted Premium (Received) Paid	Current Year Income	Book/ Adjusted Carrying Value	Code	Fair Value	Unrealized Valuation Increase/ (Decrease)	Total Foreign Exchange Change in B./A.C.V.	Current Year's (Amortization)/ Accretion	Adjustment to Carrying Value of Hedged Item	Potential Exposure	Credit Quality of Reference Entity	Hedge Effectiveness at Inception and at Quarter-end (b)	
S&P 500 Index Option PTPT		N/A	Equity/Index	AEL 85LNZLR1WR9SYRVFCH09	12/14/2022	12/13/2024	103	410,386	3995.32	44,219			32,243		61,716			(11,055)					
Invesco Dynamic Growth Index		N/A	Equity/Index	AEL 85LNZLR1WR9SYRVFCH09	12/16/2022	12/16/2024	9	24,157	2593.37	742			541		567			(185)					
S&P 500 Dividend Aristocrats Daily Risk Control 5% Index		N/A	Equity/Index	AEL 85LNZLR1WR9SYRVFCH09	12/19/2022	12/19/2024	49	87,300	1790.27	2,750			2,005		2,798			(687)					
Franklin Global Trends Index		N/A	Equity/Index	AEL 85LNZLR1WR9SYRVFCH09	12/21/2022	12/20/2024	1,142	275,113	240.97	9,079			6,620		6,289			(2,270)					
S&P 500 Dividend Aristocrats Daily Risk Control 5% Index		N/A	Equity/Index	AEL 85LNZLR1WR9SYRVFCH09	12/20/2022	12/20/2024	176	314,644	1790.64	9,439			6,883		10,052			(2,360)					
S&P 500 Dividend Aristocrats Daily Risk Control 5% Index		N/A	Equity/Index	AEL 85LNZLR1WR9SYRVFCH09	12/22/2022	12/20/2024	394	705,942	1792.83	21,955			16,009		22,045			(5,489)					
S&P 500 Dividend Aristocrats Daily Risk Control 5% Index		N/A	Equity/Index	AEL 85LNZLR1WR9SYRVFCH09	12/21/2022	12/20/2024	51	91,860	1795.9	2,848			2,076		2,778			(712)					
Invesco Dynamic Growth Index		N/A	Equity/Index	AEL 85LNZLR1WR9SYRVFCH09	12/20/2022	12/20/2024	527	1,359,593	2578.415	41,740			30,435		35,831			(10,435)					
Invesco Dynamic Growth Index		N/A	Equity/Index	AEL 85LNZLR1WR9SYRVFCH09	12/22/2022	12/20/2024	255	658,274	2578.855	20,209			14,736		17,292			(5,052)					
Invesco Dynamic Growth Index		N/A	Equity/Index	AEL 85LNZLR1WR9SYRVFCH09	12/21/2022	12/20/2024	147	379,731	2584.894	11,658			8,500		9,533			(2,914)					
S&P 500 Index Option PTPT		N/A	Equity/Index	AEL 85LNZLR1WR9SYRVFCH09	12/21/2022	12/20/2024	61	235,314	3878.44	25,887			18,876		38,485			(6,472)					
Franklin Global Trends Index		N/A	Equity/Index	AEL 85LNZLR1WR9SYRVFCH09	12/23/2022	12/23/2024	910	218,678	240.24	7,216			5,262		5,337			(1,804)					
Invesco Dynamic Growth Index		N/A	Equity/Index	AEL 85LNZLR1WR9SYRVFCH09	12/23/2022	12/23/2024	111	285,559	2577.669	8,767			6,392		7,583			(2,192)					
S&P 500 Dividend Aristocrats Daily Risk Control 5% Index		N/A	Equity/Index	AEL 85LNZLR1WR9SYRVFCH09	12/28/2022	12/27/2024	52	93,530	1790.28	2,946			2,148		3,013			(737)					
S&P 500 Dividend Aristocrats Daily Risk Control 5% Index		N/A	Equity/Index	AEL 85LNZLR1WR9SYRVFCH09	12/29/2022	12/27/2024	9	16,017	1795.8	479			349		487			(120)					
S&P 500 Dividend Aristocrats Daily Risk Control 5% Index		N/A	Equity/Index	AEL 85LNZLR1WR9SYRVFCH09	12/27/2022	12/27/2024	9	15,308	1796.35	468			342		463			(117)					
Invesco Dynamic Growth Index		N/A	Equity/Index	AEL 85LNZLR1WR9SYRVFCH09	12/28/2022	12/27/2024	807	2,068,554	2562.808	63,298			46,155		61,351			(15,824)					
Invesco Dynamic Growth Index		N/A	Equity/Index	AEL 85LNZLR1WR9SYRVFCH09	12/29/2022	12/27/2024	298	767,308	2572.202	23,480			17,121		21,266			(5,870)					
Invesco Dynamic Growth Index		N/A	Equity/Index	AEL 85LNZLR1WR9SYRVFCH09	12/30/2022	12/30/2024	119	305,497	2569.16	9,348			6,816		8,672			(2,337)					
Franklin Global Trends Index		N/A	Equity/Index	AEL 85LNZLR1WR9SYRVFCH09	01/04/2023	01/03/2025	622	150,000	241.05		4,935		3,804		3,449			(1,131)					

STATEMENT AS OF JUNE 30, 2023 OF THE EAGLE LIFE INSURANCE COMPANY

SCHEDULE DB - PART A - SECTION 1

Showing all Options, Caps, Floors, Collars, Swaps and Forwards Open as of Current Statement Date

1	2	3	4	5	6	7	8	9	10	11	12	13	14	15	16	17	18	19	20	21	22	23	
Description	Description of Item(s) Hedged, Used for Income Generation or Replicated	Schedule/ Exhibit Identifier	Type(s) of Risk(s) (a)	Exchange, Counterparty or Central Clearinghouse	Trade Date	Date of Maturity or Expiration	Number of Contracts	Notional Amount	Strike Price, Rate or Index Received (Paid)	Cumulative Prior Year(s) Initial Cost of Un-discounted Premium (Received) Paid	Current Year Initial Cost of Un-discounted Premium (Received) Paid	Current Year Income	Book/ Adjusted Carrying Value	Code	Fair Value	Unrealized Valuation Increase/ (Decrease)	Total Foreign Exchange Change in B./A.C.V.	Current Year's (Amortization)/ Accretion	Adjustment to Carrying Value of Hedged Item	Potential Exposure	Credit Quality of Reference Entity	Hedge Effectiveness at Inception and at Quarter-end (b)	
S&P 500 Dividend Aristocrats Daily Risk Control 5% Index		N/A	Equity/Index	AEL 85LNZLR1WR9SYRVFCH09	01/04/2023	01/03/2025	15	27,459	1797.66		819		631		823			(188)					
Invesco Dynamic Growth Index		N/A	Equity/Index	AEL 85LNZLR1WR9SYRVFCH09	01/03/2023	01/03/2025	215	552,955	2571.41		16,920		13,043		15,481			(3,878)					
Invesco Dynamic Growth Index		N/A	Equity/Index	AEL 85LNZLR1WR9SYRVFCH09	01/05/2023	01/03/2025	126	324,625	2579.656		9,934		7,657		8,557			(2,276)					
Invesco Dynamic Growth Index		N/A	Equity/Index	AEL 85LNZLR1WR9SYRVFCH09	01/04/2023	01/03/2025	210	541,331	2583.862		16,565		12,769		13,832			(3,796)					
S&P 500 Dividend Aristocrats Daily Risk Control 5% Index		N/A	Equity/Index	AEL 85LNZLR1WR9SYRVFCH09	01/09/2023	01/09/2025	189	341,043	1799.78		10,675		8,228		10,047			(2,446)					
Invesco Dynamic Growth Index		N/A	Equity/Index	AEL 85LNZLR1WR9SYRVFCH09	01/09/2023	01/09/2025	452	1,176,000	2603.377		36,103		27,830		26,035			(8,274)					
Franklin Global Trends Index		N/A	Equity/Index	AEL 85LNZLR1WR9SYRVFCH09	01/10/2023	01/10/2025	1,115	270,000	242.2		8,910		6,868		5,654			(2,042)					
Franklin Global Trends Index		N/A	Equity/Index	AEL 85LNZLR1WR9SYRVFCH09	01/11/2023	01/10/2025	220	53,557	242.96		1,767		1,362		1,048			(405)					
S&P 500 Dividend Aristocrats Daily Risk Control 5% Index		N/A	Equity/Index	AEL 85LNZLR1WR9SYRVFCH09	01/10/2023	01/10/2025	596	1,073,374	1802.1		32,201		24,822		30,881			(7,379)					
S&P 500 Dividend Aristocrats Daily Risk Control 5% Index		N/A	Equity/Index	AEL 85LNZLR1WR9SYRVFCH09	01/12/2023	01/10/2025	32	58,200	1806.71		1,746		1,346		1,594			(400)					
S&P 500 Dividend Aristocrats Daily Risk Control 5% Index		N/A	Equity/Index	AEL 85LNZLR1WR9SYRVFCH09	01/11/2023	01/10/2025	74	132,874	1807.44		4,146		3,196		3,611			(950)					
Invesco Dynamic Growth Index		N/A	Equity/Index	AEL 85LNZLR1WR9SYRVFCH09	01/10/2023	01/10/2025	769	2,000,376	2600.59		61,412		47,338		45,284			(14,073)					
Invesco Dynamic Growth Index		N/A	Equity/Index	AEL 85LNZLR1WR9SYRVFCH09	01/11/2023	01/10/2025	566	1,476,433	2608.107		45,327		34,939		31,535			(10,387)					
S&P 500 Index Option PTP		N/A	Equity/Index	AEL 85LNZLR1WR9SYRVFCH09	01/11/2023	01/10/2025	18	71,310	3969.61		10,732		8,273		14,915			(2,459)					
S&P 500 Dividend Aristocrats Daily Risk Control 5% Index		N/A	Equity/Index	AEL 85LNZLR1WR9SYRVFCH09	01/19/2023	01/17/2025	81	145,500	1791.06		4,481		3,454		4,717			(1,027)					
S&P 500 Dividend Aristocrats Daily Risk Control 5% Index		N/A	Equity/Index	AEL 85LNZLR1WR9SYRVFCH09	01/18/2023	01/17/2025	32	56,735	1798.19		1,702		1,312		1,710			(390)					
Invesco Dynamic Growth Index		N/A	Equity/Index	AEL 85LNZLR1WR9SYRVFCH09	01/17/2023	01/17/2025	136	354,317	2611.869		10,913		8,412		7,394			(2,501)					
Invesco Dynamic Growth Index		N/A	Equity/Index	AEL 85LNZLR1WR9SYRVFCH09	01/19/2023	01/17/2025	80	209,051	2612.386		6,439		4,963		4,345			(1,476)					
Invesco Dynamic Growth Index		N/A	Equity/Index	AEL 85LNZLR1WR9SYRVFCH09	01/20/2023	01/17/2025	80	208,775	2614.018		6,409		4,941		4,284			(1,469)					
Invesco Dynamic Growth Index		N/A	Equity/Index	AEL 85LNZLR1WR9SYRVFCH09	01/18/2023	01/17/2025	230	602,210	2619.135		18,548		14,297		11,869			(4,251)					

E06.76

STATEMENT AS OF JUNE 30, 2023 OF THE EAGLE LIFE INSURANCE COMPANY

SCHEDULE DB - PART A - SECTION 1

Showing all Options, Caps, Floors, Collars, Swaps and Forwards Open as of Current Statement Date

1	2	3	4	5	6	7	8	9	10	11	12	13	14	15	16	17	18	19	20	21	22	23	
Description	Description of Item(s) Hedged, Used for Income Generation or Replicated	Schedule/ Exhibit Identifier	Type(s) of Risk(s) (a)	Exchange, Counterparty or Central Clearinghouse	Trade Date	Date of Maturity or Expiration	Number of Contracts	Notional Amount	Strike Price, Rate or Index Received (Paid)	Cumulative Prior Year(s) Initial Cost of Un-discounted Premium (Received) Paid	Current Year Initial Cost of Un-discounted Premium (Received) Paid	Current Year Income	Book/ Adjusted Carrying Value	Code	Fair Value	Unrealized Valuation Increase/ (Decrease)	Total Foreign Exchange Change in B./A.C.V.	Current Year's (Amortization)/ Accretion	Adjustment to Carrying Value of Hedged Item	Potential Exposure	Credit Quality of Reference Entity	Hedge Effectiveness at Inception and at Quarter-end (b)	
S&P 500 Index Option PTP		N/A	Equity/Index	AEL 85LNZLR1WR9SYRVFCH09	01/18/2023	01/17/2025	5	19,732	3928.86		2,858		2,203		4,338			(655)					
S&P 500 Dividend Aristocrats Daily Risk Control 5% Index		N/A	Equity/Index	AEL 85LNZLR1WR9SYRVFCH09	01/20/2023	01/20/2025	168	302,640	1798.29		9,412		7,255		9,130			(2,157)					
Franklin Global Trends Index		N/A	Equity/Index	AEL 85LNZLR1WR9SYRVFCH09	01/25/2023	01/24/2025	205	49,997	244.3		1,650		1,272		880			(378)					
S&P 500 Dividend Aristocrats Daily Risk Control 5% Index		N/A	Equity/Index	AEL 85LNZLR1WR9SYRVFCH09	01/25/2023	01/24/2025	243	436,956	1800.12		13,502		10,408		12,973			(3,094)					
S&P 500 Dividend Aristocrats Daily Risk Control 5% Index		N/A	Equity/Index	AEL 85LNZLR1WR9SYRVFCH09	01/24/2023	01/24/2025	297	536,006	1801.8		16,402		12,643		15,637			(3,759)					
Invesco Dynamic Growth Index		N/A	Equity/Index	AEL 85LNZLR1WR9SYRVFCH09	01/24/2023	01/24/2025	304	796,068	2617.005		24,519		18,900		16,059			(5,619)					
Invesco Dynamic Growth Index		N/A	Equity/Index	AEL 85LNZLR1WR9SYRVFCH09	01/25/2023	01/24/2025	247	647,311	2618.244		19,937		15,368		12,932			(4,569)					
S&P 500 Index Option PTP		N/A	Equity/Index	AEL 85LNZLR1WR9SYRVFCH09	01/25/2023	01/24/2025	67	269,460	4016.22		4,355		3,357		5,382			(998)					
S&P 500 Index Option PTP		N/A	Equity/Index	AEL 85LNZLR1WR9SYRVFCH09	01/26/2023	01/24/2025	65	265,697	4060.43		28,321		21,830		38,279			(6,490)					
S&P 500 Dividend Aristocrats Daily Risk Control 5% Index		N/A	Equity/Index	AEL 85LNZLR1WR9SYRVFCH09	01/27/2023	01/27/2025	6	11,292	1800.06		351		271		336			(80)					
Invesco Dynamic Growth Index		N/A	Equity/Index	AEL 85LNZLR1WR9SYRVFCH09	01/27/2023	01/27/2025	76	199,256	2617.691		6,117		4,715		4,009			(1,402)					
Invesco Dynamic Growth Index		N/A	Equity/Index	AEL 85LNZLR1WR9SYRVFCH09	01/30/2023	01/30/2025	285	771,142	2610.579		23,674		18,249		16,439			(5,425)					
S&P 500 Dividend Aristocrats Daily Risk Control 5% Index		N/A	Equity/Index	AEL 85LNZLR1WR9SYRVFCH09	01/31/2023	01/31/2025	54	96,677	1805.89		3,016		2,325		2,717			(691)					
Invesco Dynamic Growth Index		N/A	Equity/Index	AEL 85LNZLR1WR9SYRVFCH09	01/31/2023	01/31/2025	1,236	3,242,062	2622.529		99,531		76,722		63,027			(22,809)					
Invesco Dynamic Growth Index		N/A	Equity/Index	AEL 85LNZLR1WR9SYRVFCH09	02/01/2023	01/31/2025	86	225,580	2637.86		6,925		5,627		3,879			(1,298)					
Invesco Dynamic Growth Index		N/A	Equity/Index	AEL 85LNZLR1WR9SYRVFCH09	02/02/2023	01/31/2025	13	35,280	2642.88		1,087		883		582			(204)					
S&P 500 Index Option PTP		N/A	Equity/Index	AEL 85LNZLR1WR9SYRVFCH09	02/01/2023	01/31/2025	69	282,979	4119.21		19,472		15,821		24,260			(3,651)					
Franklin Global Trends Index		N/A	Equity/Index	AEL 85LNZLR1WR9SYRVFCH09	02/03/2023	02/03/2025	387	94,050	243.17		3,104		2,522		1,852			(582)					
S&P 500 Dividend Aristocrats Daily Risk Control 5% Index		N/A	Equity/Index	AEL 85LNZLR1WR9SYRVFCH09	02/03/2023	02/03/2025	52	93,629	1810.28		2,931		2,381		2,517			(549)					
Invesco Dynamic Growth Index		N/A	Equity/Index	AEL 85LNZLR1WR9SYRVFCH09	02/03/2023	02/03/2025	403	1,059,025	2628.84		32,512		26,416		19,641			(6,096)					
S&P 500 Dividend Aristocrats Daily Risk Control 5% Index		N/A	Equity/Index	AEL 85LNZLR1WR9SYRVFCH09	02/06/2023	02/06/2025	8	14,227	1806.55		445		362		399			(83)					

E06.77

STATEMENT AS OF JUNE 30, 2023 OF THE EAGLE LIFE INSURANCE COMPANY

SCHEDULE DB - PART A - SECTION 1

Showing all Options, Caps, Floors, Collars, Swaps and Forwards Open as of Current Statement Date

1	2	3	4	5	6	7	8	9	10	11	12	13	14	15	16	17	18	19	20	21	22	23	
Description	Description of Item(s) Hedged, Used for Income Generation or Replicated	Schedule/ Exhibit Identifier	Type(s) of Risk(s) (a)	Exchange, Counterparty or Central Clearinghouse	Trade Date	Date of Maturity or Expiration	Number of Contracts	Notional Amount	Strike Price, Rate or Index Received (Paid)	Cumulative Prior Year(s) Initial Cost of Un-discounted Premium (Received) Paid	Current Year Initial Cost of Un-discounted Premium (Received) Paid	Current Year Income	Book/ Adjusted Carrying Value	Code	Fair Value	Unrealized Valuation Increase/ (Decrease)	Total Foreign Exchange Change in B./A.C.V.	Current Year's (Amortization)/ Accretion	Adjustment to Carrying Value of Hedged Item	Potential Exposure	Credit Quality of Reference Entity	Hedge Effectiveness at Inception and at Quarter-end (b)	
Invesco Dynamic Growth Index		N/A	Equity/Index	AEL 85LNZLR1WR9SYRVFCH09	02/06/2023	02/06/2025	115	300,094	2614.28		9,183		7,461		6,255			(1,722)					
Franklin Global Trends Index		N/A	Equity/Index	AEL 85LNZLR1WR9SYRVFCH09	02/08/2023	02/07/2025	371	89,872	242.42		2,948		2,395		1,897			(553)					
S&P 500 Dividend Aristocrats Daily Risk Control 5% Index		N/A	Equity/Index	AEL 85LNZLR1WR9SYRVFCH09	02/09/2023	02/07/2025	27	48,907	1797.92		1,516		1,232		1,500			(284)					
S&P 500 Dividend Aristocrats Daily Risk Control 5% Index		N/A	Equity/Index	AEL 85LNZLR1WR9SYRVFCH09	02/08/2023	02/07/2025	278	501,117	1803.22		15,234		12,378		14,558			(2,856)					
S&P 500 Dividend Aristocrats Daily Risk Control 5% Index		N/A	Equity/Index	AEL 85LNZLR1WR9SYRVFCH09	02/07/2023	02/07/2025	46	82,450	1808.48		2,564		2,083		2,267			(481)					
Invesco Dynamic Growth Index		N/A	Equity/Index	AEL 85LNZLR1WR9SYRVFCH09	02/09/2023	02/07/2025	537	1,398,940	2603.28		42,808		34,781		31,732			(8,026)					
Invesco Dynamic Growth Index		N/A	Equity/Index	AEL 85LNZLR1WR9SYRVFCH09	02/08/2023	02/07/2025	1,132	2,957,399	2611.53		90,496		73,528		63,010			(16,968)					
S&P 500 Index Option		N/A	Equity/Index	AEL 85LNZLR1WR9SYRVFCH09	02/07/2023	02/07/2025	321	839,889	2614.66		25,701		20,882		17,470			(4,819)					
PTPT		N/A	Equity/Index	AEL 85LNZLR1WR9SYRVFCH09	02/08/2023	02/07/2025	58	240,777	4117.86		20,389		16,566		25,546			(3,823)					
Invesco Dynamic Growth Index		N/A	Equity/Index	AEL 85LNZLR1WR9SYRVFCH09	02/10/2023	02/10/2025	612	1,591,336	2600.79		48,695		39,565		36,860			(9,130)					
S&P 500 Dividend Aristocrats Daily Risk Control 5% Index		N/A	Equity/Index	AEL 85LNZLR1WR9SYRVFCH09	02/13/2023	02/13/2025	40	72,790	1807.29		2,176		1,768		2,036			(408)					
Invesco Dynamic Growth Index		N/A	Equity/Index	AEL 85LNZLR1WR9SYRVFCH09	02/13/2023	02/13/2025	153	399,938	2606.13		12,198		9,911		8,921			(2,287)					
Franklin Global Trends Index		N/A	Equity/Index	AEL 85LNZLR1WR9SYRVFCH09	02/15/2023	02/14/2025	512	123,428	241.09		4,036		3,279		2,935			(757)					
Franklin Global Trends Index		N/A	Equity/Index	AEL 85LNZLR1WR9SYRVFCH09	02/14/2023	02/14/2025	74	17,965	241.62		589		479		409			(110)					
S&P 500 Dividend Aristocrats Daily Risk Control 5% Index		N/A	Equity/Index	AEL 85LNZLR1WR9SYRVFCH09	02/16/2023	02/14/2025	39	70,620	1804.75		2,062		1,675		2,030			(387)					
S&P 500 Dividend Aristocrats Daily Risk Control 5% Index		N/A	Equity/Index	AEL 85LNZLR1WR9SYRVFCH09	02/17/2023	02/14/2025	54	96,959	1805.95		2,812		2,285		2,752			(527)					
S&P 500 Dividend Aristocrats Daily Risk Control 5% Index		N/A	Equity/Index	AEL 85LNZLR1WR9SYRVFCH09	02/15/2023	02/14/2025	443	800,036	1807.46		24,241		19,696		22,356			(4,545)					
Invesco Dynamic Growth Index		N/A	Equity/Index	AEL 85LNZLR1WR9SYRVFCH09	02/17/2023	02/14/2025	371	963,903	2595.8		29,303		23,808		23,237			(5,494)					
Invesco Dynamic Growth Index		N/A	Equity/Index	AEL 85LNZLR1WR9SYRVFCH09	02/15/2023	02/14/2025	560	1,455,545	2600.79		44,249		35,952		33,818			(8,297)					
Invesco Dynamic Growth Index		N/A	Equity/Index	AEL 85LNZLR1WR9SYRVFCH09	02/14/2023	02/14/2025	1,269	3,300,591	2601.38		100,668		81,793		76,348			(18,875)					
S&P 500 Index Option		N/A	Equity/Index	AEL 85LNZLR1WR9SYRVFCH09	02/15/2023	02/14/2025	73	304,762	4147.6		27,996		22,746		34,043			(5,249)					

E06.78

STATEMENT AS OF JUNE 30, 2023 OF THE EAGLE LIFE INSURANCE COMPANY

SCHEDULE DB - PART A - SECTION 1

Showing all Options, Caps, Floors, Collars, Swaps and Forwards Open as of Current Statement Date

1	2	3	4	5	6	7	8	9	10	11	12	13	14	15	16	17	18	19	20	21	22	23	
Description	Description of Item(s) Hedged, Used for Income Generation or Replicated	Schedule/ Exhibit Identifier	Type(s) of Risk(s) (a)	Exchange, Counterparty or Central Clearinghouse	Trade Date	Date of Maturity or Expiration	Number of Contracts	Notional Amount	Strike Price, Rate or Index Received (Paid)	Cumulative Prior Year(s) Initial Cost of Un-discounted Premium (Received) Paid	Current Year Initial Cost of Un-discounted Premium (Received) Paid	Current Year Income	Book/ Adjusted Carrying Value	Code	Fair Value	Unrealized Valuation Increase/ (Decrease)	Total Foreign Exchange Change in B./A.C.V.	Current Year's (Amortization)/ Accretion	Adjustment to Carrying Value of Hedged Item	Potential Exposure	Credit Quality of Reference Entity	Hedge Effectiveness at Inception and at Quarter-end (b)	
Franklin Global Trends Index		N/A	Equity/Index	AEL 85LNZLR1WR9SYRVFCH09	02/22/2023	02/21/2025	563	134,493	238.84		4,398		3,573		3,854			(825)					
S&P 500 Dividend Aristocrats Daily Risk Control 5% Index		N/A	Equity/Index	AEL 85LNZLR1WR9SYRVFCH09	02/22/2023	02/21/2025	64	114,301	1794.23		3,452		2,805		3,674			(647)					
S&P 500 Dividend Aristocrats Daily Risk Control 5% Index		N/A	Equity/Index	AEL 85LNZLR1WR9SYRVFCH09	02/21/2023	02/21/2025	64	114,257	1794.3		3,485		2,831		3,670			(653)					
Invesco Dynamic Growth Index		N/A	Equity/Index	AEL 85LNZLR1WR9SYRVFCH09	02/21/2023	02/21/2025	194	500,099	2576.9		15,203		12,352		13,877			(2,851)					
Invesco Dynamic Growth Index		N/A	Equity/Index	AEL 85LNZLR1WR9SYRVFCH09	02/22/2023	02/21/2025	125	323,612	2578.95		9,838		7,993		8,851			(1,845)					
Invesco Dynamic Growth Index		N/A	Equity/Index	AEL 85LNZLR1WR9SYRVFCH09	02/23/2023	02/21/2025	85	220,672	2581.95		6,708		5,451		5,909			(1,258)					
S&P 500 Index Option PTP		N/A	Equity/Index	AEL 85LNZLR1WR9SYRVFCH09	02/22/2023	02/21/2025	11	45,543	3991.05		6,731		5,469		9,504			(1,262)					
S&P 500 Dividend Aristocrats Daily Risk Control 5% Index		N/A	Equity/Index	AEL 85LNZLR1WR9SYRVFCH09	02/24/2023	02/24/2025	248	444,194	1792.97		12,882		10,466		14,487			(2,415)					
Invesco Dynamic Growth Index		N/A	Equity/Index	AEL 85LNZLR1WR9SYRVFCH09	02/24/2023	02/24/2025	129	331,971	2574		10,092		8,200		9,418			(1,892)					
S&P 500 Dividend Aristocrats Daily Risk Control 5% Index		N/A	Equity/Index	AEL 85LNZLR1WR9SYRVFCH09	02/27/2023	02/27/2025	72	130,017	1793.56		3,770		3,064		4,224			(707)					
Invesco Dynamic Growth Index		N/A	Equity/Index	AEL 85LNZLR1WR9SYRVFCH09	02/27/2023	02/27/2025	63	163,145	2575.39		4,943		4,016		4,592			(927)					
Franklin Global Trends Index		N/A	Equity/Index	AEL 85LNZLR1WR9SYRVFCH09	03/01/2023	02/28/2025	238	56,730	238.16		1,844		1,575		1,721			(269)					
S&P 500 Dividend Aristocrats Daily Risk Control 5% Index		N/A	Equity/Index	AEL 85LNZLR1WR9SYRVFCH09	03/01/2023	02/28/2025	154	275,448	1789.08		8,346		7,129		9,356			(1,217)					
S&P 500 Dividend Aristocrats Daily Risk Control 5% Index		N/A	Equity/Index	AEL 85LNZLR1WR9SYRVFCH09	02/28/2023	02/28/2025	114	204,208	1792.16		6,085		4,944		6,731			(1,141)					
S&P 500 Dividend Aristocrats Daily Risk Control 5% Index		N/A	Equity/Index	AEL 85LNZLR1WR9SYRVFCH09	03/02/2023	02/28/2025	519	832,040	1794.21		28,054		23,963		30,104			(4,091)					
Invesco Dynamic Growth Index		N/A	Equity/Index	AEL 85LNZLR1WR9SYRVFCH09	03/02/2023	02/28/2025	114	294,000	2568.25		8,879		7,584		8,698			(1,295)					
Invesco Dynamic Growth Index		N/A	Equity/Index	AEL 85LNZLR1WR9SYRVFCH09	03/01/2023	02/28/2025	194	499,117	2570.6		15,123		12,918		14,530			(2,205)					
Invesco Dynamic Growth Index		N/A	Equity/Index	AEL 85LNZLR1WR9SYRVFCH09	02/28/2023	02/28/2025	69	178,386	2575.3		5,405		4,392		5,026			(1,013)					
S&P 500 Index Option PTP		N/A	Equity/Index	AEL 85LNZLR1WR9SYRVFCH09	03/01/2023	02/28/2025	88	346,337	3951.39		36,529		31,202		50,268			(5,327)					
S&P 500 Dividend Aristocrats Daily Risk Control 5% Index		N/A	Equity/Index	AEL 85LNZLR1WR9SYRVFCH09	03/03/2023	03/03/2025	101	182,183	1800.01		5,447		4,653		5,565			(794)					

E06.79

STATEMENT AS OF JUNE 30, 2023 OF THE EAGLE LIFE INSURANCE COMPANY

SCHEDULE DB - PART A - SECTION 1

Showing all Options, Caps, Floors, Collars, Swaps and Forwards Open as of Current Statement Date

1	2	3	4	5	6	7	8	9	10	11	12	13	14	15	16	17	18	19	20	21	22	23	
Description	Description of Item(s) Hedged, Used for Income Generation or Replicated	Schedule/ Exhibit Identifier	Type(s) of Risk(s) (a)	Exchange, Counterparty or Central Clearinghouse	Trade Date	Date of Maturity or Expiration	Number of Contracts	Notional Amount	Strike Price, Rate or Index Received (Paid)	Cumulative Prior Year(s) Initial Cost of Un-discounted Premium (Received) Paid	Current Year Initial Cost of Un-discounted Premium (Received) Paid	Current Year Income	Book/ Adjusted Carrying Value	Code	Fair Value	Unrealized Valuation Increase/ (Decrease)	Total Foreign Exchange Change in B./A.C.V.	Current Year's (Amortization)/ Accretion	Adjustment to Carrying Value of Hedged Item	Potential Exposure	Credit Quality of Reference Entity	Hedge Effectiveness at Inception and at Quarter-end (b)	
Invesco Dynamic Growth Index		N/A	Equity/Index	AEL 85LNZLR1WR9SYRVFCH09	03/03/2023	03/03/2025	171	442,117	2578.36		13,396		11,443		12,216			(1,954)					
S&P 500 Dividend Aristocrats Daily Risk Control 5% Index		N/A	Equity/Index	AEL 85LNZLR1WR9SYRVFCH09	03/06/2023	03/06/2025	52	93,719	1798.26		2,840		2,426		2,919			(414)					
Invesco Dynamic Growth Index		N/A	Equity/Index	AEL 85LNZLR1WR9SYRVFCH09	03/06/2023	03/06/2025	385	990,566	2570.09		30,014		25,637		29,035			(4,377)					
Franklin Global Trends Index		N/A	Equity/Index	AEL 85LNZLR1WR9SYRVFCH09	03/07/2023	03/07/2025	778	185,142	238.04		142,525		121,740		5,694			(20,785)					
S&P 500 Dividend Aristocrats Daily Risk Control 5% Index		N/A	Equity/Index	AEL 85LNZLR1WR9SYRVFCH09	03/09/2023	03/07/2025	11	18,915	1781.41		569		486		694			(83)					
S&P 500 Dividend Aristocrats Daily Risk Control 5% Index		N/A	Equity/Index	AEL 85LNZLR1WR9SYRVFCH09	03/07/2023	03/07/2025	73	129,899	1789.42		3,949		3,373		4,417			(576)					
S&P 500 Dividend Aristocrats Daily Risk Control 5% Index		N/A	Equity/Index	AEL 85LNZLR1WR9SYRVFCH09	03/08/2023	03/07/2025	392	701,197	1790.06		21,316		18,208		23,693			(3,109)					
Invesco Dynamic Growth Index		N/A	Equity/Index	AEL 85LNZLR1WR9SYRVFCH09	03/09/2023	03/07/2025	179	459,396	2561.12		13,874		11,851		14,319			(2,023)					
Invesco Dynamic Growth Index		N/A	Equity/Index	AEL 85LNZLR1WR9SYRVFCH09	03/08/2023	03/07/2025	214	547,044	2562.19		547,044		467,267		16,929			(79,777)					
Invesco Dynamic Growth Index		N/A	Equity/Index	AEL 85LNZLR1WR9SYRVFCH09	03/07/2023	03/07/2025	29	73,809	2563.38		2,229		1,904		2,266			(325)					
S&P 500 Index Option PTP		N/A	Equity/Index	AEL 85LNZLR1WR9SYRVFCH09	03/08/2023	03/07/2025	170	679,575	3992.01		72,264		61,725		96,674			(10,538)					
S&P 500 Dividend Aristocrats Daily Risk Control 5% Index		N/A	Equity/Index	AEL 85LNZLR1WR9SYRVFCH09	03/10/2023	03/10/2025	78	138,803	1773.19		4,233		3,616		5,507			(617)					
Invesco Dynamic Growth Index		N/A	Equity/Index	AEL 85LNZLR1WR9SYRVFCH09	03/10/2023	03/10/2025	129	331,968	2571.17		10,125		8,648		9,680			(1,477)					
Franklin Global Trends Index		N/A	Equity/Index	AEL 85LNZLR1WR9SYRVFCH09	03/13/2023	03/13/2025	511	121,846	238.26		4,045		3,455		3,699			(590)					
Invesco Dynamic Growth Index		N/A	Equity/Index	AEL 85LNZLR1WR9SYRVFCH09	03/13/2023	03/13/2025	32	82,425	2584.53		2,547		2,176		2,194			(371)					
S&P 500 Dividend Aristocrats Daily Risk Control 5% Index		N/A	Equity/Index	AEL 85LNZLR1WR9SYRVFCH09	03/15/2023	03/14/2025	1	1,319	1772.96		41		35		53			(6)					
S&P 500 Dividend Aristocrats Daily Risk Control 5% Index		N/A	Equity/Index	AEL 85LNZLR1WR9SYRVFCH09	03/16/2023	03/14/2025	540	959,794	1777.12		28,410		24,267		36,806			(4,143)					
S&P 500 Dividend Aristocrats Daily Risk Control 5% Index		N/A	Equity/Index	AEL 85LNZLR1WR9SYRVFCH09	03/14/2023	03/14/2025	9	15,215	1777.98		470		402		579			(69)					
Invesco Dynamic Growth Index		N/A	Equity/Index	AEL 85LNZLR1WR9SYRVFCH09	03/14/2023	03/14/2025	125	322,420	2581.63		9,898		8,455		8,765			(1,444)					
Invesco Dynamic Growth Index		N/A	Equity/Index	AEL 85LNZLR1WR9SYRVFCH09	03/16/2023	03/14/2025	172	443,838	2582.98		13,715		11,715		11,953			(2,000)					

E06.80

STATEMENT AS OF JUNE 30, 2023 OF THE EAGLE LIFE INSURANCE COMPANY

SCHEDULE DB - PART A - SECTION 1

Showing all Options, Caps, Floors, Collars, Swaps and Forwards Open as of Current Statement Date

1	2	3	4	5	6	7	8	9	10	11	12	13	14	15	16	17	18	19	20	21	22	23	
Description	Description of Item(s) Hedged, Used for Income Generation or Replicated	Schedule/ Exhibit Identifier	Type(s) of Risk(s) (a)	Exchange, Counterparty or Central Clearinghouse	Trade Date	Date of Maturity or Expiration	Number of Contracts	Notional Amount	Strike Price, Rate or Index Received (Paid)	Cumulative Prior Year(s) Initial Cost of Un-discounted Premium (Received) Paid	Current Year Initial Cost of Un-discounted Premium (Received) Paid	Current Year Income	Book/ Adjusted Carrying Value	Code	Fair Value	Unrealized Valuation Increase/ (Decrease)	Total Foreign Exchange Change in B./A.C.V.	Current Year's (Amortization)/ Accretion	Adjustment to Carrying Value of Hedged Item	Potential Exposure	Credit Quality of Reference Entity	Hedge Effectiveness at Inception and at Quarter-end (b)	
Invesco Dynamic Growth Index		N/A	Equity/Index	AEL 85LNZLR1WR9SYRVFCH09	03/15/2023	03/14/2025	285	763,210	2587.54		23,660		20,209		19,904			(3,450)					
S&P 500 Index Option PTP		N/A	Equity/Index	AEL 85LNZLR1WR9SYRVFCH09	03/15/2023	03/14/2025	34	132,301	3891.93		8,805		7,521		12,549			(1,284)					
S&P 500 Dividend Aristocrats Daily Risk Control 5% Index		N/A	Equity/Index	AEL 85LNZLR1WR9SYRVFCH09	03/17/2023	03/17/2025	21	37,350	1768.61		1,150		983		1,550			(168)					
Invesco Dynamic Growth Index		N/A	Equity/Index	AEL 85LNZLR1WR9SYRVFCH09	03/20/2023	03/20/2025	43	112,079	2592.33		3,474		2,968		2,836			(507)					
Franklin Global Trends Index		N/A	Equity/Index	AEL 85LNZLR1WR9SYRVFCH09	03/22/2023	03/21/2025	394	94,644	240.17		3,123		2,668		2,492			(455)					
S&P 500 Dividend Aristocrats Daily Risk Control 5% Index		N/A	Equity/Index	AEL 85LNZLR1WR9SYRVFCH09	03/23/2023	03/21/2025	46	80,753	1767.34		2,463		2,104		3,395			(359)					
S&P 500 Dividend Aristocrats Daily Risk Control 5% Index		N/A	Equity/Index	AEL 85LNZLR1WR9SYRVFCH09	03/22/2023	03/21/2025	54	94,928	1770.16		2,895		2,473		3,892			(422)					
S&P 500 Dividend Aristocrats Daily Risk Control 5% Index		N/A	Equity/Index	AEL 85LNZLR1WR9SYRVFCH09	03/21/2023	03/21/2025	10	18,105	1779.74		552		472		680			(81)					
Invesco Dynamic Growth Index		N/A	Equity/Index	AEL 85LNZLR1WR9SYRVFCH09	03/21/2023	03/21/2025	486	1,256,749	2587.11		38,708		33,063		33,021			(5,645)					
Invesco Dynamic Growth Index		N/A	Equity/Index	AEL 85LNZLR1WR9SYRVFCH09	03/22/2023	03/21/2025	288	744,891	2589.91		22,868		19,533		19,190			(3,335)					
Invesco Dynamic Growth Index		N/A	Equity/Index	AEL 85LNZLR1WR9SYRVFCH09	03/23/2023	03/21/2025	371	964,255	2598.65		29,795		25,450		23,340			(4,345)					
S&P 500 Index Option PTP		N/A	Equity/Index	AEL 85LNZLR1WR9SYRVFCH09	03/22/2023	03/21/2025	5	17,973	3936.97		2,488		2,125		4,037			(363)					
S&P 500 Dividend Aristocrats Daily Risk Control 5% Index		N/A	Equity/Index	AEL 85LNZLR1WR9SYRVFCH09	03/24/2023	03/24/2025	49	86,564	1773.59		2,554		2,181		3,446			(372)					
Invesco Dynamic Growth Index		N/A	Equity/Index	AEL 85LNZLR1WR9SYRVFCH09	03/24/2023	03/24/2025	177	462,090	2603.87		14,371		12,275		10,794			(2,096)					
S&P 500 Dividend Aristocrats Daily Risk Control 5% Index		N/A	Equity/Index	AEL 85LNZLR1WR9SYRVFCH09	03/27/2023	03/27/2025	154	273,366	1777.16		8,584		7,332		10,550			(1,252)					
Franklin Global Trends Index		N/A	Equity/Index	AEL 85LNZLR1WR9SYRVFCH09	03/29/2023	03/28/2025	1,013	242,955	239.88		8,042		6,869		6,579			(1,173)					
S&P 500 Dividend Aristocrats Daily Risk Control 5% Index		N/A	Equity/Index	AEL 85LNZLR1WR9SYRVFCH09	03/28/2023	03/28/2025	19	33,950	1779.42		1,063		908		1,284			(155)					
S&P 500 Dividend Aristocrats Daily Risk Control 5% Index		N/A	Equity/Index	AEL 85LNZLR1WR9SYRVFCH09	03/29/2023	03/28/2025	409	730,658	1784.72		21,993		18,786		26,303			(3,207)					
S&P 500 Dividend Aristocrats Daily Risk Control 5% Index		N/A	Equity/Index	AEL 85LNZLR1WR9SYRVFCH09	03/30/2023	03/28/2025	22	39,660	1786.54		1,198		1,023		1,403			(175)					

E06.81

STATEMENT AS OF JUNE 30, 2023 OF THE EAGLE LIFE INSURANCE COMPANY

SCHEDULE DB - PART A - SECTION 1

Showing all Options, Caps, Floors, Collars, Swaps and Forwards Open as of Current Statement Date

1	2	3	4	5	6	7	8	9	10	11	12	13	14	15	16	17	18	19	20	21	22	23	
Description	Description of Item(s) Hedged, Used for Income Generation or Replicated	Schedule/ Exhibit Identifier	Type(s) of Risk(s) (a)	Exchange, Counterparty or Central Clearinghouse	Trade Date	Date of Maturity or Expiration	Number of Contracts	Notional Amount	Strike Price, Rate or Index Received (Paid)	Cumulative Prior Year(s) Initial Cost of Un-discounted Premium (Received) Paid	Current Year Initial Cost of Un-discounted Premium (Received) Paid	Current Year Income	Book/ Adjusted Carrying Value	Code	Fair Value	Unrealized Valuation Increase/ (Decrease)	Total Foreign Exchange Change in B./A.C.V.	Current Year's (Amortization)/ Accretion	Adjustment to Carrying Value of Hedged Item	Potential Exposure	Credit Quality of Reference Entity	Hedge Effectiveness at Inception and at Quarter-end (b)	
Invesco Dynamic Growth Index		N/A	Equity/Index	AEL 85LNZLR1WR9SYRVFCH09	03/28/2023	03/28/2025	190	493,506	2591.44		15,249		13,025		12,634			(2,224)					
Invesco Dynamic Growth Index		N/A	Equity/Index	AEL 85LNZLR1WR9SYRVFCH09	03/29/2023	03/28/2025	1,984	5,147,716	2595.02		158,550		135,428		128,484			(23,122)					
Invesco Dynamic Growth Index		N/A	Equity/Index	AEL 85LNZLR1WR9SYRVFCH09	03/30/2023	03/28/2025	55	142,057	2597.53		4,375		3,737		3,483			(638)					
S&P 500 Index Option		N/A	Equity/Index	AEL 85LNZLR1WR9SYRVFCH09	03/29/2023	03/28/2025	69	278,795	4027.81		22,560		19,270		29,411			(3,290)					
PTPT		N/A	Equity/Index	AEL 85LNZLR1WR9SYRVFCH09	03/31/2023	03/31/2025	112	201,497	1794.75		6,267		5,353		6,604			(914)					
S&P 500 Dividend Aristocrats Daily Risk Control 5% Index		N/A	Equity/Index	AEL 85LNZLR1WR9SYRVFCH09	03/31/2023	03/31/2025	66	172,580	2606.34		5,315		4,540		3,980			(775)					
Invesco Dynamic Growth Index		N/A	Equity/Index	AEL 85LNZLR1WR9SYRVFCH09	04/03/2023	04/03/2025	199	519,690	2617.2		16,058		14,386		11,095			(1,673)					
Franklin Global Trends Index		N/A	Equity/Index	AEL 85LNZLR1WR9SYRVFCH09	04/05/2023	04/04/2025	167	40,457	242.53		1,347		1,207		.891			(140)					
S&P 500 Dividend Aristocrats Daily Risk Control 5% Index		N/A	Equity/Index	AEL 85LNZLR1WR9SYRVFCH09	04/06/2023	04/04/2025	139	247,981	1790.02		7,787		6,975		8,525			(811)					
S&P 500 Dividend Aristocrats Daily Risk Control 5% Index		N/A	Equity/Index	AEL 85LNZLR1WR9SYRVFCH09	04/05/2023	04/04/2025	68	121,688	1790.43		3,833		3,434		4,167			(399)					
Invesco Dynamic Growth Index		N/A	Equity/Index	AEL 85LNZLR1WR9SYRVFCH09	04/04/2023	04/04/2025	302	793,098	2622.24		24,586		22,025		16,324			(2,561)					
Invesco Dynamic Growth Index		N/A	Equity/Index	AEL 85LNZLR1WR9SYRVFCH09	04/05/2023	04/04/2025	148	388,243	2627.99		12,036		10,782		7,654			(1,254)					
Invesco Dynamic Growth Index		N/A	Equity/Index	AEL 85LNZLR1WR9SYRVFCH09	04/06/2023	04/04/2025	254	667,139	2628.13		20,681		18,527		13,138			(2,154)					
S&P 500 Index Option		N/A	Equity/Index	AEL 85LNZLR1WR9SYRVFCH09	04/05/2023	04/04/2025	38	156,581	4090.38		15,630		14,002		20,234			(1,628)					
PTPT		N/A	Equity/Index	AEL 85LNZLR1WR9SYRVFCH09	04/10/2023	04/10/2025	5	8,178	1791.89		253		226		277			(26)					
Invesco Dynamic Growth Index		N/A	Equity/Index	AEL 85LNZLR1WR9SYRVFCH09	04/10/2023	04/10/2025	13	33,551	2617.65		1,037		929		718			(108)					
Franklin Global Trends Index		N/A	Equity/Index	AEL 85LNZLR1WR9SYRVFCH09	04/11/2023	04/11/2025	998	241,220	241.75		8,009		7,174		5,692			(834)					
S&P 500 Dividend Aristocrats Daily Risk Control 5% Index		N/A	Equity/Index	AEL 85LNZLR1WR9SYRVFCH09	04/12/2023	04/11/2025	100	178,968	1792.81		5,620		5,034		6,016			(585)					
Invesco Dynamic Growth Index		N/A	Equity/Index	AEL 85LNZLR1WR9SYRVFCH09	04/11/2023	04/11/2025	684	1,789,422	2616.69		55,293		49,533		38,583			(5,760)					
Invesco Dynamic Growth Index		N/A	Equity/Index	AEL 85LNZLR1WR9SYRVFCH09	04/12/2023	04/11/2025	96	252,393	2619.3		7,799		6,987		5,339			(812)					
Invesco Dynamic Growth Index		N/A	Equity/Index	AEL 85LNZLR1WR9SYRVFCH09	04/13/2023	04/11/2025	200	524,745	2623.1		16,215		14,526		10,792			(1,689)					
S&P 500 Index Option		N/A	Equity/Index	AEL 85LNZLR1WR9SYRVFCH09	04/12/2023	04/11/2025	13	52,447	4091.95		3,654		3,273		4,675			(381)					
PTPT		N/A	Equity/Index	AEL 85LNZLR1WR9SYRVFCH09	04/12/2023	04/11/2025	13	52,447	4091.95		3,654		3,273		4,675			(381)					

E06.82

STATEMENT AS OF JUNE 30, 2023 OF THE EAGLE LIFE INSURANCE COMPANY

SCHEDULE DB - PART A - SECTION 1

Showing all Options, Caps, Floors, Collars, Swaps and Forwards Open as of Current Statement Date

1	2	3	4	5	6	7	8	9	10	11	12	13	14	15	16	17	18	19	20	21	22	23	
Description	Description of Item(s) Hedged, Used for Income Generation or Replicated	Schedule/ Exhibit Identifier	Type(s) of Risk(s) (a)	Exchange, Counterparty or Central Clearinghouse	Trade Date	Date of Maturity or Expiration	Number of Contracts	Notional Amount	Strike Price, Rate or Index Received (Paid)	Cumulative Prior Year(s) Initial Cost of Un-discounted Premium (Received) Paid	Current Year Initial Cost of Un-discounted Premium (Received) Paid	Current Year Income	Book/ Adjusted Carrying Value	Code	Fair Value	Unrealized Valuation Increase/ (Decrease)	Total Foreign Exchange Change in B./A.C.V.	Current Year's (Amortization)/ Accretion	Adjustment to Carrying Value of Hedged Item	Potential Exposure	Credit Quality of Reference Entity	Hedge Effectiveness at Inception and at Quarter-end (b)	
S&P 500 Dividend Aristocrats Daily Risk Control 5% Index		N/A	Equity/Index	AEL 85LNZLR1WR9SYRVFCH09	04/14/2023	04/14/2025	82	146,804	1793.22		4,404		3,945		4,925			(459)					
Invesco Dynamic Growth Index		N/A	Equity/Index	AEL 85LNZLR1WR9SYRVFCH09	04/14/2023	04/14/2025	30	77,184	2615.46		2,377		2,130		1,683			(248)					
Franklin Global Trends Index		N/A	Equity/Index	AEL 85LNZLR1WR9SYRVFCH09	04/19/2023	04/17/2025	274	66,000	240.64		2,178		1,951		1,709			(227)					
S&P 500 Dividend Aristocrats Daily Risk Control 5% Index		N/A	Equity/Index	AEL 85LNZLR1WR9SYRVFCH09	04/17/2023	04/17/2025	93	167,573	1796.91		5,262		4,714		5,436			(548)					
S&P 500 Dividend Aristocrats Daily Risk Control 5% Index		N/A	Equity/Index	AEL 85LNZLR1WR9SYRVFCH09	04/18/2023	04/17/2025	188	338,544	1797.48		10,452		9,363		10,922			(1,089)					
S&P 500 Dividend Aristocrats Daily Risk Control 5% Index		N/A	Equity/Index	AEL 85LNZLR1WR9SYRVFCH09	04/19/2023	04/17/2025	258	463,800	1798.54		13,914		12,465		14,810			(1,449)					
S&P 500 Dividend Aristocrats Daily Risk Control 5% Index		N/A	Equity/Index	AEL 85LNZLR1WR9SYRVFCH09	04/20/2023	04/17/2025	58	105,145	1798.86		3,228		2,892		3,347			(336)					
Invesco Dynamic Growth Index		N/A	Equity/Index	AEL 85LNZLR1WR9SYRVFCH09	04/19/2023	04/17/2025	8	21,326	2608.1		655		587		492			(68)					
Invesco Dynamic Growth Index		N/A	Equity/Index	AEL 85LNZLR1WR9SYRVFCH09	04/17/2023	04/17/2025	5	12,044	2610.81		371		332		272			(39)					
Invesco Dynamic Growth Index		N/A	Equity/Index	AEL 85LNZLR1WR9SYRVFCH09	04/20/2023	04/17/2025	32	82,626	2612.26		2,537		2,272		1,848			(264)					
Invesco Dynamic Growth Index		N/A	Equity/Index	AEL 85LNZLR1WR9SYRVFCH09	04/18/2023	04/17/2025	48	124,409	2612.42		3,832		3,433		2,780			(399)					
S&P 500 Index Option PTPPT		N/A	Equity/Index	AEL 85LNZLR1WR9SYRVFCH09	04/19/2023	04/18/2025	75	313,015	4154.52		27,744		24,854		34,067			(2,890)					
Invesco Dynamic Growth Index		N/A	Equity/Index	AEL 85LNZLR1WR9SYRVFCH09	04/21/2023	04/21/2025	152	397,097	2610.84		12,231		10,957		9,000			(1,274)					
Franklin Global Trends Index		N/A	Equity/Index	AEL 85LNZLR1WR9SYRVFCH09	04/24/2023	04/24/2025	116	28,000	241.34		927		830		690			(97)					
S&P 500 Dividend Aristocrats Daily Risk Control 5% Index		N/A	Equity/Index	AEL 85LNZLR1WR9SYRVFCH09	04/24/2023	04/24/2025	149	269,018	1802.23		8,313		7,447		8,325			(866)					
Invesco Dynamic Growth Index		N/A	Equity/Index	AEL 85LNZLR1WR9SYRVFCH09	04/24/2023	04/24/2025	116	303,794	2616.62		9,357		8,382		6,618			(975)					
Franklin Global Trends Index		N/A	Equity/Index	AEL 85LNZLR1WR9SYRVFCH09	04/25/2023	04/25/2025	550	132,900	241.76		4,412		3,953		3,169			(460)					
S&P 500 Dividend Aristocrats Daily Risk Control 5% Index		N/A	Equity/Index	AEL 85LNZLR1WR9SYRVFCH09	04/26/2023	04/25/2025	109	194,794	1788.15		6,039		5,410		6,898			(629)					
S&P 500 Dividend Aristocrats Daily Risk Control 5% Index		N/A	Equity/Index	AEL 85LNZLR1WR9SYRVFCH09	04/25/2023	04/25/2025	111	198,760	1796		5,853		5,243		6,536			(610)					

E06.83

STATEMENT AS OF JUNE 30, 2023 OF THE EAGLE LIFE INSURANCE COMPANY

SCHEDULE DB - PART A - SECTION 1

Showing all Options, Caps, Floors, Collars, Swaps and Forwards Open as of Current Statement Date

1	2	3	4	5	6	7	8	9	10	11	12	13	14	15	16	17	18	19	20	21	22	23	
Description	Description of Item(s) Hedged, Used for Income Generation or Replicated	Schedule/ Exhibit Identifier	Type(s) of Risk(s) (a)	Exchange, Counterparty or Central Clearinghouse	Trade Date	Date of Maturity or Expiration	Number of Contracts	Notional Amount	Strike Price, Rate or Index Received (Paid)	Cumulative Prior Year(s) Initial Cost of Un-discounted Premium (Received) Paid	Current Year Initial Cost of Un-discounted Premium (Received) Paid	Current Year Income	Book/ Adjusted Carrying Value	Code	Fair Value	Unrealized Valuation Increase/ (Decrease)	Total Foreign Exchange Change in B./A.C.V.	Current Year's (Amortization)/ Accretion	Adjustment to Carrying Value of Hedged Item	Potential Exposure	Credit Quality of Reference Entity	Hedge Effectiveness at Inception and at Quarter-end (b)	
S&P 500 Dividend Aristocrats Daily Risk Control 5% Index		N/A	Equity/Index	AEL 85LNZLR1WR9SYRVFCH09	04/27/2023	04/25/2025	792	1,425,900	1800.95		44,203		39,598		44,710								
Invesco Dynamic Growth Index		N/A	Equity/Index	AEL 85LNZLR1WR9SYRVFCH09	04/26/2023	04/25/2025	495	1,293,926	2612.2		39,982		35,817		29,123								
Invesco Dynamic Growth Index		N/A	Equity/Index	AEL 85LNZLR1WR9SYRVFCH09	04/27/2023	04/25/2025	175	457,860	2613.42		14,102		12,633		10,216								
Invesco Dynamic Growth Index		N/A	Equity/Index	AEL 85LNZLR1WR9SYRVFCH09	04/25/2023	04/25/2025	411	1,076,685	2620.68		33,270		29,804		22,791								
S&P 500 Index Option PPT		N/A	Equity/Index	AEL 85LNZLR1WR9SYRVFCH09	04/26/2023	04/25/2025	67	272,192	4055.99		22,963		20,571		29,966								
S&P 500 Dividend Aristocrats Daily Risk Control 5% Index		N/A	Equity/Index	AEL 85LNZLR1WR9SYRVFCH09	04/28/2023	04/28/2025	410	741,320	1806.11		22,388		20,056		22,146								
Invesco Dynamic Growth Index		N/A	Equity/Index	AEL 85LNZLR1WR9SYRVFCH09	04/28/2023	04/28/2025	673	1,765,898	2623.18		54,390		48,724		36,789								
Franklin Global Trends Index		N/A	Equity/Index	AEL 85LNZLR1WR9SYRVFCH09	05/01/2023	05/01/2025	705	169,400	240.43		5,607		5,257		4,503								
S&P 500 Dividend Aristocrats Daily Risk Control 5% Index		N/A	Equity/Index	AEL 85LNZLR1WR9SYRVFCH09	05/01/2023	05/01/2025	149	269,505	1807		8,436		7,908		7,997								
Invesco Dynamic Growth Index		N/A	Equity/Index	AEL 85LNZLR1WR9SYRVFCH09	05/01/2023	05/01/2025	143	375,096	2615.55		11,553		10,831		8,278								
Franklin Global Trends Index		N/A	Equity/Index	AEL 85LNZLR1WR9SYRVFCH09	05/02/2023	05/02/2025	1,449	350,000	241.57		11,620		10,894		8,519								
Franklin Global Trends Index		N/A	Equity/Index	AEL 85LNZLR1WR9SYRVFCH09	05/03/2023	05/02/2025	449	108,648	242.17		3,607		3,382		2,521								
S&P 500 Dividend Aristocrats Daily Risk Control 5% Index		N/A	Equity/Index	AEL 85LNZLR1WR9SYRVFCH09	05/03/2023	05/02/2025	103	184,586	1797.96		5,667		5,313		5,983								
S&P 500 Dividend Aristocrats Daily Risk Control 5% Index		N/A	Equity/Index	AEL 85LNZLR1WR9SYRVFCH09	05/02/2023	05/02/2025	337	606,690	1800.72		18,954		17,769		19,151								
Invesco Dynamic Growth Index		N/A	Equity/Index	AEL 85LNZLR1WR9SYRVFCH09	05/03/2023	05/02/2025	39	101,724	2613.78		3,143		2,947		2,275								
Invesco Dynamic Growth Index		N/A	Equity/Index	AEL 85LNZLR1WR9SYRVFCH09	05/02/2023	05/02/2025	275	719,205	2615.07		22,223		20,834		15,939								
Invesco Dynamic Growth Index		N/A	Equity/Index	AEL 85LNZLR1WR9SYRVFCH09	05/04/2023	05/02/2025	84	220,500	2615.77		6,836		6,408		4,862								
S&P 500 Index Option PPT		N/A	Equity/Index	AEL 85LNZLR1WR9SYRVFCH09	05/03/2023	05/02/2025	99	403,200	4090.75		33,572		31,474		42,592								
S&P 500 Dividend Aristocrats Daily Risk Control 5% Index		N/A	Equity/Index	AEL 85LNZLR1WR9SYRVFCH09	05/05/2023	05/05/2025	119	214,939	1801.13		6,685		6,267		6,771								
Invesco Dynamic Growth Index		N/A	Equity/Index	AEL 85LNZLR1WR9SYRVFCH09	05/05/2023	05/05/2025	134	350,084	2617.92		10,853		10,174		7,618								
Invesco Dynamic Growth Index		N/A	Equity/Index	AEL 85LNZLR1WR9SYRVFCH09	05/08/2023	05/08/2025	480	1,253,404	2611.27		38,856		36,427		28,664								
Franklin Global Trends Index		N/A	Equity/Index	AEL 85LNZLR1WR9SYRVFCH09	05/09/2023	05/09/2025	1,474	355,135	240.97		11,790		11,054		9,107								

E06.84

STATEMENT AS OF JUNE 30, 2023 OF THE EAGLE LIFE INSURANCE COMPANY

SCHEDULE DB - PART A - SECTION 1

Showing all Options, Caps, Floors, Collars, Swaps and Forwards Open as of Current Statement Date

1	2	3	4	5	6	7	8	9	10	11	12	13	14	15	16	17	18	19	20	21	22	23	
Description	Description of Item(s) Hedged, Used for Income Generation or Replicated	Schedule/ Exhibit Identifier	Type(s) of Risk(s) (a)	Exchange, Counterparty or Central Clearinghouse	Trade Date	Date of Maturity or Expiration	Number of Contracts	Notional Amount	Strike Price, Rate or Index Received (Paid)	Cumulative Prior Year(s) Initial Cost of Un-discounted Premium (Received) Paid	Current Year Initial Cost of Un-discounted Premium (Received) Paid	Current Year Income	Book/ Adjusted Carrying Value	Code	Fair Value	Unrealized Valuation Increase/ (Decrease)	Total Foreign Exchange Change in B./A.C.V.	Current Year's (Amortization)/ Accretion	Adjustment to Carrying Value of Hedged Item	Potential Exposure	Credit Quality of Reference Entity	Hedge Effectiveness at Inception and at Quarter-end (b)	
Franklin Global Trends Index		N/A	Equity/Index	AEL 85LNZLR1WR9SYRVFCH09	05/11/2023	05/09/2025	708	171,000	241.49		5,694		5,338		4,211			(356)					
S&P 500 Dividend Aristocrats Daily Risk Control 5% Index		N/A	Equity/Index	AEL 85LNZLR1WR9SYRVFCH09	05/10/2023	05/09/2025	201	360,595	1796.23		11,178		10,480		11,933			(699)					
S&P 500 Dividend Aristocrats Daily Risk Control 5% Index		N/A	Equity/Index	AEL 85LNZLR1WR9SYRVFCH09	05/09/2023	05/09/2025	69	124,391	1796.24		3,881		3,638		4,116			(243)					
Invesco Dynamic Growth Index		N/A	Equity/Index	AEL 85LNZLR1WR9SYRVFCH09	05/09/2023	05/09/2025	653	1,702,991	2609.54		52,622		49,334		39,452			(3,289)					
Invesco Dynamic Growth Index		N/A	Equity/Index	AEL 85LNZLR1WR9SYRVFCH09	05/11/2023	05/09/2025	760	1,988,609	2618.19		61,647		57,794		43,313			(3,853)					
Invesco Dynamic Growth Index		N/A	Equity/Index	AEL 85LNZLR1WR9SYRVFCH09	05/10/2023	05/09/2025	59	155,603	2618.8		4,824		4,522		3,374			(301)					
S&P 500 Index Option PTP		N/A	Equity/Index	AEL 85LNZLR1WR9SYRVFCH09	05/10/2023	05/09/2025	27	112,434	4137.64		7,809		7,321		9,815			(488)					
S&P 500 Dividend Aristocrats Daily Risk Control 5% Index		N/A	Equity/Index	AEL 85LNZLR1WR9SYRVFCH09	05/12/2023	05/12/2025	1,189	2,133,398	1794.89		65,922		61,802		71,627			(4,120)					
Invesco Dynamic Growth Index		N/A	Equity/Index	AEL 85LNZLR1WR9SYRVFCH09	05/12/2023	05/12/2025	2	4,258	2612.17		132		124		97			(8)					
Invesco Dynamic Growth Index		N/A	Equity/Index	AEL 85LNZLR1WR9SYRVFCH09	05/15/2023	05/15/2025	108	281,300	2609.44		8,720		8,175		6,548			(545)					
Franklin Global Trends Index		N/A	Equity/Index	AEL 85LNZLR1WR9SYRVFCH09	05/17/2023	05/16/2025	420	100,982	240.19		3,353		3,143		2,762			(210)					
S&P 500 Dividend Aristocrats Daily Risk Control 5% Index		N/A	Equity/Index	AEL 85LNZLR1WR9SYRVFCH09	05/16/2023	05/16/2025	83	148,389	1787.08		4,625		4,336		5,368			(289)					
S&P 500 Dividend Aristocrats Daily Risk Control 5% Index		N/A	Equity/Index	AEL 85LNZLR1WR9SYRVFCH09	05/18/2023	05/16/2025	142	254,140	1793.11		7,853		7,362		8,696			(491)					
Invesco Dynamic Growth Index		N/A	Equity/Index	AEL 85LNZLR1WR9SYRVFCH09	05/18/2023	05/16/2025	12	30,731	2596.65		947		887		782			(59)					
Invesco Dynamic Growth Index		N/A	Equity/Index	AEL 85LNZLR1WR9SYRVFCH09	05/16/2023	05/16/2025	317	824,020	2599.12		25,462		23,871		20,624			(1,591)					
Invesco Dynamic Growth Index		N/A	Equity/Index	AEL 85LNZLR1WR9SYRVFCH09	05/17/2023	05/16/2025	215	559,017	2600.7		17,274		16,194		13,839			(1,080)					
S&P 500 Index Option PTP		N/A	Equity/Index	AEL 85LNZLR1WR9SYRVFCH09	05/17/2023	05/16/2025	95	393,006	4158.77		40,231		37,717		49,484			(2,514)					
S&P 500 Dividend Aristocrats Daily Risk Control 5% Index		N/A	Equity/Index	AEL 85LNZLR1WR9SYRVFCH09	05/19/2023	05/19/2025	44	79,525	1792.53		2,449		2,296		2,741			(153)					
Invesco Dynamic Growth Index		N/A	Equity/Index	AEL 85LNZLR1WR9SYRVFCH09	05/19/2023	05/19/2025	252	652,927	2593.5		20,110		18,853		17,014			(1,257)					
S&P 500 Dividend Aristocrats Daily Risk Control 5% Index		N/A	Equity/Index	AEL 85LNZLR1WR9SYRVFCH09	05/22/2023	05/22/2025	217	388,708	1789.14		11,933		11,188		13,845			(746)					
Invesco Dynamic Growth Index		N/A	Equity/Index	AEL 85LNZLR1WR9SYRVFCH09	05/22/2023	05/22/2025	268	693,274	2587.99		21,353		20,018		18,784			(1,335)					

E06.85

STATEMENT AS OF JUNE 30, 2023 OF THE EAGLE LIFE INSURANCE COMPANY

SCHEDULE DB - PART A - SECTION 1

Showing all Options, Caps, Floors, Collars, Swaps and Forwards Open as of Current Statement Date

1	2	3	4	5	6	7	8	9	10	11	12	13	14	15	16	17	18	19	20	21	22	23	
Description	Description of Item(s) Hedged, Used for Income Generation or Replicated	Schedule/ Exhibit Identifier	Type(s) of Risk(s) (a)	Exchange, Counterparty or Central Clearinghouse	Trade Date	Date of Maturity or Expiration	Number of Contracts	Notional Amount	Strike Price, Rate or Index Received (Paid)	Cumulative Prior Year(s) Initial Cost of Un-discounted Premium (Received) Paid	Current Year Initial Cost of Un-discounted Premium (Received) Paid	Current Year Income	Book/ Adjusted Carrying Value	Code	Fair Value	Unrealized Valuation Increase/ (Decrease)	Total Foreign Exchange Change in B./A.C.V.	Current Year's (Amortization)/ Accretion	Adjustment to Carrying Value of Hedged Item	Potential Exposure	Credit Quality of Reference Entity	Hedge Effectiveness at Inception and at Quarter-end (b)	
Franklin Global Trends Index		N/A	Equity/Index	AEL 85LNZLR1WR9SYRVFCH09	05/25/2023	05/23/2025	2,028	481,632	237.49		15,846		14,855		16,123			(990)					
Franklin Global Trends Index		N/A	Equity/Index	AEL 85LNZLR1WR9SYRVFCH09	05/26/2023	05/23/2025	296	70,616	238.8		2,316		2,171		2,152			(145)					
Franklin Global Trends Index		N/A	Equity/Index	AEL 85LNZLR1WR9SYRVFCH09	05/23/2023	05/23/2025	243	58,035	239.15		1,915		1,795		1,723			(120)					
S&P 500 Dividend Aristocrats Daily Risk Control 5% Index		N/A	Equity/Index	AEL 85LNZLR1WR9SYRVFCH09	05/25/2023	05/23/2025	236	417,585	1771.17		12,903		12,097		17,465			(806)					
S&P 500 Dividend Aristocrats Daily Risk Control 5% Index		N/A	Equity/Index	AEL 85LNZLR1WR9SYRVFCH09	05/26/2023	05/23/2025	285	504,998	1772.86		15,356		14,397		20,813			(960)					
S&P 500 Dividend Aristocrats Daily Risk Control 5% Index		N/A	Equity/Index	AEL 85LNZLR1WR9SYRVFCH09	05/24/2023	05/23/2025	34	60,310	1775.38		1,842		1,727		2,432			(115)					
S&P 500 Dividend Aristocrats Daily Risk Control 5% Index		N/A	Equity/Index	AEL 85LNZLR1WR9SYRVFCH09	05/23/2023	05/23/2025	65	116,618	1782.85		3,563		3,341		4,400			(223)					
Invesco Dynamic Growth Index		N/A	Equity/Index	AEL 85LNZLR1WR9SYRVFCH09	05/25/2023	05/23/2025	304	780,172	2563.82		23,951		22,454		24,785			(1,497)					
Invesco Dynamic Growth Index		N/A	Equity/Index	AEL 85LNZLR1WR9SYRVFCH09	05/26/2023	05/23/2025	53	136,431	2565.96		4,161		3,901		4,275			(260)					
Invesco Dynamic Growth Index		N/A	Equity/Index	AEL 85LNZLR1WR9SYRVFCH09	05/24/2023	05/23/2025	165	424,454	2574.55		13,031		12,216		12,579			(814)					
Invesco Dynamic Growth Index		N/A	Equity/Index	AEL 85LNZLR1WR9SYRVFCH09	05/23/2023	05/23/2025	193	498,701	2581.36		15,310		14,353		14,131			(957)					
S&P 500 Index Option PTP		N/A	Equity/Index	AEL 85LNZLR1WR9SYRVFCH09	05/24/2023	05/23/2025	21	87,130	4115.24		10,039		9,412		13,395			(627)					
Franklin Global Trends Index		N/A	Equity/Index	AEL 85LNZLR1WR9SYRVFCH09	05/31/2023	05/30/2025	1,597	380,412	238.2		12,554		11,769		12,154			(785)					
S&P 500 Dividend Aristocrats Daily Risk Control 5% Index		N/A	Equity/Index	AEL 85LNZLR1WR9SYRVFCH09	05/31/2023	05/30/2025	84	148,703	1763.43		4,542		4,259		6,663			(284)					
S&P 500 Dividend Aristocrats Daily Risk Control 5% Index		N/A	Equity/Index	AEL 85LNZLR1WR9SYRVFCH09	05/30/2023	05/30/2025	7	12,611	1768.97		388		364		539			(24)					
S&P 500 Dividend Aristocrats Daily Risk Control 5% Index		N/A	Equity/Index	AEL 85LNZLR1WR9SYRVFCH09	06/01/2023	05/30/2025	630	1,113,835	1769.16		32,524		31,846		47,541			(678)					
Invesco Dynamic Growth Index		N/A	Equity/Index	AEL 85LNZLR1WR9SYRVFCH09	05/30/2023	05/30/2025	119	306,852	2571.6		9,390		8,803		9,302			(587)					
Invesco Dynamic Growth Index		N/A	Equity/Index	AEL 85LNZLR1WR9SYRVFCH09	05/31/2023	05/30/2025	189	486,180	2572.74		14,926		13,993		14,630			(933)					
S&P 500 Index Option PTP		N/A	Equity/Index	AEL 85LNZLR1WR9SYRVFCH09	05/31/2023	05/30/2025	76	316,661	4179.83		32,168		30,157		38,273			(2,010)					
Invesco Dynamic Growth Index		N/A	Equity/Index	AEL 85LNZLR1WR9SYRVFCH09	06/02/2023	06/02/2025	56	145,500	2585.32		4,467		4,374		4,037			(93)					

E06.86

STATEMENT AS OF JUNE 30, 2023 OF THE EAGLE LIFE INSURANCE COMPANY

SCHEDULE DB - PART A - SECTION 1

Showing all Options, Caps, Floors, Collars, Swaps and Forwards Open as of Current Statement Date

1	2	3	4	5	6	7	8	9	10	11	12	13	14	15	16	17	18	19	20	21	22	23	
Description	Description of Item(s) Hedged, Used for Income Generation or Replicated	Schedule/ Exhibit Identifier	Type(s) of Risk(s) (a)	Exchange, Counterparty or Central Clearinghouse	Trade Date	Date of Maturity or Expiration	Number of Contracts	Notional Amount	Strike Price, Rate or Index Received (Paid)	Cumulative Prior Year(s) Initial Cost of Un-discounted Premium (Received) Paid	Current Year Initial Cost of Un-discounted Premium (Received) Paid	Current Year Income	Book/ Adjusted Carrying Value	Code	Fair Value	Unrealized Valuation Increase/ (Decrease)	Total Foreign Exchange Change in B./A.C.V.	Current Year's (Amortization)/ Accretion	Adjustment to Carrying Value of Hedged Item	Potential Exposure	Credit Quality of Reference Entity	Hedge Effectiveness at Inception and at Quarter-end (b)	
S&P 500 Dividend Aristocrats Daily Risk Control 5% Index		N/A	Equity/Index	AEL 85LNZLR1WR9SYRVFCH09	06/05/2023	06/05/2025	236	421,026	1783.97		12,336		12,079		15,830			(257)					
Invesco Dynamic Growth Index		N/A	Equity/Index	AEL 85LNZLR1WR9SYRVFCH09	06/05/2023	06/05/2025	302	780,592	2583.81		23,964		23,465		21,913			(499)					
Franklin Global Trends Index		N/A	Equity/Index	AEL 85LNZLR1WR9SYRVFCH09	06/07/2023	06/06/2025	3,793	908,994	239.68		29,815		29,194		26,188			(621)					
S&P 500 Dividend Aristocrats Daily Risk Control 5% Index		N/A	Equity/Index	AEL 85LNZLR1WR9SYRVFCH09	06/06/2023	06/06/2025	26	45,929	1785.88		1,400		1,371		1,698			(29)					
S&P 500 Dividend Aristocrats Daily Risk Control 5% Index		N/A	Equity/Index	AEL 85LNZLR1WR9SYRVFCH09	06/07/2023	06/06/2025	267	479,312	1792.37		14,571		14,268		16,710			(304)					
S&P 500 Dividend Aristocrats Daily Risk Control 5% Index		N/A	Equity/Index	AEL 85LNZLR1WR9SYRVFCH09	06/08/2023	06/06/2025	227	406,561	1793.52		12,278		12,022		14,025			(256)					
Invesco Dynamic Growth Index		N/A	Equity/Index	AEL 85LNZLR1WR9SYRVFCH09	06/07/2023	06/06/2025	595	1,531,301	2574.55		46,858		45,882		45,695			(976)					
Invesco Dynamic Growth Index		N/A	Equity/Index	AEL 85LNZLR1WR9SYRVFCH09	06/06/2023	06/06/2025	109	281,300	2581.91		8,636		8,456		8,000			(180)					
S&P 500 Index Option PTP		N/A	Equity/Index	AEL 85LNZLR1WR9SYRVFCH09	06/07/2023	06/06/2025	31	130,873	4267.52		12,646		12,383		14,418			(263)					
S&P 500 Index Option PTP		N/A	Equity/Index	AEL 85LNZLR1WR9SYRVFCH09	06/08/2023	06/06/2025		1,733	4293.93		235		231		270			(5)					
Invesco Dynamic Growth Index		N/A	Equity/Index	AEL 85LNZLR1WR9SYRVFCH09	06/09/2023	06/09/2025	211	544,826	2581.13		16,672		16,324		15,599			(347)					
S&P 500 Dividend Aristocrats Daily Risk Control 5% Index		N/A	Equity/Index	AEL 85LNZLR1WR9SYRVFCH09	06/12/2023	06/12/2025	166	298,275	1793.83		8,769		8,587		10,295			(183)					
Invesco Dynamic Growth Index		N/A	Equity/Index	AEL 85LNZLR1WR9SYRVFCH09	06/12/2023	06/12/2025	169	436,500	2584.55		13,357		13,079		12,239			(278)					
Franklin Global Trends Index		N/A	Equity/Index	AEL 85LNZLR1WR9SYRVFCH09	06/14/2023	06/13/2025	20	4,907	241.85		161		158		121			(3)					
Franklin Global Trends Index		N/A	Equity/Index	AEL 85LNZLR1WR9SYRVFCH09	06/15/2023	06/13/2025	626	152,193	243.19		4,992		4,888		3,369			(104)					
S&P 500 Dividend Aristocrats Daily Risk Control 5% Index		N/A	Equity/Index	AEL 85LNZLR1WR9SYRVFCH09	06/14/2023	06/13/2025	217	391,079	1799.37		11,537		11,296		12,830			(240)					
S&P 500 Dividend Aristocrats Daily Risk Control 5% Index		N/A	Equity/Index	AEL 85LNZLR1WR9SYRVFCH09	06/13/2023	06/13/2025	828	1,490,383	1800.38		44,861		43,926		48,437			(935)					
S&P 500 Dividend Aristocrats Daily Risk Control 5% Index		N/A	Equity/Index	AEL 85LNZLR1WR9SYRVFCH09	06/15/2023	06/13/2025	255	460,546	1807.68		13,494		13,213		13,969			(281)					
Invesco Dynamic Growth Index		N/A	Equity/Index	AEL 85LNZLR1WR9SYRVFCH09	06/14/2023	06/13/2025	188	485,000	2580.73		14,841		14,532		13,951			(309)					
Invesco Dynamic Growth Index		N/A	Equity/Index	AEL 85LNZLR1WR9SYRVFCH09	06/13/2023	06/13/2025	402	1,036,433	2581.06		31,715		31,054		29,748			(661)					

E06.87

STATEMENT AS OF JUNE 30, 2023 OF THE EAGLE LIFE INSURANCE COMPANY

SCHEDULE DB - PART A - SECTION 1

Showing all Options, Caps, Floors, Collars, Swaps and Forwards Open as of Current Statement Date

1	2	3	4	5	6	7	8	9	10	11	12	13	14	15	16	17	18	19	20	21	22	23	
Description	Description of Item(s) Hedged, Used for Income Generation or Replicated	Schedule/ Exhibit Identifier	Type(s) of Risk(s) (a)	Exchange, Counterparty or Central Clearinghouse	Trade Date	Date of Maturity or Expiration	Number of Contracts	Notional Amount	Strike Price, Rate or Index Received (Paid)	Cumulative Prior Year(s) Initial Cost of Un-discounted Premium (Received) Paid	Current Year Initial Cost of Un-discounted Premium (Received) Paid	Current Year Income	Book/ Adjusted Carrying Value	Code	Fair Value	Unrealized Valuation Increase/ (Decrease)	Total Foreign Exchange Change in B./A.C.V.	Current Year's (Amortization)/ Accretion	Adjustment to Carrying Value of Hedged Item	Potential Exposure	Credit Quality of Reference Entity	Hedge Effectiveness at Inception and at Quarter-end (b)	
Invesco Dynamic Growth Index		N/A	Equity/Index	AEL 85LNZLR1WR9SYRVFCH09	.06/15/2023	.06/13/2025	194	505,728	2600.88		15,425		15,103		12,722			(321)					
S&P 500 Index Option PTP		N/A	Equity/Index	AEL 85LNZLR1WR9SYRVFCH09	.06/14/2023	.06/13/2025	14	63,292	4372.59		8,264		8,092		8,551			(172)					
S&P 500 Dividend Aristocrats Daily Risk Control 5% Index		N/A	Equity/Index	AEL 85LNZLR1WR9SYRVFCH09	.06/16/2023	.06/16/2025	49	89,078	1808.7		2,592		2,538		2,681			(54)					
Invesco Dynamic Growth Index		N/A	Equity/Index	AEL 85LNZLR1WR9SYRVFCH09	.06/16/2023	.06/16/2025	284	735,820	2593.45		22,443		21,975		19,492			(468)					
Franklin Global Trends Index		N/A	Equity/Index	AEL 85LNZLR1WR9SYRVFCH09	.06/21/2023	.06/20/2025	367	88,494	241.34		2,894		2,833		2,273			(60)					
S&P 500 Dividend Aristocrats Daily Risk Control 5% Index		N/A	Equity/Index	AEL 85LNZLR1WR9SYRVFCH09	.06/22/2023	.06/20/2025	288	518,015	1799.64		15,666		15,340		17,022			(326)					
S&P 500 Dividend Aristocrats Daily Risk Control 5% Index		N/A	Equity/Index	AEL 85LNZLR1WR9SYRVFCH09	.06/20/2023	.06/20/2025	202	363,750	1801.69		10,694		10,471		11,727			(223)					
S&P 500 Dividend Aristocrats Daily Risk Control 5% Index		N/A	Equity/Index	AEL 85LNZLR1WR9SYRVFCH09	.06/21/2023	.06/20/2025	290	522,767	1802.43		15,849		15,519		16,737			(330)					
Invesco Dynamic Growth Index		N/A	Equity/Index	AEL 85LNZLR1WR9SYRVFCH09	.06/22/2023	.06/20/2025	117	303,743	2585.98		9,264		9,071		8,472			(193)					
Invesco Dynamic Growth Index		N/A	Equity/Index	AEL 85LNZLR1WR9SYRVFCH09	.06/20/2023	.06/20/2025	388	1,004,507	2588.33		30,637		29,999		27,589			(638)					
Invesco Dynamic Growth Index		N/A	Equity/Index	AEL 85LNZLR1WR9SYRVFCH09	.06/21/2023	.06/20/2025	478	1,238,148	2589.09		37,764		36,977		33,836			(787)					
S&P 500 Index Option PTP		N/A	Equity/Index	AEL 85LNZLR1WR9SYRVFCH09	.06/21/2023	.06/20/2025	6	26,212	4365.69		2,213		2,167		2,314			(46)					
Franklin Global Trends Index		N/A	Equity/Index	AEL 85LNZLR1WR9SYRVFCH09	.06/23/2023	.06/23/2025	219	52,500	239.76		1,722		1,686		1,520			(36)					
S&P 500 Dividend Aristocrats Daily Risk Control 5% Index		N/A	Equity/Index	AEL 85LNZLR1WR9SYRVFCH09	.06/23/2023	.06/23/2025	35	62,627	1794.91		1,835		1,797		2,153			(38)					
Invesco Dynamic Growth Index		N/A	Equity/Index	AEL 85LNZLR1WR9SYRVFCH09	.06/23/2023	.06/23/2025	3	8,730	2582.97		266		261		249			(6)					
S&P 500 Dividend Aristocrats Daily Risk Control 5% Index		N/A	Equity/Index	AEL 85LNZLR1WR9SYRVFCH09	.06/26/2023	.06/26/2025	144	258,300	1799.9		7,620		7,461		8,497			(159)					
Invesco Dynamic Growth Index		N/A	Equity/Index	AEL 85LNZLR1WR9SYRVFCH09	.06/26/2023	.06/26/2025	21	54,809	2580.41		1,672		1,637		1,590			(35)					
Franklin Global Trends Index		N/A	Equity/Index	AEL 85LNZLR1WR9SYRVFCH09	.06/29/2023	.06/27/2025	468	112,500	240.19		3,667		3,591		3,163			(76)					
Franklin Global Trends Index		N/A	Equity/Index	AEL 85LNZLR1WR9SYRVFCH09	.06/27/2023	.06/27/2025	700	168,388	240.51		5,523		5,408		4,624			(115)					
Franklin Global Trends Index		N/A	Equity/Index	AEL 85LNZLR1WR9SYRVFCH09	.06/28/2023	.06/27/2025	136	32,688	240.65		1,069		1,047		888			(22)					

E06.88

STATEMENT AS OF JUNE 30, 2023 OF THE EAGLE LIFE INSURANCE COMPANY

SCHEDULE DB - PART A - SECTION 1

Showing all Options, Caps, Floors, Collars, Swaps and Forwards Open as of Current Statement Date

1	2	3	4	5	6	7	8	9	10	11	12	13	14	15	16	17	18	19	20	21	22	23	
Description	Description of Item(s) Hedged, Used for Income Generation or Replicated	Schedule/ Exhibit Identifier	Type(s) of Risk(s) (a)	Exchange, Counterparty or Central Clearinghouse	Trade Date	Date of Maturity or Expiration	Number of Contracts	Notional Amount	Strike Price, Rate or Index Received (Paid)	Cumulative Prior Year(s) Initial Cost of Un-discounted Premium (Received) Paid	Current Year Initial Cost of Un-discounted Premium (Received) Paid	Current Year Income	Book/ Adjusted Carrying Value	Code	Fair Value	Unrealized Valuation Increase/ (Decrease)	Total Foreign Exchange Change in B./A.C.V.	Current Year's (Amortization)/ Accretion	Adjustment to Carrying Value of Hedged Item	Potential Exposure	Credit Quality of Reference Entity	Hedge Effectiveness at Inception and at Quarter-end (b)	
S&P 500 Dividend Aristocrats Daily Risk Control 5% Index		N/A	Equity/Index	AEL 85LNZLR1WR9SYRVFCH09	06/28/2023	06/27/2025	84	151,807	1801.88		4,402		4,311		4,906			(92)					
S&P 500 Dividend Aristocrats Daily Risk Control 5% Index		N/A	Equity/Index	AEL 85LNZLR1WR9SYRVFCH09	06/27/2023	06/27/2025	257	463,903	1805.31		13,993		13,702		14,518			(292)					
S&P 500 Dividend Aristocrats Daily Risk Control 5% Index		N/A	Equity/Index	AEL 85LNZLR1WR9SYRVFCH09	06/29/2023	06/27/2025	181	327,414	1806.74		9,626		9,425		10,109			(201)					
Invesco Dynamic Growth Index		N/A	Equity/Index	AEL 85LNZLR1WR9SYRVFCH09	06/29/2023	06/27/2025	228	588,614	2583.92		17,894		17,521		16,701			(373)					
Invesco Dynamic Growth Index		N/A	Equity/Index	AEL 85LNZLR1WR9SYRVFCH09	06/27/2023	06/27/2025	400	1,034,264	2586.63		31,545		30,888		28,832			(657)					
Invesco Dynamic Growth Index		N/A	Equity/Index	AEL 85LNZLR1WR9SYRVFCH09	06/28/2023	06/27/2025	146	378,232	2590.65		11,536		11,296		10,269			(240)					
S&P 500 Index Option PTPT		N/A	Equity/Index	AEL 85LNZLR1WR9SYRVFCH09	06/28/2023	06/27/2025	45	196,034	4376.86		24,336		23,829		25,573			(507)					
S&P 500 Dividend Aristocrats Daily Risk Control 5% Index		N/A	Equity/Index	AEL 85LNZLR1WR9SYRVFCH09	06/30/2023	06/30/2025	81	146,676	1813.25		4,312		4,222		4,265			(90)					
Invesco Dynamic Growth Index		N/A	Equity/Index	AEL 85LNZLR1WR9SYRVFCH09	06/30/2023	06/30/2025	70	182,742	2598.45		5,555		5,440		4,719			(116)					
S&P 500 Index Option PTPT		N/A	Equity/Index	AEL 85LNZLR1WR9SYRVFCH09	12/29/2021	12/29/2026	21	102,850	4793.06		9,853		6,815		9,917			(985)					
S&P 500 Index Option PTPT		N/A	Equity/Index	AEL 85LNZLR1WR9SYRVFCH09	01/26/2022	01/26/2027	26	111,439	4349.93		13,769		9,753		15,998			(1,377)					
S&P 500 Index Option PTPT		N/A	Equity/Index	AEL 85LNZLR1WR9SYRVFCH09	02/09/2022	02/09/2027	248	1,137,986	4587.18		130,641		94,715		127,456			(13,064)					
S&P 500 Index Option PTPT		N/A	Equity/Index	AEL 85LNZLR1WR9SYRVFCH09	12/21/2022	12/21/2027	27	102,850	3878.44		11,854		10,574		14,907			(1,186)					
S&P 500 Index Option PTPT		N/A	Equity/Index	AEL 85LNZLR1WR9SYRVFCH09	02/08/2023	02/08/2028	186	766,195	4117.86		88,879		82,213		102,695			(6,666)					
S&P 500 Index Option PTPT		N/A	Equity/Index	AEL 85LNZLR1WR9SYRVFCH09	02/09/2023	02/09/2028	101	413,070	4081.5		47,792		44,208		55,984			(3,584)					
S&P 500 Index Option PTPT		N/A	Equity/Index	AEL 85LNZLR1WR9SYRVFCH09	02/22/2023	02/22/2028	36	145,131	3991.05		24,846		22,983		27,664			(1,863)					
S&P 500 Index Option PTPT		N/A	Equity/Index	AEL 85LNZLR1WR9SYRVFCH09	03/08/2023	03/08/2028	49	193,767	3992.01		33,987		32,004		39,461			(1,983)					
S&P 500 Index Option PTPT		N/A	Equity/Index	AEL 85LNZLR1WR9SYRVFCH09	04/05/2023	04/05/2028	45	183,488	4090.38		28,979		27,772		33,531			(1,207)					
S&P 500 Index Option PTPT		N/A	Equity/Index	AEL 85LNZLR1WR9SYRVFCH09	05/03/2023	05/03/2028	47	190,307	4090.75		33,216		32,386		37,052			(830)					
S&P 500 Index Option PTPT		N/A	Equity/Index	AEL 85LNZLR1WR9SYRVFCH09	05/10/2023	05/10/2028	25	103,806	4137.64		16,822		16,402		19,200			(421)					
S&P 500 Index Option PTPT		N/A	Equity/Index	AEL 85LNZLR1WR9SYRVFCH09	05/17/2023	05/17/2028	30	122,745	4158.77		19,837		19,341		21,752			(496)					
S&P 500 Index Option PTPT		N/A	Equity/Index	AEL 85LNZLR1WR9SYRVFCH09	06/14/2023	06/14/2028	28	123,364	4372.59		20,272		20,118		19,916			(187)					
020999999. Subtotal - Purchased Options - Hedging Other - Other										32,394,557	50,012,637		48,665,471	XXX	104,367,277			(26,023,574)			XXX	XXX	
021999999. Subtotal - Purchased Options - Hedging Other										32,394,557	50,012,637		48,665,471	XXX	104,367,277			(26,023,574)			XXX	XXX	
028999999. Subtotal - Purchased Options - Replications														XXX							XXX	XXX	
035999999. Subtotal - Purchased Options - Income Generation														XXX							XXX	XXX	
042999999. Subtotal - Purchased Options - Other														XXX							XXX	XXX	

E06.89

STATEMENT AS OF JUNE 30, 2023 OF THE EAGLE LIFE INSURANCE COMPANY

SCHEDULE DB - PART A - SECTION 1

Showing all Options, Caps, Floors, Collars, Swaps and Forwards Open as of Current Statement Date

1	2	3	4	5	6	7	8	9	10	11	12	13	14	15	16	17	18	19	20	21	22	23	
Description	Description of Item(s) Hedged, Used for Income Generation or Replicated	Schedule/ Exhibit Identifier	Type(s) of Risk(s) (a)	Exchange, Counterparty or Central Clearinghouse	Trade Date	Date of Maturity or Expiration	Number of Contracts	Notional Amount	Strike Price, Rate or Index Received (Paid)	Cumulative Prior Year(s) Initial Cost of Un-discounted Premium (Received) Paid	Current Year Initial Cost of Un-discounted Premium (Received) Paid	Current Year Income	Book/ Adjusted Carrying Value	Code	Fair Value	Unrealized Valuation Increase/ (Decrease)	Total Foreign Exchange Change in B./A.C.V.	Current Year's (Amortization)/ Accretion	Adjustment to Carrying Value of Hedged Item	Potential Exposure	Credit Quality of Reference Entity	Hedge Effectiveness at Inception and at Quarter-end (b)	
0439999999	Total Purchased Options - Call Options and Warrants													XXX								XXX	XXX
0449999999	Total Purchased Options - Put Options													XXX								XXX	XXX
0459999999	Total Purchased Options - Caps													XXX								XXX	XXX
0469999999	Total Purchased Options - Floors													XXX								XXX	XXX
0479999999	Total Purchased Options - Collars													XXX								XXX	XXX
0489999999	Total Purchased Options - Other									32,394,557	50,012,637		48,665,471	XXX	104,367,277			(26,023,574)				XXX	XXX
0499999999	Total Purchased Options									32,394,557	50,012,637		48,665,471	XXX	104,367,277			(26,023,574)				XXX	XXX
0569999999	Subtotal - Written Options - Hedging Effective Excluding Variable Annuity Guarantees Under SSAP No.108													XXX								XXX	XXX
0639999999	Subtotal - Written Options - Hedging Effective Variable Annuity Guarantees Under SSAP No.108													XXX								XXX	XXX
0709999999	Subtotal - Written Options - Hedging Other													XXX								XXX	XXX
0779999999	Subtotal - Written Options - Replications													XXX								XXX	XXX
0849999999	Subtotal - Written Options - Income Generation													XXX								XXX	XXX
0919999999	Subtotal - Written Options - Other													XXX								XXX	XXX
0929999999	Total Written Options - Call Options and Warrants													XXX								XXX	XXX
0939999999	Total Written Options - Put Options													XXX								XXX	XXX
0949999999	Total Written Options - Caps													XXX								XXX	XXX
0959999999	Total Written Options - Floors													XXX								XXX	XXX
0969999999	Total Written Options - Collars													XXX								XXX	XXX
0979999999	Total Written Options - Other													XXX								XXX	XXX
0989999999	Total Written Options													XXX								XXX	XXX
1049999999	Subtotal - Swaps - Hedging Effective Excluding Variable Annuity Guarantees Under SSAP No.108													XXX								XXX	XXX
1109999999	Subtotal - Swaps - Hedging Effective Variable Annuity Guarantees Under SSAP No.108													XXX								XXX	XXX
1169999999	Subtotal - Swaps - Hedging Other													XXX								XXX	XXX
1229999999	Subtotal - Swaps - Replication													XXX								XXX	XXX
1289999999	Subtotal - Swaps - Income Generation													XXX								XXX	XXX
1349999999	Subtotal - Swaps - Other													XXX								XXX	XXX
1359999999	Total Swaps - Interest Rate													XXX								XXX	XXX
1369999999	Total Swaps - Credit Default													XXX								XXX	XXX
1379999999	Total Swaps - Foreign Exchange													XXX								XXX	XXX
1389999999	Total Swaps - Total Return													XXX								XXX	XXX
1399999999	Total Swaps - Other													XXX								XXX	XXX
1409999999	Total Swaps													XXX								XXX	XXX
1479999999	Subtotal - Forwards													XXX								XXX	XXX
1509999999	Subtotal - SSAP No. 108 Adjustments													XXX								XXX	XXX
1689999999	Subtotal - Hedging Effective Excluding Variable Annuity Guarantees Under SSAP No.108													XXX								XXX	XXX
1699999999	Subtotal - Hedging Effective Variable Annuity Guarantees Under SSAP No.108													XXX								XXX	XXX
1709999999	Subtotal - Hedging Other									32,394,557	50,012,637		48,665,471	XXX	104,367,277			(26,023,574)				XXX	XXX
1719999999	Subtotal - Replication													XXX								XXX	XXX
1729999999	Subtotal - Income Generation													XXX								XXX	XXX
1739999999	Subtotal - Other													XXX								XXX	XXX
1749999999	Subtotal - Adjustments for SSAP No. 108 Derivatives													XXX								XXX	XXX
1759999999	Totals									32,394,557	50,012,637		48,665,471	XXX	104,367,277			(26,023,574)				XXX	XXX

(a)

Code	Description of Hedged Risk(s)
------	-------------------------------

(b)

Code	Financial or Economic Impact of the Hedge at the End of the Reporting Period
------	--

E06.90

Schedule DB - Part B - Section 1 - Futures Contracts Open

N O N E

Schedule DB - Part B - Section 1B - Brokers with whom cash deposits have been made

N O N E

Schedule DB - Part D-Section 2 - Collateral for Derivative Instruments Open - Pledged By

N O N E

Schedule DB - Part D-Section 2 - Collateral for Derivative Instruments Open - Pledged To

N O N E

Schedule DB - Part E - Derivatives Hedging Variable Annuity Guarantees

N O N E

Schedule DL - Part 1 - Reinvested Collateral Assets Owned

N O N E

Schedule DL - Part 2 - Reinvested Collateral Assets Owned

N O N E

STATEMENT AS OF JUNE 30, 2023 OF THE EAGLE LIFE INSURANCE COMPANY

SCHEDULE E - PART 2 - CASH EQUIVALENTS

Show Investments Owned End of Current Quarter

1	2	3	4	5	6	7	8	9
CUSIP	Description	Code	Date Acquired	Rate of Interest	Maturity Date	Book/Adjusted Carrying Value	Amount of Interest Due and Accrued	Amount Received During Year
0109999999	Total - U.S. Government Bonds							
0309999999	Total - All Other Government Bonds							
0509999999	Total - U.S. States, Territories and Possessions Bonds							
0709999999	Total - U.S. Political Subdivisions Bonds							
0909999999	Total - U.S. Special Revenues Bonds							
	AMCOR FLEXIBLES NORTH AMERICA CP CASH		06/29/2023	0.000	07/31/2023	2,986,496		
	AMEREN CORPORATION CP CASH		06/30/2023	5.200	07/05/2023	4,997,111		
	AMERICAN HONDA FINANCE CORPORA CP CASH		06/23/2023	0.000	07/18/2023	1,994,922		
	AMERICAN HONDA FINANCE CORPORA CP CASH		06/27/2023	5.410	08/07/2023	2,983,309		
	AON CORP CP CASH		05/19/2023	0.000	07/13/2023	998,205		
	ARIZONA PUBLIC SERVICE COMPANY CP CASH		06/26/2023	0.000	07/05/2023	2,998,252		
	CABOT CORPORATION CP CASH		06/30/2023	0.000	07/03/2023	4,998,566		
	CENTERPOINT ENERGY INC CP CASH		05/30/2023	5.400	07/10/2023	549,254		
	CENTERPOINT ENERGY INC CP CASH		06/02/2023	0.000	07/12/2023	3,993,359		
	CONSTELLATION ENERGY GROUP INC CP CASH		06/30/2023	5.250	07/07/2023	4,995,624		
	CONSTELLATION ENERGY GROUP INC CP CASH		06/29/2023	5.300	07/13/2023	4,991,164		
	WALT DISNEY CO CP CASH		06/08/2023	0.000	07/13/2023	3,992,976		
	DOMINION ENERGY INC CP CASH		06/28/2023	5.360	07/17/2023	4,988,084		
	DOVER CORP CP CASH		06/27/2023	5.250	07/06/2023	1,998,541		
	EASTMAN CHEMICAL COMPANY CP CASH		06/23/2023	0.000	07/13/2023	998,198		
	EASTMAN CHEMICAL COMPANY CP CASH		06/26/2023	5.400	07/14/2023	2,994,146		
	EVERGY INC CP CASH		06/30/2023	0.000	07/03/2023	4,998,541		
	FIDELITY NATIONAL INFORMATION CP CASH		06/21/2023	5.500	07/17/2023	2,992,655		
	FISERV INC CP CASH		06/23/2023	0.000	07/06/2023	2,498,158		
	FISERV INC CP CASH		06/21/2023	5.330	07/12/2023	2,745,515		
	INGREDION INC CP CASH		06/26/2023	0.000	07/10/2023	2,496,673		
	KEURIGDRPEPPERINC CP CASH		06/23/2023	0.000	07/07/2023	2,497,789		
	L3HARRIS TECHNOLOGIES INC CP CASH		06/26/2023	5.350	07/12/2023	2,995,092		
	MCCORMICK & COMPANY INCORPORAT CP CASH		06/20/2023	0.000	07/18/2023	2,992,408		
	MONDELEZ INTERNATIONAL INC CP CASH		06/15/2023	5.380	07/06/2023	2,498,127		
	NATIONAL RURAL UTILITIES COOPE CP CASH		06/30/2023	0.000	07/24/2023	3,986,402		
	OGLETHORPE POWER CORPORATION CP CASH		06/23/2023	0.000	07/19/2023	2,493,117		
	OGLETHORPE POWER CORPORATION CP CASH		06/27/2023	5.650	08/02/2023	1,492,462		
	OTIS WORLDWIDE CORP CP CASH		05/19/2023	5.420	07/17/2023	2,493,939		
	PENSKE TRUCK LEASING CO LP CP CASH		06/26/2023	5.220	07/07/2023	2,997,388		
	REPUBLIC SERVICES INC CP CASH		06/27/2023	5.190	07/05/2023	4,997,115		
	S&P GLOBAL INC CP CASH		06/12/2023	0.000	07/06/2023	2,298,280		
	S&P GLOBAL INC CP CASH		06/27/2023	5.300	07/11/2023	2,696,023		
	SHERWIN-WILLIAMS COMPANY THE CP CASH		06/29/2023	0.000	07/24/2023	1,744,050		
	SPIRE INC CP CASH		06/02/2023	0.000	07/07/2023	999,096		
	SPIRE INC CP CASH		06/23/2023	0.000	07/17/2023	1,496,416		
	TAMPA ELECTRIC COMPANY CP CASH		06/02/2023	0.000	07/06/2023	1,998,451		
	WEC ENERGY GROUP INC CP CASH		06/23/2023	0.000	07/06/2023	4,996,329		
	WRKCO INC CP CASH		06/27/2023	5.360	07/17/2023	4,988,082		
	WASHINGTON GAS LIGHT COMPANY CP CASH		06/20/2023	0.000	07/11/2023	1,997,023		
	WASHINGTON GAS LIGHT COMPANY CP CASH		06/21/2023	5.350	07/17/2023	2,494,047		
	WESTERN UNION CO/THE CP CASH		06/30/2023	0.000	07/03/2023	4,998,555		
	XCEL ENERGY INC CP CASH		06/06/2023	0.000	07/06/2023	2,997,784		
	ALIMENTATION COUCHE-TARD INC CP CASH		06/21/2023	5.410	07/12/2023	2,495,861		
	BELL TELEPHONE COMPANY OF CANA CP CASH		06/02/2023	0.000	07/05/2023	2,998,182		
	NUTRIEN LTD CP CASH		06/01/2023	0.000	07/24/2023	398,588		
	TELUS CORPORATION CP CASH		06/06/2023	0.000	07/19/2023	2,991,839		
	THOMSON REUTERS CORPORATION CP CASH		06/30/2023	0.000	07/13/2023	3,194,399		
	EXPERIAN FINANCE PLC CP CASH		06/08/2023	0.000	07/14/2023	2,994,293		
	LSEGA FINANCING PLC CP CASH		06/27/2023	5.320	07/06/2023	4,996,303		
	TRANE TECHNOLOGIES FINANCING L CP CASH		05/26/2023	0.000	07/24/2023	1,494,700		

STATEMENT AS OF JUNE 30, 2023 OF THE EAGLE LIFE INSURANCE COMPANY

SCHEDULE E - PART 2 - CASH EQUIVALENTS

Show Investments Owned End of Current Quarter

1 CUSIP	2 Description	3 Code	4 Date Acquired	5 Rate of Interest	6 Maturity Date	7 Book/Adjusted Carrying Value	8 Amount of Interest Due and Accrued	9 Amount Received During Year
	TRANE TECHNOLOGIES FINANCING L CP CASH		06/01/2023	0.000	07/25/2023	697,398		
	TYCO ELECTRONICS GROUP SA CP CASH		06/29/2023	0.000	07/03/2023	4,998,541		
1019999999	Subtotal - Bonds - Industrial and Miscellaneous (Unaffiliated) - Issuer Obligations					157,597,828		
1109999999	Total - Industrial and Miscellaneous (Unaffiliated) Bonds					157,597,828		
1309999999	Total - Hybrid Securities							
1509999999	Total - Parent, Subsidiaries and Affiliates Bonds							
1909999999	Subtotal - Unaffiliated Bank Loans							
2419999999	Total - Issuer Obligations					157,597,828		
2429999999	Total - Residential Mortgage-Backed Securities							
2439999999	Total - Commercial Mortgage-Backed Securities							
2449999999	Total - Other Loan-Backed and Structured Securities							
2459999999	Total - SVO Identified Funds							
2469999999	Total - Affiliated Bank Loans							
2479999999	Total - Unaffiliated Bank Loans							
2509999999	Total Bonds					157,597,828		
38141W-25-7	GOLDMAN SACHS GOLDMAN SACHS FINA SQUARE		06/01/2021	0.000		52,417		
8309999999	Subtotal - All Other Money Market Mutual Funds					52,417		
8609999999	Total Cash Equivalents					157,650,245		

Medicare Part D Coverage Supplement

NONE

Trusted Surplus - Cover

NONE

Trusted Surplus Statement - Assets

NONE

Trusted Surplus Statement - Liabilities and Trusted Surplus

NONE

OVERFLOW PAGE FOR WRITE-INS

NONE