

STATEMENT AS OF SEPTEMBER 30, 2023 OF THE EAGLE LIFE INSURANCE COMPANY

ASSETS

| | Current Statement Date | | | 4 December 31 Prior Year Net Admitted Assets |
|---|------------------------|-------------------------|---|---|
| | 1 Assets | 2 Nonadmitted Assets | 3 Net Admitted Assets (Cols. 1 - 2) | |
| 1. Bonds | 2,242,559,685 | | 2,242,559,685 | 2,569,081,605 |
| 2. Stocks: | | | | |
| 2.1 Preferred stocks | | | | |
| 2.2 Common stocks | | | | 87,230 |
| 3. Mortgage loans on real estate: | | | | |
| 3.1 First liens | 748,131,401 | | 748,131,401 | 532,026,598 |
| 3.2 Other than first liens..... | | | | |
| 4. Real estate: | | | | |
| 4.1 Properties occupied by the company (less \$ encumbrances) | | | | |
| 4.2 Properties held for the production of income (less \$ encumbrances) | | | | |
| 4.3 Properties held for sale (less \$ encumbrances) | | | | |
| 5. Cash (\$(5,374,778)), cash equivalents (\$701,250,298) and short-term investments (\$) | 695,875,520 | | 695,875,520 | 70,777,873 |
| 6. Contract loans (including \$ premium notes) | | | | |
| 7. Derivatives | 48,529,051 | | 48,529,051 | 33,030,902 |
| 8. Other invested assets | 22,769,634 | | 22,769,634 | 28,152,108 |
| 9. Receivables for securities | 11,116,100 | | 11,116,100 | 214,742 |
| 10. Securities lending reinvested collateral assets | | | | |
| 11. Aggregate write-ins for invested assets | | | | |
| 12. Subtotals, cash and invested assets (Lines 1 to 11) | 3,768,981,391 | | 3,768,981,391 | 3,233,371,058 |
| 13. Title plants less \$ charged off (for Title insurers only) | | | | |
| 14. Investment income due and accrued | 24,715,690 | 231,380 | 24,484,310 | 22,587,066 |
| 15. Premiums and considerations: | | | | |
| 15.1 Uncollected premiums and agents' balances in the course of collection | 1,501,356 | 1,501,356 | | |
| 15.2 Deferred premiums, agents' balances and installments booked but deferred and not yet due (including \$ earned but unbilled premiums) | | | | |
| 15.3 Accrued retrospective premiums (\$) and contracts subject to redetermination (\$) | | | | |
| 16. Reinsurance: | | | | |
| 16.1 Amounts recoverable from reinsurers | | | | |
| 16.2 Funds held by or deposited with reinsured companies | | | | |
| 16.3 Other amounts receivable under reinsurance contracts | 48,323,305 | | 48,323,305 | 2,358,362 |
| 17. Amounts receivable relating to uninsured plans | | | | |
| 18.1 Current federal and foreign income tax recoverable and interest thereon | | | | |
| 18.2 Net deferred tax asset | 32,022,742 | 19,668,708 | 12,354,034 | 11,669,928 |
| 19. Guaranty funds receivable or on deposit | | | | |
| 20. Electronic data processing equipment and software | | | | |
| 21. Furniture and equipment, including health care delivery assets (\$) | 1,807 | 1,807 | | |
| 22. Net adjustment in assets and liabilities due to foreign exchange rates | | | | |
| 23. Receivables from parent, subsidiaries and affiliates | | | | |
| 24. Health care (\$) and other amounts receivable | | | | |
| 25. Aggregate write-ins for other than invested assets | 5,015,795 | 26,819 | 4,988,976 | 81,378 |
| 26. Total assets excluding Separate Accounts, Segregated Accounts and Protected Cell Accounts (Lines 12 to 25) | 3,880,562,086 | 21,430,070 | 3,859,132,016 | 3,270,067,792 |
| 27. From Separate Accounts, Segregated Accounts and Protected Cell Accounts | | | | |
| 28. Total (Lines 26 and 27) | 3,880,562,086 | 21,430,070 | 3,859,132,016 | 3,270,067,792 |
| DETAILS OF WRITE-INS | | | | |
| 1101. | | | | |
| 1102. | | | | |
| 1103. | | | | |
| 1198. Summary of remaining write-ins for Line 11 from overflow page | | | | |
| 1199. Totals (Lines 1101 through 1103 plus 1198)(Line 11 above) | | | | |
| 2501. NEGATIVE IMR | 4,844,471 | | 4,844,471 | 81,378 |
| 2502. MISCELLANEOUS ASSETS | 171,324 | 26,819 | 144,505 | |
| 2503. | | | | |
| 2598. Summary of remaining write-ins for Line 25 from overflow page | | | | |
| 2599. Totals (Lines 2501 through 2503 plus 2598)(Line 25 above) | 5,015,795 | 26,819 | 4,988,976 | 81,378 |

STATEMENT AS OF SEPTEMBER 30, 2023 OF THE EAGLE LIFE INSURANCE COMPANY

LIABILITIES, SURPLUS AND OTHER FUNDS

| | 1 Current Statement Date | 2 December 31 Prior Year |
|---|--------------------------------|--------------------------------|
| 1. Aggregate reserve for life contracts \$ 3,349,108,300 less \$ included in Line 6.3 (including \$ Modco Reserve) | 3,349,108,300 | 2,868,684,183 |
| 2. Aggregate reserve for accident and health contracts (including \$ Modco Reserve) | | |
| 3. Liability for deposit-type contracts (including \$ Modco Reserve)..... | 2,144,031 | 1,511,465 |
| 4. Contract claims: | | |
| 4.1 Life | 16,576,808 | 19,456,815 |
| 4.2 Accident and health | | |
| 5. Policyholders' dividends/refunds to members \$ and coupons \$ due and unpaid | | |
| 6. Provision for policyholders' dividends, refunds to members and coupons payable in following calendar year - estimated amounts: | | |
| 6.1 Policyholders' dividends and refunds to members apportioned for payment (including \$ Modco) | | |
| 6.2 Policyholders' dividends and refunds to members not yet apportioned (including \$ Modco) | | |
| 6.3 Coupons and similar benefits (including \$ Modco) | | |
| 7. Amount provisionally held for deferred dividend policies not included in Line 6 | | |
| 8. Premiums and annuity considerations for life and accident and health contracts received in advance less \$ discount; including \$ accident and health premiums | | |
| 9. Contract liabilities not included elsewhere: | | |
| 9.1 Surrender values on canceled contracts | | |
| 9.2 Provision for experience rating refunds, including the liability of \$ accident and health experience rating refunds of which \$ is for medical loss ratio rebate per the Public Health Service Act | | |
| 9.3 Other amounts payable on reinsurance, including \$ assumed and \$ ceded | | |
| 9.4 Interest Maintenance Reserve | | 874,756 |
| 10. Commissions to agents due or accrued-life and annuity contracts \$ 2,649,607 , accident and health \$ and deposit-type contract funds \$ | 2,051,620 | 1,284,752 |
| 11. Commissions and expense allowances payable on reinsurance assumed | | |
| 12. General expenses due or accrued | 1,929,662 | 1,723,361 |
| 13. Transfers to Separate Accounts due or accrued (net) (including \$ accrued for expense allowances recognized in reserves, net of reinsured allowances) | | |
| 14. Taxes, licenses and fees due or accrued, excluding federal income taxes | (462,051) | (31,167) |
| 15.1 Current federal and foreign income taxes, including \$ on realized capital gains (losses) | 4,447,887 | 3,273,656 |
| 15.2 Net deferred tax liability | | |
| 16. Unearned investment income | 43,747 | |
| 17. Amounts withheld or retained by reporting entity as agent or trustee | (1,085,972) | (176,819) |
| 18. Amounts held for agents' account, including \$ agents' credit balances | | |
| 19. Remittances and items not allocated | 17,432,731 | 10,399,011 |
| 20. Net adjustment in assets and liabilities due to foreign exchange rates | | |
| 21. Liability for benefits for employees and agents if not included above | | |
| 22. Borrowed money \$ and interest thereon \$ | | |
| 23. Dividends to stockholders declared and unpaid | | |
| 24. Miscellaneous liabilities: | | |
| 24.01 Asset valuation reserve | 7,526,573 | 14,252,924 |
| 24.02 Reinsurance in unauthorized and certified (\$) companies | | |
| 24.03 Funds held under reinsurance treaties with unauthorized and certified (\$) reinsurers | | |
| 24.04 Payable to parent, subsidiaries and affiliates | 1,345,428 | 528,896 |
| 24.05 Drafts outstanding | | |
| 24.06 Liability for amounts held under uninsured plans | | |
| 24.07 Funds held under coinsurance | | |
| 24.08 Derivatives | | |
| 24.09 Payable for securities | 10,626,760 | 4,111,292 |
| 24.10 Payable for securities lending | | |
| 24.11 Capital notes \$ and interest thereon \$ | | |
| 25. Aggregate write-ins for liabilities | 142,784,753 | 26,975,767 |
| 26. Total liabilities excluding Separate Accounts business (Lines 1 to 25) | 3,554,470,277 | 2,952,868,892 |
| 27. From Separate Accounts Statement | | |
| 28. Total liabilities (Lines 26 and 27) | 3,554,470,277 | 2,952,868,892 |
| 29. Common capital stock | 2,500,000 | 2,500,000 |
| 30. Preferred capital stock | | |
| 31. Aggregate write-ins for other than special surplus funds | | |
| 32. Surplus notes | | |
| 33. Gross paid in and contributed surplus | 281,657,928 | 280,748,094 |
| 34. Aggregate write-ins for special surplus funds | | |
| 35. Unassigned funds (surplus) | 20,503,811 | 33,950,806 |
| 36. Less treasury stock, at cost: | | |
| 36.1 shares common (value included in Line 29 \$) | | |
| 36.2 shares preferred (value included in Line 30 \$) | | |
| 37. Surplus (Total Lines 31+32+33+34+35-36) (including \$ in Separate Accounts Statement) | 302,161,739 | 314,698,900 |
| 38. Totals of Lines 29, 30 and 37 | 304,661,739 | 317,198,900 |
| 39. Totals of Lines 28 and 38 (Page 2, Line 28, Col. 3) | 3,859,132,016 | 3,270,067,792 |
| DETAILS OF WRITE-INS | | |
| 2501. AMOUNT DUE REINSURERS | 142,784,753 | 26,975,767 |
| 2502. | | |
| 2503. | | |
| 2598. Summary of remaining write-ins for Line 25 from overflow page | | |
| 2599. Totals (Lines 2501 through 2503 plus 2598)(Line 25 above) | 142,784,753 | 26,975,767 |
| 3101. | | |
| 3102. | | |
| 3103. | | |
| 3198. Summary of remaining write-ins for Line 31 from overflow page | | |
| 3199. Totals (Lines 3101 through 3103 plus 3198)(Line 31 above) | | |
| 3401. | | |
| 3402. | | |
| 3403. | | |
| 3498. Summary of remaining write-ins for Line 34 from overflow page | | |
| 3499. Totals (Lines 3401 through 3403 plus 3498)(Line 34 above) | | |

STATEMENT AS OF SEPTEMBER 30, 2023 OF THE EAGLE LIFE INSURANCE COMPANY

SUMMARY OF OPERATIONS

| | 1 Current Year To Date | 2 Prior Year To Date | 3 Prior Year Ended December 31 |
|--|------------------------------|----------------------------|--------------------------------------|
| 1. Premiums and annuity considerations for life and accident and health contracts | 569,458,158 | 204,209,092 | 296,284,167 |
| 2. Considerations for supplementary contracts with life contingencies | 375,111 | | |
| 3. Net investment income | 80,773,630 | 60,203,316 | 74,197,907 |
| 4. Amortization of Interest Maintenance Reserve (IMR) | (846,227) | (305,259) | (452,533) |
| 5. Separate Accounts net gain from operations excluding unrealized gains or losses | | | |
| 6. Commissions and expense allowances on reinsurance ceded | 54,997,569 | 12,170,751 | 20,621,430 |
| 7. Reserve adjustments on reinsurance ceded | | | |
| 8. Miscellaneous Income: | | | |
| 8.1 Income from fees associated with investment management, administration and contract guarantees from Separate Accounts | | | |
| 8.2 Charges and fees for deposit-type contracts | | | |
| 8.3 Aggregate write-ins for miscellaneous income | (86,037) | | |
| 9. Totals (Lines 1 to 8.3) | 704,672,204 | 276,277,901 | 390,650,971 |
| 10. Death benefits | | | |
| 11. Matured endowments (excluding guaranteed annual pure endowments) | | | |
| 12. Annuity benefits | 26,580,844 | 19,729,326 | 26,565,089 |
| 13. Disability benefits and benefits under accident and health contracts | | | |
| 14. Coupons, guaranteed annual pure endowments and similar benefits | | | |
| 15. Surrender benefits and withdrawals for life contracts | 108,706,745 | 86,470,998 | 126,697,961 |
| 16. Group conversions | | | |
| 17. Interest and adjustments on contract or deposit-type contract funds | 12,725 | 23,451 | 27,869 |
| 18. Payments on supplementary contracts with life contingencies | 55,751 | 45,878 | 63,157 |
| 19. Increase in aggregate reserves for life and accident and health contracts | 481,215,117 | 156,070,880 | 212,263,667 |
| 20. Totals (Lines 10 to 19) | 616,571,182 | 262,340,532 | 365,617,743 |
| 21. Commissions on premiums, annuity considerations, and deposit-type contract funds (direct business only) | 68,992,348 | 21,393,486 | 31,917,662 |
| 22. Commissions and expense allowances on reinsurance assumed | 47,468 | 50,590 | 67,046 |
| 23. General insurance expenses and fraternal expenses | 13,532,430 | 12,550,628 | 17,044,298 |
| 24. Insurance taxes, licenses and fees, excluding federal income taxes | 1,915,156 | 3,037,735 | 3,473,065 |
| 25. Increase in loading on deferred and uncollected premiums | | | |
| 26. Net transfers to or (from) Separate Accounts net of reinsurance | | | |
| 27. Aggregate write-ins for deductions | | | |
| 28. Totals (Lines 20 to 27) | 701,058,584 | 299,372,972 | 418,119,814 |
| 29. Net gain from operations before dividends to policyholders and federal income taxes (Line 9 minus Line 28) | 3,613,620 | (23,095,071) | (27,468,843) |
| 30. Dividends to policyholders and refunds to members | | | |
| 31. Net gain from operations after dividends to policyholders, refunds to members and before federal income taxes (Line 29 minus Line 30) | 3,613,620 | (23,095,071) | (27,468,843) |
| 32. Federal and foreign income taxes incurred (excluding tax on capital gains) | 6,174,935 | 490,986 | 498,361 |
| 33. Net gain from operations after dividends to policyholders, refunds to members and federal income taxes and before realized capital gains or (losses) (Line 31 minus Line 32) | (2,561,315) | (23,586,056) | (27,967,204) |
| 34. Net realized capital gains (losses) (excluding gains (losses) transferred to the IMR) less capital gains tax of \$ 18,199 (excluding taxes of \$ 1,745,247) transferred to the IMR | 68,464 | (613,413) | (445,085) |
| 35. Net income (Line 33 plus Line 34) | (2,492,851) | (24,199,470) | (28,412,289) |
| CAPITAL AND SURPLUS ACCOUNT | | | |
| 36. Capital and surplus, December 31, prior year | 317,198,900 | 343,391,764 | 343,391,764 |
| 37. Net income (Line 35) | (2,492,851) | (24,199,470) | (28,412,289) |
| 38. Change in net unrealized capital gains (losses) less capital gains tax of \$ (3,293,945) | (10,838,899) | (115,397) | (514,464) |
| 39. Change in net unrealized foreign exchange capital gain (loss) | | | |
| 40. Change in net deferred income tax | 6,156,195 | 4,522,967 | 5,722,954 |
| 41. Change in nonadmitted assets | (10,079,685) | (1,947,600) | (2,478,793) |
| 42. Change in liability for reinsurance in unauthorized and certified companies | | | |
| 43. Change in reserve on account of change in valuation basis, (increase) or decrease | | | |
| 44. Change in asset valuation reserve | 6,726,351 | (2,073,235) | (3,870,181) |
| 45. Change in treasury stock | | | |
| 46. Surplus (contributed to) withdrawn from Separate Accounts during period | | | |
| 47. Other changes in surplus in Separate Accounts Statement | | | |
| 48. Change in surplus notes | | | |
| 49. Cumulative effect of changes in accounting principles | | | |
| 50. Capital changes: | | | |
| 50.1 Paid in | | | |
| 50.2 Transferred from surplus (Stock Dividend) | | | |
| 50.3 Transferred to surplus | | | |
| 51. Surplus adjustment: | | | |
| 51.1 Paid in | 909,834 | | |
| 51.2 Transferred to capital (Stock Dividend) | | | |
| 51.3 Transferred from capital | | | |
| 51.4 Change in surplus as a result of reinsurance | | | |
| 52. Dividends to stockholders | | | |
| 53. Aggregate write-ins for gains and losses in surplus | (2,918,106) | 4,431,258 | 3,359,909 |
| 54. Net change in capital and surplus for the year (Lines 37 through 53) | (12,537,161) | (19,381,477) | (26,192,863) |
| 55. Capital and surplus, as of statement date (Lines 36 + 54) | 304,661,739 | 324,010,286 | 317,198,900 |
| DETAILS OF WRITE-INS | | | |
| 08.301. MISCELLANEOUS INCOME (EXPENSE) | (86,037) | | |
| 08.302. | | | |
| 08.303. | | | |
| 08.398. Summary of remaining write-ins for Line 8.3 from overflow page | | | |
| 08.399. Totals (Lines 08.301 through 08.303 plus 08.398) (Line 8.3 above) | (86,037) | | |
| 2701. | | | |
| 2702. | | | |
| 2703. | | | |
| 2798. Summary of remaining write-ins for Line 27 from overflow page | | | |
| 2799. Totals (Lines 2701 through 2703 plus 2798)(Line 27 above) | | | |
| 5301. REINSURANCE ON IN-FORCE BUSINESS | (2,918,106) | 3,746,691 | 2,509,904 |
| 5302. STOCK BASED COMPENSATION | | 684,567 | 850,005 |
| 5303. | | | |
| 5398. Summary of remaining write-ins for Line 53 from overflow page | | | |
| 5399. Totals (Lines 5301 through 5303 plus 5398)(Line 53 above) | (2,918,106) | 4,431,258 | 3,359,909 |

STATEMENT AS OF SEPTEMBER 30, 2023 OF THE EAGLE LIFE INSURANCE COMPANY

CASH FLOW

| | 1 Current Year To Date | 2 Prior Year To Date | 3 Prior Year Ended December 31 |
|---|------------------------------|----------------------------|--------------------------------------|
| Cash from Operations | | | |
| 1. Premiums collected net of reinsurance | 472,761,105 | 204,209,092 | 296,284,166 |
| 2. Net investment income | 80,345,289 | 92,965,897 | 120,901,666 |
| 3. Miscellaneous income | 54,911,532 | | |
| 4. Total (Lines 1 to 3) | 608,017,926 | 297,174,989 | 417,185,832 |
| 5. Benefit and loss related payments | 139,027,072 | 104,142,088 | 148,584,958 |
| 6. Net transfers to Separate Accounts, Segregated Accounts and Protected Cell Accounts | | | |
| 7. Commissions, expenses paid and aggregate write-ins for deductions | 83,945,117 | 19,619,868 | 28,255,259 |
| 8. Dividends paid to policyholders | | | |
| 9. Federal and foreign income taxes paid (recovered) net of \$ tax on capital gains (losses) | 3,273,656 | | |
| 10. Total (Lines 5 through 9) | 226,245,845 | 123,761,956 | 176,840,217 |
| 11. Net cash from operations (Line 4 minus Line 10) | 381,772,081 | 173,413,033 | 240,345,615 |
| Cash from Investments | | | |
| 12. Proceeds from investments sold, matured or repaid: | | | |
| 12.1 Bonds | 537,985,710 | 202,063,672 | 235,082,741 |
| 12.2 Stocks | 101,637 | | |
| 12.3 Mortgage loans | 127,613,202 | 146,717,418 | 178,646,575 |
| 12.4 Real estate | | | |
| 12.5 Other invested assets | 67,319 | | |
| 12.6 Net gains or (losses) on cash, cash equivalents and short-term investments | | | |
| 12.7 Miscellaneous proceeds | 6,515,468 | | |
| 12.8 Total investment proceeds (Lines 12.1 to 12.7) | 672,283,336 | 348,781,090 | 413,729,316 |
| 13. Cost of investments acquired (long-term only): | | | |
| 13.1 Bonds | 221,217,020 | 987,250,919 | 1,053,354,248 |
| 13.2 Stocks | | | |
| 13.3 Mortgage loans | 344,966,645 | 295,761,285 | 332,363,642 |
| 13.4 Real estate | | | |
| 13.5 Other invested assets | 7,698,680 | 20,203,084 | 27,401,606 |
| 13.6 Miscellaneous applications | 26,399,507 | 48,832,941 | 64,300,012 |
| 13.7 Total investments acquired (Lines 13.1 to 13.6) | 600,281,852 | 1,352,048,229 | 1,477,419,508 |
| 14. Net increase (or decrease) in contract loans and premium notes | | | |
| 15. Net cash from investments (Line 12.8 minus Line 13.7 and Line 14) | 72,001,484 | (1,003,267,139) | (1,063,690,192) |
| Cash from Financing and Miscellaneous Sources | | | |
| 16. Cash provided (applied): | | | |
| 16.1 Surplus notes, capital notes | | | |
| 16.2 Capital and paid in surplus, less treasury stock | 909,834 | | |
| 16.3 Borrowed funds | | | |
| 16.4 Net deposits on deposit-type contracts and other insurance liabilities | 632,566 | (103,589) | (151,226) |
| 16.5 Dividends to stockholders | | | |
| 16.6 Other cash provided (applied) | 169,781,682 | 30,007,152 | 29,486,456 |
| 17. Net cash from financing and miscellaneous sources (Line 16.1 through Line 16.4 minus Line 16.5 plus Line 16.6) | 171,324,082 | 29,903,563 | 29,335,230 |
| RECONCILIATION OF CASH, CASH EQUIVALENTS AND SHORT-TERM INVESTMENTS | | | |
| 18. Net change in cash, cash equivalents and short-term investments (Line 11, plus Lines 15 and 17) | 625,097,647 | (799,950,543) | (794,009,347) |
| 19. Cash, cash equivalents and short-term investments: | | | |
| 19.1 Beginning of year | 70,777,873 | 864,787,220 | 864,787,220 |
| 19.2 End of period (Line 18 plus Line 19.1) | 695,875,520 | 64,836,678 | 70,777,873 |
| Note: Supplemental disclosures of cash flow information for non-cash transactions: | | | |
| 20.0001. ADDITIONAL PAID IN CAPITAL | 233,295 | | |
| 20.0002. STOCK BASED COMPENSATION | | 684,567 | 850,005 |

EXHIBIT 1

DIRECT PREMIUMS AND DEPOSIT-TYPE CONTRACTS

| | 1 Current Year To Date | 2 Prior Year To Date | 3 Prior Year Ended December 31 |
|---|------------------------------|----------------------------|--------------------------------------|
| 1. Industrial life | | | |
| 2. Ordinary life insurance | | | |
| 3. Ordinary individual annuities | 1,481,939,545 | 350,804,406 | 562,239,843 |
| 4. Credit life (group and individual) | | | |
| 5. Group life insurance | | | |
| 6. Group annuities | | | |
| 7. A & H - group | | | |
| 8. A & H - credit (group and individual) | | | |
| 9. A & H - other | | | |
| 10. Aggregate of all other lines of business | | | |
| 11. Subtotal (Lines 1 through 10) | 1,481,939,545 | 350,804,406 | 562,239,843 |
| 12. Fraternal (Fraternal Benefit Societies Only) | | | |
| 13. Subtotal (Lines 11 through 12) | 1,481,939,545 | 350,804,406 | 562,239,843 |
| 14. Deposit-type contracts | | | |
| 15. Total (Lines 13 and 14) | 1,481,939,545 | 350,804,406 | 562,239,843 |
| DETAILS OF WRITE-INS | | | |
| 1001. | | | |
| 1002. | | | |
| 1003. | | | |
| 1098. Summary of remaining write-ins for Line 10 from overflow page | | | |
| 1099. Totals (Lines 1001 through 1003 plus 1098)(Line 10 above) | | | |

NOTES TO FINANCIAL STATEMENTS

NOTE 1 Summary of Significant Accounting Policies and Going Concern

A. Accounting Practices

The financial statements of the Company are presented on the basis of accounting practices prescribed or permitted by the Iowa Department of Commerce, Insurance Division (the "Insurance Division").

The Insurance Division recognizes only statutory accounting practices prescribed or permitted by the State of Iowa for determining and reporting the financial condition and results of operations of an insurance company and for determining its solvency under Iowa Insurance Law. The National Association of Insurance Commissioners' ("NAIC") Accounting Practices and Procedures Manual ("NAIC SAP") has been adopted as a component of prescribed or permitted practices by the Insurance Division. The Company differs from NAIC SAP under Iowa Administrative Code 191 - Chapter 97, Accounting for Certain Derivative Instruments Used to Hedge the Growth in Interest Credited for Indexed Insurance Products and Accounting for the Indexed Insurance Products Reserve, a prescribed practice issued by the Insurance Division. Under this prescribed practice, call option derivative instruments that hedge the growth in interest credited on index products are accounted for at amortized cost with the corresponding amortization recorded as a decrease to net investment income and indexed annuity reserves are calculated based on Standard Valuation Law and Guideline 35 assuming the market value of the call options associated with the current index term is zero regardless of the observable market value for such options.

The Company also has a prescribed practice under Iowa Administrative Code 191 - Chapter 43 "Annuity Mortality Tables For Use In Determining Reserve Liabilities for Annuities" ("IAC 191-43") which allows the use of the Annuity 2000 Mortality Table for determining the minimum standard of valuation for annuities issued during 2015. The Company began using the 2012 IAR Mortality Table for annuities issued on or after January 1, 2016. NAIC SAP requires the use of the 2012 IAR Mortality Table for determining the minimum standard of valuation for annuities issued on or after January 1, 2015.

A reconciliation of the Company's net income and capital and surplus between NAIC SAP and practices prescribed and permitted by the Insurance Division is shown below:

| | F/S | F/S | September 30, 2023 | December 31, 2022 |
|---|--------|------|-----------------------|--------------------------|
| | SSAP # | Page | Line # | |
| NET INCOME | | | | |
| (1) Net income, Iowa basis | | | \$ (2,492,851) | \$ (28,412,289) |
| State Prescribed Practices that are an increase/(decrease) from NAIC SAP: | | | | |
| IAC 191-97 | | | | |
| (a) Net investment income - derivatives | 86 | 4 | 3 | (54,254,300) (5,867,807) |
| (b) Change in reserves | 51 | 4 | 19 | 23,357,412 (35,501,200) |
| IAC 191-43 | | | | |
| (c) Change in reserves | 51 | 4 | 19 | (244,360) (158,587) |
| (2) Net Income (loss), NAIC SAP (1-a-b-c=2) | | | <u>\$ 28,648,397</u> | <u>\$ 13,115,305</u> |
| SURPLUS | | | | |
| Statutory Surplus, Iowa Basis | | | \$ 304,661,739 | \$ 317,198,900 |
| (3) State Prescribed Practices that are an increase/(decrease) from NAIC SAP: | | | | |
| IAC 191-97 | | | | |
| (a) Derivative instruments | 86 | 2, 4 | 7, 3 | (28,324,345) (355,669) |
| (b) Reserves for indexed annuities | 51 | 3, 4 | 1, 19 | 35,520,538 12,163,127 |
| (c) Tax impact | 101 | 2 | 18.2 | (1,511,201) (2,479,566) |
| IAC 191-43 | | | | |
| (d) Change in reserves | 51 | 3, 4 | 1, 19 | 237,538 481,898 |
| (e) Tax impact | 101 | 2 | 18.2 | (49,883) (101,199) |
| (4) Statutory surplus, NAIC SAP (3-a-b-c-d-e=4) | | | <u>\$ 298,789,092</u> | <u>\$ 307,490,309</u> |

B. Use of Estimates in the Preparation of the Financial Statements

No significant changes have occurred in disclosure from December 31, 2022.

C. Accounting Policy

1. No significant changes have occurred in disclosure from December 31, 2022.

2. Investments in bonds rated NAIC 1-5 (including loan-backed securities), are reported at cost adjusted for amortization of premiums or discounts. Bonds with NAIC 6 ratings are reported at the lower of amortized cost or fair value. Amortization is computed using methods which result in a level yield over the life of the security. The Company reviews its prepayment assumptions on mortgage and other asset-backed securities at regular intervals and adjusts amortization rates retrospectively when such assumptions are changed due to experience and/or expected future patterns.

Realized capital gains and losses are recorded on the trade date and determined on the basis of specific identification and are recorded net of related federal income taxes and amounts transferred to the Interest Maintenance Reserve ("IMR"). Under a formula prescribed by the NAIC, the Company defers, in the IMR, the portion of realized gains and losses on sales of fixed income investments, principally bonds, attributable to changes in the general level of interest rates and amortizes those deferrals over the remaining period to maturity of the security. The Asset Valuation Reserve ("AVR") is established by the Company to provide for anticipated losses in the event of default by issuers of certain invested assets. The AVR is determined using a formula that is intended to establish a reserve to offset potential credit-related investment losses.

The carrying values of all investments are reviewed on an ongoing basis for credit deterioration. An other-than-temporary impairment shall be considered to have occurred if it is probable that the reporting entity will be unable to collect all amounts due according to the contractual terms of a debt security in effect at the date of acquisition. If this review indicates a decline in fair value that is other than temporary, the carrying amount of the investment, other than loan-backed and structured securities, is reduced to its fair value and a specific other than temporary impairment is taken. A decline in fair value which is other than temporary includes situations where the Company has made a decision to sell a security prior to its maturity at an amount below its carrying value. Such reductions in carrying values are recognized as realized losses on investments.

3. Common stocks are stated at fair value based on the latest quoted market prices.

4. No significant changes have occurred in disclosure from December 31, 2022.

5. No significant changes have occurred in disclosure from December 31, 2022.

NOTES TO FINANCIAL STATEMENTS

6. If the fair value of a loan-backed or structured security is less than its amortized cost at the reporting date, the Company assesses whether the impairment is other than temporary. If the Company intends to sell the loan-backed or structured security, an other than temporary impairment is considered to have occurred and a loss is recognized through earnings in an amount equal to the excess of amortized cost over fair value at the reporting date.

If the Company does not intend to sell the loan-backed or structured security, the Company assesses whether it has the intent and ability to retain the investment in the security for a period of time sufficient to recover the amortized cost. If the Company does not have the intent and ability to retain the investment for the time sufficient to recover the amortized cost, an other than temporary impairment is considered to have occurred and a loss is recognized through earnings in an amount equal to the excess of amortized cost over fair value at the reporting date.

If the Company does not expect to recover the amortized cost basis of the security, it is unable to assert that it will recover its amortized cost even if it does not intend to sell the security and the entity has the intent and ability to hold such security. Therefore, in those situations, an other than temporary impairment is considered to have occurred and a loss is recognized in an amount equal to the excess of amortized cost over the present value of cash flows expected to be collected, discounted at the loan-backed or structured security's effective interest rate.

Interest income is recognized on an accrual basis. Dividend income is recognized when declared. The Company does not accrue income on bonds in default which are delinquent more than twelve months. Further, income is not accrued when collection is uncertain.

7. No significant changes have occurred in disclosure from December 31, 2022.

8. No significant changes have occurred in disclosure from December 31, 2022.

9. No significant changes have occurred in disclosure from December 31, 2022.

10. No significant changes have occurred in disclosure from December 31, 2022.

11. No significant changes have occurred in disclosure from December 31, 2022.

12. No significant changes have occurred in disclosure from December 31, 2022.

13. No significant changes have occurred in disclosure from December 31, 2022.

D. Going Concern

The Company's management has evaluated its ability to continue as a going concern and does not have substantial doubt the entity will continue as a going concern.

NOTE 2 Accounting Changes and Corrections of Errors

No significant changes have occurred in disclosure from December 31, 2022.

NOTE 3 Business Combinations and Goodwill

No significant changes have occurred in disclosure from December 31, 2022.

NOTE 4 Discontinued Operations

No significant changes have occurred in the disclosure from December 31, 2022.

NOTE 5 Investments

A. Mortgage Loans, including Mezzanine Real Estate Loans

No significant changes have occurred in the disclosure from December 31, 2022.

B. Debt Restructuring

No significant changes have occurred in the disclosure from December 31, 2022.

C. Reverse Mortgages

No significant changes have occurred in the disclosure from December 31, 2022.

D. Loan-Backed Securities

- (1) Prepayment assumptions for loan-backed securities were obtained from third party rating agencies and/or third party loan servicers.
- (2) For the nine months ended September 30, 2023, the Company did not recognize other than temporary impairments ("OTTI") on its loan-backed securities on the basis of intent to sell and on the basis of the inability or lack of intent to retain the investment in the security for a period of time sufficient to recover the amortized cost basis.
- (3) The Company did not have any loan-backed securities for which the present value of cash flows expected to be collected was less than amortized cost, and as a result no OTTI was recorded during the nine months ended September 30, 2023.
- (4) For loan-backed and structured securities with unrealized losses as of September 30, 2023, the gross unrealized losses and fair value, aggregated by length of time that individual securities have been in a continuous unrealized loss position are summarized as follows:

| | |
|---|----------------|
| a) The aggregate amount of unrealized losses: | |
| 1. Less than 12 Months | \$ 3,140,594 |
| 2. 12 Months or Longer | \$ 107,987,704 |
| b) The aggregate related fair value of securities with unrealized losses: | |
| 1. Less than 12 Months | \$ 56,278,844 |
| 2. 12 Months or Longer | \$ 713,564,497 |
- (5) At September 30, 2023 the Company had no exposure to subprime loan-backed securities. Substantially all of the owned securities are in the highest rated tranche of the pool in which they are structured and are not subordinated to any other tranche.

NOTES TO FINANCIAL STATEMENTS

E. Dollar Repurchase Agreements and/or Securities Lending Transactions

(1) No significant changes have occurred in disclosure from December 31, 2022.

(2) No significant changes have occurred in disclosure from December 31, 2022.

(3) The Company has not pledged as collateral any assets as part of a repurchase agreement or securities lending transaction during the nine months ended September 30, 2023.

(4) No significant changes have occurred in disclosure from December 31, 2022.

(5) No significant changes have occurred in disclosure from December 31, 2022.

(6) No significant changes have occurred in disclosure from December 31, 2022.

(7) No significant changes have occurred in disclosure from December 31, 2022.

F. Repurchase Agreements Transactions Accounted for as Secured Borrowing

The Company did not have any repurchase agreements transactions accounted for as secured borrowing as of September 30, 2023.

G. Reverse Repurchase Agreements Transactions Accounted for as Secured Borrowing

The Company did not have any reverse repurchase agreements transactions accounted for as secured borrowing as of September 30, 2023.

H. Repurchase Agreements Transactions Accounted for as a Sale

The Company did not have any repurchase agreements transactions accounted for as a sale as of September 30, 2023.

I. Reverse Repurchase Agreements Transactions Accounted for as a Sale

The Company did not have any reverse repurchase agreements transactions accounted for as a sale as of September 30, 2023.

J. Real Estate

No significant changes have occurred in disclosure from December 31, 2022.

K. Low Income Housing tax Credits (LIHTC)

No significant changes have occurred in disclosure from December 31, 2022.

NOTES TO FINANCIAL STATEMENTS

L. Restricted Assets

1. Restricted Assets (Including Pledged)

| Restricted Asset Category | Gross (Admitted & Nonadmitted) Restricted | | | | | | |
|--|---|--|--|------------------|-----------------------|----------------------------------|-------------------|
| | Current Year | | | | | 6 | 7 |
| | 1 | 2 | 3 | 4 | 5 | | |
| Total General Account (G/A) | G/A Supporting S/A Activity (a) | Total Separate Account (S/A) Restricted Assets | S/A Assets Supporting G/A Activity (b) | Total (1 plus 3) | Total From Prior Year | Increase/ (Decrease) (5 minus 6) | |
| a. Subject to contractual obligation for which liability is not shown | \$ - | \$ - | \$ - | \$ - | \$ - | \$ - | \$ - |
| b. Collateral held under security lending agreements | \$ - | \$ - | \$ - | \$ - | \$ - | \$ - | \$ - |
| c. Subject to repurchase agreements | \$ - | \$ - | \$ - | \$ - | \$ - | \$ - | \$ - |
| d. Subject to reverse repurchase agreements | \$ - | \$ - | \$ - | \$ - | \$ - | \$ - | \$ - |
| e. Subject to dollar repurchase agreements | \$ - | \$ - | \$ - | \$ - | \$ - | \$ - | \$ - |
| f. Subject to dollar reverse repurchase agreements | \$ - | \$ - | \$ - | \$ - | \$ - | \$ - | \$ - |
| g. Placed under option contracts | \$ - | \$ - | \$ - | \$ - | \$ - | \$ - | \$ - |
| h. Letter stock or securities restricted as to sale - excluding FHLB capital stock | \$ - | \$ - | \$ - | \$ - | \$ - | \$ - | \$ - |
| i. FHLB capital stock | \$ - | \$ - | \$ - | \$ - | \$ - | \$ - | \$ - |
| j. On deposit with states | \$ 2,844,432 | \$ - | \$ - | \$ - | \$ 2,844,432 | \$ 2,849,720 | \$ (5,288) |
| k. On deposit with other regulatory bodies | \$ - | \$ - | \$ - | \$ - | \$ - | \$ - | \$ - |
| l. Pledged collateral to FHLB (including assets backing funding agreements) | \$ - | \$ - | \$ - | \$ - | \$ - | \$ - | \$ - |
| m. Pledged as collateral not captured in other categories | \$ - | \$ - | \$ - | \$ - | \$ - | \$ - | \$ - |
| n. Other restricted assets | \$ - | \$ - | \$ - | \$ - | \$ - | \$ - | \$ - |
| o. Total Restricted Assets (Sum of a through n) | \$ 2,844,432 | \$ - | \$ - | \$ - | \$ 2,844,432 | \$ 2,849,720 | \$ (5,288) |

(a) Subset of Column 1

(b) Subset of Column 3

| Restricted Asset Category | Current Year | | | |
|--|---------------------------------------|--|--|--------------|
| | 8 | 9 | Percentage | |
| | | | 10 | 11 |
| Total Non-admitted Restricted | Total Admitted Restricted (5 minus 8) | Gross (Admitted & Non-admitted) Restricted to Total Assets (c) | Admitted Restricted to Total Admitted Assets (d) | |
| a. Subject to contractual obligation for which liability is not shown | \$ - | \$ - | 0.00% | 0.00% |
| b. Collateral held under security lending agreements | \$ - | \$ - | 0.00% | 0.00% |
| c. Subject to repurchase agreements | \$ - | \$ - | 0.00% | 0.00% |
| d. Subject to reverse repurchase agreements | \$ - | \$ - | 0.00% | 0.00% |
| e. Subject to dollar repurchase agreements | \$ - | \$ - | 0.00% | 0.00% |
| f. Subject to dollar reverse repurchase agreements | \$ - | \$ - | 0.00% | 0.00% |
| g. Placed under option contracts | \$ - | \$ - | 0.00% | 0.00% |
| h. Letter stock or securities restricted as to sale - excluding FHLB capital stock | \$ - | \$ - | 0.00% | 0.00% |
| i. FHLB capital stock | \$ - | \$ - | 0.00% | 0.00% |
| j. On deposit with states | \$ - | \$ 2,844,432 | 0.07% | 0.07% |
| k. On deposit with other regulatory bodies | \$ - | \$ - | 0.00% | 0.00% |
| l. Pledged collateral to FHLB (including assets backing funding agreements) | \$ - | \$ - | 0.00% | 0.00% |
| m. Pledged as collateral not captured in other categories | \$ - | \$ - | 0.00% | 0.00% |
| n. Other restricted assets | \$ - | \$ - | 0.00% | 0.00% |
| o. Total Restricted Assets (Sum of a through n) | \$ - | \$ 2,844,432 | 0.07% | 0.07% |

(c) Column 5 divided by Asset Page, Column 1, Line 28

(d) Column 9 divided by Asset Page, Column 3, Line 28

2. Detail of Assets Pledged as Collateral Not Captured in Other Categories (Contracts That Share Similar Characteristics, Such as Reinsurance and Derivatives, Are Reported in the Aggregate)

None.

3. Detail of Other Restricted Assets (Contracts That Share Similar Characteristics, Such as Reinsurance and Derivatives, Are Reported in the Aggregate)

None.

4. Collateral Received and Reflected as Assets Within the Reporting Entity's Financial Statements

None.

M. Working Capital Finance Investments

The Company did not have any working capital finance investments as of September 30, 2023.

NOTES TO FINANCIAL STATEMENTS

N. Offsetting and Netting of Assets and Liabilities

The Company did not have any offsetting and netting of assets and liabilities as of September 30, 2023.

O. 5GI Securities

| Investment | Number of 5GI Securities | | Aggregate BACV | | Aggregate Fair Value | |
|--------------------------|--------------------------|------------|----------------|------------|----------------------|------------|
| | Current Year | Prior Year | Current Year | Prior Year | Current Year | Prior Year |
| (1) Bonds - AC | 1 | 0 | \$ 4,000,000 | \$ - | \$ 2,950,000 | \$ - |
| (2) LB&SS - AC | 0 | 0 | \$ - | \$ - | \$ - | \$ - |
| (3) Preferred Stock - AC | 0 | 0 | \$ - | \$ - | \$ - | \$ - |
| (4) Preferred Stock - FV | 0 | 0 | \$ - | \$ - | \$ - | \$ - |
| (5) Total (1+2+3+4) | 1 | 0 | \$ 4,000,000 | \$ - | \$ 2,950,000 | \$ - |

AC - Amortized Cost FV - Fair Value

P. Short Sales

The Company did not have unsettled and settled short sale transactions outstanding as of September 30, 2023.

Q. Prepayment Penalty and Acceleration Fees

| | <u>General Account</u> | <u>Separate Account</u> |
|--|------------------------|-------------------------|
| 1. Number of CUSIPs | 2 | 0 |
| 2. Aggregate Amount of Investment Income | \$ 26,460 | \$ - |

R. Reporting Entity's Share of Cash Pool by Asset Type

| | <u>Asset Type</u> | <u>Percent Share</u> |
|----------------------------|-------------------|----------------------|
| (1) Cash | | -0.8% |
| (2) Cash Equivalents | | 100.8% |
| (3) Short-Term Investments | | |
| (4) Total | | 100.0% |

NOTE 6 Joint Ventures, Partnerships and Limited Liability Companies

No significant changes have occurred in disclosure from December 31, 2022.

NOTE 7 Investment Income

No significant changes have occurred in disclosure from December 31, 2022.

NOTE 8 Derivative Instruments

The Company uses call options to pay the benefit provided for in the Company's indexed annuity insurance products. The financial characteristics of the call options purchased by the Company generally provide for the Company to be paid the one-year appreciation of various published indices. The term of the call options is generally one year. The Company pays cash to the counterparty based upon an agreed price at the outset of the contract. The counterparty usually pays a single payment at each due date.

The Company's hedging strategy attempts to mitigate any potential risk of loss under these agreements through a regular monitoring process which evaluates the program's effectiveness. The Company purchases its option contracts from its parent, American Equity Life, who purchases its options from nationally recognized investment banking institutions. The Company is exposed to risk of loss in the event of nonperformance by the counterparties and, accordingly, American Equity Life purchases its option contracts from multiple counterparties and evaluates the creditworthiness of all counterparties prior to purchase of the contracts.

In accordance with IAC 191-97, call option derivative instruments that hedge the growth in interest credited on index products, are accounted for at amortized cost with the corresponding amortization recorded as a decrease to net investment income.

For the nine months ended September 30, 2023, proceeds received upon expiration of options and amortization of options (see Note 1 Derivative Instruments) included as components of net investment income were as follows:

| | 9/30/2023 |
|-----------------------------------|-----------------|
| Proceeds received upon expiration | \$ 25,293,403 |
| Amortization | (54,593,688) |
| | \$ (29,300,285) |

NOTES TO FINANCIAL STATEMENTS

NOTE 9 Income Taxes

- A. No significant changes have occurred in disclosure from December 31, 2022.
- B. No significant changes have occurred in disclosure from December 31, 2022.
- C. Current income taxes incurred consist of the following major components:

| | (1) As of End of Current Period | (2) 12/31/2022 | (3) (Col. 1 - 2) Change |
|---|---------------------------------------|-------------------|-------------------------------|
| 1. Current Income Tax | | | |
| (a) Federal | \$ 6,174,935 | \$ 498,361 | \$ 5,676,574 |
| (b) Foreign | \$ - | \$ - | \$ - |
| (c) Subtotal (1a+1b) | \$ 6,174,935 | \$ 498,361 | \$ 5,676,574 |
| (d) Federal income tax on net capital gains | \$ (1,727,048) | \$ (528,065) | \$ (1,198,983) |
| (e) Utilization of capital loss carry-forwards | \$ - | \$ - | \$ - |
| (f) Other | \$ - | \$ - | \$ - |
| (g) Federal and foreign income taxes incurred (1c+1d+1e+1f) | \$ 4,447,887 | \$ (29,704) | \$ 4,477,591 |

2. No significant changes have occurred in disclosure from December 31, 2022.
3. No significant changes have occurred in disclosure from December 31, 2022.
4. No significant changes have occurred in disclosure from December 31, 2022.

D. Analysis of Actual Income Tax Expense

The provision for federal income taxes incurred is different from that which would be obtained by applying the statutory federal income tax rate to income before income taxes including realized capital gains/losses. The significant items causing the difference are as follows:

| | Amounts | Effective Tax Rate (%) |
|--|----------------|---------------------------|
| Provisions computed at statutory rate | \$ (968,188) | 21.00% |
| Tax-Exempt Interest | \$ - | - |
| Nondeductible expenses | 82,243 | -1.78% |
| IMR | 177,708 | -3.85% |
| Nonadmitted Assets | (369,886) | 8.02% |
| Stock compensation | (17,383) | 0.38% |
| Change in surplus as a result of reinsurance | (612,802) | 13.29% |
| Other | - | 0.00% |
| Rate Differential | - | 0.00% |
| Total | \$ (1,708,308) | 37.06% |
| Federal income tax incurred | \$ 4,447,887 | -96.47% |
| Change in net deferred income taxes | (6,156,195) | 133.53% |
| Total statutory income tax | \$ (1,708,308) | 37.06% |

E. Operating Loss and Tax Credit Carryforwards and Protective Tax Deposits

No significant changes have occurred in disclosure from December 31, 2022.

F. Consolidated Federal Income Tax Return

No significant changes have occurred in disclosure from December 31, 2022.

G. Federal or Foreign Federal Income Tax Loss Contingencies

No significant changes have occurred in disclosure from December 31, 2022.

H. Repatriation Transition Tax (RTT)

No significant changes have occurred in disclosure from December 31, 2022.

I. Alternative Minimum Tax (AMT) Credit

No significant changes have occurred in disclosure from December 31, 2022.

NOTES TO FINANCIAL STATEMENTS

NOTE 10 Information Concerning Parent, Subsidiaries, Affiliates and Other Related Parties

The Company is wholly owned by American Equity Investment Life Insurance Company ("American Equity Life"), a life insurance company domiciled in the State of Iowa. American Equity Life is wholly owned by American Equity Investment Life Holding Company ("Holding Company").

On July 4, 2023, American Equity Investment Life Holding Company (AEL), the ultimate controlling parent of ELIC, entered into an Agreement and Plan of Merger (the "Agreement") with Brookfield Reinsurance Ltd. The Agreement provides that each issued and outstanding share of AEL common stock will be converted into the right to receive \$38.85 per share in cash and a number of fully-paid and nonassessable share of class A limited voting shares of Brookfield Asset Management Ltd (BAM) equal to the Exchange Ratio as defined in the Agreement. The Exchange Ratio is subject to adjustment based on the 10-day volume-weighted average share price of BAM Class A Stock with total consideration ranging between \$54.00 and \$56.50 per share. The Agreement does not provide for the payment of any consideration with respect to the issued and outstanding shares of AEL Series A and Series B preferred stock. As such, these shares will be unaffected by the Agreement and will remain outstanding.

The closing of the Agreement is subject to a number of contingencies, including (1) receipt of American Equity Investment Life Holding Company shareholder approval, (2) receipt of certain regulatory approvals, (3) the absence of any injunction or restraint making illegal or otherwise prohibiting the consummation of the merger, (4) the effectiveness of the applicable registration statement on Form F-4 to be filed by BAM, (5) listing approval of the shares of BAM Class A Stock on the New York Stock Exchange and the Toronto Stock Exchange. BAM's obligations to close the merger are also conditioned upon the absence of a Company Material Adverse Effect (as defined in the Agreement) and the absence of the imposition of a Burdensome Condition (as defined in the Agreement) by any regulator as part of the regulatory approval process. The Agreement contains Company representations and warranties and provides for pre-closing covenants, including, subject to certain exceptions, covenants relating to the conduct by the Company in the ordinary course consistent with past practice.

The closing of the merger may not occur prior to January 5, 2024, unless BAM's parent agrees otherwise. The Agreement also provides termination rights for each of the Company and BAM, including, among others, in the event the closing of the merger does not occur on or before April 4, 2024, subject to extension under certain circumstances be extended. Should the Agreement be terminated under certain circumstances, AEL may be required to pay BAM's parent a termination fee of \$102 million.

On November 10, 2023 the shareholders of the Holding Company voted to approve the Agreement with Brookfield Reinsurance Ltd.

NOTE 11 Debt

A. No significant changes have occurred in disclosure from December 31, 2022.

B. FHLB (Federal Home Loan Bank) Agreements

The Company does not have any FHLB agreements for the nine months ended September 30, 2023.

NOTE 12 Retirement Plans, Deferred Compensation, Postemployment Benefits and Compensated Absences and Other Postretirement Benefit Plans

A. Defined Benefit Plan

The Company does not participate in a defined benefit plan for the nine months ended September 30, 2023.

B-I. No significant changes have occurred in disclosure from December 31, 2022.

NOTE 13 Capital and Surplus, Dividend Restrictions and Quasi-Reorganizations

The change in unassigned funds (surplus) due to unrealized losses net of tax was (\$10,838,899) for the nine months ended September 30, 2023.

NOTE 14 Liabilities, Contingencies and Assessments

No significant changes have occurred in disclosure from December 31, 2022.

NOTE 15 Leases

No significant changes have occurred in disclosure from December 31, 2022.

NOTE 16 Information About Financial Instruments With Off-Balance Sheet Risk and Financial Instruments With Concentrations of Credit Risk

(1)The table below summarizes the face amount of the Company's financial instruments with off-balance sheet risk as of the period indicated:

| | ASSETS | | LIABILITIES | |
|------------------|----------------------|----------------------|-------------|-------------|
| | 9/30/2023 | 12/31/2022 | 9/30/2023 | 12/31/2022 |
| a. Swaps | \$ - | \$ - | \$ - | \$ - |
| b. Futures | \$ - | \$ - | \$ - | \$ - |
| c. Options | \$ 48,529,051 | \$ 33,030,902 | \$ - | \$ - |
| d. Total (a+b+c) | <u>\$ 48,529,051</u> | <u>\$ 33,030,902</u> | <u>\$ -</u> | <u>\$ -</u> |

(2-4) No significant changes have occurred in disclosure from December 31, 2022.

NOTE 17 Sale, Transfer and Servicing of Financial Assets and Extinguishments of Liabilities

A. Transfers of Receivables Reported as Sales

No significant changes have occurred in disclosure from December 31, 2022.

B. Transfer and Servicing of Financial Assets

The company did not have any transactions surrounding the transfers and servicing of financial assets during the nine months ended September 30, 2023.

C. Wash Sales

In the course of the Company's asset management, securities are sold and reacquired within 30 days of the sale date. During the nine months ended September 30, 2023, the Company did not have any transactions qualifying as wash sales.

NOTES TO FINANCIAL STATEMENTS

NOTE 18 Gain or Loss to the Reporting Entity from Uninsured Plans and the Uninsured Portion of Partially Insured Plans

No significant changes have occurred in disclosure from December 31, 2022.

NOTE 19 Direct Premium Written/Produced by Managing General Agents/Third Party Administrators

No significant changes have occurred in disclosure from December 31, 2022.

NOTE 20 Fair Value Measurements

A.

- (1) Fair Value Measurements at Reporting Date - None.
- (2) Fair Value Measurements in (Level 3) of the Fair Value hierarchy - None.
- (3) Policy on Transfers Into and Out of Level 3.

No significant changes since December 31, 2022.

- (4) Inputs and Techniques Used for Level 2 and Level 3 Fair Values.

No significant changes since December 31, 2022.

- (5) Derivative Fair Values - None.

B. Other Fair Value Disclosures - None.

C. Aggregate fair value for all financial instruments and the level within the fair value hierarchy in which the fair value measurements in their entirety fall.

The following table represents the fair values and admitted values of all admitted assets and liabilities that are financial instruments excluding those accounted for under the equity method (subsidiaries and joint ventures). The fair values are also categorized into the three level fair value hierarchy.

| Type of Financial Instrument | Aggregate Fair Value | Admitted Assets | (Level 1) | (Level 2) | (Level 3) | Net Asset Value (NAV) | Not Practicable (Carrying Value) |
|-------------------------------|----------------------|------------------|--------------|------------------|------------------|-----------------------|----------------------------------|
| Assets | | | | | | | |
| Bonds | \$ 1,970,448,344 | \$ 2,242,559,685 | \$ 2,816,876 | \$ 1,897,053,921 | \$ 70,577,547 | \$ - | \$ - |
| Mortgage loans on real-estate | 675,454,658 | 748,131,401 | - | - | 675,454,658 | - | - |
| Derivative instruments | 76,727,231 | 48,529,051 | - | 76,727,231 | - | - | - |
| Other invested assets | 23,177,343 | 22,769,634 | - | 840,397 | 22,336,946 | - | - |
| Cash and cash equivalents | 695,875,520 | 695,875,520 | 695,875,520 | - | - | - | - |
| Liabilities | | | | | | | |
| Annuity reserves | \$ 3,267,659,133 | \$ 3,350,352,421 | \$ - | \$ - | \$ 3,267,659,133 | \$ - | \$ - |

D. Not Practicable to Estimate Fair Value

The Company does not have any assets where it is not practicable to estimate fair value as of September 30, 2023.

E. Estimates using NAV practical expedient

As of September 30, 2023, the Company did not have any investments measured using the NAV practical expedient.

NOTE 21 Other Items

No significant changes have occurred in disclosure from December 31, 2022.

NOTE 22 Events Subsequent

Type I – Recognized Subsequent Events:

Subsequent events have been considered through November 6, 2023.

There are no subsequent events to report.

Type II – Nonrecognized Subsequent Events:

Subsequent events have been considered through November 6, 2023.

There is no subsequent events to report.

The Company is not subject to an annual fee under Section 9010 of the Federal Affordable Care Act.

NOTE 23 Reinsurance

No significant changes have occurred in disclosure from December 31, 2022.

NOTES TO FINANCIAL STATEMENTS

NOTE 24 Retrospectively Rated Contracts & Contracts Subject to Redetermination

A. Disclose the method used by the reporting entity to estimate accrued retrospective premium adjustments.

No significant changes have occurred in disclosure from December 31, 2022.

B. Disclose whether accrued retrospective premiums are recorded through written premium or as an adjustment to earned premium.

No significant changes have occurred in disclosure from December 31, 2022.

C. Disclose the amount of net premiums written that are subject to retrospective rating features, as well as the corresponding percentage to total net premiums written.

No significant changes have occurred in disclosure from December 31, 2022.

D. Medical loss ratio rebates required pursuant to the Public Health Service Act.

No significant changes have occurred in disclosure from December 31, 2022.

E. Risk Sharing Provisions of the Affordable Care Act

The Company is not subject to risk-sharing provisions of the Affordable Care Act for the nine months ended September 30, 2023.

NOTE 25 Change in Incurred Losses and Loss Adjustment Expenses

The Company did not have any changes in incurred losses attributable to insured events of prior years as of September 30, 2023.

NOTE 26 Intercompany Pooling Arrangements

No significant changes have occurred in disclosure from December 31, 2022.

NOTE 27 Structured Settlements

No significant changes have occurred in disclosure from December 31, 2022.

NOTE 28 Health Care Receivables

No significant changes have occurred in disclosure from December 31, 2022.

NOTE 29 Participating Policies

No significant changes have occurred in disclosure from December 31, 2022.

NOTE 30 Premium Deficiency Reserves

No significant changes have occurred in disclosure from December 31, 2022.

NOTE 31 Reserves for Life Contracts and Annuity Contracts

No significant changes have occurred in disclosure from December 31, 2022.

NOTES TO FINANCIAL STATEMENTS

NOTE 32 Analysis of Annuity Actuarial Reserves and Deposit Type Contract Liabilities by Withdrawal Characteristics
A. INDIVIDUAL ANNUITIES:

| | General Account | Separate Account with Guarantees | Separate Account Nonguaranteed | Total | % of Total |
|---|-------------------------|--|--------------------------------------|-------------------------|--------------|
| (1) Subject to discretionary withdrawal: | | | | | |
| a. With market value adjustment | \$ 6,760,803,280 | \$ - | \$ - | \$ 6,760,803,280 | 77.90% |
| b. At book value less current surrender charge of 5% or more | \$ 658,418,810 | \$ - | \$ - | \$ 658,418,810 | 7.60% |
| c. At fair value | \$ - | \$ - | \$ - | \$ - | |
| d. Total with market value adjustment or at fair value (total of a through c) | \$ 7,419,222,090 | \$ - | \$ - | \$ 7,419,222,090 | 85.50% |
| e. At book value without adjustment (minimal or no charge or adjustment) | \$ 1,254,967,890 | \$ - | \$ - | \$ 1,254,967,890 | 14.50% |
| (2) Not subject to discretionary withdrawal | <u>\$ 1,880,147</u> | <u>\$ -</u> | <u>\$ -</u> | <u>\$ 1,880,147</u> | <u>0.00%</u> |
| (3) Total (gross: direct + assumed) | \$ 8,676,070,127 | \$ - | \$ - | \$ 8,676,070,127 | 100.00% |
| (4) Reinsurance ceded | <u>\$ 5,326,961,826</u> | <u>\$ -</u> | <u>\$ -</u> | <u>\$ 5,326,961,826</u> | |
| (5) Total (net)* (3) - (4) | <u>\$ 3,349,108,301</u> | <u>\$ -</u> | <u>\$ -</u> | <u>\$ 3,349,108,301</u> | |
| (6) Amount included in A(1)b above that will move to A(1)e for the first time within the year after the statement date: | \$ 193,200,307 | \$ - | \$ - | \$ 193,200,307 | |

* Reconciliation of total annuity actuarial reserves and deposit fund liabilities.

B. GROUP ANNUITIES:

The Company did not have any Group Annuities as of December 31, 2022.

C. DEPOSIT-TYPE CONTRACTS (no life contingencies):

| | General Account | Separate Account with Guarantees | Separate Account Nonguaranteed | Total | % of Total |
|---|---------------------|--|--------------------------------------|---------------------|----------------|
| (1) Subject to discretionary withdrawal: | | | | | |
| a. With market value adjustment | \$ - | \$ - | \$ - | \$ - | |
| b. At book value less current surrender charge of 5% or more | \$ - | \$ - | \$ - | \$ - | |
| c. At fair value | \$ - | \$ - | \$ - | \$ - | |
| d. Total with market value adjustment or at fair value (total of a through c) | \$ - | \$ - | \$ - | \$ - | |
| e. At book value without adjustment (minimal or no charge or adjustment) | | | | \$ - | |
| (2) Not subject to discretionary withdrawal | <u>\$ 2,961,387</u> | <u>\$ -</u> | <u>\$ -</u> | <u>\$ 2,961,387</u> | <u>100.00%</u> |
| (3) Total (gross: direct + assumed) | \$ 2,961,387 | \$ - | \$ - | \$ 2,961,387 | 100.00% |
| (4) Reinsurance ceded | <u>\$ 817,356</u> | <u>\$ -</u> | <u>\$ -</u> | <u>\$ 817,356</u> | |
| (5) Total (net)* (3) - (4) | <u>\$ 2,144,031</u> | <u>\$ -</u> | <u>\$ -</u> | <u>\$ 2,144,031</u> | |
| (6) Amount included in C(1)b above that will move to C(1)e for the first time within the year after the statement date: | \$ - | \$ - | \$ - | \$ - | |

D. Life & Accident & Health Annual Statement:

| | Amount |
|---|-------------------------|
| (1) Exhibit 5, Annuities Section, Total (net) | \$ 3,348,208,390 |
| (2) Exhibit 5, Supplementary Contracts with Life Contingencies Section, Total (net) | \$ 899,911 |
| (3) Exhibit 7, Deposit-Type Contracts, Line 14, Column 1 | <u>\$ 2,144,031</u> |
| (4) Subtotal (1+2+3) | <u>\$ 3,351,252,332</u> |
| Separate Accounts Annual Statement: | |
| (5) Exhibit 3, Line 0299999, Column 2 | \$ - |
| (6) Exhibit 3, Line 0399999, Column 2 | \$ - |
| (7) Policyholder dividend and coupon accumulations | \$ - |
| (8) Policyholder premiums | \$ - |
| (9) Guaranteed interest contracts | \$ - |
| (10) Other contract deposit funds | \$ - |
| (11) Subtotal (5+6+7+8+9+10) | <u>\$ -</u> |
| (12) Combined Total (4+11) | <u>\$ 3,351,252,332</u> |

NOTE 33 Analysis of Life Actuarial Reserves by Withdrawal Characteristics

The Company did not have any Life Actuarial Reserves from December 31, 2022.

NOTE 34 Premium & Annuity Considerations Deferred and Uncollected

No significant changes have occurred in disclosure from December 31, 2022.

NOTE 35 Separate Accounts

No significant changes have occurred in disclosure from December 31, 2022.

NOTE 36 Loss/Claim Adjustment Expenses

No significant changes have occurred in disclosure from December 31, 2022.

GENERAL INTERROGATORIES

PART 1 - COMMON INTERROGATORIES

GENERAL

- 1.1 Did the reporting entity experience any material transactions requiring the filing of Disclosure of Material Transactions with the State of Domicile, as required by the Model Act? Yes [] No [X]
- 1.2 If yes, has the report been filed with the domiciliary state? Yes [] No []
- 2.1 Has any change been made during the year of this statement in the charter, by-laws, articles of incorporation, or deed of settlement of the reporting entity? Yes [] No [X]
- 2.2 If yes, date of change:
- 3.1 Is the reporting entity a member of an Insurance Holding Company System consisting of two or more affiliated persons, one or more of which is an insurer? Yes [X] No []
If yes, complete Schedule Y, Parts 1 and 1A.
- 3.2 Have there been any substantial changes in the organizational chart since the prior quarter end? Yes [] No [X]
- 3.3 If the response to 3.2 is yes, provide a brief description of those changes.
.....
- 3.4 Is the reporting entity publicly traded or a member of a publicly traded group? Yes [X] No []
- 3.5 If the response to 3.4 is yes, provide the CIK (Central Index Key) code issued by the SEC for the entity/group. 0001039828
- 4.1 Has the reporting entity been a party to a merger or consolidation during the period covered by this statement? Yes [] No [X]
- 4.2 If yes, provide the name of the entity, NAIC Company Code, and state of domicile (use two letter state abbreviation) for any entity that has ceased to exist as a result of the merger or consolidation.

| 1 Name of Entity | 2 NAIC Company Code | 3 State of Domicile |
|---------------------|------------------------|------------------------|
| | | |

- 5. If the reporting entity is subject to a management agreement, including third-party administrator(s), managing general agent(s), attorney-in-fact, or similar agreement, have there been any significant changes regarding the terms of the agreement or principals involved? Yes [] No [X] N/A []
If yes, attach an explanation.
.....
- 6.1 State as of what date the latest financial examination of the reporting entity was made or is being made. 12/31/2018
- 6.2 State the as of date that the latest financial examination report became available from either the state of domicile or the reporting entity. This date should be the date of the examined balance sheet and not the date the report was completed or released. 12/31/2018
- 6.3 State as of what date the latest financial examination report became available to other states or the public from either the state of domicile or the reporting entity. This is the release date or completion date of the examination report and not the date of the examination (balance sheet date). 06/25/2020
- 6.4 By what department or departments?
DEPARTMENT OF COMMERCE, DIVISION OF INSURANCE, STATE OF IOWA
- 6.5 Have all financial statement adjustments within the latest financial examination report been accounted for in a subsequent financial statement filed with Departments? Yes [] No [] N/A [X]
- 6.6 Have all of the recommendations within the latest financial examination report been complied with? Yes [] No [] N/A [X]
- 7.1 Has this reporting entity had any Certificates of Authority, licenses or registrations (including corporate registration, if applicable) suspended or revoked by any governmental entity during the reporting period? Yes [] No [X]
- 7.2 If yes, give full information:
.....
- 8.1 Is the company a subsidiary of a bank holding company regulated by the Federal Reserve Board? Yes [] No [X]
- 8.2 If response to 8.1 is yes, please identify the name of the bank holding company.
.....
- 8.3 Is the company affiliated with one or more banks, thrifts or securities firms? Yes [] No [X]
- 8.4 If response to 8.3 is yes, please provide below the names and location (city and state of the main office) of any affiliates regulated by a federal regulatory services agency [i.e. the Federal Reserve Board (FRB), the Office of the Comptroller of the Currency (OCC), the Federal Deposit Insurance Corporation (FDIC) and the Securities Exchange Commission (SEC)] and identify the affiliate's primary federal regulator.

| 1 Affiliate Name | 2 Location (City, State) | 3 FRB | 4 OCC | 5 FDIC | 6 SEC |
|---------------------|-----------------------------|----------|----------|-----------|----------|
| | | | | | |

STATEMENT AS OF SEPTEMBER 30, 2023 OF THE EAGLE LIFE INSURANCE COMPANY

GENERAL INTERROGATORIES

- 9.1 Are the senior officers (principal executive officer, principal financial officer, principal accounting officer or controller, or persons performing similar functions) of the reporting entity subject to a code of ethics, which includes the following standards? Yes [X] No []
- (a) Honest and ethical conduct, including the ethical handling of actual or apparent conflicts of interest between personal and professional relationships;
- (b) Full, fair, accurate, timely and understandable disclosure in the periodic reports required to be filed by the reporting entity;
- (c) Compliance with applicable governmental laws, rules and regulations;
- (d) The prompt internal reporting of violations to an appropriate person or persons identified in the code; and
- (e) Accountability for adherence to the code.
- 9.11 If the response to 9.1 is No, please explain:
- 9.2 Has the code of ethics for senior managers been amended? Yes [] No [X]
- 9.21 If the response to 9.2 is Yes, provide information related to amendment(s).
- 9.3 Have any provisions of the code of ethics been waived for any of the specified officers? Yes [] No [X]
- 9.31 If the response to 9.3 is Yes, provide the nature of any waiver(s).

FINANCIAL

- 10.1 Does the reporting entity report any amounts due from parent, subsidiaries or affiliates on Page 2 of this statement? Yes [] No [X]
- 10.2 If yes, indicate any amounts receivable from parent included in the Page 2 amount: \$

INVESTMENT

- 11.1 Were any of the stocks, bonds, or other assets of the reporting entity loaned, placed under option agreement, or otherwise made available for use by another person? (Exclude securities under securities lending agreements.) Yes [] No [X]
- 11.2 If yes, give full and complete information relating thereto:
12. Amount of real estate and mortgages held in other invested assets in Schedule BA: \$
13. Amount of real estate and mortgages held in short-term investments: \$
- 14.1 Does the reporting entity have any investments in parent, subsidiaries and affiliates? Yes [] No [X]
- 14.2 If yes, please complete the following:

| | 1 | 2 |
|---|---|--|
| | Prior Year-End Book/Adjusted Carrying Value | Current Quarter Book/Adjusted Carrying Value |
| 14.21 Bonds | \$ | \$ |
| 14.22 Preferred Stock | \$ | \$ |
| 14.23 Common Stock | \$ | \$ |
| 14.24 Short-Term Investments | \$ | \$ |
| 14.25 Mortgage Loans on Real Estate | \$ | \$ |
| 14.26 All Other | \$ | \$ |
| 14.27 Total Investment in Parent, Subsidiaries and Affiliates (Subtotal Lines 14.21 to 14.26) | \$ | \$ |
| 14.28 Total Investment in Parent included in Lines 14.21 to 14.26 above | \$ | \$ |

- 15.1 Has the reporting entity entered into any hedging transactions reported on Schedule DB? Yes [X] No []
- 15.2 If yes, has a comprehensive description of the hedging program been made available to the domiciliary state? Yes [X] No [] N/A []
If no, attach a description with this statement.
16. For the reporting entity's security lending program, state the amount of the following as of the current statement date:
- 16.1 Total fair value of reinvested collateral assets reported on Schedule DL, Parts 1 and 2. \$
- 16.2 Total book/adjusted carrying value of reinvested collateral assets reported on Schedule DL, Parts 1 and 2 \$
- 16.3 Total payable for securities lending reported on the liability page. \$

STATEMENT AS OF SEPTEMBER 30, 2023 OF THE EAGLE LIFE INSURANCE COMPANY
GENERAL INTERROGATORIES

17. Excluding items in Schedule E - Part 3 - Special Deposits, real estate, mortgage loans and investments held physically in the reporting entity's offices, vaults or safety deposit boxes, were all stocks, bonds and other securities, owned throughout the current year held pursuant to a custodial agreement with a qualified bank or trust company in accordance with Section 1, III - General Examination Considerations, F. Outsourcing of Critical Functions, Custodial or Safekeeping Agreements of the NAIC Financial Condition Examiners Handbook? Yes [X] No []
- 17.1 For all agreements that comply with the requirements of the NAIC Financial Condition Examiners Handbook, complete the following:

| 1 Name of Custodian(s) | 2 Custodian Address |
|---------------------------------|--|
| STATE STREET BANK & TRUST | 225 LIBERTY STREET, 2 WORLD FINANCIAL CENTER, NEW YORK, NY 10281 |

- 17.2 For all agreements that do not comply with the requirements of the NAIC Financial Condition Examiners Handbook, provide the name, location and a complete explanation:

| 1 Name(s) | 2 Location(s) | 3 Complete Explanation(s) |
|--------------|------------------|------------------------------|
| | | |

- 17.3 Have there been any changes, including name changes, in the custodian(s) identified in 17.1 during the current quarter? Yes [] No [X]
- 17.4 If yes, give full information relating thereto:

| 1 Old Custodian | 2 New Custodian | 3 Date of Change | 4 Reason |
|--------------------|--------------------|---------------------|-------------|
| | | | |

- 17.5 Investment management – Identify all investment advisors, investment managers, broker/dealers, including individuals that have the authority to make investment decisions on behalf of the reporting entity. For assets that are managed internally by employees of the reporting entity, note as such. ["...that have access to the investment accounts"; "...handle securities"]

| 1 Name of Firm or Individual | 2 Affiliation |
|--|------------------|
| AMERICAN EQUITY INVESTMENT LIFE HOLDING CO | A..... |
| ARES CAPITAL MANAGEMENT III LLC | U..... |
| BARINGS LLC | U..... |
| BLACKROCK FINANCIAL MANAGEMENT INC. | U..... |
| METLIFE INVESTMENT MANAGEMENT, LLC | U..... |
| PRETIUM MORTGAGE CREDIT MANAGEMENT, LLC | U..... |

- 17.5097 For those firms/individuals listed in the table for Question 17.5, do any firms/individuals unaffiliated with the reporting entity (i.e. designated with a "U") manage more than 10% of the reporting entity's invested assets?..... Yes [X] No []
- 17.5098 For firms/individuals unaffiliated with the reporting entity (i.e. designated with a "U") listed in the table for Question 17.5, does the total assets under management aggregate to more than 50% of the reporting entity's invested assets?..... Yes [X] No []

- 17.6 For those firms or individuals listed in the table for 17.5 with an affiliation code of "A" (affiliated) or "U" (unaffiliated), provide the information for the table below.

| 1 Central Registration Depository Number | 2 Name of Firm or Individual | 3 Legal Entity Identifier (LEI) | 4 Registered With | 5 Investment Management Agreement (IMA) Filed |
|---|--|------------------------------------|----------------------|--|
| | AMERICAN EQUITY INVESTMENT LIFE HOLDING CO | 549300RK5RZQ740FPL83 | SEC | DS..... |
| 168076 | ARES CAPITAL MANAGEMENT III LLC | 549300N5FJT73X2E7715 | SEC #801-78341 | NO..... |
| 106006 | BARINGS LLC | ANDKRHQKPRRG4Q2KLR05 | SEC #801-241 | NO..... |
| 107105 | BLACKROCK FINANCIAL MANAGEMENT INC. | 549300LVXY1VJKE13M84 | SEC #801-48433 | NO..... |
| 142463 | METLIFE INVESTMENT MANAGEMENT, LLC | EAU072Q8FCR1SOXGYJ21 | SEC #801-67314 | NO..... |
| 171026 | PRETIUM MORTGAGE CREDIT MANAGEMENT, LLC | 549300E8PSWPKEDX975 | SEC #801-79924 | NO..... |

- 18.1 Have all the filing requirements of the Purposes and Procedures Manual of the NAIC Investment Analysis Office been followed? Yes [X] No []
- 18.2 If no, list exceptions:

19. By self-designating 5GI securities, the reporting entity is certifying the following elements for each self-designated 5GI security:
 a. Documentation necessary to permit a full credit analysis of the security does not exist or an NAIC CRP credit rating for an FE or PL security is not available.
 b. Issuer or obligor is current on all contracted interest and principal payments.
 c. The insurer has an actual expectation of ultimate payment of all contracted interest and principal.
 Has the reporting entity self-designated 5GI securities? Yes [X] No []

20. By self-designating PLGI securities, the reporting entity is certifying the following elements of each self-designated PLGI security:
 a. The security was purchased prior to January 1, 2018.
 b. The reporting entity is holding capital commensurate with the NAIC Designation reported for the security.
 c. The NAIC Designation was derived from the credit rating assigned by an NAIC CRP in its legal capacity as a NRSRO which is shown on a current private letter rating held by the insurer and available for examination by state insurance regulators.
 d. The reporting entity is not permitted to share this credit rating of the PL security with the SVO.
 Has the reporting entity self-designated PLGI securities? Yes [] No [X]

21. By assigning FE to a Schedule BA non-registered private fund, the reporting entity is certifying the following elements of each self-designated FE fund:
 a. The shares were purchased prior to January 1, 2019.
 b. The reporting entity is holding capital commensurate with the NAIC Designation reported for the security.
 c. The security had a public credit rating(s) with annual surveillance assigned by an NAIC CRP in its legal capacity as an NRSRO prior to January 1, 2019.
 d. The fund only or predominantly holds bonds in its portfolio.
 e. The current reported NAIC Designation was derived from the public credit rating(s) with annual surveillance assigned by an NAIC CRP in its legal capacity as an NRSRO.
 f. The public credit rating(s) with annual surveillance assigned by an NAIC CRP has not lapsed.
 Has the reporting entity assigned FE to Schedule BA non-registered private funds that complied with the above criteria? Yes [] No [X]

GENERAL INTERROGATORIES

PART 2 - LIFE AND ACCIDENT AND HEALTH COMPANIES/FRATERNAL BENEFIT SOCIETIES

Life and Accident Health Companies/Fraternal Benefit Societies:

1. Report the statement value of mortgage loans at the end of this reporting period for the following categories:
- | | 1
Amount |
|---|------------------|
| 1.1 Long-Term Mortgages In Good Standing | |
| 1.11 Farm Mortgages | \$ 45,068,794 |
| 1.12 Residential Mortgages | \$ 533,246,076 |
| 1.13 Commercial Mortgages | \$ 163,350,763 |
| 1.14 Total Mortgages in Good Standing | \$ 741,665,633 |
| 1.2 Long-Term Mortgages In Good Standing with Restructured Terms | |
| 1.21 Total Mortgages in Good Standing with Restructured Terms..... | \$ |
| 1.3 Long-Term Mortgage Loans Upon which Interest is Overdue more than Three Months | |
| 1.31 Farm Mortgages | \$ |
| 1.32 Residential Mortgages | \$ 5,095,485 |
| 1.33 Commercial Mortgages | \$ |
| 1.34 Total Mortgages with Interest Overdue more than Three Months | \$ 5,095,485 |
| 1.4 Long-Term Mortgage Loans in Process of Foreclosure | |
| 1.41 Farm Mortgages | \$ |
| 1.42 Residential Mortgages | \$ 1,370,283 |
| 1.43 Commercial Mortgages | \$ |
| 1.44 Total Mortgages in Process of Foreclosure | \$ 1,370,283 |
| 1.5 Total Mortgage Loans (Lines 1.14 + 1.21 + 1.34 + 1.44) (Page 2, Column 3, Lines 3.1 + 3.2) | \$ 748,131,401 |
| 1.6 Long-Term Mortgages Foreclosed, Properties Transferred to Real Estate in Current Quarter | |
| 1.61 Farm Mortgages | \$ |
| 1.62 Residential Mortgages | \$ |
| 1.63 Commercial Mortgages | \$ |
| 1.64 Total Mortgages Foreclosed and Transferred to Real Estate | \$ |
| 2. Operating Percentages: | |
| 2.1 A&H loss percent | % |
| 2.2 A&H cost containment percent | % |
| 2.3 A&H expense percent excluding cost containment expenses | % |
| 3.1 Do you act as a custodian for health savings accounts? | Yes [] No [X] |
| 3.2 If yes, please provide the amount of custodial funds held as of the reporting date | \$ |
| 3.3 Do you act as an administrator for health savings accounts? | Yes [] No [X] |
| 3.4 If yes, please provide the balance of the funds administered as of the reporting date | \$ |
| 4. Is the reporting entity licensed or chartered, registered, qualified, eligible or writing business in at least two states? | Yes [X] No [] |
| 4.1 If no, does the reporting entity assume reinsurance business that covers risks residing in at least one state other than the state of domicile of the reporting entity? | Yes [] No [] |

Fraternal Benefit Societies Only:

- 5.1 In all cases where the reporting entity has assumed accident and health risks from another company, provisions should be made in this statement on account of such reinsurances for reserve equal to that which the original company would have been required to establish had it retained the risks. Has this been done?
- Yes [] No [] N/A []
- 5.2 If no, explain:
- 6.1 Does the reporting entity have outstanding assessments in the form of liens against policy benefits that have increased surplus?
- Yes [] No []
- 6.2 If yes, what is the date(s) of the original lien and the total outstanding balance of liens that remain in surplus?

| Date | Outstanding Lien Amount |
|------|-------------------------|
| | |

SCHEDULE S - CEDED REINSURANCE

Showing All New Reinsurance Treaties - Current Year to Date

| 1 NAIC Company Code | 2 ID Number | 3 Effective Date | 4 Name of Reinsurer | 5 Domiciliary Jurisdiction | 6 Type of Reinsurance Ceded | 7 Type of Business Ceded | 8 Type of Reinsurer | 9 Certified Reinsurer Rating (1 through 6) | 10 Effective Date of Certified Reinsurer Rating |
|------------------------------|-------------------|------------------------|------------------------|----------------------------------|--------------------------------------|-----------------------------------|------------------------|--|--|
| NONE | | | | | | | | | |

STATEMENT AS OF SEPTEMBER 30, 2023 OF THE EAGLE LIFE INSURANCE COMPANY
SCHEDULE T - PREMIUMS AND ANNUITY CONSIDERATIONS

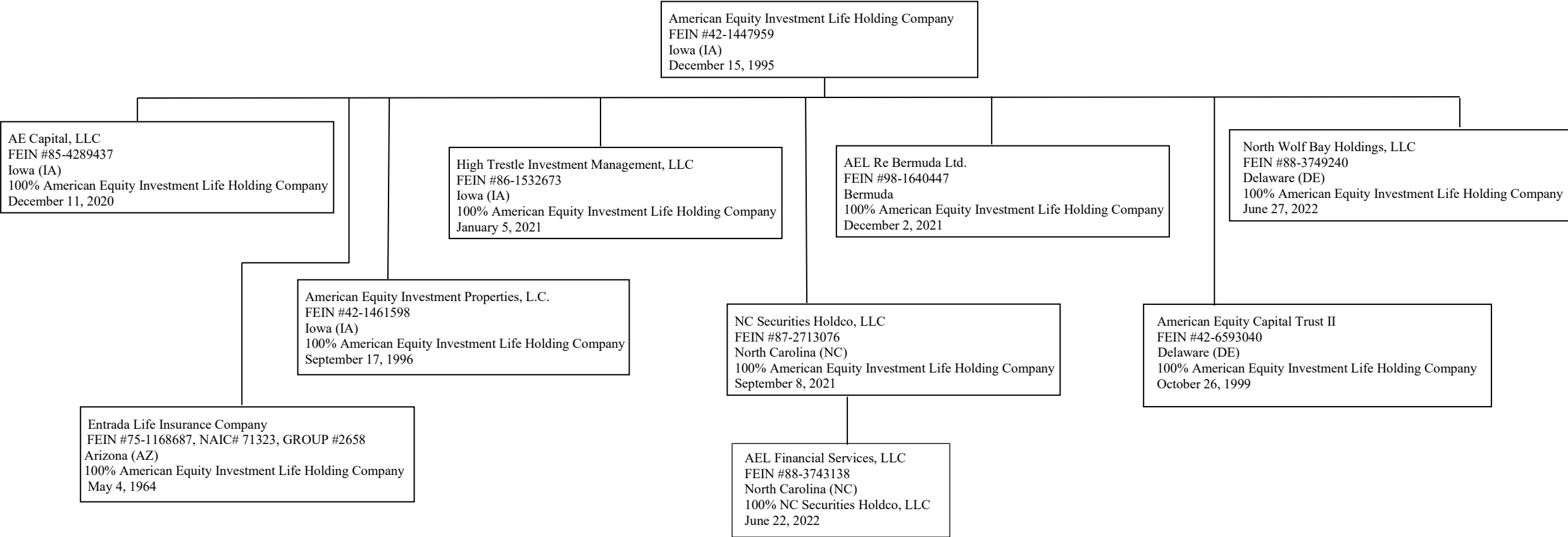
Current Year To Date - Allocated by States and Territories

| States, Etc. | 1 Active Status (a) | Life Contracts | | Direct Business Only | | | |
|--|------------------------|------------------------------|-----------------------------|--|---------------------------|--------------------------------|-----------------------------|
| | | 2 Life Insurance Premiums | 3 Annuity Considerations | 4 Accident and Health Insurance Premiums, Including Policy, Membership and Other Fees | 5 Other Considerations | 6 Total Columns 2 Through 5 | 7 Deposit-Type Contracts |
| 1. Alabama | AL | L | 24,605,112 | | | 24,605,112 | |
| 2. Alaska | AK | L | 1,104,609 | | | 1,104,609 | |
| 3. Arizona | AZ | L | 21,660,886 | | | 21,660,886 | |
| 4. Arkansas | AR | L | 24,833,967 | | | 24,833,967 | |
| 5. California | CA | L | 67,090,639 | | | 67,090,639 | |
| 6. Colorado | CO | L | 27,627,081 | | | 27,627,081 | |
| 7. Connecticut | CT | L | 23,446,424 | | | 23,446,424 | |
| 8. Delaware | DE | L | 7,065,678 | | | 7,065,678 | |
| 9. District of Columbia | DC | L | 1,357,314 | | | 1,357,314 | |
| 10. Florida | FL | L | 179,969,790 | | | 179,969,790 | |
| 11. Georgia | GA | L | 64,839,877 | | | 64,839,877 | |
| 12. Hawaii | HI | L | 36,730,639 | | | 36,730,639 | |
| 13. Idaho | ID | L | 2,437,218 | | | 2,437,218 | |
| 14. Illinois | IL | L | 50,442,558 | | | 50,442,558 | |
| 15. Indiana | IN | L | 28,412,213 | | | 28,412,213 | |
| 16. Iowa | IA | L | 15,319,763 | | | 15,319,763 | |
| 17. Kansas | KS | L | 8,807,359 | | | 8,807,359 | |
| 18. Kentucky | KY | L | 34,215,249 | | | 34,215,249 | |
| 19. Louisiana | LA | L | 21,714,122 | | | 21,714,122 | |
| 20. Maine | ME | L | 5,167,520 | | | 5,167,520 | |
| 21. Maryland | MD | L | 17,361,168 | | | 17,361,168 | |
| 22. Massachusetts | MA | L | 10,475,630 | | | 10,475,630 | |
| 23. Michigan | MI | L | 63,116,119 | | | 63,116,119 | |
| 24. Minnesota | MN | L | 32,614,426 | | | 32,614,426 | |
| 25. Mississippi | MS | L | 7,608,141 | | | 7,608,141 | |
| 26. Missouri | MO | L | 22,301,553 | | | 22,301,553 | |
| 27. Montana | MT | L | 2,376,919 | | | 2,376,919 | |
| 28. Nebraska | NE | L | 6,860,250 | | | 6,860,250 | |
| 29. Nevada | NV | L | 7,714,005 | | | 7,714,005 | |
| 30. New Hampshire | NH | L | 5,181,981 | | | 5,181,981 | |
| 31. New Jersey | NJ | L | 42,995,014 | | | 42,995,014 | |
| 32. New Mexico | NM | L | 2,016,704 | | | 2,016,704 | |
| 33. New York | NY | N | | | | | |
| 34. North Carolina | NC | L | 47,140,913 | | | 47,140,913 | |
| 35. North Dakota | ND | L | 536,764 | | | 536,764 | |
| 36. Ohio | OH | L | 82,095,049 | | | 82,095,049 | |
| 37. Oklahoma | OK | L | 18,800,505 | | | 18,800,505 | |
| 38. Oregon | OR | L | 20,584,447 | | | 20,584,447 | |
| 39. Pennsylvania | PA | L | 56,590,654 | | | 56,590,654 | |
| 40. Rhode Island | RI | L | 1,910,827 | | | 1,910,827 | |
| 41. South Carolina | SC | L | 30,084,542 | | | 30,084,542 | |
| 42. South Dakota | SD | L | 1,601,938 | | | 1,601,938 | |
| 43. Tennessee | TN | L | 63,518,718 | | | 63,518,718 | |
| 44. Texas | TX | L | 164,455,940 | | | 164,455,940 | |
| 45. Utah | UT | L | 13,460,323 | | | 13,460,323 | |
| 46. Vermont | VT | L | 1,906,847 | | | 1,906,847 | |
| 47. Virginia | VA | L | 38,235,479 | | | 38,235,479 | |
| 48. Washington | WA | L | 23,925,023 | | | 23,925,023 | |
| 49. West Virginia | WV | L | 6,214,721 | | | 6,214,721 | |
| 50. Wisconsin | WI | L | 43,404,227 | | | 43,404,227 | |
| 51. Wyoming | WY | L | | | | | |
| 52. American Samoa | AS | N | | | | | |
| 53. Guam | GU | N | | | | | |
| 54. Puerto Rico | PR | N | | | | | |
| 55. U.S. Virgin Islands | VI | N | 2,700 | | | 2,700 | |
| 56. Northern Mariana Islands | MP | N | | | | | |
| 57. Canada | CAN | N | | | | | |
| 58. Aggregate Other Aliens | OT | XXX | | | | | |
| 59. Subtotal | XXX | | 1,481,939,545 | | | 1,481,939,545 | |
| 90. Reporting entity contributions for employee benefits plans | XXX | | | | | | |
| 91. Dividends or refunds applied to purchase paid-up additions and annuities | XXX | | | | | | |
| 92. Dividends or refunds applied to shorten endowment or premium paying period | XXX | | | | | | |
| 93. Premium or annuity considerations waived under disability or other contract provisions | XXX | | | | | | |
| 94. Aggregate or other amounts not allocable by State | XXX | | | | | | |
| 95. Totals (Direct Business) | XXX | | 1,481,939,545 | | | 1,481,939,545 | |
| 96. Plus Reinsurance Assumed | XXX | | 50,683 | | | 50,683 | |
| 97. Totals (All Business) | XXX | | 1,481,990,228 | | | 1,481,990,228 | |
| 98. Less Reinsurance Ceded | XXX | | 912,532,070 | | | 912,532,070 | |
| 99. Totals (All Business) less Reinsurance Ceded | XXX | | 569,458,158 | | | 569,458,158 | |
| DETAILS OF WRITE-INS | | | | | | | |
| 58001. | XXX | | | | | | |
| 58002. | XXX | | | | | | |
| 58003. | XXX | | | | | | |
| 58998. Summary of remaining write-ins for Line 58 from overflow page | XXX | | | | | | |
| 58999. Totals (Lines 58001 through 58003 plus 58998)(Line 58 above) | XXX | | | | | | |
| 9401. | XXX | | | | | | |
| 9402. | XXX | | | | | | |
| 9403. | XXX | | | | | | |
| 9498. Summary of remaining write-ins for Line 94 from overflow page | XXX | | | | | | |
| 9499. Totals (Lines 9401 through 9403 plus 9498)(Line 94 above) | XXX | | | | | | |

(a) Active Status Counts:

- | | |
|--|--|
| 1. L - Licensed or Chartered - Licensed insurance carrier or domiciled RRG..... 50 | 4. Q - Qualified - Qualified or accredited reinsurer..... |
| 2. R - Registered - Non-domiciled RRGs..... | 5. N - None of the above - Not allowed to write business in the state..... 7 |
| 3. E - Eligible - Reporting entities eligible or approved to write surplus lines in the state..... | |

**SCHEDULE Y - INFORMATION CONCERNING ACTIVITIES OF INSURER MEMBERS OF A HOLDING COMPANY GROUP
PART 1 - ORGANIZATIONAL CHART**



**SCHEDULE Y - INFORMATION CONCERNING ACTIVITIES OF INSURER MEMBERS OF A HOLDING COMPANY GROUP
PART 1 - ORGANIZATIONAL CHART**

12.1

American Equity Investment Life Holding Company
FEIN #42-1447959
Iowa (IA)
December 15, 1995

American Equity Investment Life Insurance Company
FEIN #42-1153896, NAIC #92738, GROUP #2658
Iowa (IA)
100% American Equity Investment Life Holding Company
December 19, 1980

American Equity Investment Life Insurance Company of New York
FEIN #22-3762465, NAIC #11135, GROUP #2658
New York (NY)
100% American Equity Investment Life Insurance Company
March 1, 2001

Residential Investment Trust III – Verm FW
Delaware (DE)
100% American Equity Investment Life Insurance Company
August 1, 2022

AEL Re Vermont, Inc.
FEIN #87-2625017, NAIC #17189, GROUP #2658
Vermont (VT)
100% American Equity Investment Life Insurance Company
September 8, 2021

Residential Investment Trust
Delaware (DE)
100% American Equity Investment Life Insurance Company
June 5, 2020

BH JV Multifamily Investors, LLC
FEIN #88-0711676
Delaware (DE)
95% American Equity Investment Life Insurance Company
January 12, 2022

Residential Investment Trust IV – Berm FW
Delaware (DE)
100% American Equity Investment Life Insurance Company
May 5, 2022

Ace Fund Holdings LLC
FEIN #92-1610110
Delaware (DE)
92.9% American Equity Investment Life Insurance Company
February 1, 2023

Residential Investment Trust III
Delaware (DE)
100% American Equity Investment Life Insurance Company
May 7, 2021

BH JV (Berm FW) Multifamily Investors, LLC
FEIN #92-1992151
Delaware (DE)
95% American Equity Investment Life Insurance Company
December 20, 2022

AERL, L.C.
FEIN #27-0413288
Iowa (IA)
100% American Equity Investment Life Insurance Company
June 10, 2009

Residential Investment Trust IV
Delaware (DE)
100% American Equity Investment Life Insurance Company
October 5, 2021

Vantage at Westover Parent, LLC
Delaware (DE)
85.56 % BH JV Multifamily Investors, LLC
14.44% BH JV (Berm FW) Multifamily Investors, LLC
April 21, 2022

Stonecastle Apartments Holdings, LLC
Delaware (DE)
80.02 BH JV Multifamily Investors, LLC
19.98% BH JV (Berm FW) Multifamily Investors, LLC
November 23, 2021

M-A LPI Holdings, LLC
FEIN #88-4253582
Delaware (DE)
84.27 % American Equity Investment Life Insurance Company
October 31, 2022

Residential Investment Trust – Berm FW
Delaware (DE)
100% American Equity Investment Life Insurance Company
May 5, 2022

Residential Investment Trust III – Berm FW
Delaware (DE)
100% American Equity Investment Life Insurance Company
August 1, 2022

Vantage at Westover Owner, LLC
Delaware (DE)
100% Vantage at Westover Parent, LLC
April 21, 2022

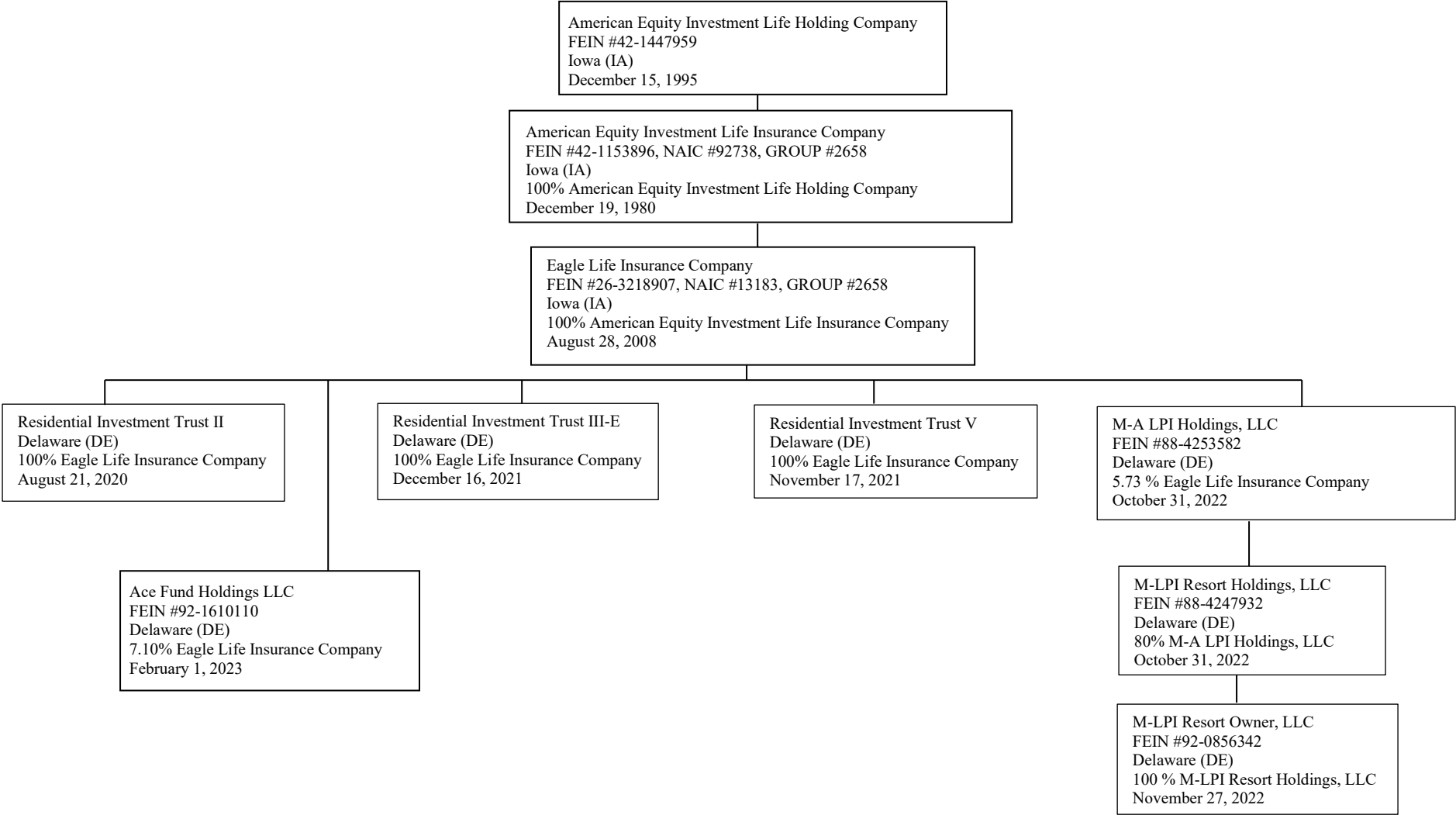
PBH Stonecastle, LLC
Delaware (DE)
100 % Stonecastle Apartments Holdings, LLC
November 7, 2016

M-LPI Resort Holdings, LLC
FEIN #88-4247932
Delaware (DE)
80% M-A LPI Holdings, LLC
October 31, 2022

ISQ Ace Fund, LLC
Delaware (DE)
98% American Equity Investment Life Insurance Company
March 9, 2022

M-LPI Resort Owner, LLC
FEIN #92-0856342
Delaware (DE)
100 % M-LPI Resort Holdings, LLC
November 27, 2022

**SCHEDULE Y - INFORMATION CONCERNING ACTIVITIES OF INSURER MEMBERS OF A HOLDING COMPANY GROUP
PART 1 - ORGANIZATIONAL CHART**



12.2

STATEMENT AS OF SEPTEMBER 30, 2023 OF THE EAGLE LIFE INSURANCE COMPANY

SCHEDULE Y

PART 1A - DETAIL OF INSURANCE HOLDING COMPANY SYSTEM

| 1 | 2 | 3 | 4 | 5 | 6 | 7 | 8 | 9 | 10 | 11 | 12 | 13 | 14 | 15 | 16 |
|------------|----------------------------------|-------------------|------------|--------------|------------|--|---|-----------------------|-----------------------------------|---|--|--|---|--------------------------------------|----|
| Group Code | Group Name | NAIC Company Code | ID Number | Federal RSSD | CIK | Name of Securities Exchange if Publicly Traded (U.S. or International) | Names of Parent, Subsidiaries Or Affiliates | Domi-ciliary Location | Relation-ship to Reporting Entity | Directly Controlled by (Name of Entity/Person) | Type of Control (Ownership, Board, Management, Attorney-in-Fact, Influence, Other) | If Control is Ownership Provide Percentage | Ultimate Controlling Entity(ies)/Person(s) | Is an SCA Filing Re-quired? (Yes/No) | * |
| | | | 42-1447959 | 3981379 | 0001039828 | NEW YORK STOCK EXCHANGE | AMERICAN EQUITY INVESTMENT LIFE HOLDING COMPANY | IA | UIP | SHAREHOLDERS | Ownership | 100.000 | SHAREHOLDERS | NO | |
| 2658 | AMERICAN EQUITY INVESTMENT GROUP | 92738 | 42-1153896 | | | | AMERICAN EQUITY INVESTMENT LIFE INSURANCE COMPANY | IA | UDP | AMERICAN EQUITY INVESTMENT LIFE HOLDING COMPANY | Ownership | 100.000 | AMERICAN EQUITY INVESTMENT LIFE HOLDING COMPANY | NO | |
| 2658 | AMERICAN EQUITY INVESTMENT GROUP | 11135 | 22-3762465 | | | | AMERICAN EQUITY INVESTMENT LIFE INSURANCE COMPANY OF NEW YORK | NY | IA | AMERICAN EQUITY INVESTMENT LIFE INSURANCE COMPANY | Ownership | 100.000 | AMERICAN EQUITY INVESTMENT LIFE HOLDING COMPANY | NO | |
| 2658 | AMERICAN EQUITY INVESTMENT GROUP | 13183 | 26-3218907 | | | | EAGLE LIFE INSURANCE COMPANY | IA | RE | AMERICAN EQUITY INVESTMENT LIFE INSURANCE COMPANY | Ownership | 100.000 | AMERICAN EQUITY INVESTMENT LIFE HOLDING COMPANY | NO | |
| 2658 | AMERICAN EQUITY INVESTMENT GROUP | 17189 | 87-2625017 | | | | AEL RE VERMONT INC | VT | IA | AMERICAN EQUITY INVESTMENT LIFE INSURANCE COMPANY | Ownership | 100.000 | AMERICAN EQUITY INVESTMENT LIFE HOLDING COMPANY | NO | |
| 2658 | AMERICAN EQUITY INVESTMENT GROUP | 71323 | 75-1168687 | | | | ENTRADA LIFE INSURANCE COMPANY | AZ | IA | AMERICAN EQUITY INVESTMENT LIFE HOLDING COMPANY | Ownership | 100.000 | AMERICAN EQUITY INVESTMENT LIFE HOLDING COMPANY | NO | |
| | | | 27-0413288 | | | | AERL, LC | IA | IA | AMERICAN EQUITY INVESTMENT LIFE INSURANCE COMPANY | Ownership | 100.000 | AMERICAN EQUITY INVESTMENT LIFE HOLDING COMPANY | YES | |
| | | | 88-0711676 | | | | BH JV MULTIFAMILY INVESTORS, LLC | DE | NIA | AMERICAN EQUITY INVESTMENT LIFE INSURANCE COMPANY | Ownership | 95.000 | AMERICAN EQUITY INVESTMENT LIFE HOLDING COMPANY | NO | |
| | | | | | | | VANTAGE AT WESTOVER PARENT, LLC | DE | NIA | BH JV MULTIFAMILY INVESTORS, LLC | Ownership | 85.560 | AMERICAN EQUITY INVESTMENT LIFE HOLDING COMPANY | NO | |
| | | | | | | | STONECASTLE APARTMENTS HOLDINGS, LLC | DE | NIA | BH JV MULTIFAMILY INVESTORS, LLC | Ownership | 80.020 | AMERICAN EQUITY INVESTMENT LIFE HOLDING COMPANY | NO | |
| | | | | | | | RESIDENTIAL INVESTMENT TRUST | DE | NIA | AMERICAN EQUITY INVESTMENT LIFE INSURANCE COMPANY | Ownership | 100.000 | AMERICAN EQUITY INVESTMENT LIFE HOLDING COMPANY | NO | |
| | | | | | | | RESIDENTIAL INVESTMENT TRUST III | DE | NIA | AMERICAN EQUITY INVESTMENT LIFE INSURANCE COMPANY | Ownership | 100.000 | AMERICAN EQUITY INVESTMENT LIFE HOLDING COMPANY | NO | |
| | | | | | | | RESIDENTIAL INVESTMENT TRUST IV | DE | NIA | AMERICAN EQUITY INVESTMENT LIFE INSURANCE COMPANY | Ownership | 100.000 | AMERICAN EQUITY INVESTMENT LIFE HOLDING COMPANY | NO | |
| | | | | | | | RESIDENTIAL INVESTMENT TRUST - BERM FW | DE | NIA | AMERICAN EQUITY INVESTMENT LIFE INSURANCE COMPANY | Ownership | 100.000 | AMERICAN EQUITY INVESTMENT LIFE HOLDING COMPANY | NO | |
| | | | | | | | RESIDENTIAL INVESTMENT TRUST III - BERM FW | DE | NIA | AMERICAN EQUITY INVESTMENT LIFE INSURANCE COMPANY | Ownership | 100.000 | AMERICAN EQUITY INVESTMENT LIFE HOLDING COMPANY | NO | |
| | | | | | | | RESIDENTIAL INVESTMENT TRUST IV - BERM FW | DE | NIA | AMERICAN EQUITY INVESTMENT LIFE INSURANCE COMPANY | Ownership | 100.000 | AMERICAN EQUITY INVESTMENT LIFE HOLDING COMPANY | NO | |
| | | | | | | | RESIDENTIAL INVESTMENT TRUST III - VERM FW | DE | NIA | AMERICAN EQUITY INVESTMENT LIFE INSURANCE COMPANY | Ownership | 100.000 | AMERICAN EQUITY INVESTMENT LIFE HOLDING COMPANY | NO | |
| | | | | | | | ISQ ACE FUND, LLC | DE | NIA | AMERICAN EQUITY INVESTMENT LIFE INSURANCE COMPANY | Ownership | 98.000 | AMERICAN EQUITY INVESTMENT LIFE HOLDING COMPANY | NO | |
| | | | 92-1992151 | | | | BH JV (BERM FW) MULTIFAMILY INVESTORS, LLC | DE | NIA | AMERICAN EQUITY INVESTMENT LIFE INSURANCE COMPANY | Ownership | 95.000 | AMERICAN EQUITY INVESTMENT LIFE HOLDING COMPANY | NO | |
| | | | 92-1610110 | | | | ACE FUND HOLDINGS LLC | DE | NIA | AMERICAN EQUITY INVESTMENT LIFE INSURANCE COMPANY | Ownership | 92.900 | AMERICAN EQUITY INVESTMENT LIFE HOLDING COMPANY | NO | |
| | | | | | | | VANTAGE AT WESTOVER PARENT, LLC | DE | NIA | BH JV (BERM FW) MULTIFAMILY INVESTORS, LLC | Ownership | 14.440 | AMERICAN EQUITY INVESTMENT LIFE HOLDING COMPANY | NO | |
| | | | | | | | VANTAGE AT WESTOVER OWNER, LLC | DE | NIA | VANTAGE AT WESTOVER PARENT, LLC | Ownership | 100.000 | AMERICAN EQUITY INVESTMENT LIFE HOLDING COMPANY | NO | |
| | | | | | | | STONECASTLE APARTMENTS HOLDINGS, LLC | DE | NIA | BH JV (BERM FW) MULTIFAMILY INVESTORS, LLC | Ownership | 19.980 | AMERICAN EQUITY INVESTMENT LIFE HOLDING COMPANY | NO | |
| | | | | | | | PBH STONECASTLE, LLC | DE | NIA | STONECASTLE APARTMENTS HOLDINGS, LLC | Ownership | 100.000 | AMERICAN EQUITY INVESTMENT LIFE HOLDING COMPANY | NO | |
| | | | 88-4253582 | | | | M-A LPI HOLDINGS, LLC | DE | NIA | AMERICAN EQUITY INVESTMENT LIFE INSURANCE COMPANY | Ownership | 84.270 | AMERICAN EQUITY INVESTMENT LIFE HOLDING COMPANY | NO | |
| | | | | | | | RESIDENTIAL INVESTMENT TRUST II | DE | NIA | EAGLE LIFE INSURANCE COMPANY | Ownership | 100.000 | AMERICAN EQUITY INVESTMENT LIFE HOLDING COMPANY | NO | |

STATEMENT AS OF SEPTEMBER 30, 2023 OF THE EAGLE LIFE INSURANCE COMPANY

SCHEDULE Y

PART 1A - DETAIL OF INSURANCE HOLDING COMPANY SYSTEM

| 1 | 2 | 3 | 4 | 5 | 6 | 7 | 8 | 9 | 10 | 11 | 12 | 13 | 14 | 15 | 16 |
|------------|------------|-------------------|------------|--------------|-----|--|---|----------------------|----------------------------------|---|--|--|---|-------------------------------------|----|
| Group Code | Group Name | NAIC Company Code | ID Number | Federal RSSD | CIK | Name of Securities Exchange if Publicly Traded (U.S. or International) | Names of Parent, Subsidiaries Or Affiliates | Domiciliary Location | Relationship to Reporting Entity | Directly Controlled by (Name of Entity/Person) | Type of Control (Ownership, Board, Management, Attorney-in-Fact, Influence, Other) | If Control is Ownership Provide Percentage | Ultimate Controlling Entity(ies)/Person(s) | Is an SCA Filing Required? (Yes/No) | * |
| | | | | | | | RESIDENTIAL INVESTMENT TRUST III-E | DE | NIA | EAGLE LIFE INSURANCE COMPANY | Ownership | 100.000 | AMERICAN EQUITY INVESTMENT LIFE HOLDING COMPANY | NO | |
| | | | | | | | RESIDENTIAL INVESTMENT TRUST V | DE | NIA | EAGLE LIFE INSURANCE COMPANY | Ownership | 100.000 | AMERICAN EQUITY INVESTMENT LIFE HOLDING COMPANY | NO | |
| | | | 88-4253582 | | | | M-A LPI HOLDINGS, LLC | DE | NIA | EAGLE LIFE INSURANCE COMPANY | Ownership | 5.730 | AMERICAN EQUITY INVESTMENT LIFE HOLDING COMPANY | NO | |
| | | | 88-4247932 | | | | M-LPI RESORT HOLDINGS, LLC | DE | NIA | M-A LPI HOLDINGS, LLC | Ownership | 80.000 | AMERICAN EQUITY INVESTMENT LIFE HOLDING COMPANY | NO | |
| | | | 92-1610110 | | | | ACE FUND HOLDINGS LLC | DE | NIA | EAGLE LIFE INSURANCE COMPANY | Ownership | 7.100 | AMERICAN EQUITY INVESTMENT LIFE HOLDING COMPANY | NO | |
| | | | 92-0856342 | | | | M-LPI RESORT OWNER, LLC | DE | NIA | M-LPI RESORT HOLDINGS, LLC | Ownership | 100.000 | AMERICAN EQUITY INVESTMENT LIFE HOLDING COMPANY | NO | |
| | | | 85-4289437 | | | | AE CAPITAL, LLC | IA | NIA | AMERICAN EQUITY INVESTMENT LIFE HOLDING COMPANY | Ownership | 100.000 | AMERICAN EQUITY INVESTMENT LIFE HOLDING COMPANY | NO | |
| | | | 98-1640447 | | | | AEL RE BERMUDA LTD | BMU | IA | AMERICAN EQUITY INVESTMENT LIFE HOLDING COMPANY | Ownership | 100.000 | AMERICAN EQUITY INVESTMENT LIFE HOLDING COMPANY | NO | |
| | | | 42-6593040 | | | | AMERICAN EQUITY CAPITAL TRUST II | DE | NIA | AMERICAN EQUITY INVESTMENT LIFE HOLDING COMPANY | Ownership | 100.000 | AMERICAN EQUITY INVESTMENT LIFE HOLDING COMPANY | NO | |
| | | | 42-1461598 | | | | AMERICAN EQUITY INVESTMENT PROPERTIES, L.C. | IA | NIA | AMERICAN EQUITY INVESTMENT LIFE HOLDING COMPANY | Ownership | 100.000 | AMERICAN EQUITY INVESTMENT LIFE HOLDING COMPANY | NO | |
| | | | 86-1532673 | | | | HIGH TRESTLE INVESTMENT MANAGEMENT, LLC | IA | NIA | AMERICAN EQUITY INVESTMENT LIFE HOLDING COMPANY | Ownership | 100.000 | AMERICAN EQUITY INVESTMENT LIFE HOLDING COMPANY | NO | |
| | | | 88-3749240 | | | | NORTH WOLF BAY HOLDINGS, LLC | DE | NIA | AMERICAN EQUITY INVESTMENT LIFE HOLDING COMPANY | Ownership | 100.000 | AMERICAN EQUITY INVESTMENT LIFE HOLDING COMPANY | NO | |
| | | | 87-2713076 | | | | NC SECURITIES HOLDCO, LLC | NC | NIA | AMERICAN EQUITY INVESTMENT LIFE HOLDING COMPANY | Ownership | 100.000 | AMERICAN EQUITY INVESTMENT LIFE HOLDING COMPANY | NO | |
| | | | 88-3743138 | | | | AEL FINANCIAL SERVICES, LLC | NC | NIA | NC SECURITIES HOLDCO, LLC | Ownership | 100.000 | AMERICAN EQUITY INVESTMENT LIFE HOLDING COMPANY | NO | |

| Asterisk | Explanation |
|----------|-------------|
| | |

SUPPLEMENTAL EXHIBITS AND SCHEDULES INTERROGATORIES

The following supplemental reports are required to be filed as part of your statement filing. However, in the event that your company does not transact the type of business for which the special report must be filed, your response of NO to the specific interrogatory will be accepted in lieu of filing a "NONE" report and a bar code will be printed below. If the supplement is required of your company but is not being filed for whatever reason enter SEE EXPLANATION and provide an explanation following the interrogatory questions.

| | Response |
|--|----------|
| 1. Will the Trusteed Surplus Statement be filed with the state of domicile and the NAIC with this statement? | NO |
| 2. Will the Medicare Part D Coverage Supplement be filed with the state of domicile and the NAIC with this statement? | NO |
| 3. Will the Reasonableness of Assumptions Certification required by Actuarial Guideline XXXV be filed with the state of domicile and electronically with the NAIC? | NO |
| 4. Will the Reasonableness and Consistency of Assumptions Certification required by Actuarial Guideline XXXV be filed with the state of domicile and electronically with the NAIC? | YES |
| 5. Will the Reasonableness of Assumptions Certification for Implied Guaranteed Rate Method required by Actuarial Guideline XXXVI be filed with the state of domicile and electronically with the NAIC? | NO |
| 6. Will the Reasonableness and Consistency of Assumptions Certification required by Actuarial Guideline XXXVI (Updated Average Market Value) be filed with the state of domicile and electronically with the NAIC? | NO |
| 7. Will the Reasonableness and Consistency of Assumptions Certification required by Actuarial Guideline XXXVI (Updated Market Value) be filed with the state of domicile and electronically with the NAIC? | NO |
| 8. Will the Life PBR Statement of Exemption be filed with the state of domicile by July 1st and electronically with the NAIC with the second quarterly filing per the Valuation Manual (by August 15)? (2nd Quarter Only) The response for 1st and 3rd quarters should be N/A. A NO response resulting with a bar code is only appropriate in the 2nd quarter. In the case of an ongoing statement of exemption, enter "SEE EXPLANATION" and provide as an explanation that the company is utilizing an ongoing statement of exemption. | N/A |

AUGUST FILING


| | |
|--|-----|
| 9. Will the regulator-only (non-public) Communication of Internal Control Related Matters Noted in Audit be filed with the state of domicile and electronically with the NAIC (as a regulator-only non-public document) by August 1? The response for 1st and 3rd quarters should be N/A. A NO response resulting with a bar code is only appropriate in the 2nd quarter. | N/A |
|--|-----|

Explanation:

1. Not required to be filed by the Company
2. Not required to be filed by the Company
3. Not required to be filed by the Company
5. Not required to be filed by the Company
6. Not required to be filed by the Company
7. Not required to be filed by the Company

Bar Code:

1. Trusteed Surplus Statement [Document Identifier 490]
2. Medicare Part D Coverage Supplement [Document Identifier 365]
3. Reasonableness of Assumptions Certification required by Actuarial Guideline XXXV [Document Identifier 445]
5. Reasonableness of Assumptions Certification for Implied Guaranteed Rate Method required by Actuarial Guideline XXXVI [Document Identifier 447]
6. Reasonableness and Consistency of Assumptions Certification required by Actuarial Guideline XXXVI [Document Identifier 448]
7. Reasonableness and Consistency of Assumptions Certification required by Actuarial Guideline XXXVI (Updated Market Value) [Document Identifier 449]



NONE

STATEMENT AS OF SEPTEMBER 30, 2023 OF THE EAGLE LIFE INSURANCE COMPANY

SCHEDULE A - VERIFICATION

Real Estate

| | 1 Year to Date | 2 Prior Year Ended December 31 |
|--|-------------------|--------------------------------------|
| 1. Book/adjusted carrying value, December 31 of prior year | | |
| 2. Cost of acquired: | | |
| 2.1 Actual cost at time of acquisition | | |
| 2.2 Additional investment made after acquisition | | |
| 3. Current year change in encumbrances | | |
| 4. Total gain (loss) on disposals | | |
| 5. Deduct amounts received on disposals | | |
| 6. Total foreign exchange change in book/adjusted carrying value | | |
| 7. Deduct current year's other than temporary impairment recognized | | |
| 8. Deduct current year's depreciation | | |
| 9. Book/adjusted carrying value at the end of current period (Lines 1+2+3+4-5+6-7-8) | | |
| 10. Deduct total nonadmitted amounts | | |
| 11. Statement value at end of current period (Line 9 minus Line 10) | | |

NONE

SCHEDULE B - VERIFICATION

Mortgage Loans

| | 1 Year to Date | 2 Prior Year Ended December 31 |
|---|-------------------|--------------------------------------|
| 1. Book value/recorded investment excluding accrued interest, December 31 of prior year | 532,026,598 | 379,445,827 |
| 2. Cost of acquired: | | |
| 2.1 Actual cost at time of acquisition | 300,926,140 | 313,066,749 |
| 2.2 Additional investment made after acquisition | 44,040,505 | 19,296,893 |
| 3. Capitalized deferred interest and other | | 40,450 |
| 4. Accrual of discount | 757 | 11,103 |
| 5. Unrealized valuation increase (decrease) | (1,009,219) | (257,043) |
| 6. Total gain (loss) on disposals | (94,032) | (712,547) |
| 7. Deduct amounts received on disposals | 127,613,202 | 178,646,575 |
| 8. Deduct amortization of premium and mortgage interest points and commitment fees | 146,145 | 218,259 |
| 9. Total foreign exchange change in book value/recorded investment excluding accrued interest | | |
| 10. Deduct current year's other than temporary impairment recognized | | |
| 11. Book value/recorded investment excluding accrued interest at end of current period (Lines 1+2+3+4+5+6-7-8+9-10) | 748,131,402 | 532,026,598 |
| 12. Total valuation allowance | | |
| 13. Subtotal (Line 11 plus Line 12) | 748,131,402 | 532,026,598 |
| 14. Deduct total nonadmitted amounts | | |
| 15. Statement value at end of current period (Line 13 minus Line 14) | 748,131,402 | 532,026,598 |

SCHEDULE BA - VERIFICATION

Other Long-Term Invested Assets

| | 1 Year to Date | 2 Prior Year Ended December 31 |
|--|-------------------|--------------------------------------|
| 1. Book/adjusted carrying value, December 31 of prior year | 28,152,109 | 1,166,461 |
| 2. Cost of acquired: | | |
| 2.1 Actual cost at time of acquisition | 7,140,393 | 16,150,332 |
| 2.2 Additional investment made after acquisition | 558,287 | 11,261,218 |
| 3. Capitalized deferred interest and other | | |
| 4. Accrual of discount | 54,723 | 11,120 |
| 5. Unrealized valuation increase (decrease) | (13,066,968) | (434,979) |
| 6. Total gain (loss) on disposals | | |
| 7. Deduct amounts received on disposals | 67,319 | |
| 8. Deduct amortization of premium and depreciation | 1,589 | 2,043 |
| 9. Total foreign exchange change in book/adjusted carrying value | | |
| 10. Deduct current year's other than temporary impairment recognized | | |
| 11. Book/adjusted carrying value at end of current period (Lines 1+2+3+4+5+6-7-8+9-10) | 22,769,636 | 28,152,109 |
| 12. Deduct total nonadmitted amounts | | |
| 13. Statement value at end of current period (Line 11 minus Line 12) | 22,769,636 | 28,152,109 |

SCHEDULE D - VERIFICATION

Bonds and Stocks

| | 1 Year to Date | 2 Prior Year Ended December 31 |
|---|-------------------|--------------------------------------|
| 1. Book/adjusted carrying value of bonds and stocks, December 31 of prior year | 2,569,168,840 | 1,753,881,063 |
| 2. Cost of bonds and stocks acquired | 221,217,020 | 1,053,303,862 |
| 3. Accrual of discount | 2,048,006 | 2,867,618 |
| 4. Unrealized valuation increase (decrease) | (72,256) | 40,803 |
| 5. Total gain (loss) on disposals | (8,130,004) | (1,739,980) |
| 6. Deduct consideration for bonds and stocks disposed of | 538,113,807 | 235,082,741 |
| 7. Deduct amortization of premium | 3,584,569 | 4,286,171 |
| 8. Total foreign exchange change in book/adjusted carrying value | | |
| 9. Deduct current year's other than temporary impairment recognized | | 62,065 |
| 10. Total investment income recognized as a result of prepayment penalties and/or acceleration fees | 26,460 | 246,451 |
| 11. Book/adjusted carrying value at end of current period (Lines 1+2+3+4+5-6-7+8-9+10) | 2,242,559,690 | 2,569,168,840 |
| 12. Deduct total nonadmitted amounts | | |
| 13. Statement value at end of current period (Line 11 minus Line 12) | 2,242,559,690 | 2,569,168,840 |

STATEMENT AS OF SEPTEMBER 30, 2023 OF THE EAGLE LIFE INSURANCE COMPANY

SCHEDULE D - PART 1B

Showing the Acquisitions, Dispositions and Non-Trading Activity
During the Current Quarter for all Bonds and Preferred Stock by NAIC Designation

| NAIC Designation | 1 Book/Adjusted Carrying Value Beginning of Current Quarter | 2 Acquisitions During Current Quarter | 3 Dispositions During Current Quarter | 4 Non-Trading Activity During Current Quarter | 5 Book/Adjusted Carrying Value End of First Quarter | 6 Book/Adjusted Carrying Value End of Second Quarter | 7 Book/Adjusted Carrying Value End of Third Quarter | 8 Book/Adjusted Carrying Value December 31 Prior Year |
|-------------------------------------|---|--|--|--|---|--|---|---|
| BONDS | | | | | | | | |
| 1. NAIC 1 (a) | 1,995,149,743 | 4,398,179,326 | 4,252,504,076 | 17,695,388 | 1,846,674,525 | 1,995,149,743 | 2,158,520,381 | 1,771,409,851 |
| 2. NAIC 2 (a) | 802,627,739 | 183,857,453 | 208,061,751 | (8,913,084) | 855,708,187 | 802,627,739 | 769,510,357 | 813,024,065 |
| 3. NAIC 3 (a) | 16,734,201 | | 145,883 | (5,776,751) | 16,736,255 | 16,734,201 | 10,811,567 | 17,346,105 |
| 4. NAIC 4 (a) | 966,052 | | | 1,625 | 964,434 | 966,052 | 967,677 | 962,845 |
| 5. NAIC 5 (a) | | | | 4,000,000 | | | 4,000,000 | 4,000,000 |
| 6. NAIC 6 (a) | | | | | | | | |
| 7. Total Bonds | 2,815,477,735 | 4,582,036,779 | 4,460,711,710 | 7,007,178 | 2,720,083,401 | 2,815,477,735 | 2,943,809,982 | 2,606,742,866 |
| PREFERRED STOCK | | | | | | | | |
| 8. NAIC 1 | | | | | | | | |
| 9. NAIC 2 | | | | | | | | |
| 10. NAIC 3 | | | | | | | | |
| 11. NAIC 4 | | | | | | | | |
| 12. NAIC 5 | | | | | | | | |
| 13. NAIC 6 | | | | | | | | |
| 14. Total Preferred Stock | | | | | | | | |
| 15. Total Bonds and Preferred Stock | 2,815,477,735 | 4,582,036,779 | 4,460,711,710 | 7,007,178 | 2,720,083,401 | 2,815,477,735 | 2,943,809,982 | 2,606,742,866 |

(a) Book/Adjusted Carrying Value column for the end of the current reporting period includes the following amount of short-term and cash equivalent bonds by NAIC designation:

NAIC 1 \$ 633,334,861 ; NAIC 2 \$ 67,915,436 ; NAIC 3 \$; NAIC 4 \$; NAIC 5 \$; NAIC 6 \$

S102

Schedule DA - Part 1 - Short-Term Investments

N O N E

Schedule DA - Verification - Short-Term Investments

N O N E

STATEMENT AS OF SEPTEMBER 30, 2023 OF THE EAGLE LIFE INSURANCE COMPANY

SCHEDULE DB - PART A - VERIFICATION

Options, Caps, Floors, Collars, Swaps and Forwards

| | |
|---|--------------|
| 1. Book/Adjusted Carrying Value, December 31, prior year (Line 10, prior year) | 33,030,903 |
| 2. Cost Paid/(Consideration Received) on additions | 70,091,837 |
| 3. Unrealized Valuation increase/(decrease) | |
| 4. SSAP No. 108 adjustments | |
| 5. Total gain (loss) on termination recognized | 25,293,403 |
| 6. Considerations received/(paid) on terminations | 25,293,403 |
| 7. Amortization | (54,593,688) |
| 8. Adjustment to the Book/Adjusted Carrying Value of hedged item | |
| 9. Total foreign exchange change in Book/Adjusted Carrying Value | |
| 10. Book/Adjusted Carrying Value at End of Current Period (Lines 1+2+3+4+5-6+7+8+9) | 48,529,052 |
| 11. Deduct nonadmitted assets | |
| 12. Statement value at end of current period (Line 10 minus Line 11) | 48,529,052 |

SCHEDULE DB - PART B - VERIFICATION

Futures Contracts

| | |
|---|--|
| 1. Book/Adjusted carrying value, December 31 of prior year (Line 6, prior year)..... | |
| 2. Cumulative cash change (Section 1, Broker Name/Net Cash Deposits Footnote - Cumulative Cash Change column) | |
| 3.1 Add: | |
| Change in variation margin on open contracts - Highly Effective Hedges | |
| 3.11 Section 1, Column 15, current year to date minus | |
| 3.12 Section 1, Column 15, prior year | |
| Change in variation margin on open contracts - All Other | |
| 3.13 Section 1, Column 18, current year to date minus | |
| 3.14 Section 1, Column 18, prior year | |
| 3.2 Add: | |
| Change in adjustment to basis of hedged item | |
| 3.21 Section 1, Column 17, current year to date minus | |
| 3.22 Section 1, Column 17, prior year | |
| Change in amount recognized | |
| 3.23 Section 1, Column 19, current year to date minus | |
| 3.24 Section 1, Column 19, prior year plus | |
| 3.25 SSAP No. 108 adjustments | |
| 3.3 Subtotal (Line 3.1 minus Line 3.2) | |
| 4.1 Cumulative variation margin on terminated contracts during the year | |
| 4.2 Less: | |
| 4.21 Amount used to adjust basis of hedged item | |
| 4.22 Amount recognized | |
| 4.23 SSAP No. 108 adjustments | |
| 4.3 Subtotal (Line 4.1 minus Line 4.2) | |
| 5. Dispositions gains (losses) on contracts terminated in prior year: | |
| 5.1 Total gain (loss) recognized for terminations in prior year | |
| 5.2 Total gain (loss) adjusted into the hedged item(s) for terminations in prior year | |
| 6. Book/Adjusted carrying value at end of current period (Lines 1+2+3.3-4.3-5.1-5.2) | |
| 7. Deduct total nonadmitted amounts | |
| 8. Statement value at end of current period (Line 6 minus Line 7) | |

NONE

Schedule DB - Part C - Section 1 - Replication (Synthetic Asset) Transactions (RSATs) Open

N O N E

Schedule DB-Part C-Section 2-Reconciliation of Replication (Synthetic Asset) Transactions Open

N O N E

STATEMENT AS OF SEPTEMBER 30, 2023 OF THE EAGLE LIFE INSURANCE COMPANY

SCHEDULE DB - VERIFICATION

Verification of Book/Adjusted Carrying Value, Fair Value and Potential Exposure of all Open Derivative Contracts

| | | Book/Adjusted Carrying Value Check |
|-----|---|------------------------------------|
| 1. | Part A, Section 1, Column 14..... | 48,529,051 |
| 2. | Part B, Section 1, Column 15 plus Part B, Section 1 Footnote - Total Ending Cash Balance..... | |
| 3. | Total (Line 1 plus Line 2) | 48,529,051 |
| 4. | Part D, Section 1, Column 6 | 48,529,051 |
| 5. | Part D, Section 1, Column 7 | |
| 6. | Total (Line 3 minus Line 4 minus Line 5) | |
| | | Fair Value Check |
| 7. | Part A, Section 1, Column 16 | 76,727,231 |
| 8. | Part B, Section 1, Column 13 | |
| 9. | Total (Line 7 plus Line 8) | 76,727,231 |
| 10. | Part D, Section 1, Column 9 | 76,727,231 |
| 11. | Part D, Section 1, Column 10 | |
| 12. | Total (Line 9 minus Line 10 minus Line 11) | |
| | | Potential Exposure Check |
| 13. | Part A, Section 1, Column 21 | |
| 14. | Part B, Section 1, Column 20 | |
| 15. | Part D, Section 1, Column 12 | |
| 16. | Total (Line 13 plus Line 14 minus Line 15) | |

STATEMENT AS OF SEPTEMBER 30, 2023 OF THE EAGLE LIFE INSURANCE COMPANY

SCHEDULE E - PART 2 - VERIFICATION

(Cash Equivalents)

| | 1 | 2 |
|---|----------------|---------------------------------|
| | Year To Date | Prior Year Ended December 31 |
| 1. Book/adjusted carrying value, December 31 of prior year | 71,447,367 | 860,597,078 |
| 2. Cost of cash equivalents acquired | 10,852,318,191 | 6,354,881,545 |
| 3. Accrual of discount | 11,402,514 | 1,168,752 |
| 4. Unrealized valuation increase (decrease) | | |
| 5. Total gain (loss) on disposals | (1) | |
| 6. Deduct consideration received on disposals | 10,233,917,773 | 7,145,200,008 |
| 7. Deduct amortization of premium | | |
| 8. Total foreign exchange change in book/adjusted carrying value | | |
| 9. Deduct current year's other than temporary impairment recognized | | |
| 10. Book/adjusted carrying value at end of current period (Lines 1+2+3+4+5-6-7+8-9) | 701,250,298 | 71,447,367 |
| 11. Deduct total nonadmitted amounts | | |
| 12. Statement value at end of current period (Line 10 minus Line 11) | 701,250,298 | 71,447,367 |

Schedule A - Part 2 - Real Estate Acquired and Additions Made

N O N E

Schedule A - Part 3 - Real Estate Disposed

N O N E

STATEMENT AS OF SEPTEMBER 30, 2023 OF THE EAGLE LIFE INSURANCE COMPANY

SCHEDULE B - PART 2

Showing All Mortgage Loans ACQUIRED AND ADDITIONS MADE During the Current Quarter

| 1 Loan Number | 2 Location | | 3 State | 4 Loan Type | 5 Date Acquired | 6 Rate of Interest | 7 Actual Cost at Time of Acquisition | 8 Additional Investment Made After Acquisition | 9 Value of Land and Buildings |
|--|-------------------|--|------------|----------------|--------------------|-----------------------|---|---|----------------------------------|
| | City | | | | | | | | |
| A61125 | SEMINOLE | | TX | | 08/04/2023 | 8.380 | 4,000,000 | | 9,300,000 |
| 0199999. Mortgages in good standing - Farm Mortgages | | | | | | | 4,000,000 | | 9,300,000 |
| A150297 | PHILADELPHIA | | PA | | 03/14/2023 | 9.000 | | 66,800 | 410,000 |
| A170858 | BERKELEY TOWNSHIP | | NJ | | 03/31/2023 | 9.750 | | 624,312 | 6,759,000 |
| A200170 | PRINCE FREDERICK | | MD | | 05/15/2023 | 9.000 | | 55,000 | 380,000 |
| A200189 | BALTIMORE | | MD | | 08/14/2023 | 10.000 | 105,000 | | 140,000 |
| A210445 | HENRICO | | VA | | 04/20/2023 | 9.000 | | 50,000 | 6,885,000 |
| A210463 | LOCUST GROVE | | VA | | 05/19/2023 | 9.750 | | 177,250 | 480,000 |
| A210476 | GLOUCESTER | | VA | | 08/10/2023 | 9.750 | 308,131 | | 555,000 |
| A210480 | SUFFOLK | | VA | | 08/30/2023 | 9.500 | 216,250 | | 320,000 |
| A210485 | NORFOLK | | VA | | 08/30/2023 | 9.250 | 178,600 | | 350,000 |
| A240033 | HARPERS FERRY | | WV | | 05/19/2023 | 9.500 | | 7,500 | 330,000 |
| A240044 | GREAT CACAPON | | WV | | 08/31/2023 | 9.500 | 63,225 | | 240,000 |
| A240045 | GREAT CACAPON | | WV | | 08/31/2023 | 9.500 | 59,200 | | 200,000 |
| A270963 | SUPPLY | | NC | | 05/20/2022 | 10.000 | | 41,306 | 310,000 |
| A271450 | RALEIGH | | NC | | 12/20/2022 | 9.000 | | 54,764 | 1,000,000 |
| A271452 | RALEIGH | | NC | | 12/21/2022 | 9.000 | | 82,804 | 1,000,000 |
| A271454 | RALEIGH | | NC | | 12/30/2022 | 9.500 | | 4,679 | 1,000,000 |
| A271456 | RALEIGH | | NC | | 12/20/2022 | 9.000 | | 101,164 | 1,000,000 |
| A271457 | RALEIGH | | NC | | 12/21/2022 | 9.000 | | 23,802 | 1,000,000 |
| A271459 | RALEIGH | | NC | | 12/22/2022 | 9.000 | | 6,100 | 1,000,000 |
| A271461 | RALEIGH | | NC | | 12/22/2022 | 9.000 | | 23,775 | 1,000,000 |
| A271516 | HICKORY | | NC | | 01/24/2023 | 9.500 | | 126,800 | 1,000,000 |
| A271638 | HIGH POINT | | NC | | 05/23/2023 | 9.250 | | 53,206 | 230,000 |
| A271641 | CHARLOTTE | | NC | | 05/19/2023 | 9.750 | | 41,500 | 325,000 |
| A271649 | HOLLY SPRINGS | | NC | | 05/22/2023 | 9.000 | | 52,964 | 640,000 |
| A271652 | GASTONIA | | NC | | 05/23/2023 | 9.750 | | 53,500 | 280,000 |
| A271653 | GASTONIA | | NC | | 05/23/2023 | 9.750 | | 53,500 | 290,000 |
| A271660 | CHARLOTTE | | NC | | 05/25/2023 | 9.750 | | 80,500 | 350,000 |
| A271670 | CONOVER | | NC | | 05/17/2023 | 9.750 | | 80,250 | 235,000 |
| A271737 | CHARLOTTE | | NC | | 08/11/2023 | 9.500 | 300,000 | | 400,000 |
| A271738 | HOLLY SPRINGS | | NC | | 08/01/2023 | 9.000 | 224,000 | | 320,000 |
| A271755 | BURLINGTON | | NC | | 08/14/2023 | 9.000 | 84,915 | | 190,000 |
| A271756 | SANFORD | | NC | | 08/24/2023 | 9.000 | 74,375 | | 175,000 |
| A271762 | DURHAM | | NC | | 08/25/2023 | 9.000 | 272,000 | | 410,000 |
| A271764 | ZEBULON | | NC | | 08/28/2023 | 9.000 | 123,250 | | 230,000 |
| A271765 | GARNER | | NC | | 08/30/2023 | 9.000 | 157,250 | | 320,000 |
| A290171 | ROCK HILL | | SC | | 03/24/2023 | 9.750 | | 34,000 | 260,000 |
| A290182 | ROCK HILL | | SC | | 08/08/2023 | 9.750 | 28,846 | | 355,000 |
| A303660 | MARIETTA | | GA | | 08/17/2023 | 9.750 | 255,000 | | 415,000 |
| A321023 | PINELLAS PARK | | FL | | 01/21/2022 | 9.500 | | 41,492 | 850,000 |
| A321080 | ST PETE BEACH | | FL | | 11/23/2021 | 10.700 | 20,500 | | 1,450,000 |
| A321377 | MIAMI BEACH | | FL | | 02/06/2023 | 9.250 | | 427,108 | 4,750,000 |
| A321530 | FORT MYERS | | FL | | 01/09/2023 | 9.000 | | 55,000 | 250,000 |
| A321597 | JENSEN BEACH | | FL | | 03/31/2023 | 10.000 | | 830,504 | 24,260,000 |
| A321664 | HUDSON | | FL | | 05/19/2023 | 9.000 | | 64,850 | 455,000 |
| A321669 | LARGO | | FL | | 05/18/2023 | 9.000 | | 28,000 | 585,000 |
| A321673 | NORTH PORT | | FL | | 05/31/2023 | 10.000 | | 50,000 | 460,000 |
| A321717 | SPRING HILL | | FL | | 08/10/2023 | 9.500 | 144,000 | | 270,000 |
| A321718 | NEW PORT RICHEY | | FL | | 08/18/2023 | 9.500 | 78,750 | | 160,000 |
| A321720 | LUTZ | | FL | | 08/11/2023 | 9.500 | 261,000 | | 395,000 |
| A321723 | WEST PALM BEACH | | FL | | 08/31/2023 | 10.000 | 112,233 | | 265,000 |
| A321727 | SPRING HILL | | FL | | 08/22/2023 | 9.500 | 279,000 | | 450,000 |
| A370435 | KNOXVILLE | | TN | | 08/28/2023 | 9.750 | 124,640 | | 265,000 |
| A500079 | DES MOINES | | IA | | 08/30/2023 | 10.000 | 165,000 | | 220,000 |

E02

STATEMENT AS OF SEPTEMBER 30, 2023 OF THE EAGLE LIFE INSURANCE COMPANY

SCHEDULE B - PART 2

Showing All Mortgage Loans ACQUIRED AND ADDITIONS MADE During the Current Quarter

| 1 Loan Number | 2 Location | | 4 Loan Type | 5 Date Acquired | 6 Rate of Interest | 7 Actual Cost at Time of Acquisition | 8 Additional Investment Made After Acquisition | 9 Value of Land and Buildings |
|------------------|----------------|------------|----------------|--------------------|-----------------------|---|---|----------------------------------|
| | City | 3 State | | | | | | |
| A630603 | ST. LOUIS | MO | | 05/22/2023 | 10.250 | | 10,850 | 300,000 |
| A630608 | BELTON | MO | | 05/15/2023 | 9.000 | | 73,300 | 245,000 |
| A630637 | SAINT LOUIS | MO | | 08/17/2023 | 10.000 | 112,500 | | 150,000 |
| A630643 | SAINT CHARLES | MO | | 08/30/2023 | 10.250 | 217,500 | | 290,000 |
| A660139 | KANSAS CITY | KS | | 08/15/2023 | 9.250 | 144,450 | | 200,000 |
| A751098 | AUSTIN | TX | | 01/13/2023 | 9.750 | | 734,878 | 2,100,000 |
| A751113 | AUSTIN | TX | | 03/20/2023 | 10.000 | | 565,693 | 1,700,000 |
| A751118 | AUSTIN | TX | | 04/27/2023 | 10.000 | | 209,945 | 1,250,000 |
| A751119 | AUSTIN | TX | | 04/27/2023 | 10.000 | | 71,920 | 1,550,000 |
| A751120 | AUSTIN | TX | | 04/27/2023 | 10.000 | | 83,066 | 1,750,000 |
| A751121 | DALLAS | TX | | 04/27/2023 | 10.000 | | 22,726 | 1,650,000 |
| A751122 | AUSTIN | TX | | 04/27/2023 | 10.000 | | 224,064 | 2,075,000 |
| A751124 | AUSTIN | TX | | 04/27/2023 | 10.000 | | 97,904 | 1,850,000 |
| A751126 | DALLAS | TX | | 04/27/2023 | 10.000 | | 37,177 | 1,400,000 |
| A751128 | DALLAS | TX | | 04/27/2023 | 10.000 | | 27,874 | 1,700,000 |
| A751139 | DALLAS | TX | | 04/27/2023 | 10.000 | | 55,082 | 1,550,000 |
| A751141 | AUSTIN | TX | | 04/27/2023 | 10.000 | | 176,161 | 1,575,000 |
| A751143 | AUSTIN | TX | | 04/27/2023 | 10.000 | | 77,552 | 1,400,000 |
| A751144 | AUSTIN | TX | | 04/27/2023 | 10.000 | | 193,824 | 1,565,000 |
| A751146 | BELLAIRE | TX | | 04/27/2023 | 10.000 | | 44,137 | 1,550,000 |
| A751149 | HOUSTON | TX | | 04/27/2023 | 10.000 | | 123,525 | 1,850,000 |
| A751150 | BELLAIRE | TX | | 04/27/2023 | 10.000 | | 46,637 | 1,475,000 |
| A751158 | HOUSTON | TX | | 05/16/2023 | 9.750 | 91,718 | | 4,160,000 |
| A800154 | PEYTON | CO | | 01/31/2023 | 9.500 | | 11,993 | 1,100,000 |
| A800157 | PEYTON | CO | | 01/31/2023 | 9.500 | | 20,479 | 1,175,000 |
| A800161 | PEYTON | CO | | 01/31/2023 | 9.500 | | 44,319 | 1,100,000 |
| A800163 | PEYTON | CO | | 01/31/2023 | 10.750 | | 156,987 | 1,175,000 |
| A800168 | SUPERIOR | CO | | 04/27/2023 | 10.000 | | 70,380 | 1,180,000 |
| A800169 | LOUISVILLE | CO | | 04/27/2023 | 10.000 | | 36,698 | 1,350,000 |
| A800173 | SUPERIOR | CO | | 04/27/2023 | 10.000 | | 4,545 | 1,190,000 |
| A800175 | LOUISVILLE | CO | | 04/27/2023 | 10.000 | | 5,336 | 1,350,000 |
| A800177 | SUPERIOR | CO | | 04/27/2023 | 10.000 | | 10,550 | 1,180,000 |
| A800178 | LOUISVILLE | CO | | 04/27/2023 | 10.000 | | 6,186 | 1,350,000 |
| A850376 | SCOTTSDALE | AZ | | 11/09/2021 | 10.000 | | 163,322 | 1,500,000 |
| A880996 | LAS VEGAS | NV | | 04/07/2022 | 9.000 | | 12,214 | 450,000 |
| A881314 | HENDERSON | NV | | 05/24/2023 | 9.750 | | 333,487 | 8,100,000 |
| A881315 | HENDERSON | NV | | 05/31/2023 | 9.750 | | 406,688 | 10,000,000 |
| A881319 | LAS VEGAS | NV | | 05/17/2023 | 9.000 | | 18,000 | 625,000 |
| A881362 | LAS VEGAS | NV | | 08/09/2023 | 9.750 | 266,750 | | 550,000 |
| A918641 | WEST HOLLYWOOD | CA | | 11/24/2021 | 10.000 | | 132,711 | 5,300,000 |
| A918925 | LOS ANGELES | CA | | 11/23/2021 | 10.000 | | 495,163 | 4,500,000 |
| A918934 | SANTA MONICA | CA | | 11/16/2021 | 10.000 | | 563,873 | 3,750,000 |
| A918939 | LA JOLLA | CA | | 11/18/2021 | 11.700 | | 239,078 | 8,746,881 |
| A919016 | CAMPBELL | CA | | 11/18/2021 | 10.200 | | 104,000 | 1,850,000 |
| A919017 | CAMPBELL | CA | | 11/19/2021 | 10.200 | | 50,000 | 1,850,000 |
| A919019 | MALIBU | CA | | 11/22/2021 | 10.000 | | 55,408 | 3,250,000 |
| A919069 | SAN FRANCISCO | CA | | 11/30/2021 | 9.000 | | 147,000 | 2,750,000 |
| A919110 | LOS ANGELES | CA | | 12/08/2021 | 9.000 | | 625,143 | 5,700,000 |
| A919319 | CUPERTINO | CA | | 05/25/2023 | 10.000 | | 142,324 | 4,900,000 |
| A919514 | MENLO PARK | CA | | 05/18/2023 | 10.000 | | 314,320 | 4,900,000 |
| A919747 | CAMPBELL | CA | | 05/25/2023 | 10.000 | | 469,101 | 2,850,000 |
| A919827 | REDWOOD CITY | CA | | 05/25/2023 | 10.000 | | 335,698 | 3,700,000 |
| A919956 | REDWOOD CITY | CA | | 05/25/2023 | 10.000 | | 311,425 | 3,900,000 |
| A920300 | LOS ANGELES | CA | | 09/15/2022 | 8.500 | | 353,765 | 2,500,000 |
| A920455 | SAN JOSE | CA | | 05/25/2023 | 10.000 | | 282,213 | 2,700,000 |

STATEMENT AS OF SEPTEMBER 30, 2023 OF THE EAGLE LIFE INSURANCE COMPANY

SCHEDULE B - PART 2

Showing All Mortgage Loans ACQUIRED AND ADDITIONS MADE During the Current Quarter

| 1 Loan Number | 2 Location | | 4 Loan Type | 5 Date Acquired | 6 Rate of Interest | 7 Actual Cost at Time of Acquisition | 8 Additional Investment Made After Acquisition | 9 Value of Land and Buildings |
|------------------|----------------|------------|----------------|--------------------|-----------------------|---|---|----------------------------------|
| | City | 3 State | | | | | | |
| A920527 | LOS ANGELES | CA | | 09/30/2022 | 8.500 | | 68,750 | 2,000,000 |
| A920691 | WEST HOLLYWOOD | CA | | 12/27/2022 | 9.750 | | 30,095 | 9,325,000 |
| A920858 | SAN MATEO | CA | | 09/16/2022 | 8.500 | | 595,377 | 3,500,000 |
| A921087 | NEWPORT BEACH | CA | | 12/27/2022 | 9.000 | | 162,549 | 6,000,000 |
| A921135 | SANTA MONICA | CA | | 05/30/2023 | 9.750 | | 1,457,939 | 15,000,000 |
| A921152 | ANZA | CA | | 12/01/2022 | 8.500 | | 11,000 | 340,000 |
| A921183 | PASADENA | CA | | 01/17/2023 | 9.500 | | 445,452 | 7,700,001 |
| A921198 | LOS ANGELES | CA | | 01/18/2023 | 9.250 | | 436,928 | 3,500,000 |
| A921201 | LOS ANGELES | CA | | 01/05/2023 | 9.000 | | 412,137 | 2,725,000 |
| A921243 | LOS ANGELES | CA | | 01/09/2023 | 9.000 | | 174,465 | 2,100,000 |
| A921247 | VALLEY VILLAGE | CA | | 02/07/2023 | 10.000 | | 160,000 | 3,200,000 |
| A921297 | LOS ANGELES | CA | | 03/31/2023 | 9.750 | | 213,500 | 3,250,000 |
| A921311 | LOS ANGELES | CA | | 02/03/2023 | 9.750 | | 347,283 | 3,000,000 |
| A921314 | LOS ANGELES | CA | | 02/01/2023 | 10.000 | | 60,544 | 3,400,000 |
| A921321 | HEMET | CA | | 03/01/2023 | 9.000 | | 18,500 | 230,000 |
| A921343 | GLENDORA | CA | | 03/06/2023 | 9.500 | | 38,500 | 1,100,000 |
| A921348 | MCKINLEYVILLE | CA | | 02/21/2023 | 9.000 | | 8,320 | 560,000 |
| A921382 | LOS ANGELES | CA | | 02/27/2023 | 10.250 | | 96,021 | 5,500,000 |
| A921394 | BEVERLY HILLS | CA | | 03/27/2023 | 10.500 | | 648,199 | 13,500,001 |
| A921396 | WOODLAND HILLS | CA | | 04/20/2023 | 9.500 | | 31,461 | 2,950,000 |
| A921405 | LOS ANGELES | CA | | 08/21/2023 | 9.750 | 828,543 | | 3,000,000 |
| A921448 | CULVER CITY | CA | | 05/16/2023 | 9.500 | | 29,093 | 3,800,001 |
| A921449 | HEMET | CA | | 04/03/2023 | 9.000 | | 47,500 | 355,000 |
| A921462 | SOUTH PASADENA | CA | | 03/22/2023 | 9.750 | | 80,900 | 1,750,000 |
| A921466 | LOS ANGELES | CA | | 03/23/2023 | 9.500 | | 253,259 | 2,600,000 |
| A921467 | LOS ANGELES | CA | | 03/31/2023 | 9.750 | | 186,266 | 1,750,000 |
| A921472 | ENCINO | CA | | 03/31/2023 | 10.250 | | 286,840 | 5,250,000 |
| A921473 | SANTA ROSA | CA | | 04/27/2023 | 10.250 | | 356,239 | 1,600,000 |
| A921477 | PALO ALTO | CA | | 04/28/2023 | 9.500 | | 554,813 | 16,500,000 |
| A921483 | SACRAMENTO | CA | | 03/23/2023 | 9.000 | | 31,761 | 800,000 |
| A921489 | LOS ANGELES | CA | | 03/20/2023 | 10.000 | | 535,000 | 2,750,000 |
| A921496 | BURBANK | CA | | 04/20/2023 | 10.500 | | 139,000 | 2,000,000 |
| A921506 | SANTA CLARA | CA | | 05/24/2023 | 9.000 | | 97,350 | 2,250,000 |
| A921523 | INGLEWOOD | CA | | 05/25/2023 | 9.750 | | 424,450 | 3,770,000 |
| A921532 | PASADENA | CA | | 04/07/2023 | 9.750 | | 102,246 | 1,275,000 |
| A921550 | ESCONDIDO | CA | | 04/05/2023 | 9.000 | | 30,950 | 850,000 |
| A921581 | LOS ANGELES | CA | | 04/17/2023 | 9.750 | | 41,175 | 725,000 |
| A921595 | LOS ALTOS | CA | | 04/19/2023 | 9.250 | | 94,393 | 6,500,000 |
| A921608 | MILL VALLEY | CA | | 05/17/2023 | 9.750 | | 127,500 | 3,000,000 |
| A921627 | EL SEGUNDO | CA | | 05/17/2023 | 10.250 | | 119,709 | 2,600,000 |
| A921632 | SAN JACINTO | CA | | 04/26/2023 | 9.500 | | 28,500 | 325,000 |
| A921660 | LOS ANGELES | CA | | 05/23/2023 | 9.500 | | 371,531 | 2,700,000 |
| A921666 | POWAY | CA | | 04/27/2023 | 9.000 | | 88,073 | 915,000 |
| A921667 | SAN DIEGO | CA | | 05/16/2023 | 9.000 | | 107,500 | 975,000 |
| A921695 | SAN DIEGO | CA | | 05/23/2023 | 10.000 | | 87,500 | 1,050,000 |
| A921706 | OCEANSIDE | CA | | 05/22/2023 | 9.000 | | 93,000 | 920,000 |
| A921728 | SACRAMENTO | CA | | 05/19/2023 | 9.000 | | 84,294 | 1,275,000 |
| A921732 | OJAI | CA | | 05/31/2023 | 9.500 | | 41,290 | 3,500,000 |
| A921736 | VISTA | CA | | 05/23/2023 | 9.000 | | 106,000 | 760,000 |
| A921737 | WALNUT CREEK | CA | | 05/25/2023 | 10.000 | | 162,417 | 2,900,000 |
| A921739 | SAN MATEO | CA | | 05/23/2023 | 9.000 | | 269,919 | 2,850,000 |
| A921742 | CAMERON PARK | CA | | 08/09/2023 | 10.250 | 1,139,396 | | 7,355,001 |
| A921753 | SACRAMENTO | CA | | 05/25/2023 | 9.250 | | 65,000 | 400,000 |
| A921755 | LOS ANGELES | CA | | 05/31/2023 | 9.500 | | 87,314 | 1,550,000 |
| A921756 | SOLANA BEACH | CA | | 05/19/2023 | 9.000 | | 31,500 | 2,300,000 |

E02.2

STATEMENT AS OF SEPTEMBER 30, 2023 OF THE EAGLE LIFE INSURANCE COMPANY

SCHEDULE B - PART 2

Showing All Mortgage Loans ACQUIRED AND ADDITIONS MADE During the Current Quarter

| 1 Loan Number | 2 Location | | 4 Loan Type | 5 Date Acquired | 6 Rate of Interest | 7 Actual Cost at Time of Acquisition | 8 Additional Investment Made After Acquisition | 9 Value of Land and Buildings |
|--|-----------------|------------|----------------|--------------------|-----------------------|---|---|----------------------------------|
| | City | 3 State | | | | | | |
| A921773 | WEST HOLLYWOOD | CA | | 05/24/2023 | 9.500 | | 440,000 | 7,317,399 |
| A921902 | LOS ANGELES | CA | | 08/03/2023 | 9.250 | 1,214,439 | | 2,850,000 |
| A921919 | MOUNTAIN VIEW | CA | | 08/10/2023 | 10.250 | 4,117,518 | | 16,600,000 |
| A921922 | LANCASTER | CA | | 08/02/2023 | 9.380 | 300,840 | | 435,000 |
| A921931 | MOORPARK | CA | | 08/16/2023 | 9.380 | 687,591 | | 950,000 |
| A921942 | VISALIA | CA | | 08/17/2023 | 9.630 | 193,500 | | 325,000 |
| A921948 | CEDARPINES PARK | CA | | 08/09/2023 | 9.500 | 169,500 | | 325,000 |
| A921949 | LOS ANGELES | CA | | 08/22/2023 | 10.250 | 1,238,276 | | 5,200,000 |
| A921962 | RIMFOREST | CA | | 08/04/2023 | 9.500 | 140,075 | | 400,000 |
| A921969 | CAMPBELL | CA | | 08/16/2023 | 9.250 | 1,044,700 | | 2,000,000 |
| A921970 | SAN MATEO | CA | | 08/07/2023 | 9.250 | 1,454,265 | | 2,350,000 |
| A921989 | LOS ANGELES | CA | | 08/17/2023 | 10.000 | 967,500 | | 1,290,000 |
| A921993 | RUNNING SPRINGS | CA | | 08/01/2023 | 9.500 | 313,735 | | 475,000 |
| A921999 | SAN DIEGO | CA | | 08/04/2023 | 9.250 | 712,600 | | 1,150,000 |
| A922009 | NEWPORT BEACH | CA | | 08/18/2023 | 10.000 | 2,253,228 | | 6,430,000 |
| A922013 | LAGUNA NIGUEL | CA | | 08/08/2023 | 9.250 | 1,275,000 | | 1,700,000 |
| A922015 | ANAHEIM | CA | | 08/15/2023 | 9.250 | 760,000 | | 1,190,000 |
| A922022 | HIDDEN HILLS | CA | | 08/29/2023 | 10.250 | 276,897 | | 16,500,001 |
| A922023 | LOS ALTOS | CA | | 08/14/2023 | 10.750 | 2,649,886 | | 7,250,000 |
| A922034 | OAKLAND | CA | | 08/16/2023 | 9.500 | 315,000 | | 640,000 |
| A922036 | COSTA MESA | CA | | 08/28/2023 | 9.750 | 1,392,700 | | 2,250,000 |
| A922042 | LOS ANGELES | CA | | 08/14/2023 | 10.000 | 462,050 | | 725,000 |
| A922045 | OAKLAND | CA | | 08/08/2023 | 9.500 | 1,162,500 | | 1,550,000 |
| A922057 | VISTA | CA | | 08/25/2023 | 9.250 | 613,500 | | 1,050,000 |
| A922084 | INGLEWOOD | CA | | 08/29/2023 | 9.250 | 255,204 | | 390,000 |
| A922086 | SAN DIEGO | CA | | 08/25/2023 | 10.000 | 595,250 | | 890,000 |
| A922100 | FULLERTON | CA | | 08/24/2023 | 9.750 | 673,500 | | 1,200,000 |
| A922120 | RUNNING SPRINGS | CA | | 08/31/2023 | 9.500 | 233,835 | | 385,000 |
| A922125 | SUNNYVALE | CA | | 08/31/2023 | 9.250 | 1,156,500 | | 2,700,000 |
| A980229 | SEATTLE | WA | | 05/26/2022 | 7.500 | | 408,604 | 2,450,000 |
| A980276 | KIRKLAND | WA | | 12/22/2022 | 9.500 | | 543,246 | 3,000,000 |
| A980284 | SEATTLE | WA | | 01/24/2023 | 9.000 | | 57,250 | 1,250,000 |
| A980304 | KIRKLAND | WA | | 05/23/2023 | 9.750 | | 120,144 | 3,000,000 |
| A980317 | BELLEVUE | WA | | 08/15/2023 | 10.750 | 1,466,588 | | 5,250,000 |
| A980318 | SEATTLE | WA | | 08/22/2023 | 9.500 | 585,000 | | 1,500,000 |
| 0299999. Mortgages in good standing - Residential mortgages-insured or guaranteed | | | | | | 35,096,699 | 24,360,199 | 480,473,285 |
| NC00010 | TAMPA | FL | | 11/09/2022 | 9.280 | | 312,436 | 9,594,000 |
| NC00011 | ST JOHNS | FL | | 03/10/2023 | 9.280 | | 1,060,246 | 10,469,000 |
| NC00013 | LAKE WORTH | FL | | 08/07/2023 | 10.080 | | | 81,750,000 |
| NP00003 | TEMPLE | TX | | 12/21/2022 | 8.830 | 547,060 | 382,667 | 13,637,500 |
| 0499999. Mortgages in good standing - Commercial mortgages-insured or guaranteed | | | | | | 547,060 | 1,755,349 | 115,450,500 |
| 0899999. Total Mortgages in good standing | | | | | | 39,643,759 | 26,115,548 | 605,223,785 |
| 1699999. Total - Restructured Mortgages | | | | | | | | |
| 2499999. Total - Mortgages with overdue interest over 90 days | | | | | | | | |
| 3299999. Total - Mortgages in the process of foreclosure | | | | | | | | |
| 3399999 - Totals | | | | | | 39,643,759 | 26,115,548 | 605,223,785 |

E02.3

STATEMENT AS OF SEPTEMBER 30, 2023 OF THE EAGLE LIFE INSURANCE COMPANY

SCHEDULE B - PART 3

Showing All Mortgage Loans DISPOSED, Transferred or Repaid During the Current Quarter

| 1 Loan Number | 2 Location | | 4 Loan Type | 5 Date Acquired | 6 Disposal Date | 7 Book Value/ Recorded Investment Excluding Accrued Interest Prior Year | 8 Change in Book Value/Recorded Investment | | | | | 14 Book Value/ Recorded Investment Excluding Accrued Interest on Disposal | 15 Consid- eration | 16 Foreign Exchange Gain (Loss) on Disposal | 17 Realized Gain (Loss) on Disposal | 18 Total Gain (Loss) on Disposal |
|------------------|------------------|------------|----------------|--------------------|--------------------|--|--|--|--|--|--|--|--------------------------|--|---|--|
| | 2 City | 3 State | | | | | 8 Unrealized Valuation Increase (Decrease) | 9 Current Year's (Amortization) /Accretion | 10 Current Year's Other- Than- Temporary Impairment Recognized | 11 Capitalized Deferred Interest and Other | 12 Total Change in Book Value (8+9-10+11) | | | | | |
| A210314 | RICHMOND | VA | | 12/27/2021 | 08/21/2023 | 194,906 | | | | | | 194,906 | 194,906 | | | |
| A210462 | FALMOUTH | VA | | 05/16/2023 | 08/11/2023 | | | | | | | 141,300 | 141,300 | | | |
| A271484 | CHARLOTTE | NC | | 12/07/2022 | 08/04/2023 | | | | | | | 114,300 | 114,300 | | | |
| A271501 | RALEIGH | NC | | 03/02/2023 | 07/07/2023 | | | | | | | 229,500 | 229,500 | | | |
| A271564 | GARNER | NC | | 02/10/2023 | 08/28/2023 | | | | | | | 204,000 | 204,000 | | | |
| A271603 | CHARLOTTE | NC | | 03/30/2023 | 08/21/2023 | | | | | | | 356,250 | 356,250 | | | |
| A271610 | MIDDLESEX | NC | | 04/05/2023 | 07/11/2023 | | | | | | | 119,000 | 119,000 | | | |
| A271639 | GREENSBORO | NC | | 05/18/2023 | 08/29/2023 | | | | | | | 164,510 | 164,510 | | | |
| A290162 | ROCK HILL | SC | | 03/24/2023 | 07/14/2023 | | | | | | | 143,733 | 143,733 | | | |
| A303527 | AUBURN | GA | | 12/02/2022 | 07/18/2023 | | | | | | | 207,400 | 207,400 | | | |
| A303554 | COLLEGE PARK | GA | | 12/16/2022 | 08/25/2023 | | | | | | | 229,300 | 229,300 | | | |
| A303556 | STOCKBRIDGE | GA | | 01/12/2023 | 07/12/2023 | | | | | | | 125,375 | 125,375 | | | |
| A303581 | NEWMAN | GA | | 02/07/2023 | 07/13/2023 | | | | | | | 97,750 | 97,750 | | | |
| A303606 | HOLLY SPRINGS | GA | | 04/18/2023 | 08/14/2023 | | | | | | | 174,250 | 174,250 | | | |
| A303608 | WOODSTOCK | GA | | 04/10/2023 | 07/21/2023 | | | | | | | 200,600 | 200,600 | | | |
| A303640 | FRANKLIN | GA | | 05/19/2023 | 07/20/2023 | | | | | | | 73,100 | 73,100 | | | |
| A321474 | PORT SAINT LUCIE | FL | | 09/23/2022 | 08/21/2023 | 151,200 | | | | | | 151,200 | 151,200 | | | |
| A321495 | MIAMI BEACH | FL | | 12/06/2022 | 07/14/2023 | | | | | | | 1,330,000 | 1,330,000 | | | |
| A321555 | JACKSONVILLE | FL | | 12/28/2022 | 07/17/2023 | | | | | | | 148,000 | 148,000 | | | |
| A350230 | TRUSSVILLE | AL | | 04/22/2022 | 07/05/2023 | 375,000 | | | | | | 375,000 | 375,000 | | | |
| A460294 | NEW HAVEN | IN | | 02/09/2023 | 07/05/2023 | | | | | | | 85,850 | 85,850 | | | |
| A500049 | NEWTON | IA | | 04/07/2022 | 08/07/2023 | 52,470 | | | | | | 52,470 | 52,470 | | | |
| A630581 | KANSAS CITY | MO | | 01/18/2023 | 08/03/2023 | | | | | | | 205,275 | 205,275 | | | |
| A630597 | BLUE SPRINGS | MO | | 04/17/2023 | 07/03/2023 | | | | | | | 200,790 | 200,790 | | | |
| A630598 | KANSAS CITY | MO | | 04/18/2023 | 08/18/2023 | | | | | | | 147,000 | 147,000 | | | |
| A630608 | BELTON | MO | | 05/15/2023 | 07/27/2023 | | | | | | | 160,470 | 160,470 | | | |
| A730178 | OKLAHOMA CITY | OK | | 03/10/2023 | 08/21/2023 | | | | | | | 83,300 | 83,300 | | | |
| A730181 | OKLAHOMA CITY | OK | | 03/10/2023 | 08/21/2023 | | | | | | | 79,050 | 79,050 | | | |
| A850506 | KINGMAN | AZ | | 01/31/2023 | 07/21/2023 | | | | | | | 50,313 | 50,313 | | | |
| A870038 | ALBUQUERQUE | NM | | 05/18/2023 | 08/30/2023 | | | | | | | 206,125 | 206,125 | | | |
| A880977 | HENDERSON | NV | | 01/31/2022 | 08/09/2023 | 580,000 | | | | | | 580,000 | 580,000 | | | |
| A880996 | LAS VEGAS | NV | | 04/07/2022 | 07/21/2023 | 262,789 | | | | | | 332,500 | 332,500 | | | |
| A881050 | HENDERSON | NV | | 04/11/2022 | 07/27/2023 | 300,000 | | | | | | 300,000 | 300,000 | | | |
| A881223 | HENDERSON | NV | | 09/15/2022 | 08/08/2023 | 348,750 | | | | | | 348,750 | 348,750 | | | |
| A881281 | LAS VEGAS | NV | | 01/19/2023 | 08/09/2023 | | | | | | | 455,000 | 455,000 | | | |
| A881308 | LAS VEGAS | NV | | 04/07/2023 | 07/19/2023 | | | | | | | 402,500 | 402,500 | | | |
| A881325 | HENDERSON | NV | | 05/17/2023 | 07/05/2023 | | | | | | | 285,770 | 285,770 | | | |
| A919017 | CAMPBELL | CA | | 11/19/2021 | 08/18/2023 | 865,500 | | | | | | 915,500 | 915,500 | | | |
| A921348 | MCKINLEYVILLE | CA | | 02/21/2023 | 08/14/2023 | | | | | | | 383,914 | 383,914 | | | |
| A921388 | LOS ANGELES | CA | | 04/05/2023 | 07/25/2023 | | | | | | | 518,000 | 518,000 | | | |
| A921449 | HEMET | CA | | 04/03/2023 | 08/31/2023 | | | | | | | 248,500 | 248,500 | | | |
| A921495 | SAN BERNARDINO | CA | | 04/04/2023 | 07/21/2023 | | | | | | | 346,500 | 346,500 | | | |
| A921506 | SANTA CLARA | CA | | 05/24/2023 | 08/31/2023 | | | | | | | 1,197,975 | 1,197,975 | | | |
| A921517 | SAN BERNARDINO | CA | | 04/03/2023 | 07/21/2023 | | | | | | | 280,500 | 280,500 | | | |
| A921550 | ESCONDIDO | CA | | 04/05/2023 | 07/11/2023 | | | | | | | 618,300 | 618,300 | | | |
| A921567 | RUNNING SPRINGS | CA | | 04/19/2023 | 07/31/2023 | | | | | | | 238,000 | 238,000 | | | |
| A921593 | OAKLAND | CA | | 04/10/2023 | 07/06/2023 | | | | | | | 553,550 | 553,550 | | | |
| A921632 | SAN JACINTO | CA | | 04/26/2023 | 08/17/2023 | | | | | | | 241,600 | 241,600 | | | |
| A921650 | LEMON GROVE | CA | | 05/17/2023 | 08/15/2023 | | | | | | | 378,000 | 378,000 | | | |
| A921651 | SAN DIEGO | CA | | 05/17/2023 | 07/05/2023 | | | | | | | 469,000 | 469,000 | | | |
| A921666 | POWAY | CA | | 04/27/2023 | 08/03/2023 | | | | | | | 686,250 | 686,250 | | | |

E02.4

STATEMENT AS OF SEPTEMBER 30, 2023 OF THE EAGLE LIFE INSURANCE COMPANY

SCHEDULE B - PART 3

Showing All Mortgage Loans DISPOSED, Transferred or Repaid During the Current Quarter

| 1 Loan Number | 2 Location | | 4 Loan Type | 5 Date Acquired | 6 Disposal Date | 7 Book Value/ Recorded Investment Excluding Accrued Interest Prior Year | 8 Change in Book Value/Recorded Investment | | | | | 14 Book Value/ Recorded Investment Excluding Accrued Interest on Disposal | 15 Consid- eration | 16 Foreign Exchange Gain (Loss) on Disposal | 17 Realized Gain (Loss) on Disposal | 18 Total Gain (Loss) on Disposal |
|------------------|-----------------|------------|----------------|--------------------|--------------------|--|--|--|--|--|--|--|--------------------------|--|---|--|
| | 2 City | 3 State | | | | | 8 Unrealized Valuation Increase (Decrease) | 9 Current Year's (Amortization) /Accretion | 10 Current Year's Other- Than- Temporary Impairment Recognized | 11 Capitalized Deferred Interest and Other | 12 Total Change in Book Value (8+9-10+11) | | | | | |
| A921667 | SAN DIEGO | CA | | 05/16/2023 | 08/28/2023 | | | | | | | 731,250 | 731,250 | | | |
| A921706 | OCEANSIDE | CA | | 05/22/2023 | 08/25/2023 | | | | | | | 690,000 | 690,000 | | | |
| A921736 | VISTA | CA | | 05/23/2023 | 08/30/2023 | | | | | | | 563,400 | 563,400 | | | |
| A921753 | SACRAMENTO | CA | | 05/25/2023 | 08/28/2023 | | | | | | | 267,500 | 267,500 | | | |
| A921767 | PALMDALE | CA | | 05/30/2023 | 08/21/2023 | | | | | | | 375,000 | 375,000 | | | |
| A980178 | ANACORTES | WA | | 12/09/2021 | 07/26/2023 | 270,000 | | | | | | 270,000 | 270,000 | | | |
| A980267 | SEATTLE | WA | | 09/15/2022 | 07/31/2023 | 705,750 | | | | | | 937,250 | 937,250 | | | |
| A980284 | SEATTLE | WA | | 01/24/2023 | 07/31/2023 | | | | | | | 902,344 | 902,344 | | | |
| A980288 | SEATTLE | WA | | 03/02/2023 | 07/31/2023 | | | | | | | 696,000 | 348,000 | | | |
| P2009022941 | JACKSON HEIGHTS | NY | | 11/04/2021 | 07/31/2023 | 61,884 | | (130) | | | (130) | 15,038 | 15,038 | | (3,234) | (3,234) |
| P2009023021 | GLENOLDEN | PA | | 11/24/2021 | 08/31/2023 | 267,671 | | (280) | | | (280) | 248,005 | 248,005 | | (8,984) | (8,984) |
| P4230128151 | NAPLES | FL | | 03/03/2023 | 07/01/2023 | | | 43 | | | | 1,517,782 | 1,517,782 | | 20,714 | 20,714 |
| A170854 | EWING | NJ | | 01/13/2023 | 06/23/2023 | | | | | | | 252,800 | 252,800 | | | |
| A210322 | RICHMOND | VA | | 01/18/2022 | 06/05/2023 | 303,800 | | | | | | 528,550 | 528,550 | | | |
| A271400 | CHARLOTTE | NC | | 12/01/2022 | 06/20/2023 | | | | | | | 126,000 | 126,000 | | | |
| A271513 | HAMPSTEAD | NC | | 01/04/2023 | 06/21/2023 | | | | | | | 135,000 | 135,000 | | | |
| A271537 | GARNER | NC | | 01/25/2023 | 06/16/2023 | | | | | | | 149,600 | 149,600 | | | |
| A271539 | DURHAM | NC | | 03/23/2023 | 06/30/2023 | | | | | | | 153,000 | 153,000 | | | |
| A271558 | CHARLOTTE | NC | | 02/23/2023 | 06/05/2023 | | | | | | | 187,000 | 187,000 | | | |
| A271567 | DURHAM | NC | | 03/10/2023 | 06/20/2023 | | | | | | | 148,750 | 148,750 | | | |
| A271582 | CHARLOTTE | NC | | 04/03/2023 | 06/12/2023 | | | | | | | 255,000 | 255,000 | | | |
| A271584 | CHARLOTTE | NC | | 03/22/2023 | 06/28/2023 | | | | | | | 265,072 | 265,072 | | | |
| A271604 | CHARLOTTE | NC | | 03/30/2023 | 06/08/2023 | | | | | | | 165,750 | 165,750 | | | |
| A303558 | CARROLLTON | GA | | 12/29/2022 | 06/01/2023 | | | | | | | 114,835 | 114,835 | | | |
| A303576 | CONYERS | GA | | 02/01/2023 | 06/26/2023 | | | | | | | 57,800 | 57,800 | | | |
| A303582 | ATLANTA | GA | | 03/07/2023 | 06/27/2023 | | | | | | | 79,050 | 79,050 | | | |
| A321082 | HASTINGS | FL | | 01/21/2022 | 06/14/2023 | 88,834 | | | | | | 149,859 | 149,859 | | | |
| A370370 | SPRING HILL | TN | | 09/01/2022 | 06/07/2023 | 352,500 | | | | | | 352,500 | 352,500 | | | |
| A630596 | GARDEN CITY | MO | | 03/21/2023 | 06/20/2023 | | | | | | | 107,270 | 107,270 | | | |
| A751096 | RIVER OAKS | TX | | 12/16/2022 | 06/21/2023 | | | | | | | 157,500 | 157,500 | | | |
| A850373 | PHOENIX | AZ | | 11/10/2021 | 06/09/2023 | 495,000 | | | | | | 495,000 | 495,000 | | | |
| A850375 | PHOENIX | AZ | | 11/10/2021 | 06/09/2023 | 495,000 | | | | | | 495,000 | 495,000 | | | |
| A918367 | LOS ANGELES | CA | | 12/03/2021 | 06/05/2023 | 1,221,911 | | | | | | 2,220,351 | 2,220,351 | | | |
| A919163 | CARLSBAD | CA | | 12/03/2021 | 06/22/2023 | 1,095,000 | | | | | | 1,100,000 | 1,100,000 | | | |
| A919723 | THOUSAND OAKS | CA | | 04/20/2022 | 06/06/2023 | 915,000 | | | | | | 939,000 | 939,000 | | | |
| A919972 | ANZA | CA | | 04/18/2022 | 06/05/2023 | 243,000 | | | | | | 243,000 | 243,000 | | | |
| A919997 | OCEANSIDE | CA | | 04/18/2022 | 06/01/2023 | 810,000 | | | | | | 810,000 | 810,000 | | | |
| A920174 | SAN DIEGO | CA | | 04/28/2022 | 06/01/2023 | 1,415,000 | | | | | | 1,415,000 | 1,415,000 | | | |
| A920314 | DALY CITY | CA | | 05/18/2022 | 06/13/2023 | 822,500 | | | | | | 922,500 | 922,500 | | | |
| A921269 | PALMDALE | CA | | 03/21/2023 | 06/26/2023 | | | | | | | 390,000 | 390,000 | | | |
| A921275 | CARSON | CA | | 01/19/2023 | 06/14/2023 | | | | | | | 484,250 | 484,250 | | | |
| A921335 | LOS ANGELES | CA | | 02/10/2023 | 06/27/2023 | | | | | | | 660,000 | 660,000 | | | |
| A921363 | LOS ANGELES | CA | | 02/07/2023 | 06/21/2023 | | | | | | | 523,600 | 523,600 | | | |
| A921367 | CAMARILLO | CA | | 02/28/2023 | 06/02/2023 | | | | | | | 656,250 | 656,250 | | | |
| A921389 | SAN DIEGO | CA | | 02/14/2023 | 06/05/2023 | | | | | | | 1,012,500 | 1,012,500 | | | |
| A921423 | VALLEJO | CA | | 02/27/2023 | 06/29/2023 | | | | | | | 306,250 | 306,250 | | | |
| A921441 | LANCASTER | CA | | 03/16/2023 | 06/16/2023 | | | | | | | 294,700 | 294,700 | | | |
| A921519 | POWAY | CA | | 03/27/2023 | 06/13/2023 | | | | | | | 862,500 | 862,500 | | | |
| A921611 | SAN DIEGO | CA | | 04/17/2023 | 06/16/2023 | | | | | | | 807,839 | 807,839 | | | |
| A980279 | BELLINGHAM | WA | | 01/03/2023 | 06/22/2023 | | | | | | | 324,000 | 324,000 | | | |
| A980288 | SEATTLE | WA | | 03/02/2023 | 06/29/2023 | | | | | | | 348,000 | 348,000 | | | |

STATEMENT AS OF SEPTEMBER 30, 2023 OF THE EAGLE LIFE INSURANCE COMPANY

SCHEDULE B - PART 3

Showing All Mortgage Loans DISPOSED, Transferred or Repaid During the Current Quarter

| 1 Loan Number | 2 Location | | 4 Loan Type | 5 Date Acquired | 6 Disposal Date | 7 Book Value/ Recorded Investment Excluding Accrued Interest Prior Year | 8 Change in Book Value/Recorded Investment | | | | | 14 Book Value/ Recorded Investment Excluding Accrued Interest on Disposal | 15 Consid- eration | 16 Foreign Exchange Gain (Loss) on Disposal | 17 Realized Gain (Loss) on Disposal | 18 Total Gain (Loss) on Disposal | |
|---------------------------------------|----------------------|------------|----------------|--------------------|--------------------|--|--|--|--|--|--|--|--------------------------|--|---|--|--|
| | 2 City | 3 State | | | | | 8 Unrealized Valuation Increase (Decrease) | 9 Current Year's (Amortization) /Accretion | 10 Current Year's Other- Than- Temporary Impairment Recognized | 11 Capitalized Deferred Interest and Other | 12 Total Change in Book Value (8+9-10+11) | | | | | | 13 Total Foreign Exchange Change in Book Value |
| 019999. Mortgages closed by repayment | | | | | | | 12,693,465 | | (367) | | | (367) | 41,738,871 | 41,390,871 | | 8,496 | 8,496 |
| 901882 | EXTON | PA | | 01/23/2014 | | 63,597 | | | | | | 2,218 | 2,218 | | | | |
| 901887 | FORT WAYNE | IN | | 03/17/2014 | | 177,643 | | | | | | 6,255 | 6,255 | | | | |
| 901916 | CRANBURY | NJ | | 09/09/2014 | | 163,845 | | | | | | 22,046 | 22,046 | | | | |
| 901933 | CRANBURY | NJ | | 12/02/2014 | | 416,935 | | | | | | 12,854 | 12,854 | | | | |
| 901942 | READINGTON | NJ | | 12/23/2014 | | 411,425 | | | | | | 12,842 | 12,842 | | | | |
| 901943 | LOPATONG TOWNSHIP/PH | NJ | | 12/23/2014 | | 420,044 | | | | | | 10,611 | 10,611 | | | | |
| 901959 | TUCSON | AZ | | 12/23/2014 | | 97,315 | | | | | | 2,968 | 2,968 | | | | |
| 901969 | MUKILTEO | WA | | 01/30/2015 | | 279,189 | | | | | | 8,450 | 8,450 | | | | |
| 902004 | LAS VEGAS | NV | | 05/14/2015 | | 432,447 | | | | | | 12,509 | 12,509 | | | | |
| 902016 | AUSTIN | TX | | 06/19/2015 | | 438,031 | | | | | | 12,460 | 12,460 | | | | |
| 902022 | WARREN | MI | | 06/17/2015 | | 433,258 | | | | | | 8,293 | 8,293 | | | | |
| 902030 | AUBURN | WA | | 06/25/2015 | | 163,170 | | | | | | 4,641 | 4,641 | | | | |
| 902042 | SOUTH BEND | IN | | 08/12/2015 | | 242,931 | | | | | | 21,024 | 21,024 | | | | |
| 902066 | SERLING HEIGHTS | MI | | 01/14/2016 | | 369,264 | | | | | | 10,894 | 10,894 | | | | |
| 902117 | TUCSON | AZ | | 05/19/2016 | | 323,474 | | | | | | 7,971 | 7,971 | | | | |
| 902134 | EAGAN | MN | | 07/01/2016 | | 325,638 | | | | | | 7,949 | 7,949 | | | | |
| 902136 | NEWINGTON | VA | | 11/01/2016 | | 1,703,349 | | | | | | 14,186 | 14,186 | | | | |
| 902141 | MENTOR | OH | | 08/22/2016 | | 1,682,478 | | | | | | 14,689 | 14,689 | | | | |
| 902142 | ARLINGTON | VA | | 09/01/2016 | | 1,672,641 | | | | | | 15,019 | 15,019 | | | | |
| 902143 | LAS VEGAS | NV | | 09/01/2016 | | 1,686,368 | | | | | | 14,558 | 14,558 | | | | |
| 902147 | BLACKLIOK (COLUMBUS) | OH | | 10/03/2016 | | 1,690,119 | | | | | | 14,652 | 14,652 | | | | |
| 902148 | HARRISBURG | PA | | 09/30/2016 | | 1,756,705 | | | | | | 11,204 | 11,204 | | | | |
| 902149 | YORBA LINDA | CA | | 10/31/2016 | | 1,682,419 | | | | | | 14,919 | 14,919 | | | | |
| 902150 | JACKSONVILLE | FL | | 10/25/2016 | | 1,438,863 | | | | | | 26,527 | 26,527 | | | | |
| 902151 | CHESAPEAKE | VA | | 11/07/2016 | | 1,687,421 | | | | | | 14,868 | 14,868 | | | | |
| 902152 | BROWNSVILLE | TX | | 10/19/2016 | | 1,433,997 | | | | | | 26,862 | 26,862 | | | | |
| 902154 | CHARLOTTE | NC | | 10/05/2016 | | 1,682,722 | | | | | | 15,111 | 15,111 | | | | |
| 902174 | CYPRESS | CA | | 01/31/2017 | | 1,791,271 | | | | | | 10,253 | 10,253 | | | | |
| 902354 | KENNESAW | GA | | 01/30/2019 | | 1,281,650 | | | | | | 8,591 | 8,591 | | | | |
| 902358 | CEDAR PARK | TX | | 02/28/2019 | | 1,285,004 | | | | | | 8,549 | 8,549 | | | | |
| 902363 | DULUTH | GA | | 03/12/2019 | | 1,282,804 | | | | | | 8,831 | 8,831 | | | | |
| 902367 | INDIANAPOLIS | IN | | 04/22/2019 | | 1,561,310 | | | | | | 10,680 | 10,680 | | | | |
| 902372 | KNOXVILLE | TN | | 05/24/2019 | | 1,566,570 | | | | | | 10,512 | 10,512 | | | | |
| 902376 | OCEANSIDE | CA | | 07/01/2019 | | 1,638,637 | | | | | | 6,802 | 6,802 | | | | |
| 902381 | CHICAGO | IL | | 08/14/2019 | | 1,609,634 | | | | | | 7,556 | 7,556 | | | | |
| 902382 | HOUSTON | TX | | 07/25/2019 | | 1,593,184 | | | | | | 8,743 | 8,743 | | | | |
| 902385 | TUKWILA | WA | | 07/24/2019 | | 922,301 | | | | | | 6,365 | 6,365 | | | | |
| 902387 | PEACHTREE CORNERS | GA | | 08/29/2019 | | 1,574,019 | | | | | | 10,585 | 10,585 | | | | |
| 902389 | BENSALEM | PA | | 09/04/2019 | | 1,570,494 | | | | | | 11,074 | 11,074 | | | | |
| 902391 | BENSALEM | PA | | 09/18/2019 | | 1,572,292 | | | | | | 10,941 | 10,941 | | | | |
| 902393 | ALBUQUERQUE | NM | | 09/27/2019 | | 3,216,925 | | | | | | 16,406 | 16,406 | | | | |
| 902394 | CREVE COEUR | MO | | 09/05/2019 | | 1,569,590 | | | | | | 11,142 | 11,142 | | | | |
| 902395 | MIDDLETON | WI | | 10/01/2019 | | 2,826,856 | | | | | | 14,700 | 14,700 | | | | |
| 902398 | COVINGTON | WA | | 09/12/2019 | | 3,113,207 | | | | | | 15,888 | 15,888 | | | | |
| 902399 | ARDEN HILLS | MN | | 09/26/2019 | | 2,816,521 | | | | | | 15,708 | 15,708 | | | | |
| 902400 | STERLING HEIGHTS | MI | | 10/08/2019 | | 2,878,219 | | | | | | 14,981 | 14,981 | | | | |
| 902401 | SACRAMENTO | CA | | 10/15/2019 | | 3,107,711 | | | | | | 16,666 | 16,666 | | | | |
| 902403 | WALDORF | MD | | 09/25/2019 | | 2,757,614 | | | | | | 20,155 | 20,155 | | | | |
| 902409 | SAN DIEGO | CA | | 11/14/2019 | | 2,895,585 | | | | | | 13,698 | 13,698 | | | | |
| 902411 | CHARLESTON | SC | | 11/05/2019 | | 1,155,562 | | | | | | 5,594 | 5,594 | | | | |

STATEMENT AS OF SEPTEMBER 30, 2023 OF THE EAGLE LIFE INSURANCE COMPANY

SCHEDULE B - PART 3

Showing All Mortgage Loans DISPOSED, Transferred or Repaid During the Current Quarter

| 1 Loan Number | 2 Location | | 4 Loan Type | 5 Date Acquired | 6 Disposal Date | 7 Book Value/ Recorded Investment Excluding Accrued Interest Prior Year | Change in Book Value/Recorded Investment | | | | | 14 Book Value/ Recorded Investment Excluding Accrued Interest on Disposal | 15 Consid- eration | 16 Foreign Exchange Gain (Loss) on Disposal | 17 Realized Gain (Loss) on Disposal | 18 Total Gain (Loss) on Disposal |
|------------------|----------------------|------------|----------------|--------------------|--------------------|--|--|--|--|--|--|--|--------------------------|--|---|--|
| | 2 City | 3 State | | | | | 8 Unrealized Valuation Increase (Decrease) | 9 Current Year's (Amortization) /Accretion | 10 Current Year's Other- Than- Temporary Impairment Recognized | 11 Capitalized Deferred Interest and Other | 12 Total Change in Book Value (8+9-10+11) | | | | | |
| 902412 | SAN ANTONIO | TX | | 11/14/2019 | | 2,539,816 | | | | | | 41,596 | 41,596 | | | |
| 902413 | DOWNINGTON | PA | | 09/30/2019 | | 2,753,524 | | | | | | 20,864 | 20,864 | | | |
| 902414 | COLORADO SPRINGS | CO | | 02/20/2020 | | 1,867,963 | | | | | | 12,884 | 12,884 | | | |
| 902415 | LANSDALE | PA | | 09/30/2019 | | 917,841 | | | | | | 6,955 | 6,955 | | | |
| 902416 | DENVER | CO | | 10/31/2019 | | 2,823,670 | | | | | | 15,271 | 15,271 | | | |
| 902417 | INDIO | CA | | 11/21/2019 | | 2,818,225 | | | | | | 16,075 | 16,075 | | | |
| 902419 | HOMEWOOD | AL | | 11/07/2019 | | 2,808,961 | | | | | | 17,247 | 17,247 | | | |
| 902420 | LEAGUE CITY | TX | | 12/06/2019 | | 1,856,778 | | | | | | 13,347 | 13,347 | | | |
| 902422 | ONTARIO | CA | | 12/12/2019 | | 1,130,850 | | | | | | 6,376 | 6,376 | | | |
| 902423 | PLEASANTON | CA | | 12/12/2019 | | 2,363,790 | | | | | | 12,447 | 12,447 | | | |
| 902425 | COLUMBUS | OH | | 12/10/2019 | | 1,322,380 | | | | | | 7,082 | 7,082 | | | |
| 902426 | SPOKANE | WA | | 12/11/2019 | | 1,416,111 | | | | | | 7,649 | 7,649 | | | |
| 902427 | EDEN PRAIRIE | MN | | 11/27/2019 | | 3,000,000 | | | | | | 14,456 | 14,456 | | | |
| 902429 | STILLWATER | NY | | 12/24/2019 | | 2,846,358 | | | | | | 14,112 | 14,112 | | | |
| 902430 | CHICAGO | IL | | 12/19/2019 | | 1,388,431 | | | | | | 10,217 | 10,217 | | | |
| 902431 | LAKEWOOD | NJ | | 12/19/2019 | | 2,839,390 | | | | | | 14,699 | 14,699 | | | |
| 902432 | LAS VEGAS | NV | | 12/18/2019 | | 926,635 | | | | | | 6,729 | 6,729 | | | |
| 902436 | ASHBURN | VA | | 12/30/2019 | | 1,894,801 | | | | | | 9,642 | 9,642 | | | |
| 902437 | CHULA VISTA | CA | | 01/09/2020 | | 948,920 | | | | | | 4,805 | 4,805 | | | |
| 902440 | ANN ARBOR | MI | | 01/21/2020 | | 3,000,000 | | | | | | 13,793 | 13,793 | | | |
| 902442 | SAN JUAN CAPISTRANO | CA | | 12/23/2019 | | 2,832,223 | | | | | | 15,297 | 15,297 | | | |
| 902443 | HUNTINGTON BEACH | CA | | 12/23/2019 | | 2,832,223 | | | | | | 15,297 | 15,297 | | | |
| 902452 | TAMPA | FL | | 01/29/2020 | | 2,838,484 | | | | | | 15,192 | 15,192 | | | |
| 902453 | LUTHERVILLE-TIMONIUM | MD | | 01/31/2020 | | 2,453,855 | | | | | | 13,642 | 13,642 | | | |
| 902456 | LAKEWOOD | CO | | 02/05/2020 | | 1,900,643 | | | | | | 9,638 | 9,638 | | | |
| 902457 | AURORA | CO | | 02/14/2020 | | 2,658,100 | | | | | | 18,683 | 18,683 | | | |
| 902458 | SACRAMENTO | CA | | 01/27/2020 | | 2,368,880 | | | | | | 12,310 | 12,310 | | | |
| 902461 | AUBURN | WA | | 02/04/2020 | | 1,674,327 | | | | | | 12,183 | 12,183 | | | |
| 902462 | KING OF PRUSSIA | PA | | 03/12/2020 | | 1,378,550 | | | | | | 22,241 | 22,241 | | | |
| 902463 | ROWLETT | TX | | 02/13/2020 | | 1,260,244 | | | | | | 8,751 | 8,751 | | | |
| 902465 | WEST DES MOINES | IA | | 02/26/2020 | | 1,897,599 | | | | | | 9,909 | 9,909 | | | |
| 902469 | DARIEN | CT | | 03/19/2020 | | 934,015 | | | | | | 6,600 | 6,600 | | | |
| 902472 | GRIMES | IA | | 04/09/2020 | | 2,838,362 | | | | | | 20,326 | 20,326 | | | |
| 902473 | ROCKLIN | CA | | 04/09/2020 | | 2,860,178 | | | | | | 14,385 | 14,385 | | | |
| 902476 | LAKE OSWEGO | OR | | 02/27/2020 | | 1,857,305 | | | | | | 13,934 | 13,934 | | | |
| 902477 | AUBURN | WA | | 02/26/2020 | | 1,439,411 | | | | | | 10,799 | 10,799 | | | |
| 902479 | CENTENNIAL | CO | | 04/01/2020 | | 1,868,399 | | | | | | 13,167 | 13,167 | | | |
| 902482 | ST PETERSBURG | FL | | 05/12/2020 | | 2,854,592 | | | | | | 15,549 | 15,549 | | | |
| 902485 | STERLING HEIGHTS | MI | | 04/30/2020 | | 2,735,277 | | | | | | 27,441 | 27,441 | | | |
| 902525 | CHARLOTTE | NC | | 12/17/2020 | | 1,959,858 | | | | | | 11,351 | 11,351 | | | |
| A210445 | HENRICO | VA | | 04/20/2023 | | | | | | | | 671,068 | 671,068 | | | |
| A303227 | EAST POINT | GA | | 01/07/2022 | | 253,800 | | | | | | 2,550 | 2,550 | | | |
| A430658 | SHAKER HEIGHTS | OH | | 12/02/2021 | | 127,546 | | | | | | 5,000 | 5,000 | | | |
| A850438 | SCOTTSDALE | AZ | | 04/19/2022 | | 615,000 | | | | | | 15,000 | 15,000 | | | |
| A880993 | PAHRUMP | NV | | 01/20/2022 | | 368,000 | | | | | | 12,000 | 12,000 | | | |
| A918925 | LOS ANGELES | CA | | 11/23/2021 | | 1,502,758 | | | | | | 148,496 | 148,496 | | | |
| AG1021 | METTLER | CA | | 07/21/2020 | | 1,395,039 | | | | | | 35,091 | 35,091 | | | |
| AG1023 | BAKERSFIELD | CA | | 07/21/2020 | | 1,395,039 | | | | | | 27,997 | 27,997 | | | |
| AG1026 | HARTLEY | TX | | 09/14/2020 | | 1,543,234 | | | | | | 12,315 | 12,315 | | | |
| AG1029 | JACKSONVILLE | IL | | 09/03/2020 | | 460,211 | | | | | | 3,959 | 3,959 | | | |
| AG1033 | CARROLL | NE | | 12/01/2020 | | 2,864,167 | | | | | | 36,728 | 36,728 | | | |

STATEMENT AS OF SEPTEMBER 30, 2023 OF THE EAGLE LIFE INSURANCE COMPANY

SCHEDULE B - PART 3

Showing All Mortgage Loans DISPOSED, Transferred or Repaid During the Current Quarter

| 1 Loan Number | 2 Location | | 4 Loan Type | 5 Date Acquired | 6 Disposal Date | 7 Book Value/ Recorded Investment Excluding Accrued Interest Prior Year | 8 Change in Book Value/Recorded Investment | | | | | 14 Book Value/ Recorded Investment Excluding Accrued Interest on Disposal | 15 Consid- eration | 16 Foreign Exchange Gain (Loss) on Disposal | 17 Realized Gain (Loss) on Disposal | 18 Total Gain (Loss) on Disposal |
|------------------|-----------------|------------|----------------|--------------------|--------------------|--|--|--|--|--|--|--|--------------------------|--|---|--|
| | 2 City | 3 State | | | | | 8 Unrealized Valuation Increase (Decrease) | 9 Current Year's (Amortization) /Accretion | 10 Current Year's Other- Than- Temporary Impairment Recognized | 11 Capitalized Deferred Interest and Other | 12 Total Change in Book Value (8+9-10+11) | | | | | |
| AG1034 | WAPATO | WA | | 12/17/2020 | | 2,853,425 | | | | | | 52,108 | 52,108 | | | |
| AG1035 | WAPATO | WA | | 12/17/2020 | | 2,716,409 | | | | | | 39,611 | 39,611 | | | |
| AG1036 | BUHL | ID | | 02/03/2021 | | 1,298,094 | | | | | | 11,322 | 11,322 | | | |
| AG1037 | SACO | MT | | 12/23/2020 | | 2,926,043 | | | | | | 26,350 | 26,350 | | | |
| AG1038 | SACO | MT | | 12/23/2020 | | 1,098,851 | | | | | | 9,895 | 9,895 | | | |
| AG1039 | SACO | MT | | 12/23/2020 | | 973,641 | | | | | | 8,768 | 8,768 | | | |
| AG1040 | SACO | MT | | 12/23/2020 | | 256,516 | | | | | | 2,310 | 2,310 | | | |
| AG1101 | PERSHING | NV | | 10/31/2022 | | 5,075,750 | | | | | | 32,642 | 32,642 | | | |
| AG1117 | PARADISE VALLEY | NV | | 02/21/2023 | | | | | | | | 10,450 | 10,450 | | | |
| P2002017883 | LYNN | WA | | 03/04/2020 | | 350,232 | | (45) | | | (45) | 1,465 | 1,465 | | | |
| P2007018556 | FRIENDSWOOD | TX | | 07/30/2020 | | 893,120 | | (222) | | | (222) | 7,317 | 7,317 | | | |
| P2007018564 | JUPITER | FL | | 08/10/2020 | | 552,666 | | (120) | | | (120) | 2,131 | 2,131 | | | |
| P2007018565 | KINGWOOD | TX | | 08/19/2020 | | 178,613 | | (37) | | | (37) | 648 | 648 | | | |
| P2008018575 | TOMBALL | TX | | 08/25/2020 | | 358,679 | | (77) | | | (77) | 1,655 | 1,655 | | | |
| P2008018580 | COVENTRY | CT | | 09/16/2020 | | 239,546 | | (46) | | | (46) | 742 | 742 | | | |
| P2008018581 | MATTHEWS | NC | | 09/11/2020 | | 473,801 | | (68) | | | (68) | 1,791 | 1,791 | | | |
| P2008018582 | JACKSON | NJ | | 09/29/2020 | | 216,746 | | (56) | | | (56) | 954 | 954 | | | |
| P2008802568 | WINNETKA | CA | | 08/01/2020 | | 679,434 | | (96) | | | (96) | 1,693 | 1,693 | | | |
| P2009018595 | CHALFONT | PA | | 09/23/2020 | | 726,077 | | (167) | | | (167) | 2,552 | 2,552 | | | |
| P2009018600 | CHARLOTTE | NC | | 09/21/2020 | | 511,462 | | (97) | | | (97) | 1,863 | 1,863 | | | |
| P2009018601 | GARLAND | TX | | 09/30/2020 | | 122,536 | | (550) | | | (550) | 12,339 | 12,339 | | | |
| P2009020007 | LAGUNA HILLS | CA | | 09/22/2020 | | 2,083,982 | | (83) | | | (83) | 1,233 | 1,233 | | | |
| P2009020008 | OAKLAND | CA | | 10/03/2020 | | 763,926 | | | | | | 540 | 540 | | | |
| P2009020011 | SEBRING | FL | | 10/01/2020 | | 168,341 | | (45) | | | (45) | 577 | 577 | | | |
| P2009020013 | CRESTLINE | CA | | 09/30/2020 | | 226,995 | | (66) | | | (66) | 583 | 583 | | | |
| P2009020014 | ROCHESTER HILLS | MI | | 10/02/2020 | | 1,199,176 | | (330) | | | (330) | 4,264 | 4,264 | | | |
| P2009020019 | DENISON | TX | | 10/02/2020 | | 1,502,027 | | (412) | | | (412) | 5,264 | 5,264 | | | |
| P2009020023 | BRYANT | AR | | 10/06/2020 | | 224,629 | | (64) | | | (64) | 850 | 850 | | | |
| P2009020030 | MESA | AZ | | 10/09/2020 | | 339,784 | | (99) | | | (99) | 1,313 | 1,313 | | | |
| P2009020032 | EDGEWATER | NJ | | 10/29/2020 | | 1,122,010 | | (303) | | | (303) | 4,378 | 4,378 | | | |
| P2009020036 | LOS ALAMITOS | CA | | 10/07/2020 | | 814,920 | | (105) | | | (105) | 1,295 | 1,295 | | | |
| P2009020046 | KISSIMEE | FL | | 10/23/2020 | | 452,353 | | (123) | | | (123) | 3,775 | 3,775 | | | |
| P2009020047 | EATON RAPIDS | MI | | 10/15/2020 | | 191,859 | | (42) | | | (42) | 628 | 628 | | | |
| P2009020050 | CROSSLAKE | MN | | 10/30/2020 | | 734,401 | | (198) | | | (198) | 11,113 | 11,113 | | | |
| P2009020051 | VISTA | CA | | 10/27/2020 | | 583,665 | | (118) | | | (118) | 2,180 | 2,180 | | | |
| P2009020052 | PORT ORANGE | FL | | 10/30/2020 | | 522,400 | | (154) | | | (154) | 1,957 | 1,957 | | | |
| P2009020146 | PEORIA | AZ | | 10/27/2020 | | 221,983 | | (74) | | | (74) | 742 | 742 | | | |
| P2009020148 | CHAMPIONS GATE | FL | | 10/26/2020 | | 207,331 | | (59) | | | (59) | 601 | 601 | | | |
| P2009020149 | THE WOODLANDS | TX | | 10/30/2020 | | 745,863 | | | | | | 3,954 | 3,954 | | | |
| P2009020151 | HAPEVILLE | GA | | 11/06/2020 | | 322,926 | | (77) | | | (77) | 1,220 | 1,220 | | | |
| P2009020181 | LOS ANGELES | CA | | 11/12/2020 | | 906,963 | | | | | | 3,166 | 3,166 | | | |
| P2009022924 | TAMPA | FL | | 11/09/2021 | | 169,985 | | (66) | | | (66) | 1,255 | 1,255 | | | |
| P2009022925 | HOLBROOK | NY | | 11/01/2021 | | 322,633 | | (125) | | | (125) | 1,203 | 1,203 | | | |
| P2009022926 | SKILLMAN | NJ | | 11/03/2021 | | 1,010,488 | | (386) | | | (386) | 3,687 | 3,687 | | | |
| P2009022927 | ARLINGTON | TX | | 11/01/2021 | | 288,019 | | (118) | | | (118) | 1,170 | 1,170 | | | |
| P2009022928 | ELMONT | NY | | 11/04/2021 | | 306,513 | | (130) | | | (130) | 1,326 | 1,326 | | | |
| P2009022929 | CLAY | NY | | 11/02/2021 | | 265,813 | | (102) | | | (102) | 986 | 986 | | | |
| P2009022930 | COVINGTON | GA | | 11/01/2021 | | 158,381 | | (71) | | | (71) | 799 | 799 | | | |
| P2009022931 | YONKERS | NY | | 11/03/2021 | | 607,804 | | (246) | | | (246) | 3,281 | 3,281 | | | |
| P2009022932 | CEDARHURST | NY | | 11/03/2021 | | 1,027,882 | | (419) | | | (419) | 4,153 | 4,153 | | | |
| P2009022934 | MONTEBELLO | CA | | 11/01/2021 | | 204,973 | | (81) | | | (81) | 794 | 794 | | | |

STATEMENT AS OF SEPTEMBER 30, 2023 OF THE EAGLE LIFE INSURANCE COMPANY

SCHEDULE B - PART 3

Showing All Mortgage Loans DISPOSED, Transferred or Repaid During the Current Quarter

| 1 Loan Number | 2 Location | | 4 Loan Type | 5 Date Acquired | 6 Disposal Date | 7 Book Value/ Recorded Investment Excluding Accrued Interest Prior Year | 8 Change in Book Value/Recorded Investment | | | | | 14 Book Value/ Recorded Investment Excluding Accrued Interest on Disposal | 15 Consid- eration | 16 Foreign Exchange Gain (Loss) on Disposal | 17 Realized Gain (Loss) on Disposal | 18 Total Gain (Loss) on Disposal |
|------------------|------------------|------------|----------------|--------------------|--------------------|--|--|--|--|--|--|--|--------------------------|--|---|--|
| | 2 City | 3 State | | | | | 8 Unrealized Valuation Increase (Decrease) | 9 Current Year's (Amortization) /Accretion | 10 Current Year's Other- Than- Temporary Impairment Recognized | 11 Capitalized Deferred Interest and Other | 12 Total Change in Book Value (8+9-10+11) | | | | | |
| P2009022935 | LONG BEACH | CA | | 11/12/2021 | | 788,117 | | (308) | | | (308) | | 2,986 | 2,986 | | |
| P2009022936 | ROSEMead | CA | | 11/22/2021 | | 602,182 | | (232) | | | (232) | | 2,233 | 2,233 | | |
| P2009022937 | ALBANY | NY | | 11/03/2021 | | 197,277 | | (78) | | | (78) | | 764 | 764 | | |
| P2009022939 | HOLLIS | NY | | 11/01/2021 | | 436,880 | | (159) | | | (159) | | 1,485 | 1,485 | | |
| P2009022940 | VALLEY STREAM | NY | | 11/05/2021 | | 471,882 | | (179) | | | (179) | | 1,712 | 1,712 | | |
| P2009022941 | JACKSON HEIGHTS | NY | | 11/04/2021 | | | | | | | | | 10,912 | 10,912 | | |
| P2009022942 | STATEN ISLAND | NY | | 11/05/2021 | | 562,155 | | (214) | | | (214) | | 2,040 | 2,040 | | |
| P2009022943 | KEY WEST | FL | | 11/01/2021 | | 564,063 | | (209) | | | (209) | | 650 | 650 | | |
| P2009022944 | CLEBURNE | TX | | 11/04/2021 | | 226,941 | | | | | | | 1,920 | 1,920 | | |
| P2009022945 | FLUSHING | NY | | 11/05/2021 | | 769,605 | | (288) | | | (288) | | 2,732 | 2,732 | | |
| P2009022946 | BERWYN | IL | | 11/03/2021 | | 208,432 | | (97) | | | (97) | | 1,870 | 1,870 | | |
| P2009022947 | VILLA PARK | IL | | 11/05/2021 | | 197,019 | | (74) | | | (74) | | 699 | 699 | | |
| P2009022948 | NUTLEY | NJ | | 11/05/2021 | | 376,136 | | (157) | | | (157) | | 1,586 | 1,586 | | |
| P2009022949 | PHILADELPHIA | PA | | 11/05/2021 | | 146,592 | | (62) | | | (62) | | 582 | 582 | | |
| P2009022950 | CHARLOTTE | NC | | 11/04/2021 | | 439,055 | | (167) | | | (167) | | 1,593 | 1,593 | | |
| P2009022951 | STOCKTON | CA | | 11/08/2021 | | 298,261 | | (113) | | | (113) | | 720 | 720 | | |
| P2009022952 | TACOMA | WA | | 11/09/2021 | | 257,788 | | (109) | | | (109) | | 1,400 | 1,400 | | |
| P2009022953 | HOLLYWOOD | FL | | 11/09/2021 | | 484,556 | | (187) | | | (187) | | 1,797 | 1,797 | | |
| P2009022954 | PORT SAINT LUCIE | FL | | 11/09/2021 | | 151,914 | | (56) | | | (56) | | 528 | 528 | | |
| P2009022955 | CEDAR KNOLLS | NJ | | 11/09/2021 | | 328,266 | | (127) | | | (127) | | 1,613 | 1,613 | | |
| P2009022956 | VERONA | NJ | | 11/09/2021 | | 323,343 | | (224) | | | (224) | | 8,852 | 8,852 | | |
| P2009022957 | BOYERTOWN | PA | | 11/09/2021 | | 107,712 | | (41) | | | (41) | | 391 | 391 | | |
| P2009022958 | JACKSONVILLE | FL | | 11/10/2021 | | 215,152 | | (86) | | | (86) | | 851 | 851 | | |
| P2009022961 | NEW HYDE PARK | NY | | 11/10/2021 | | 749,433 | | (297) | | | (297) | | 2,905 | 2,905 | | |
| P2009022963 | QUEENS VILLAGE | NY | | 11/10/2021 | | 539,136 | | (220) | | | (220) | | 2,179 | 2,179 | | |
| P2009022964 | GARDEN CITY | NY | | 11/10/2021 | | 969,554 | | (353) | | | (353) | | 3,295 | 3,295 | | |
| P2009022965 | GERMANTOWN | MD | | 11/10/2021 | | 344,154 | | (134) | | | (134) | | 1,290 | 1,290 | | |
| P2009022966 | AVENTURA | FL | | 11/12/2021 | | 634,196 | | (228) | | | (228) | | 2,817 | 2,817 | | |
| P2009022969 | CAMARILLO | CA | | 11/12/2021 | | 561,137 | | (152) | | | (152) | | 800 | 800 | | |
| P2009022971 | FISHERS | IN | | 11/12/2021 | | 307,654 | | (120) | | | (120) | | 1,159 | 1,159 | | |
| P2009022973 | STATEN ISLAND | NY | | 11/12/2021 | | 426,525 | | (232) | | | (232) | | 9,085 | 9,085 | | |
| P2009022974 | PISCATAWAY | NJ | | 11/12/2021 | | 426,745 | | (162) | | | (162) | | 1,549 | 1,549 | | |
| P2009022975 | MIAMI GARDENS | FL | | 11/12/2021 | | 241,891 | | (92) | | | (92) | | 872 | 872 | | |
| P2009022976 | BETHESDA | MD | | 11/12/2021 | | 974,539 | | (370) | | | (370) | | 3,536 | 3,536 | | |
| P2009022977 | BRONX | NY | | 11/15/2021 | | 425,320 | | (169) | | | (169) | | 1,647 | 1,647 | | |
| P2009022978 | HONOLULU | HI | | 11/15/2021 | | 786,382 | | (327) | | | (327) | | 6,837 | 6,837 | | |
| P2009022979 | LOWER LAKE | CA | | 11/15/2021 | | 748,845 | | (290) | | | (290) | | 4,836 | 4,836 | | |
| P2009022980 | BURLINGTON | MA | | 11/15/2021 | | 1,122,518 | | (457) | | | (457) | | 4,536 | 4,536 | | |
| P2009022981 | WOODSTOCK | NY | | 11/15/2021 | | 526,410 | | (197) | | | (197) | | 1,869 | 1,869 | | |
| P2009022982 | YONKERS | NY | | 11/15/2021 | | 600,148 | | (254) | | | (254) | | 5,796 | 5,796 | | |
| P2009022983 | ANAHEIM | CA | | 11/15/2021 | | 443,973 | | (181) | | | (181) | | 4,270 | 4,270 | | |
| P2009022984 | HOLTSVILLE | NY | | 11/15/2021 | | 323,444 | | (123) | | | (123) | | 1,174 | 1,174 | | |
| P2009022985 | STOUGHTON | MA | | 11/15/2021 | | 492,247 | | (190) | | | (190) | | 1,825 | 1,825 | | |
| P2009022986 | KISSIMEE | FL | | 11/16/2021 | | 358,818 | | (140) | | | (140) | | 1,360 | 1,360 | | |
| P2009022987 | EASTON | PA | | 11/16/2021 | | 168,423 | | (70) | | | (70) | | 695 | 695 | | |
| P2009022988 | EASTON | PA | | 11/16/2021 | | 170,764 | | (73) | | | (73) | | 724 | 724 | | |
| P2009022990 | MIRAMAR | FL | | 11/16/2021 | | 607,105 | | (234) | | | (234) | | 2,251 | 2,251 | | |
| P2009022991 | MIAMI | FL | | 11/16/2021 | | 241,275 | | (92) | | | (92) | | 876 | 876 | | |
| P2009022992 | MIDDLETOWN | NY | | 11/16/2021 | | 401,148 | | (153) | | | (153) | | 974 | 974 | | |
| P2009022993 | MAYS LANDING | NJ | | 11/16/2021 | | 183,596 | | (74) | | | (74) | | 726 | 726 | | |
| P2009022994 | BREWSTER | NY | | 11/16/2021 | | 333,075 | | (133) | | | (133) | | 1,267 | 1,267 | | |

STATEMENT AS OF SEPTEMBER 30, 2023 OF THE EAGLE LIFE INSURANCE COMPANY

SCHEDULE B - PART 3

Showing All Mortgage Loans DISPOSED, Transferred or Repaid During the Current Quarter

| 1 Loan Number | 2 Location | | 4 Loan Type | 5 Date Acquired | 6 Disposal Date | 7 Book Value/ Recorded Investment Excluding Accrued Interest Prior Year | 8 Change in Book Value/Recorded Investment | | | | | 14 Book Value/ Recorded Investment Excluding Accrued Interest on Disposal | 15 Consid- eration | 16 Foreign Exchange Gain (Loss) on Disposal | 17 Realized Gain (Loss) on Disposal | 18 Total Gain (Loss) on Disposal |
|------------------|------------------|------------|----------------|--------------------|--------------------|--|--|--|--|--|--|--|--------------------------|--|---|--|
| | 2 City | 3 State | | | | | 8 Unrealized Valuation Increase (Decrease) | 9 Current Year's (Amortization) /Accretion | 10 Current Year's Other- Than- Temporary Impairment Recognized | 11 Capitalized Deferred Interest and Other | 12 Total Change in Book Value (8+9-10+11) | | | | | |
| P2009022995 | QUEENSBURY | NY | | 11/17/2021 | | 243,255 | | (312) | | | (312) | 9,443 | 9,443 | | | |
| P2009022996 | DEMAREST | NJ | | 11/17/2021 | | 2,213,384 | | (830) | | | (830) | 7,859 | 7,859 | | | |
| P2009022997 | WAYNE | NJ | | 11/17/2021 | | 257,894 | | (95) | | | (95) | 896 | 896 | | | |
| P2009022998 | YONKERS | NY | | 11/17/2021 | | 573,739 | | (317) | | | (317) | 41,014 | 41,014 | | | |
| P2009022999 | WHEATLEY HEIGHTS | NY | | 11/17/2021 | | 419,313 | | (168) | | | (168) | 1,098 | 1,098 | | | |
| P2009023000 | LAKE GROVE | NY | | 11/18/2021 | | 622,916 | | (250) | | | (250) | 2,464 | 2,464 | | | |
| P2009023001 | CATHEDRAL CITY | CA | | 11/18/2021 | | 323,037 | | (125) | | | (125) | 1,198 | 1,198 | | | |
| P2009023002 | JAMAICA | NY | | 11/18/2021 | | 610,519 | | (245) | | | (245) | 2,415 | 2,415 | | | |
| P2009023003 | LEXINGTON | MA | | 11/18/2021 | | 1,901,963 | | (724) | | | (724) | 4,617 | 4,617 | | | |
| P2009023004 | PFAMTOWN | NC | | 11/18/2021 | | 264,330 | | (106) | | | (106) | 1,046 | 1,046 | | | |
| P2009023005 | HOUSTON | TX | | 11/18/2021 | | 172,194 | | (65) | | | (65) | 818 | 818 | | | |
| P2009023007 | GRASS VALLEY | CA | | 11/19/2021 | | 164,031 | | (64) | | | (64) | 622 | 622 | | | |
| P2009023008 | LYNNFIELD | MA | | 11/19/2021 | | 411,212 | | (161) | | | (161) | 1,567 | 1,567 | | | |
| P2009023009 | FUQUAY VARINA | NC | | 11/19/2021 | | 275,532 | | (106) | | | (106) | 683 | 683 | | | |
| P2009023010 | NEW YORK | NY | | 11/19/2021 | | 890,690 | | (334) | | | (334) | 3,162 | 3,162 | | | |
| P2009023011 | PROVIDENCE | RI | | 11/19/2021 | | 236,151 | | (90) | | | (90) | 850 | 850 | | | |
| P2009023012 | NUTLEY | NJ | | 11/19/2021 | | 479,323 | | (195) | | | (195) | 1,937 | 1,937 | | | |
| P2009023013 | BRONX | NY | | 11/19/2021 | | 617,550 | | (235) | | | (235) | 2,241 | 2,241 | | | |
| P2009023014 | NAZARETH | PA | | 11/22/2021 | | 148,704 | | (160) | | | (160) | 1,925 | 1,925 | | | |
| P2009023015 | JAMAICA | NY | | 11/22/2021 | | 412,797 | | (2,751) | | | (2,751) | 51,668 | 51,668 | | | |
| P2009023016 | HICKSVILLE | NY | | 11/02/2021 | | 840,117 | | (338) | | | (338) | 3,323 | 3,323 | | | |
| P2009023017 | PUNTA GORDA | FL | | 11/23/2021 | | 236,589 | | (96) | | | (96) | 956 | 956 | | | |
| P2009023018 | MOHENRY | MD | | 11/24/2021 | | 136,307 | | (54) | | | (54) | 528 | 528 | | | |
| P2009023019 | BROOKLYN | NY | | 11/24/2021 | | 1,134,370 | | (432) | | | (432) | 4,126 | 4,126 | | | |
| P2009023021 | GLENOLDEN | PA | | 11/24/2021 | | | | | | | | 3,317 | 3,317 | | | |
| P2009023023 | RIVIERA BEACH | FL | | 11/29/2021 | | 129,218 | | (49) | | | (49) | 470 | 470 | | | |
| P2009023024 | WINTER GARDEN | FL | | 11/29/2021 | | 471,384 | | (511) | | | (511) | 6,192 | 6,192 | | | |
| P2009023025 | VILAS | NC | | 11/30/2021 | | 560,103 | | (213) | | | (213) | 2,032 | 2,032 | | | |
| P2009023026 | CENTER MORICHES | NY | | 11/30/2021 | | 1,532,664 | | (599) | | | (599) | 5,808 | 5,808 | | | |
| P2009023353 | PLAINFIELD | NJ | | 02/14/2022 | | 338,781 | | (178) | | | (178) | 1,161 | 1,161 | | | |
| P2009023357 | ZEBULON | NC | | 02/16/2022 | | 198,965 | | (93) | | | (93) | 427 | 427 | | | |
| P2009023373 | SUGAR GROVE | IL | | 02/11/2022 | | 187,182 | | (77) | | | (77) | 457 | 457 | | | |
| P2009023375 | IRVINGTON | NJ | | 02/03/2022 | | 275,708 | | (123) | | | (123) | 624 | 624 | | | |
| P2009023407 | WOODBIDGE | VA | | 02/03/2022 | | 373,111 | | (189) | | | (189) | 1,073 | 1,073 | | | |
| P2009023422 | DELANO | CA | | 02/08/2022 | | 430,738 | | (120) | | | (120) | 1,264 | 1,264 | | | |
| P2009023442 | EAST HADDAM | CT | | 02/16/2022 | | 252,381 | | (118) | | | (118) | 641 | 641 | | | |
| P2009023445 | SOUTHINGTON | CT | | 02/16/2022 | | 318,632 | | (170) | | | (170) | 8,998 | 8,998 | | | |
| P2009023448 | LAS VEGAS | NV | | 02/17/2022 | | 220,333 | | (130) | | | (130) | 671 | 671 | | | |
| P2009023449 | ODESSA | TX | | 02/03/2022 | | 172,414 | | (32) | | | (32) | 1,691 | 1,691 | | | |
| P2009023456 | SAN MARCOS | CA | | 02/04/2022 | | 497,176 | | (87) | | | (87) | 4,812 | 4,812 | | | |
| P2009023462 | GILLETTE | NJ | | 02/09/2022 | | 313,703 | | (92) | | | (92) | 1,155 | 1,155 | | | |
| P2009023471 | BRANDYWINE | MD | | 02/14/2022 | | 241,247 | | (116) | | | (116) | 570 | 570 | | | |
| P2009023478 | DANBURY | CT | | 02/09/2022 | | 287,649 | | (120) | | | (120) | 701 | 701 | | | |
| P2009023486 | CHARLOTTE | NC | | 02/15/2022 | | 372,741 | | (194) | | | (194) | 1,389 | 1,389 | | | |
| P2009023488 | LADSON | SC | | 02/14/2022 | | 232,605 | | (142) | | | (142) | 2,344 | 2,344 | | | |
| P2009023491 | NORWALK | CA | | 02/04/2022 | | 561,202 | | (118) | | | (118) | 1,587 | 1,587 | | | |
| P2009023510 | TOMBALL | TX | | 02/11/2022 | | 269,976 | | (104) | | | (104) | 766 | 766 | | | |
| P2009023524 | WILTON | CA | | 02/09/2022 | | 545,452 | | (155) | | | (155) | 2,058 | 2,058 | | | |
| P2009023532 | MIAMI | FL | | 02/14/2022 | | 339,371 | | (94) | | | (94) | 1,043 | 1,043 | | | |
| P2009023543 | WEST HAVEN | CT | | 02/15/2022 | | 240,292 | | (127) | | | (127) | 537 | 537 | | | |
| P2009023569 | WENDELL | NC | | 04/22/2022 | | 327,127 | | (138) | | | (138) | 738 | 738 | | | |

STATEMENT AS OF SEPTEMBER 30, 2023 OF THE EAGLE LIFE INSURANCE COMPANY

SCHEDULE B - PART 3

Showing All Mortgage Loans DISPOSED, Transferred or Repaid During the Current Quarter

| 1 Loan Number | 2 Location | | 4 Loan Type | 5 Date Acquired | 6 Disposal Date | 7 Book Value/ Recorded Investment Excluding Accrued Interest Prior Year | 8 Change in Book Value/Recorded Investment | | | | | 14 Book Value/ Recorded Investment Excluding Accrued Interest on Disposal | 15 Consid- eration | 16 Foreign Exchange Gain (Loss) on Disposal | 17 Realized Gain (Loss) on Disposal | 18 Total Gain (Loss) on Disposal |
|------------------|------------------|------------|----------------|--------------------|--------------------|--|--|--|--|--|--|--|--------------------------|--|---|--|
| | 2 City | 3 State | | | | | 8 Unrealized Valuation Increase (Decrease) | 9 Current Year's (Amortization) /Accretion | 10 Current Year's Other- Than- Temporary Impairment Recognized | 11 Capitalized Deferred Interest and Other | 12 Total Change in Book Value (8+9-10+11) | | | | | |
| P2009023606 | ORLANDO | FL | | 04/14/2022 | | 225,819 | | (104) | | | (104) | 625 | 625 | | | |
| P2009023646 | WALDORF | MD | | 04/11/2022 | | 316,122 | | (133) | | | (133) | 602 | 602 | | | |
| P2009023859 | SEASIDE HEIGHTS | NJ | | 04/06/2022 | | 308,209 | | (129) | | | (129) | 1,500 | 1,500 | | | |
| P2009023863 | HUNTINGTON BEACH | CA | | 03/23/2022 | | 1,069,831 | | (285) | | | (285) | 3,926 | 3,926 | | | |
| P2009023897 | SACRAMENTO | CA | | 04/08/2022 | | 605,798 | | (259) | | | (259) | 2,646 | 2,646 | | | |
| P2009024024 | SALINAS | CA | | 04/13/2022 | | 603,025 | | (189) | | | (189) | 1,831 | 1,831 | | | |
| P2009024035 | CHICAGO | IL | | 04/21/2022 | | 234,215 | | (78) | | | (78) | 570 | 570 | | | |
| P2009024039 | WALDORF | MD | | 04/13/2022 | | 344,500 | | (91) | | | (91) | 994 | 994 | | | |
| P2009024048 | BALTIMORE | MD | | 04/11/2022 | | 203,816 | | (60) | | | (60) | 544 | 544 | | | |
| P2009024069 | SUMMERSVILLE | SC | | 04/22/2022 | | 260,600 | | (109) | | | (109) | 554 | 554 | | | |
| P2009024116 | NEWARK | NJ | | 04/19/2022 | | 432,822 | | (174) | | | (174) | 1,044 | 1,044 | | | |
| P2009024252 | MODESTO | CA | | 04/18/2022 | | 493,767 | | (194) | | | (194) | 1,606 | 1,606 | | | |
| P2009024255 | FAIRFIELD | CA | | 04/14/2022 | | 755,866 | | (279) | | | (279) | 1,876 | 1,876 | | | |
| P2009025084 | WAKE FOREST | NC | | 10/17/2022 | | | | (104) | | | (104) | 917 | 917 | | | |
| P2009025166 | INGLEWOOD | CA | | 10/27/2022 | | | | (40) | | | (40) | 303 | 303 | | | |
| P2009025231 | HAMILTON | NJ | | 12/09/2022 | | | | (34) | | | (34) | 154 | 154 | | | |
| P2009025245 | FREDERICKSBURG | VA | | 11/15/2022 | | | | (11) | | | (11) | 553 | 553 | | | |
| P2009025335 | SANTA BARBARA | CA | | 12/16/2022 | | | | (225) | | | (225) | 1,576 | 1,576 | | | |
| P2009025354 | BOCA RATON | FL | | 01/13/2023 | | | | (120) | | | (120) | 844 | 844 | | | |
| P2009025395 | BAXLEY | GA | | 01/26/2023 | | | | (21) | | | (21) | 287 | 287 | | | |
| P2009025409 | HOWELL | NJ | | 01/31/2023 | | | | (80) | | | (80) | 537 | 537 | | | |
| P2009025418 | WOODBIDGE | VA | | 02/03/2023 | | | | (72) | | | (72) | 580 | 580 | | | |
| P2009025423 | BLUE RIDGE | GA | | 01/30/2023 | | | | (50) | | | (50) | 2,548 | 2,548 | | | |
| P2009025427 | ANNANDALE | VA | | 01/27/2023 | | | | (92) | | | (92) | 625 | 625 | | | |
| P2009025431 | MATTHEWS | NC | | 01/31/2023 | | | | (52) | | | (52) | 5,447 | 5,447 | | | |
| P2009025436 | PENNSAUKEN | NJ | | 01/27/2023 | | | | (52) | | | (52) | 575 | 575 | | | |
| P2009025438 | WALDORF | MD | | 02/10/2023 | | | | (50) | | | (50) | 320 | 320 | | | |
| P2009025442 | WEST HAVEN | CT | | 01/30/2023 | | | | | | | | 1,301 | 1,301 | | | |
| P2009025444 | BETHESDA | MD | | 01/31/2023 | | | | (30) | | | (30) | 365 | 365 | | | |
| P2009025449 | HARLEYSVILLE | PA | | 02/02/2023 | | | | (132) | | | (132) | 2,173 | 2,173 | | | |
| P2010802584 | COVENTRY | CT | | 10/09/2020 | | 336,387 | | (79) | | | (79) | 1,226 | 1,226 | | | |
| P2010802586 | MILFORD | PA | | 10/20/2020 | | 174,746 | | (497) | | | (497) | 3,678 | 3,678 | | | |
| P2010802588 | BALTIMORE | MD | | 10/27/2020 | | 94,843 | | (41) | | | (41) | 1,447 | 1,447 | | | |
| P2010880039 | WEST HILLS | CA | | 09/22/2020 | | 449,553 | | (536) | | | (536) | 14,274 | 14,274 | | | |
| P2010880043 | NAPLES | FL | | 09/30/2020 | | 289,579 | | (144) | | | (144) | 1,080 | 1,080 | | | |
| P2010880046 | STUDIO CITY | CA | | 09/25/2020 | | 326,912 | | (149) | | | (149) | 1,051 | 1,051 | | | |
| P2010880050 | SAN BERNARDINO | CA | | 09/29/2020 | | 402,473 | | (204) | | | (204) | 1,444 | 1,444 | | | |
| P2010880052 | PLANT CITY | FL | | 09/25/2020 | | 242,235 | | (137) | | | (137) | 703 | 703 | | | |
| P2010880053 | KENNEWICK | WA | | 09/25/2020 | | 204,028 | | (88) | | | (88) | 601 | 601 | | | |
| P2010880056 | COLORADO SPRINGS | CO | | 09/28/2020 | | 152,409 | | (79) | | | (79) | 805 | 805 | | | |
| P2010880058 | SACRAMENTO | CA | | 10/01/2020 | | 260,665 | | (133) | | | (133) | 1,956 | 1,956 | | | |
| P2010880061 | DAWSONVILLE | GA | | 10/05/2020 | | 329,490 | | (160) | | | (160) | 1,356 | 1,356 | | | |
| P2010880063 | BROOKSVILLE | FL | | 09/23/2020 | | 223,621 | | (113) | | | (113) | 1,230 | 1,230 | | | |
| P2010880068 | HALLANDALE BEACH | FL | | 09/25/2020 | | 183,885 | | (88) | | | (88) | 644 | 644 | | | |
| P2010880069 | WHITE PLAINS | MD | | 09/23/2020 | | 345,486 | | (142) | | | (142) | 1,250 | 1,250 | | | |
| P2010880071 | SAN PABLO | CA | | 09/25/2020 | | 349,705 | | (157) | | | (157) | 1,100 | 1,100 | | | |
| P2010880072 | RICHMOND | CA | | 09/25/2020 | | 377,682 | | (170) | | | (170) | 1,188 | 1,188 | | | |
| P2010880073 | RICHMOND | CA | | 09/25/2020 | | 536,214 | | (241) | | | (241) | 1,687 | 1,687 | | | |
| P2010880074 | RICHMOND | CA | | 09/25/2020 | | 492,252 | | (221) | | | (221) | 1,549 | 1,549 | | | |
| P4210914008 | PAROLIEN | UT | | 02/08/2022 | | 275,640 | | (67) | | | (67) | 1,214 | 1,214 | | | |
| P4211215407 | MAULDIN | SC | | 03/08/2022 | | 116,326 | | (42) | | | (42) | 1,007 | 1,007 | | | |

E02.11

STATEMENT AS OF SEPTEMBER 30, 2023 OF THE EAGLE LIFE INSURANCE COMPANY

SCHEDULE B - PART 3

Showing All Mortgage Loans DISPOSED, Transferred or Repaid During the Current Quarter

| 1 Loan Number | Location | | 4 Loan Type | 5 Date Acquired | 6 Disposal Date | 7 Book Value/ Recorded Investment Excluding Accrued Interest Prior Year | Change in Book Value/Recorded Investment | | | | | 14 Book Value/ Recorded Investment Excluding Accrued Interest on Disposal | 15 Consid- eration | 16 Foreign Exchange Gain (Loss) on Disposal | 17 Realized Gain (Loss) on Disposal | 18 Total Gain (Loss) on Disposal |
|------------------|------------------|------------|----------------|--------------------|--------------------|--|--|--|--|--|--|--|--------------------------|--|---|--|
| | 2 City | 3 State | | | | | 8 Unrealized Valuation Increase (Decrease) | 9 Current Year's (Amortization) /Accretion | 10 Current Year's Other- Than- Temporary Impairment Recognized | 11 Capitalized Deferred Interest and Other | 12 Total Change in Book Value (8+9-10+11) | | | | | |
| P4211215636 | TAMARAC | FL | | 02/24/2022 | | 89,300 | | (6) | | | (6) | | 252 | | | 252 |
| P4211215655 | DETROIT | MI | | 02/23/2022 | | 265,155 | | (81) | | | (81) | | 590 | | | 590 |
| P4220115771 | WINTER HAVEN | FL | | 02/08/2022 | | 282,962 | | (65) | | | (65) | | 1,195 | | | 1,195 |
| P4220115791 | SANTA ROSA BEACH | FL | | 02/25/2022 | | 876,796 | | (317) | | | (317) | | 2,762 | | | 2,762 |
| P4220115846 | STERLING HEIGHTS | MI | | 02/24/2022 | | 252,337 | | (61) | | | (61) | | 1,229 | | | 1,229 |
| P4220115875 | LAUREL | MD | | 02/28/2022 | | 130,222 | | (57) | | | (57) | | 269 | | | 269 |
| P4220115966 | ARVADA | CO | | 03/01/2022 | | 1,026,392 | | (206) | | | (206) | | 3,287 | | | 3,287 |
| P4220115975 | LITCHFIELD PARK | AZ | | 02/24/2022 | | 445,795 | | (198) | | | (198) | | 2,939 | | | 2,939 |
| P4220116028 | INDIAN LAND | SC | | 03/07/2022 | | 757,027 | | (194) | | | (194) | | 3,105 | | | 3,105 |
| P4220116067 | ST. CLOUD | FL | | 02/23/2022 | | 297,027 | | (15) | | | (15) | | 1,254 | | | 1,254 |
| P4220116072 | BRADENTON | FL | | 02/25/2022 | | 408,053 | | (166) | | | (166) | | 4,436 | | | 4,436 |
| P4220116112 | LAKELAND | FL | | 02/25/2022 | | 267,035 | | (102) | | | (102) | | 1,256 | | | 1,256 |
| P4220216215 | MIAMI | FL | | 02/28/2022 | | 239,676 | | (109) | | | (109) | | 1,185 | | | 1,185 |
| P4220216230 | BRECKENRIDGE | CO | | 03/07/2022 | | 496,963 | | | | | | | 900 | | | 900 |
| P4220216231 | SAN ANTONIO | TX | | 02/28/2022 | | 287,676 | | (38) | | | (38) | | 1,280 | | | 1,280 |
| P4220216265 | ALBUQUERQUE | NM | | 03/03/2022 | | 241,936 | | (94) | | | (94) | | 601 | | | 601 |
| P4220216799 | BAKER | FL | | 05/02/2022 | | 360,663 | | (155) | | | (155) | | 738 | | | 738 |
| P4220317395 | SPRING LAKE | NJ | | 05/10/2022 | | 2,543,267 | | (571) | | | (571) | | 9,062 | | | 9,062 |
| P4220417855 | COMMERCE CITY | CO | | 04/29/2022 | | 475,569 | | (121) | | | (121) | | 1,381 | | | 1,381 |
| P4220417940 | LEXINGTON | SC | | 05/16/2022 | | 322,234 | | (71) | | | (71) | | 1,014 | | | 1,014 |
| P4220418069 | BETHLEHEM | PA | | 04/29/2022 | | 182,348 | | (79) | | | (79) | | 378 | | | 378 |
| P4220418136 | COLORADO SPRINGS | CO | | 05/16/2022 | | 702,825 | | (174) | | | (174) | | 2,078 | | | 2,078 |
| P4220923514 | WEST PALM BEACH | FL | | 11/07/2022 | | | | (2) | | | (2) | | 192 | | | 192 |
| P4221025138 | EUTAW | AL | | 02/14/2023 | | | | (27) | | | (27) | | 377 | | | 377 |
| P4221025291 | WELLINGTON | FL | | 12/12/2022 | | | | (84) | | | (84) | | 1,026 | | | 1,026 |
| P4221025318 | CLARKSVILLE | TN | | 11/30/2022 | | | | (42) | | | (42) | | 449 | | | 449 |
| P4221125531 | WOODBURY | MN | | 11/30/2022 | | | | (106) | | | (106) | | 23,699 | | | 23,699 |
| P4221125674 | JACKSONVILLE | NC | | 12/08/2022 | | | | (25) | | | (25) | | 131 | | | 131 |
| P4221126368 | FOREST | VA | | 12/15/2022 | | | | (108) | | | (108) | | 671 | | | 671 |
| P4221226454 | AUSTIN | TX | | 02/28/2023 | | | | | | | | | 4,614 | | | 4,614 |
| P4221226462 | SHELBY TOWNSHIP | MI | | 02/23/2023 | | | | (76) | | | (76) | | 862 | | | 862 |
| P4221226739 | ENGLEWOOD | FL | | 01/12/2023 | | | | (2) | | | (2) | | 513 | | | 513 |
| P4221226894 | LEBANON | OR | | 02/21/2023 | | | | (27) | | | (27) | | 549 | | | 549 |
| P4221227030 | FRESNO | CA | | 02/16/2023 | | | | (38) | | | (38) | | 407 | | | 407 |
| P4230127367 | OCALA | FL | | 02/24/2023 | | | | (32) | | | (32) | | 337 | | | 337 |
| P4230127405 | GULF SHORES | AL | | 01/30/2023 | | | | (59) | | | (59) | | 501 | | | 501 |
| P4230127463 | SILVER SPRING | MD | | 02/03/2023 | | | | | | | | | 5,958 | | | 5,958 |
| P4230127644 | DALLAS | TX | | 02/07/2023 | | | | (15) | | | (15) | | 304 | | | 304 |
| P4230127768 | CLAREMONT | NC | | 02/16/2023 | | | | (27) | | | (27) | | 263 | | | 263 |
| P4230127807 | ATHOL | ID | | 02/21/2023 | | | | (233) | | | (233) | | 1,579 | | | 1,579 |
| P4230127895 | EDINBURG | VA | | 02/27/2023 | | | | (34) | | | (34) | | 491 | | | 491 |
| P4230128000 | HOUSTON | TX | | 02/09/2023 | | | | (23) | | | (23) | | 967 | | | 967 |
| P4230128062 | BOYNTON BEACH | FL | | 02/22/2023 | | | | (20) | | | (20) | | 289 | | | 289 |
| P4230128144 | SEMINOLE | FL | | 02/28/2023 | | | | (154) | | | (154) | | 1,017 | | | 1,017 |
| P4230128151 | NAPLES | FL | | 03/03/2023 | | | | | | | | | 968 | | | 968 |
| P4230128180 | STUART | FL | | 02/27/2023 | | | | (67) | | | (67) | | 545 | | | 545 |
| P4230128215 | ROYAL PALM BEACH | FL | | 02/27/2023 | | | | (205) | | | (205) | | 1,980 | | | 1,980 |
| P4230128300 | WILLIAMS | CA | | 02/24/2023 | | | | (29) | | | (29) | | 278 | | | 278 |
| P4230128498 | FORT WORTH | TX | | 02/24/2023 | | | | (11) | | | (11) | | 443 | | | 443 |
| P4230128511 | APPLE VALLEY | CA | | 02/17/2023 | | | | (67) | | | (67) | | 6,777 | | | 6,777 |
| P4230228575 | SEATAC | WA | | 02/22/2023 | | | | (110) | | | (110) | | 936 | | | 936 |

STATEMENT AS OF SEPTEMBER 30, 2023 OF THE EAGLE LIFE INSURANCE COMPANY

SCHEDULE B - PART 3

Showing All Mortgage Loans DISPOSED, Transferred or Repaid During the Current Quarter

| 1 Loan Number | 2 Location | | 4 Loan Type | 5 Date Acquired | 6 Disposal Date | 7 Book Value/ Recorded Investment Excluding Accrued Interest Prior Year | 8 Change in Book Value/Recorded Investment | | | | | 14 Book Value/ Recorded Investment Excluding Accrued Interest on Disposal | 15 Consid- eration | 16 Foreign Exchange Gain (Loss) on Disposal | 17 Realized Gain (Loss) on Disposal | 18 Total Gain (Loss) on Disposal |
|------------------|------------------|------------|----------------|--------------------|--------------------|--|--|--|--|--|--|--|--------------------------|--|---|--|
| | 2 City | 3 State | | | | | 8 Unrealized Valuation Increase (Decrease) | 9 Current Year's (Amortization) /Accretion | 10 Current Year's Other- Than- Temporary Impairment Recognized | 11 Capitalized Deferred Interest and Other | 12 Total Change in Book Value (8+9-10+11) | | | | | |
| P4230228607 | SAN ANTONIO | TX | | 03/01/2023 | | | | (17) | | | (17) | 199 | 199 | | | |
| P4230228702 | CANDLER | NC | | 02/27/2023 | | | | (34) | | | (34) | 420 | 420 | | | |
| P4230228911 | SCOTTSDALE | AZ | | 03/06/2023 | | | | (45) | | | (45) | 935 | 935 | | | |
| P4230229100 | NASHVILLE | TN | | 02/24/2023 | | | | (3,218) | | | (3,218) | 193,214 | 193,214 | | | |
| P4230229220 | SOUTHFIELD | MI | | 03/03/2023 | | | | (26) | | | (26) | 1,028 | 1,028 | | | |
| P4230229372 | AURORA | CO | | 03/06/2023 | | | | (103) | | | (103) | 750 | 750 | | | |
| P5210813515 | VASHON | WA | | 02/01/2022 | | 712,634 | | (146) | | | (146) | 3,222 | 3,222 | | | |
| P5210914025 | SCOTTSDALE | AZ | | 01/14/2022 | | 439,105 | | (188) | | | (188) | 1,869 | 1,869 | | | |
| P5210914057 | NEWTON | NC | | 01/19/2022 | | 169,222 | | (184) | | | (184) | 3,118 | 3,118 | | | |
| P5211114883 | PORT NECHES | TX | | 02/01/2022 | | 471,003 | | (190) | | | (190) | 1,576 | 1,576 | | | |
| P5211115202 | SURPRISE | AZ | | 02/21/2022 | | 428,549 | | 58 | | | 58 | 1,795 | 1,795 | | | |
| P5211115209 | RIVERVIEW | FL | | 02/23/2022 | | 456,418 | | (221) | | | (221) | 1,368 | 1,368 | | | |
| P5220115873 | WINCHESTER | CA | | 02/15/2022 | | 264,150 | | (82) | | | (82) | 790 | 790 | | | |
| P5220115939 | SCOTTSDALE | AZ | | 02/22/2022 | | 2,336,616 | | (1,046) | | | (1,046) | 8,267 | 8,267 | | | |
| P5220115994 | MONTEVALLO | AL | | 04/25/2022 | | 204,582 | | 66 | | | 66 | 822 | 822 | | | |
| P5220116092 | MALVERN | AR | | 02/11/2022 | | 364,911 | | (143) | | | (143) | 1,009 | 1,009 | | | |
| P5220116108 | ROCKVILLE | IN | | 02/25/2022 | | 313,150 | | (148) | | | (148) | 1,010 | 1,010 | | | |
| P5220116152 | TAMPA | FL | | 02/28/2022 | | 531,300 | | (216) | | | (216) | 1,995 | 1,995 | | | |
| P5220116192 | BENTONVILLE | AR | | 02/14/2022 | | 397,955 | | (149) | | | (149) | 933 | 933 | | | |
| P5220216212 | MADISON | TN | | 02/25/2022 | | 146,566 | | (65) | | | (65) | 710 | 710 | | | |
| P5220216245 | SAN DIEGO | CA | | 02/25/2022 | | 834,094 | | (429) | | | (429) | 753 | 753 | | | |
| P5220216422 | ACWORTH | GA | | 02/22/2022 | | 396,512 | | (206) | | | (206) | 11,452 | 11,452 | | | |
| P5220216781 | GROVE CITY | OH | | 04/25/2022 | | 220,074 | | (63) | | | (63) | 766 | 766 | | | |
| P5220316858 | WACO | TX | | 04/19/2022 | | 145,147 | | (57) | | | (57) | 318 | 318 | | | |
| P5220317292 | CORONA DEL MAR | CA | | 04/14/2022 | | 1,072,794 | | (584) | | | (584) | 2,166 | 2,166 | | | |
| P5220317719 | LAKE ELSINORE | CA | | 04/29/2022 | | 381,242 | | (29) | | | (29) | 1,131 | 1,131 | | | |
| P5220418300 | NEW CANEY | TX | | 05/04/2022 | | 279,026 | | (93) | | | (93) | 1,016 | 1,016 | | | |
| P5220923137 | NOLENSVILLE | TN | | 12/14/2022 | | | | (79) | | | (79) | 3,467 | 3,467 | | | |
| P5220923637 | NAPLES | FL | | 11/23/2022 | | | | (127) | | | (127) | 1,455 | 1,455 | | | |
| P5221024348 | OVERLAND PARK | KS | | 11/29/2022 | | | | (121) | | | (121) | 2,618 | 2,618 | | | |
| P5221024520 | EVANS | CO | | 12/13/2022 | | | | (47) | | | (47) | 318 | 318 | | | |
| P5221024724 | REHOBOTH BEACH | DE | | 08/23/2022 | | | | (36) | | | (36) | 832 | 832 | | | |
| P5221024834 | MIAMI | FL | | 11/23/2022 | | | | (20) | | | (20) | 133 | 133 | | | |
| P5221025301 | KILL DEVIL HILLS | NC | | 12/14/2022 | | | | (69) | | | (69) | 1,463 | 1,463 | | | |
| P5221025313 | LAS VEGAS | NV | | 11/07/2022 | | | | (55) | | | (55) | 365 | 365 | | | |
| P5221125351 | HIALEAH | FL | | 11/30/2022 | | | | (44) | | | (44) | 393 | 393 | | | |
| P5221125483 | SAVAGE | MINN | | 11/30/2022 | | | | (14) | | | (14) | 252 | 252 | | | |
| P5221125775 | SAINT CLOUD | FL | | 12/13/2022 | | | | (27) | | | (27) | 205 | 205 | | | |
| P5221125843 | SAN ANTONIO | TX | | 12/02/2022 | | | | (52) | | | (52) | 698 | 698 | | | |
| P5221126155 | DUNWOODY | GA | | 12/15/2022 | | | | (107) | | | (107) | 758 | 758 | | | |
| P5221226470 | LEHIGH ACRES | FL | | 01/23/2023 | | | | (118) | | | (118) | 598 | 598 | | | |
| P5221226574 | TARPON SPRINGS | FL | | 12/12/2022 | | | | (108) | | | (108) | 1,256 | 1,256 | | | |
| P5221226755 | NEWMAN | GA | | 02/14/2023 | | | | (50) | | | (50) | 624 | 624 | | | |
| P5221226767 | KERNVILLE | CA | | 12/16/2022 | | | | (126) | | | (126) | 1,133 | 1,133 | | | |
| P5221226777 | DALLAS | GA | | 02/09/2023 | | | | (15) | | | (15) | 357 | 357 | | | |
| P5221226858 | BONITA SPRINGS | FL | | 12/29/2022 | | | | (110) | | | (110) | 1,404 | 1,404 | | | |
| P5221226899 | SATSUMA | AL | | 12/28/2022 | | | | | | | | 136 | 136 | | | |
| P5221227306 | MESQUITE | TX | | 02/17/2023 | | | | (27) | | | (27) | 271 | 271 | | | |
| P5230127451 | ORLANDO | FL | | 01/31/2023 | | | | (128) | | | (128) | 2,652 | 2,652 | | | |
| P5230127492 | RIVERDALE | CA | | 01/31/2023 | | | | (54) | | | (54) | 327 | 327 | | | |
| P5230127607 | NORTHBROOK | IL | | 02/21/2023 | | | | (107) | | | (107) | 767 | 767 | | | |

E02.13

STATEMENT AS OF SEPTEMBER 30, 2023 OF THE EAGLE LIFE INSURANCE COMPANY

SCHEDULE B - PART 3

Showing All Mortgage Loans DISPOSED, Transferred or Repaid During the Current Quarter

| 1 Loan Number | 2 Location | | 4 Loan Type | 5 Date Acquired | 6 Disposal Date | 7 Book Value/ Recorded Investment Excluding Accrued Interest Prior Year | 8 Change in Book Value/Recorded Investment | | | | | 14 Book Value/ Recorded Investment Excluding Accrued Interest on Disposal | 15 Consid- eration | 16 Foreign Exchange Gain (Loss) on Disposal | 17 Realized Gain (Loss) on Disposal | 18 Total Gain (Loss) on Disposal |
|---|------------------|------------|----------------|--------------------|--------------------|--|--|--|--|--|--|--|--------------------------|--|---|--|
| | 2 City | 3 State | | | | | 8 Unrealized Valuation Increase (Decrease) | 9 Current Year's (Amortization) /Accretion | 10 Current Year's Other- Than- Temporary Impairment Recognized | 11 Capitalized Deferred Interest and Other | 12 Total Change in Book Value (8+9-10+11) | | | | | |
| P5230127810 | AUSTIN | TX | | 02/16/2023 | | | | 5 | | | 5 | 490 | 490 | | | |
| P5230127819 | FLEMING ISLAND | FL | | 02/14/2023 | | | | (109) | | | (109) | 6,996 | 6,996 | | | |
| P5230127914 | BANNING | CA | | 01/24/2023 | | | | (15) | | | (15) | 252 | 252 | | | |
| P5230128008 | ATLANTA | GA | | 02/16/2023 | | | | (15) | | | (15) | 294 | 294 | | | |
| P5230128169 | ORLANDO | FL | | 02/10/2023 | | | | | | | | 419 | 419 | | | |
| P5230128221 | JACKSON | GA | | 09/20/2022 | | | | (57) | | | (57) | 649 | 649 | | | |
| P5230128223 | WELLINGTON | FL | | 10/14/2022 | | | | (296) | | | (296) | 1,969 | 1,969 | | | |
| P5230128224 | LAWRENCEVILLE | GA | | 02/15/2023 | | | | (22) | | | (22) | 333 | 333 | | | |
| P5230128250 | CUTLER BAY | FL | | 02/09/2023 | | | | (72) | | | (72) | 803 | 803 | | | |
| P5230128278 | SOUTH FULTON | GA | | 02/24/2023 | | | | (48) | | | (48) | 606 | 606 | | | |
| P5230128288 | UNION | NJ | | 02/23/2023 | | | | (144) | | | (144) | 699 | 699 | | | |
| P5230128326 | GILBERT | AZ | | 02/28/2023 | | | | (86) | | | (86) | 2,834 | 2,834 | | | |
| P5230128391 | HOLLYWOOD | FL | | 02/10/2023 | | | | (57) | | | (57) | 715 | 715 | | | |
| P5230128430 | RICHMOND | TX | | 02/22/2023 | | | | (109) | | | (109) | 1,413 | 1,413 | | | |
| P5230128458 | LOCUST GROVE | GA | | 09/30/2022 | | | | (43) | | | (43) | 344 | 344 | | | |
| P5230228586 | WINTER HAVEN | FL | | 02/07/2023 | | | | 8 | | | 8 | 538 | 538 | | | |
| P5230228601 | INWOOD | NY | | 03/03/2023 | | | | (215) | | | (215) | 1,121 | 1,121 | | | |
| P5230228763 | NAPLES | FL | | 02/23/2023 | | | | (42) | | | (42) | 1,149 | 1,149 | | | |
| P5230228769 | INDIAN BEACH | NC | | 02/23/2023 | | | | (79) | | | (79) | 868 | 868 | | | |
| P5230228772 | GLENDALE | CA | | 02/15/2023 | | | | (47) | | | (47) | 326 | 326 | | | |
| P5230228781 | HAYDEN | ID | | 02/24/2023 | | | | (149) | | | (149) | 963 | 963 | | | |
| P5230228794 | GLADE VALLEY | NC | | 02/22/2023 | | | | (35) | | | (35) | 675 | 675 | | | |
| P5230229034 | ROYAL PALM BEACH | FL | | 02/17/2023 | | | | (97) | | | (97) | 745 | 745 | | | |
| P5230229111 | LAWRENCEVILLE | GA | | 02/24/2023 | | | | (133) | | | (133) | 2,634 | 2,634 | | | |
| P5230229175 | LAS VEGAS | NV | | 02/03/2023 | | | | (164) | | | (164) | 887 | 887 | | | |
| P5230229178 | CORAL SPRINGS | FL | | 01/24/2023 | | | | (39) | | | (39) | 600 | 600 | | | |
| P5230229182 | BRANDON | FL | | 02/06/2023 | | | | (73) | | | (73) | 591 | 591 | | | |
| P5230229245 | MADISON | MS | | 02/24/2023 | | | | (35) | | | (35) | 524 | 524 | | | |
| P5230229276 | UNION | NJ | | 11/18/2022 | | | | (54) | | | (54) | 609 | 609 | | | |
| P5230229281 | ROSEVILLE | MI | | 11/18/2022 | | | | (19) | | | (19) | 234 | 234 | | | |
| P5230229287 | ROUEMONT | NC | | 11/15/2022 | | | | (44) | | | (44) | 353 | 353 | | | |
| P5230229293 | ELKTON | MD | | 12/27/2022 | | | | (26) | | | (26) | 204 | 204 | | | |
| P5230229314 | SUN CITY WEST | AZ | | 02/21/2023 | | | | (30) | | | (30) | 2,011 | 2,011 | | | |
| P6230224448 | W YARMOUTH | MA | | 02/28/2023 | | | | (48) | | | (48) | 418 | 418 | | | |
| P8220200008 | HOUSTON | TX | | 01/27/2022 | | 244,464 | | (101) | | | (101) | 998 | 998 | | | |
| 0299999 - Mortgages with partial repayments | | | | | | 283,410,822 | | (49,634) | | | (49,634) | 3,227,682 | 3,227,682 | | | |
| 0599999 - Totals | | | | | | 296,104,287 | | (50,001) | | | (50,001) | 44,966,553 | 44,618,553 | | 8,496 | 8,496 |

E02.14

STATEMENT AS OF SEPTEMBER 30, 2023 OF THE EAGLE LIFE INSURANCE COMPANY

SCHEDULE BA - PART 2

Showing Other Long-Term Invested Assets ACQUIRED AND ADDITIONS MADE During the Current Quarter

| 1 CUSIP Identification | 2 Name or Description | 3 Location | | 5 Name of Vendor or General Partner | 6 NAIC Designation, NAIC Designation Modifier and SVO Admini- strative Symbol | 7 Date Originally Acquired | 8 Type and Strategy | 9 Actual Cost at Time of Acquisition | 10 Additional Investment Made After Acquisition | 11 Amount of Encumbrances | 12 Commitment for Additional Investment | 13 Percentage of Ownership |
|--|------------------------------|---------------|-------|---|---|-------------------------------------|------------------------------|---|--|---------------------------------|---|----------------------------------|
| | | City | State | | | | | | | | | |
| 000000-00-0 | BLUE OCEAN INCOME FUND II LP | WILMINGTON | DE | BLUE OCEAN GP LLC | | 10/01/2020 | | | 18,577 | | 4,481 | 0.002 |
| 1999999. Joint Venture Interests - Common Stock - Unaffiliated | | | | | | | | | | | | |
| 000000-00-0 | PRET SFR FUND V LP TRCH 5 | DOVER | DE | PRETIUM PARTNERS | | 08/25/2023 | | 140,393 | | | 4,859,607 | 0.312 |
| 2199999. Joint Venture Interests - Real Estate - Unaffiliated | | | | | | | | | | | | |
| | | | | | | | | 140,393 | | | 4,859,607 | XXX |
| 6099999. Total - Unaffiliated | | | | | | | | | | | | |
| | | | | | | | | 140,393 | 18,577 | | 4,864,088 | XXX |
| 6199999. Total - Affiliated | | | | | | | | | | | | |
| | | | | | | | | | | | | XXX |
| 6299999 - Totals | | | | | | | | | | | | |
| | | | | | | | | 140,393 | 18,577 | | 4,864,088 | XXX |

SCHEDULE BA - PART 3

Showing Other Long-Term Invested Assets DISPOSED, Transferred or Repaid During the Current Quarter

| 1 CUSIP Identification | 2 Name or Description | 3 Location | | 5 Name of Purchaser or Nature of Disposal | 6 Date Originally Acquired | 7 Disposal Date | 8 Book/ Adjusted Carrying Value Less Encum- brances, Prior Year | 9 Change in Book/Adjusted Carrying Value | | | | | | 15 Book/ Adjusted Carrying Value Less Encum- brances on Disposal | 16 Consid- eration | 17 Foreign Exchange Gain (Loss) on Disposal | 18 Realized Gain (Loss) on Disposal | 19 Total Gain (Loss) on Disposal | 20 Invest- ment Income |
|------------------------------|--------------------------|---------------|-------|---|-------------------------------------|-----------------------|--|---|--|---|--|--|---|---|--------------------------|---|---|--|---------------------------------|
| | | City | State | | | | | 9 Unrealized Valuation Increase (De- crease) | 10 Current Year's (Depre- ciation) or (Amorti- zation)/ Accretion | 11 Current Year's Other Than Temporary Impair- ment Recog- nized | 12 Capital- ized Deferred Interest and Other | 13 Total Change in Book/ Adjusted Carrying Value (9+10- 11+12) | 14 Total Foreign Exchange Change in Book/ Adjusted Carrying Value | | | | | | |
| NONE | | | | | | | | | | | | | | | | | | | |
| 6299999 - Totals | | | | | | | | | | | | | | | | | | | |

E03

STATEMENT AS OF SEPTEMBER 30, 2023 OF THE EAGLE LIFE INSURANCE COMPANY

SCHEDULE D - PART 3

Show All Long-Term Bonds and Stock Acquired During the Current Quarter

| 1 CUSIP Identification | 2 Description | 3 Foreign | 4 Date Acquired | 5 Name of Vendor | 6 Number of Shares of Stock | 7 Actual Cost | 8 Par Value | 9 Paid for Accrued Interest and Dividends | 10 NAIC Designation, NAIC Designation Modifier and SVO Admini- strative Symbol |
|--|---|--------------|-----------------------|---------------------|--------------------------------------|------------------|----------------|--|--|
| 032654-BA-2 | ANALOG DEVICES INC SENIOR CORP BND 3.4 | | 09/18/2023 | TAX FREE EXCHANGE | | 3,466,515 | 3,500,000 | 31,194 | 1.G FE |
| 095790-AA-8 | BLUE OCEAN INCOME FUND LP CORP BND 6.0 | | 09/27/2023 | DIRECT | | 352,978 | 352,978 | | 2.A PL |
| 30225V-AL-1 | EXTRA SPACE STORAGE LP SENIOR CORP BND | | 07/25/2023 | TAX FREE EXCHANGE | | 999,199 | 1,000,000 | 2,333 | 2.B FE |
| 30225V-AN-7 | EXTRA SPACE STORAGE LP SENIOR CORP BND | | 07/01/2023 | TAX FREE EXCHANGE | | 1,993,363 | 2,000,000 | 8,889 | 2.B FE |
| 404119-CH-0 | HCA INC SECURED CORP BND 3.125% 03/15/ | | 08/07/2023 | TAX FREE EXCHANGE | | 424,386 | 425,000 | 5,497 | 2.C FE |
| BMS200-C8-6 | LIFE STORAGE LP SENIOR CORP BND 4.000% | | 07/01/2023 | TAX FREE EXCHANGE | | (1,993,351) | (2,000,000) | (8,000) | 2.B FE |
| BMS200-C9-4 | LIFE STORAGE LP SENIOR CORP BND 3.500% | | 07/01/2023 | TAX FREE EXCHANGE | | (999,196) | (1,000,000) | (1,944) | 2.B FE |
| 775109-C6-4 | ROGERS COMMUNICATIONS INC SENIORCORPBND | A. | 07/25/2023 | TAX FREE EXCHANGE | | 1,619,895 | 1,620,000 | 19,008 | 2.C FE |
| 67091Y-AY-0 | OPC CLO LTD OPC 15-9A ABS_ABS 15-9PR 14 | D. | 07/01/2023 | 3RD PARTY | | | | 155 | 1.C FE |
| 05426F-AC-7 | L&K FINANCE PTY LTD CORP BND 4.820% 0 | D. | 07/01/2023 | TAX FREE EXCHANGE | | 1,000,000 | 1,000,000 | 22,627 | 2.A FE |
| 1109999999. Subtotal - Bonds - Industrial and Miscellaneous (Unaffiliated) | | | | | | 6,863,789 | 6,897,978 | 79,759 | XXX |
| 2509999997. Total - Bonds - Part 3 | | | | | | 6,863,789 | 6,897,978 | 79,759 | XXX |
| 2509999998. Total - Bonds - Part 5 | | | | | | XXX | XXX | XXX | XXX |
| 2509999999. Total - Bonds | | | | | | 6,863,789 | 6,897,978 | 79,759 | XXX |
| 4509999997. Total - Preferred Stocks - Part 3 | | | | | | | XXX | | XXX |
| 4509999998. Total - Preferred Stocks - Part 5 | | | | | | XXX | XXX | XXX | XXX |
| 4509999999. Total - Preferred Stocks | | | | | | | XXX | | XXX |
| 5989999997. Total - Common Stocks - Part 3 | | | | | | | XXX | | XXX |
| 5989999998. Total - Common Stocks - Part 5 | | | | | | XXX | XXX | XXX | XXX |
| 5989999999. Total - Common Stocks | | | | | | | XXX | | XXX |
| 5999999999. Total - Preferred and Common Stocks | | | | | | | XXX | | XXX |
| 6009999999 - Totals | | | | | | 6,863,789 | XXX | 79,759 | XXX |

STATEMENT AS OF SEPTEMBER 30, 2023 OF THE EAGLE LIFE INSURANCE COMPANY

SCHEDULE D - PART 4

Show All Long-Term Bonds and Stock Sold, Redeemed or Otherwise Disposed of During the Current Quarter

| 1 | 2 | 3 | 4 | 5 | 6 | 7 | 8 | 9 | 10 | Change In Book/Adjusted Carrying Value | | | | | 16 | 17 | 18 | 19 | 20 | 21 | 22 |
|----------------------|--|---------|---------------|------------------------------------|---------------------------|---------------|-----------|-------------|---|--|---|---|---|--|---|--|----------------------------------|-------------------------------|--|----------------------------------|---|
| | | | | | | | | | | 11 | 12 | 13 | 14 | 15 | | | | | | | |
| CUSIP Identification | Description | Foreign | Disposal Date | Name of Purchaser | Number of Shares of Stock | Consideration | Par Value | Actual Cost | Prior Year Book/Adjusted Carrying Value | Unrealized Valuation Increase/(Decrease) | Current Year's (Amortization)/Accretion | Current Year's Other Than Temporary Impairment Recognized | Total Change in Book/Adjusted Carrying Value (11 + 12 - 13) | Total Foreign Exchange Change in Book /Adjusted Carrying Value | Book/Adjusted Carrying Value at Disposal Date | Foreign Exchange Gain (Loss) on Disposal | Realized Gain (Loss) on Disposal | Total Gain (Loss) on Disposal | Bond Interest/Stock Dividends Received During Year | Stated Contractual Maturity Date | NAIC Designation, NAIC Designation Modifier and SVO Administrative Symbol |
| ..3132DM-4N-2 | FEDERAL HOME LOAN MORTGAGE COR POOL# SDO | | 09/01/2023 | PAYDOWN | | 513,238 | 513,238 | 529,758 | 529,511 | | (16,273) | | (16,273) | | 513,238 | | | | 10,440 | 01/01/2052 | 1.A |
| ..3133B0-RW-5 | FEDERAL HOME LOAN MORTGAGE COR POOL# QD3 | | 09/01/2023 | PAYDOWN | | 406,208 | 406,208 | 425,344 | 424,960 | | (18,752) | | (18,752) | | 406,208 | | | | 8,862 | 12/01/2051 | 1.A |
| ..3133KM-SE-6 | FEDERAL HOME LOAN MORTGAGE COR POOL# RA5 | | 09/01/2023 | PAYDOWN | | 28,843 | 28,843 | 30,087 | 30,062 | | (1,219) | | (1,219) | | 28,843 | | | | 577 | 09/01/2051 | 1.A |
| ..3133KN-4C-4 | FEDERAL HOME LOAN MORTGAGE COR POOL# RA7 | | 09/01/2023 | PAYDOWN | | 71,135 | 71,135 | 72,613 | 72,598 | | (1,463) | | (1,463) | | 71,135 | | | | 2,066 | 04/01/2052 | 1.A |
| ..3133KN-F7-3 | FEDERAL HOME LOAN MORTGAGE COR POOL# RA6 | | 09/01/2023 | PAYDOWN | | 152,217 | 152,217 | 158,924 | 158,792 | | (6,575) | | (6,575) | | 152,217 | | | | 2,793 | 12/01/2051 | 1.A |
| ..3138L4-V5-9 | FEDERAL NATIONAL MORTGAGE ASSO MULTI_MBS | | 09/01/2023 | PAYDOWN | | 7,501 | 7,501 | 7,686 | 7,577 | | (77) | | (77) | | 7,501 | | | | 224 | 08/01/2038 | 1.A |
| ..3138LA-KZ-1 | FEDERAL NATIONAL MORTGAGE ASSO MULTI_MBS | | 09/01/2023 | PAYDOWN | | 7,548 | 7,548 | 7,503 | 7,512 | | 36 | | 36 | | 7,548 | | | | | | 1.A |
| ..3138LF-A4-0 | FEDERAL NATIONAL MORTGAGE ASSO MULTI_MBS | | 09/01/2023 | PAYDOWN | | 22,257 | 22,257 | 22,827 | 22,612 | | (355) | | (355) | | 22,257 | | | | 437 | 09/01/2036 | 1.A |
| ..31398S-UD-3 | FANNIE MAE FNR_10-138 SENIOR AGENCY_CMO | | 07/25/2023 | 3RDPARTY | | 355,208 | 382,587 | 339,109 | 360,347 | | 648 | | 648 | | 360,995 | | (5,787) | (5,787) | 7,440 | 12/25/2040 | 1.A |
| ..31398S-UD-3 | FANNIE MAE FNR_10-138 SENIOR AGENCY_CMO | | 07/01/2023 | PAYDOWN | | 3,006 | 1,725 | 1,529 | 1,624 | | 1,381 | | 1,381 | | 3,006 | | | | | | 1.A |
| ..3140QM-VQ-4 | FEDERAL NATIONAL MORTGAGE ASSO POOL# CB2 | | 09/01/2023 | PAYDOWN | | 104,770 | 104,770 | 108,978 | 108,894 | | (4,124) | | (4,124) | | 104,770 | | | | 2,170 | 12/01/2051 | 1.A |
| ..3140QM-WIE-0 | FEDERAL NATIONAL MORTGAGE ASSO POOL# CB2 | | 09/01/2023 | PAYDOWN | | 305,060 | 305,060 | 307,681 | 307,624 | | (2,564) | | (2,564) | | 305,060 | | | | 7,370 | 12/01/2051 | 1.A |
| ..3140XC-ZA-9 | FEDERAL NATIONAL MORTGAGE ASSO POOL# FM8 | | 09/01/2023 | PAYDOWN | | 46,068 | 46,068 | 48,314 | 48,267 | | (2,198) | | (2,198) | | 46,068 | | | | 856 | 11/01/2050 | 1.A |
| ..3140XD-B3-9 | FEDERAL NATIONAL MORTGAGE ASSO POOL# FM9 | | 09/01/2023 | PAYDOWN | | 383,102 | 383,102 | 392,320 | 392,150 | | (9,049) | | (9,049) | | 383,102 | | | | 7,699 | 09/01/2051 | 1.A |
| ..3140XE-AZ-7 | FEDERAL NATIONAL MORTGAGE ASSO POOL# FM9 | | 09/01/2023 | PAYDOWN | | 715,485 | 715,485 | 754,613 | 753,761 | | (38,277) | | (38,277) | | 715,485 | | | | 14,132 | 12/01/2051 | 1.A |
| ..3140XF-V3-2 | FEDERAL NATIONAL MORTGAGE ASSO POOL# FSO | | 09/01/2023 | PAYDOWN | | 484,105 | 484,105 | 494,393 | 494,207 | | (10,102) | | (10,102) | | 484,105 | | | | 9,487 | 02/01/2052 | 1.A |
| ..93730P-AM-8 | WASHINGTON BIOMEDICAL RESEARCH SENIOR MU | | 07/01/2023 | CALL 100,000 REDEMPTION 100,000 | | 340,000 | 340,000 | 340,000 | 340,000 | | | | | | 340,000 | | | | 20,505 | 07/01/2025 | 1.B FE |
| ..93730P-AM-8 | WASHINGTON BIOMEDICAL RESEARCH SENIOR MU | | 07/01/2023 | | | | | | | | | | | | | | | | | 07/01/2025 | 1.B FE |
| 090999999 | Subtotal - Bonds - U.S. Special Revenues | | | | | 3,945,751 | 3,971,849 | 4,041,679 | 4,060,498 | | (108,963) | | (108,963) | | 3,951,538 | | (5,787) | (5,787) | 95,302 | XXX | XXX |
| ..00119T-AF-1 | AGLCLQTLDAGL_20-5R ABS R-A1R 144A 6.74 | | 07/25/2023 | 3RDPARTY | | 1,984,200 | 2,000,000 | 1,962,000 | | 609 | | | 609 | | 1,962,609 | | (21,591) | (21,591) | 35,032 | 07/20/2034 | 1.A FE |
| ..00141U-AC-7 | AIG CLO LTD AIGIM_18-1A SENIOR ABS_ABS | | 08/04/2023 | 3RDPARTY | | 249,125 | 250,000 | 250,400 | 250,317 | | (43) | | (43) | | 250,274 | | | | 12,042 | 04/20/2032 | 1.A FE |
| ..00206R-GN-6 | AT&T INC SENIOR CORP_BND 6.550% 01/15/ | | 07/20/2023 | 3RDPARTY | | 516,910 | 500,000 | 502,599 | 501,649 | | (159) | | (159) | | 501,490 | | 15,420 | 15,420 | 33,569 | 01/15/2028 | 2.B FE |
| ..002002-AQ-4 | ALLSTATE CORPORATION THE SENIOR CORP_BN | | 07/20/2023 | 3RDPARTY REDEMPTION 100,000 | | 1,001,290 | 1,000,000 | 1,011,380 | 1,006,990 | | (290) | | (290) | | 1,006,700 | | (5,410) | (5,410) | 34,626 | 06/01/2033 | 1.G FE |
| ..02378A-AA-5 | AMERICAN AIRLINES 2017-1 PASS SECURED CO | | 08/15/2023 | REDEMPTION 100,000 | | 23,750 | 23,750 | 23,750 | 23,750 | | | | | | 23,750 | | | | 950 | 08/15/2030 | 2.C FE |
| ..02378M-AA-9 | AMERICAN AIRLINES 2019-1 PASS SECURED CO | | 08/15/2023 | REDEMPTION 100,000 | | 135,718 | 135,718 | 135,718 | 135,718 | | | | | | 135,718 | | | | 4,750 | 08/15/2033 | 3.A FE |
| ..03076C-AH-9 | AMERIPRISE FINANCIAL INC SENIOR CORP_BND | | 07/13/2023 | 3RDPARTY | | 469,990 | 500,000 | 499,465 | 499,790 | | 29 | | 29 | | 499,820 | | (29,800) | (29,800) | 12,059 | 09/15/2026 | 1.G FE |
| ..032654-AZ-8 | ANALOG DEVICES INC SENIOR CORP_BND 144A | | 09/18/2023 | TAX FREE EXCHANGE | | 3,466,515 | 3,500,000 | 3,458,604 | 3,460,627 | | 5,888 | | 5,888 | | 3,466,515 | | | | 91,569 | 06/15/2027 | 1.F FE |
| ..03464B-AA-6 | ANGEL OAK MORTGAGE TRUST AOMT WHOLE_CMO | | 09/01/2023 | PAYDOWN | | 38,887 | 38,887 | 38,886 | 38,879 | | 7 | | 7 | | 38,887 | | | | 788 | 12/25/2066 | 1.A |
| ..035240-AL-4 | ANHEUSER-BUSCH INBEV WORLDWIDE SENIOR CO | | 07/20/2023 | 3RDPARTY | | 967,460 | 1,000,000 | 992,160 | 995,481 | | 438 | | 438 | | 995,918 | | (28,458) | (28,458) | 31,222 | 04/13/2028 | 1.G FE |
| ..037389-BB-8 | ANON CORP SENIOR CORP_BND 4.500% 12/15/ | | 07/21/2023 | 3RDPARTY | | 1,941,320 | 2,000,000 | 1,994,700 | 1,996,595 | | 287 | | 287 | | 1,996,881 | | (55,561) | (55,561) | 55,000 | 12/15/2028 | 2.A FE |
| ..03762Y-AF-4 | APIDOS CLO APID_16-25A ABS -R-A1R 144A | | 08/01/2023 | 3RDPARTY | | 996,000 | 1,000,000 | 991,750 | | 310 | | | 310 | | 992,060 | | 3,940 | 3,940 | 18,857 | 10/20/2031 | 1.A FE |
| ..03769H-AA-5 | APIDOS CLO APID_21-37 ABS_ABS 37 144A | | 07/27/2023 | 3RDPARTY | | 993,750 | 1,000,000 | 1,001,100 | 1,001,068 | | (12) | | (12) | | 1,001,057 | | (7,307) | (7,307) | 46,311 | 10/22/2034 | 1.A FE |
| ..053611-AJ-8 | AVERY DENNISON CORPORATION SENIOR CORP_B | | 07/21/2023 | 3RDPARTY | | 1,973,180 | 2,000,000 | 1,990,000 | 1,993,493 | | 544 | | 544 | | 1,994,037 | | (20,857) | (20,857) | 62,021 | 12/06/2028 | 2.B FE |
| ..053807-AS-2 | AVNET INC SENIOR CORP_BND 4.625% 04/15/ | | 07/20/2023 | 3RDPARTY | | 968,520 | 1,000,000 | 992,760 | 997,258 | | 441 | | 441 | | 997,699 | | (29,179) | (29,179) | 35,844 | 04/15/2026 | 2.C FE |
| ..055331-AA-5 | BLP_23-IND SENIOR_CMS_23-IND 144A 7. | | 07/27/2023 | 3RDPARTY | | 549,484 | 550,000 | 548,607 | | 94 | | | 94 | | 548,701 | | 783 | 783 | 15,342 | 03/15/2040 | 1.A FE |
| ..055331-AC-1 | BLP_23-IND SENIOR_CMS_23-IND 144A 7. | | 07/26/2023 | 3RDPARTY | | 558,600 | 560,000 | 558,599 | | 91 | | | 91 | | 558,690 | | (90) | (90) | 16,687 | 03/15/2028 | 1.D FE |
| ..056054-AA-7 | BX COMMERCIAL MORTGAGE TRUST B LCF SENIO | | 07/15/2023 | PAYDOWN | | 109,888 | 109,888 | 108,617 | 108,660 | | 1,228 | | 1,228 | | 109,888 | | | | 3,748 | 10/15/2036 | 1.A |
| ..05608W-AA-2 | BX COMMERCIAL MORTGAGE TRUST B LCF SENIO | | 07/27/2023 | 3RDPARTY | | 3,281,552 | 3,340,401 | 3,275,680 | | 2,989 | | | 2,989 | | 3,278,669 | | 2,883 | 2,883 | 86,903 | 06/15/2038 | 1.A |
| ..05608W-AA-2 | BX COMMERCIAL MORTGAGE TRUST B LCF SENIO | | 07/17/2023 | PAYDOWN | | 147,257 | 147,257 | 144,404 | | 2,853 | | | 2,853 | | 147,257 | | | | 3,438 | 06/15/2038 | 1.A |
| ..05610H-AA-1 | BX COMMERCIAL MORTGAGE TRUST B SENIOR_CM | | 07/25/2023 | 3RDPARTY | | 1,470,237 | 1,498,629 | 1,462,701 | 624,179 | | 4,364 | | 4,364 | | 1,467,288 | | 2,949 | 2,949 | 46,099 | 02/15/2039 | 1.A |
| ..05610H-AA-1 | BX COMMERCIAL MORTGAGE TRUST B SENIOR_CM | | 07/15/2023 | PAYDOWN | | 218,893 | 218,893 | 213,645 | 91,169 | | 5,215 | | 5,215 | | 218,893 | | | | 6,278 | 02/15/2039 | 1.A |
| ..05610H-AC-7 | BX COMMERCIAL MORTGAGE TRUST B SENIOR_CM | | 07/15/2023 | PAYDOWN | | 1,949,922 | 1,949,922 | 1,941,595 | 1,943,018 | | 6,905 | | 6,905 | | 1,949,922 | | | | 69,696 | 02/15/2039 | 1.A |
| ..056606-AG-0 | BANK OF THE WEST AUTO TRUST BW ABS_ABS | | 07/25/2023 | 3RDPARTY | | 1,691,015 | 1,735,000 | 1,734,847 | 1,734,974 | | (14) | | (14) | | 1,734,960 | | (43,945) | (43,945) | 35,842 | 07/15/2026 | 1.C FE |

E05

STATEMENT AS OF SEPTEMBER 30, 2023 OF THE EAGLE LIFE INSURANCE COMPANY

SCHEDULE D - PART 4

Show All Long-Term Bonds and Stock Sold, Redeemed or Otherwise Disposed of During the Current Quarter

| 1 CUSIP Identification | 2 Description | 3 Foreign | 4 Disposal Date | 5 Name of Purchaser | 6 Number of Shares of Stock | 7 Consideration | 8 Par Value | 9 Actual Cost | 10 Prior Year Book/ Adjusted Carrying Value | Change In Book/Adjusted Carrying Value | | | | | 16 Book/ Adjusted Carrying Value at Disposal Date | 17 Foreign Exchange Gain (Loss) on Disposal | 18 Realized Gain (Loss) on Disposal | 19 Total Gain (Loss) on Disposal | 20 Bond Interest/ Stock Dividends Received During Year | 21 Stated Contractual Maturity Date | 22 NAIC Designation, NAIC Designation Modifier and SVO Administrative Symbol |
|---------------------------|--|--------------|--------------------|------------------------|--------------------------------|--------------------|----------------|------------------|--|---|--|---|--|--|--|--|--|-------------------------------------|---|--|---|
| | | | | | | | | | | 11 Unrealized Valuation Increase/ (Decrease) | 12 Current Year's (Amortization)/ Accretion | 13 Current Year's Other Than Temporary Impairment Recognized | 14 Total Change in Book/ Adjusted Carrying Value (11 + 12 - 13) | 15 Total Foreign Exchange Change in Book /Adjusted Carrying Value | | | | | | | |
| ..07177M-AB-9 | BAXALTA INC SENIOR CORP_BND 4.000% 06/ | | 07/20/2023 | 3RDPARTY | | 289,573 | 298,000 | 295,297 | 297,161 | | 184 | | 184 | 297,345 | | (7,772) | (7,772) | 6,986 | 06/23/2025 | 2.A FE | |
| ..08763Q-AA-0 | BETONY CLO 2 LTD BTNY2_18-1A SENIOR ABS | | 07/31/2023 | PAYDOWN | | 25,317 | 25,317 | 25,011 | | | 306 | | 306 | 25,317 | | | 408 | 04/30/2031 | 1.A FE | | |
| ..099724-AJ-5 | BORGWARNER INC SENIOR CORP_BND 3.375% | | 07/13/2023 | 3RDPARTY | | 722,618 | 750,000 | 747,315 | 749,321 | | 163 | | 163 | 749,484 | | (26,867) | (26,867) | 21,234 | 03/15/2025 | 2.A FE | |
| ..12434F-AA-5 | BX COMMERCIAL MORTGAGE TRUST B SENIOR_CM | | 07/21/2023 | 3RDPARTY | | 5,946,703 | 6,070,000 | 6,061,336 | 6,062,916 | | 872 | | 872 | 6,063,787 | | (117,084) | (117,084) | 213,481 | 12/15/2038 | 1.A | |
| ..12548J-AC-6 | CIFC FUNDING LTD CIFC_17-3A SENIOR ABS_A | | 07/21/2023 | 3RDPARTY | | 2,124,441 | 2,128,166 | 2,129,230 | 2,128,884 | | (46) | | (46) | 2,128,838 | | (4,396) | (4,396) | 98,599 | 07/22/2030 | 1.A FE | |
| ..12548J-AC-6 | CIFC FUNDING LTD CIFC_17-3A SENIOR ABS_A | | 07/20/2023 | PAYDOWN | | 54,546 | 54,546 | 54,573 | 54,564 | | (18) | | (18) | 54,546 | | | | 2,476 | 07/22/2030 | 1.A FE | |
| ..12548J-AG-7 | CIFC FUNDING LTD CIFC_17-3A MEZZANIN ABS | | 08/22/2023 | 3RDPARTY | | 1,999,000 | 2,000,000 | 2,000,000 | 2,000,000 | | | | | 2,000,000 | | (1,000) | (1,000) | 123,343 | 07/20/2030 | 1.F FE | |
| ..12551R-AC-2 | CIFC FUNDING LTD CIFC_18-1A ABS 18-1-B 1 | | 08/02/2023 | 3RDPARTY | | 986,700 | 1,000,000 | 975,000 | | | 703 | | 703 | 975,703 | | 10,997 | 10,997 | 20,131 | 04/18/2031 | 1.B FE | |
| ..12556M-AB-0 | CIM TRUST CIM_19-J1 SUPSEN WHOLE_CMO 19 | | 09/01/2023 | PAYDOWN | | 1,214 | 1,214 | 1,231 | 1,362 | | (148) | | (148) | 1,214 | | | | 28 | 08/25/2049 | 1.A | |
| ..12558T-AA-5 | CIM TRUST CIM_19-J2 WHOLE_CMO 19-J2 144 | | 09/25/2023 | PAYDOWN | | 25,023 | 25,023 | 25,649 | 26,560 | | (1,537) | | (1,537) | 25,023 | | | | 58 | 10/25/2049 | 1.A | |
| ..126117-AT-7 | CNA FINANCIAL CORP SENIOR CORP_BND 4.5 | | 07/21/2023 | 3RDPARTY | | 2,919,900 | 3,000,000 | 2,995,930 | 2,998,160 | | 310 | | 310 | 2,998,471 | | (78,571) | (78,571) | 121,500 | 03/01/2026 | 2.A FE | |
| ..12652C-AR-0 | CREDIT SUISSE MORTGAGE TRUST C WHOLE_CMO | | 09/01/2023 | PAYDOWN | | 14,046 | 14,046 | 14,360 | 14,439 | | (393) | | (393) | 14,046 | | | | 309 | 10/25/2047 | 1.A | |
| ..12659F-AA-3 | CREDIT SUISSE MORTGAGE TRUST C WHOLE_CMO | | 09/01/2023 | PAYDOWN | | 246,523 | 246,523 | 246,522 | 248,086 | | (1,563) | | (1,563) | 246,523 | | | | 3,122 | 10/25/2066 | 1.A FE | |
| ..12660M-AB-3 | CREDIT SUISSE MORTGAGE TRUST C WHOLE_CMO | | 09/01/2023 | PAYDOWN | | 25,566 | 30,583 | 30,582 | 30,258 | | (4,692) | | (4,692) | 25,566 | | | | 572 | 01/25/2067 | 1.A FE | |
| ..127387-AL-2 | CADENCE DESIGN SYSTEMS INC SENIOR CORP_B | | 07/13/2023 | 3RDPARTY | | 2,470,100 | 2,500,000 | 2,520,020 | 2,505,618 | | (1,935) | | (1,935) | 2,503,683 | | (33,583) | (33,583) | 82,639 | 10/15/2024 | 1.G FE | |
| ..14040H-BF-1 | CAPITAL ONE FINANCIAL CORPORAT SENIOR CO | | 07/25/2023 | 3RDPARTY | | 983,110 | 1,000,000 | 1,031,760 | 1,005,421 | | (2,529) | | (2,529) | 1,002,892 | | (19,782) | (19,782) | 28,438 | 04/24/2024 | 2.A FE | |
| ..141781-BU-7 | CARGILL INC SENIOR CORP_BND 144A 3.500 | | 07/24/2023 | 3RDPARTY | | 3,665,006 | 3,770,000 | 3,759,482 | 3,761,811 | | 1,959 | | 1,959 | 3,763,770 | | (98,765) | (98,765) | 100,429 | 04/22/2025 | 1.F FE | |
| ..17321J-AH-7 | CITIGROUP COMMERCIAL MORTGAGE SUB SUB_CM | | 09/01/2023 | PAYDOWN | | 1,000,000 | 1,000,000 | 1,075,195 | 1,007,001 | | (7,001) | | (7,001) | 1,000,000 | | | | 39,492 | 09/10/2046 | 1.A | |
| ..191098-AK-8 | COCA-COLA CONSOLIDATED INC SENIOR CORP_B | | 07/25/2023 | 3RDPARTY | | 963,330 | 1,000,000 | 1,005,510 | 1,001,734 | | (353) | | (353) | 1,001,381 | | (38,051) | (38,051) | 25,544 | 11/25/2025 | 2.A FE | |
| ..19424W-AB-3 | COLLEGE AVE STUDENT LOANS LLC ABS_ABS_2 | | 09/25/2023 | PAYDOWN | | 9,616 | 9,616 | 9,610 | 9,611 | | 5 | | 5 | 9,616 | | | | 150 | 07/26/2055 | 1.A FE | |
| ..19685E-AA-9 | COLT MORTGAGE LOAN TRUST COLT WHOLE_CMO | | 09/01/2023 | PAYDOWN | | 84,086 | 84,086 | 84,086 | 84,335 | | (249) | | (249) | 84,086 | | | | 1,769 | 02/25/2067 | 1.A FE | |
| ..23036G-AA-5 | DBGS MORTGAGE TRUST DBGS_18-B1 SENIOR SE | | 07/21/2023 | 3RDPARTY | | 409,442 | 411,193 | 411,089 | 411,089 | | 17 | | 17 | 411,107 | | (1,664) | (1,664) | 14,357 | 05/15/2035 | 1.A | |
| ..24380X-AA-5 | DEEPHAVEN RESIDENTIAL MORTGAGE WHOLE_CMO | | 09/01/2023 | PAYDOWN | | 67,172 | 67,172 | 67,084 | 67,083 | | 90 | | 90 | 67,172 | | | | 1,864 | 03/25/2067 | 1.A FE | |
| ..24381J-AA-5 | DEEPHAVEN RESIDENTIAL MORTGAGE WHOLE_CMO | | 09/25/2023 | PAYDOWN | | 129,170 | 129,170 | 129,170 | 129,172 | | (1) | | (1) | 129,170 | | | | 1,639 | 11/26/2066 | 1.A FE | |
| ..254010-AD-3 | DIGNITY HEALTH SENIOR CORP_BND 3.812% | | 07/13/2023 | 3RDPARTY | | 977,160 | 1,000,000 | 1,024,760 | 1,005,756 | | (1,647) | | (1,647) | 1,004,109 | | (26,949) | (26,949) | 26,790 | 11/01/2024 | 1.G FE | |
| ..254687-DH-6 | WALT DISNEY CO SENIOR CORP_BND 7.430% | | 07/24/2023 | 3RDPARTY | | 533,330 | 500,000 | 552,130 | 530,990 | | (4,306) | | (4,306) | 526,684 | | 6,646 | 6,646 | 30,442 | 10/01/2026 | 1.G FE | |
| ..26138E-AS-8 | KEURIG DR PEPPER INC SENIOR CORP_BND 3 | | 07/17/2023 | 3RDPARTY | | 1,920,848 | 2,000,000 | 1,975,870 | 1,992,180 | | 1,437 | | 1,437 | 1,993,617 | | (72,769) | (72,769) | 46,089 | 11/15/2025 | 2.B FE | |
| ..26209W-AG-8 | DRIVE AUTO RECEIVABLES TRUST D SUB ABS_A | | 07/25/2023 | 3RDPARTY | | 926,252 | 931,272 | 931,152 | 931,210 | | 32 | | 32 | 931,242 | | (4,989) | (4,989) | 18,262 | 10/15/2026 | 1.A FE | |
| ..26209W-AG-8 | DRIVE AUTO RECEIVABLES TRUST D SUB ABS_A | | 07/15/2023 | PAYDOWN | | 94,192 | 94,192 | 94,186 | 94,186 | | 6 | | 6 | 94,192 | | | | 1,747 | 10/15/2026 | 1.A FE | |
| ..285512-AD-1 | ELECTRONIC ARTS INC SENIOR CORP_BND 4 | | 07/20/2023 | 3RDPARTY | | 3,471,527 | 3,500,000 | 3,600,230 | 3,549,561 | | (9,228) | | (9,228) | 3,540,333 | | (68,806) | (68,806) | 150,733 | 03/01/2026 | 2.A FE | |
| ..290023-AB-7 | ELMWOOD CLO IV LTD ELMW4_20-1A SUB ABS_A | | 08/08/2023 | 3RDPARTY | | 4,741,260 | 4,750,000 | 4,693,000 | | | 629 | | 629 | 4,695,629 | | 45,631 | 45,631 | 99,912 | 01/15/2033 | 1.A FE | |
| ..293791-AT-6 | ENTERPRISE PRODUCTS OPERATING SENIOR COR | | 07/20/2023 | 3RDPARTY | | 436,716 | 437,000 | 441,829 | 440,272 | | (108) | | (108) | 440,164 | | (3,448) | (3,448) | 22,545 | 03/01/2035 | 2.A FE | |
| ..31738K-AA-7 | FINANCE OF AMERICA STRUCTURED WHOLE_CMO | | 08/25/2023 | PAYDOWN | | 3,603,056 | 3,603,056 | 3,544,174 | 3,547,923 | | 55,133 | | 55,133 | 3,603,056 | | | | 35,982 | 10/25/2050 | 1.A FE | |
| ..31738K-AB-5 | FINANCE OF AMERICA STRUCTURED WHOLE_CMO | | 08/25/2023 | PAYDOWN | | 804,620 | 804,620 | 790,072 | 804,620 | | 13,780 | | 13,780 | 804,620 | | | | 8,032 | 10/25/2050 | 1.A FE | |
| ..31847R-AF-9 | FIRST AMERICAN FINANCIAL CORP SENIOR COR | | 07/21/2023 | 3RDPARTY | | 2,343,912 | 2,400,000 | 2,415,288 | 2,405,202 | | (1,531) | | (1,531) | 2,403,671 | | (59,759) | (59,759) | 76,667 | 11/15/2024 | 2.B FE | |
| ..33773R-AP-3 | FISERV INC SENIOR CORP_BND 3.850% 06/0 | | 07/21/2023 | 3RDPARTY | | 2,427,900 | 2,500,000 | 2,487,600 | 2,495,319 | | 1,059 | | 1,059 | 2,496,379 | | (68,479) | (68,479) | 62,563 | 06/01/2025 | 2.B FE | |
| ..33844N-AG-5 | FLAGSHIP CREDIT AUTO TRUST FCA SUB ABS_A | | 07/15/2023 | PAYDOWN | | 212,515 | 212,515 | 212,488 | 212,515 | | | | | 212,515 | | | | 5,244 | 09/16/2024 | 1.A FE | |
| ..33845D-AD-3 | FLAGSHIP CREDIT AUTO TRUST FCA SUB ABS_A | | 07/25/2023 | 3RDPARTY | | 772,330 | 774,964 | 774,750 | 774,884 | | 52 | | 52 | 774,935 | | (2,605) | (2,605) | 20,693 | 12/16/2024 | 1.A FE | |
| ..33845D-AD-3 | FLAGSHIP CREDIT AUTO TRUST FCA SUB ABS_A | | 07/15/2023 | PAYDOWN | | 170,717 | 170,717 | 170,770 | 170,700 | | 18 | | 18 | 170,717 | | | | 4,312 | 12/16/2024 | 1.A FE | |
| ..33846A-AG-1 | FLAGSHIP CREDIT AUTO TRUST FCA SUB ABS_A | | 07/25/2023 | 3RDPARTY | | 999,779 | 1,000,000 | 999,779 | 999,913 | | 28 | | 28 | 999,941 | | (22,363) | (22,363) | 17,637 | 12/15/2025 | 1.D FE | |
| ..34528Q-HX-5 | FORD CREDIT FLOORPLAN MASTER 0 ABS_23-1 | | 07/20/2023 | 3RDPARTY | | 4,942,188 | 5,000,000 | 4,999,743 | | | 6 | | 6 | 4,999,749 | | (57,562) | (57,562) | 50,150 | 05/15/2028 | 1.C FE | |
| ..35042A-AA-1 | FOUNDATIONFINANCETRUSTFFIN_ABS 23-1-A 1 | | 09/15/2023 | PAYDOWN | | 381,795 | 381,795 | 379,292 | | | 2,503 | | 2,503 | 381,795 | | | | 5,743 | 12/15/2043 | 1.A FE | |
| ..35042P-AA-8 | FOUNDATION FINANCE TRUST FFIN ABS_ABS_2 | | 09/15/2023 | PAYDOWN | | 76,160 | 76,160 | 76,158 | 76,158 | | 2 | | 2 | 76,160 | | | | 1,109 | 01/15/2042 | 1.D FE | |
| ..35137L-AH-8 | FOX CORP SENIOR CORP_BND 4.709% 01/25/ | | 07/25/2023 | 3RDPARTY | | 2,905,620 | 3,000,000 | 3,000,000 | 3,000,000 | | | | | 3,000,000 | | (94,380) | (94,380) | 142,055 | 01/25/2029 | 2.B FE | |
| ..35802X-AJ-2 | FRESENTUS MEDICAL CARE US FINA SENIOR CO | | 07/13/2023 | 3RDPARTY | | 982,550 | 1,000,000 | 1,031,350 | 1,008,785 | | (3,013) | | (3,013) | 1,005,773 | | (23,223) | (23,223) | 35,889 | 10/15/2024 | 2.C FE | |
| ..36167Y-AA-6 | GCAT GCAT 21-NQM7 WHOLE_CMO 21-NQM7 144 | | 09/01/2023 | PAYDOWN | | 252,944 | 252,944 | 252,939 | 252,991 | | (48) | | (48) | 252,944 | | | | 3,282 | 08/25/2066 | 1.A | |

E05.1

STATEMENT AS OF SEPTEMBER 30, 2023 OF THE EAGLE LIFE INSURANCE COMPANY

SCHEDULE D - PART 4

Show All Long-Term Bonds and Stock Sold, Redeemed or Otherwise Disposed of During the Current Quarter

| 1 | 2 | 3 | 4 | 5 | 6 | 7 | 8 | 9 | 10 | Change In Book/Adjusted Carrying Value | | | | | 16 | 17 | 18 | 19 | 20 | 21 | 22 |
|----------------------|--|---------|---------------|--------------------------------------|---------------------------|---------------|------------|-------------|--|---|--|---|--|--|--|--|----------------------------------|-------------------------------|---|----------------------------------|---|
| | | | | | | | | | | 11 | 12 | 13 | 14 | 15 | | | | | | | |
| CUSIP Identification | Description | Foreign | Disposal Date | Name of Purchaser | Number of Shares of Stock | Consideration | Par Value | Actual Cost | Prior Year Book/ Adjusted Carrying Value | Unrealized Valuation Increase/ (Decrease) | Current Year's (Amortization)/ Accretion | Current Year's Other Than Temporary Impairment Recognized | Total Change in Book/ Adjusted Carrying Value (11 + 12 - 13) | Total Foreign Exchange Change in Book /Adjusted Carrying Value | Book/ Adjusted Carrying Value at Disposal Date | Foreign Exchange Gain (Loss) on Disposal | Realized Gain (Loss) on Disposal | Total Gain (Loss) on Disposal | Bond Interest/ Stock Dividends Received During Year | Stated Contractual Maturity Date | NAIC Designation, NAIC Designation Modifier and SVO Administrative Symbol |
| ..361888-CT-9 | PENDING ABS_23-1-B 144A 5.730% 06/15/ | | 07/20/2023 | 3RDPARTY | | 2,652,311 | 2,652,000 | 2,651,292 | | | 4 | | 4 | | 2,651,296 | | 1,015 | 1,015 | 10,975 | 06/15/2028 | 1.0 FE |
| ..36242D-SW-9 | GSR MORTGAGE LOAN TRUST GSR_05 WHOLE_CMO | | 09/01/2023 | PAYDOWN | | 1,619 | 1,619 | 1,624 | 1,627 | (7) | | | (7) | | 1,619 | | | | 58 | 06/25/2035 | 1.A FM |
| ..36258F-AA-7 | GS MORTGAGE_BACKED SECURITIES WHOLE_CMO | | 09/01/2023 | PAYDOWN | | 4,926 | 4,926 | 5,044 | 5,293 | | | | (367) | | 4,926 | | | | 114 | 05/25/2050 | 1.A |
| ..36262D-AA-6 | GS MORTGAGE_BACKED SECURITIES WHOLE_CMO | | 09/01/2023 | PAYDOWN | | 34,384 | 34,384 | 35,180 | 36,504 | | (2,119) | | (2,119) | | 34,384 | | | | 834 | 07/25/2050 | 1.A |
| ..36263N-AB-1 | GS MORTGAGEBACKED SECURITIES T SUSPEN WH | | 09/01/2023 | PAYDOWN | | 171,775 | 171,775 | 168,742 | 169,006 | | 2,769 | | 2,769 | | 171,775 | | | | 2,933 | 05/28/2052 | 1.A |
| ..36263V-AB-3 | GS MORTGAGEBACKED SECURITIES T WHOLE_CMO | | 09/01/2023 | PAYDOWN | | 88,677 | 88,677 | 88,982 | 88,977 | | (302) | | (302) | | 88,677 | | | | 1,496 | 04/25/2052 | 1.A |
| ..36264E-AG-9 | GS MORTGAGEBACKED SECURITIES T WHOLE_CMO | | 09/01/2023 | PAYDOWN | | 17,561 | 17,561 | 17,923 | 18,003 | | (441) | | (441) | | 17,561 | | | | 496 | 05/25/2062 | 1.A |
| ..36265A-AA-9 | GS MORTGAGE SECURITIES TRUST G SENIOR_CM | | 07/25/2023 | 3RDPARTY | | 10,364,963 | 10,550,000 | 10,516,702 | 10,514,002 | | 11,916 | | 11,916 | | 10,525,918 | | (160,955) | (160,955) | 372,377 | 11/15/2036 | 1.A |
| ..36319Q-BN-1 | GALAXY CLO LTD GALXY_15-19A ABS 19AR-A1 | | 07/24/2023 | PAYDOWN | | 18,060 | 18,060 | 17,888 | | | 172 | | 172 | | 18,060 | | | | 544 | 07/24/2030 | 1.A FE |
| ..37331N-AD-3 | GEORGIA-PACIFIC LLC SENIOR CORP_BND 144A | | 07/15/2023 | MATURITY | | 1,000,000 | 1,000,000 | 1,077,630 | 1,003,514 | | (3,514) | | (3,514) | | 1,000,000 | | | | 37,340 | 07/15/2023 | 1.0 FE |
| ..38081E-AA-9 | GOLDEN BEAR GLDN_16-1A SENIOR ABS_ABS_1 | | 09/20/2023 | PAYDOWN | | 20,296 | 20,296 | 20,296 | 20,296 | | | | | | 20,296 | | | | 761 | 09/20/2047 | 1.A FE |
| ..38136M-AU-2 | HLA_18-2A ABS 2A-AR 144A 6.498% 11/20/ | | 07/20/2023 | 3RDPARTY | | 8,099,389 | 8,151,329 | 8,074,344 | | | 2,241 | | 2,241 | | 8,076,585 | | 22,804 | 22,804 | 57,671 | 11/20/2030 | 1.A FE |
| ..38136M-AU-2 | HLA_18-2A ABS 2A-AR 144A 6.498% 11/20/ | | 07/20/2023 | PAYDOWN | | 848,671 | 848,671 | 840,656 | | | 8,015 | | 8,015 | | 848,671 | | | | 145,541 | 11/20/2030 | 1.A FE |
| ..38141G-ZH-0 | GOLDMAN SACHS GROUP INC/THE SENIOR CORP | | 07/21/2023 | 3RDPARTY | | 3,023,165 | 3,095,000 | 3,093,160 | 3,093,717 | | 348 | | 348 | | 3,094,064 | | (70,899) | (70,899) | 54,530 | 01/24/2025 | 1.F FE |
| ..38411H-AA-3 | GRACIE POINT INTERNATIONAL FUN ABS_ABS | | 09/01/2023 | PAYDOWN | | 1,129,849 | 1,129,849 | 1,129,849 | 1,129,849 | | | | | | 1,129,849 | | | | 50,007 | 04/01/2024 | 1.0 FE |
| ..39121J-AH-3 | GREAT RIVER ENERGY SECURED CORP_BND 144A | | 07/01/2023 | CALL 100.0000 REDEMPTION 100.0000 | | 44,000 | 44,000 | 41,659 | 43,309 | | 119 | | 119 | | 43,428 | | | 572 | 1,970 | 07/01/2030 | 1.0 FE |
| ..39121J-AH-3 | GREAT RIVER ENERGY SECURED CORP_BND 144A | | 07/01/2023 | | | | | | | | | | | | | | | | | 07/01/2030 | 1.0 FE |
| ..404119-CD-9 | HCA INC SECURED CORP_BND 144A 3.125% 0 | | 08/07/2023 | TAX FREE EXCHANGE | | 424,386 | 425,000 | 424,159 | 424,287 | | 99 | | 99 | | 424,386 | | | | 12,138 | 03/15/2027 | 2.C FE |
| ..418056-AH-0 | HASBRO INC SENIOR CORP_BND 6.600% 07/1 | | 07/25/2023 | 3RDPARTY | | 512,062 | 500,000 | 507,645 | 503,332 | | (292) | | (292) | | 503,039 | | 9,022 | 9,022 | 34,100 | 07/15/2028 | 2.C FE |
| ..42770W-AA-7 | HERO FUNDING TRUST HERO_16-2A SENIOR ABS | | 09/20/2023 | PAYDOWN | | 15,507 | 15,507 | 15,502 | 15,663 | | (156) | | (156) | | 15,507 | | | | 339 | 09/20/2041 | 1.A FE |
| ..42786E-AU-2 | HERSHEY COMPANY THE SENIOR CORP_BND 3 | | 07/13/2023 | 3RDPARTY | | 966,350 | 1,000,000 | 997,030 | 999,122 | | 175 | | 175 | | 999,297 | | (32,947) | (32,947) | 28,978 | 08/21/2025 | 1.E FE |
| ..42824C-AW-9 | HEWLETT PACKARD ENTERPRISE CO SENIOR COR | | 07/20/2023 | 3RDPARTY | | 989,300 | 1,000,000 | 985,039 | 994,560 | | 1,040 | | 1,040 | | 995,600 | | (6,300) | (6,300) | 37,975 | 10/15/2025 | 2.B FE |
| ..46591F-AC-8 | JP MORGAN MORTGAGE TRUST JPMIT WHOLE_CMO | | 09/01/2023 | PAYDOWN | | 16,287 | 16,287 | 16,654 | 16,470 | | (183) | | (183) | | 16,287 | | | | 432 | 11/25/2049 | 1.A |
| ..46591K-AC-7 | JP MORGAN MORTGAGE TRUST JPMIT WHOLE_CMO | | 09/01/2023 | PAYDOWN | | 13,688 | 13,688 | 13,866 | 13,799 | | (111) | | (111) | | 13,688 | | | | 316 | 03/25/2050 | 1.A |
| ..46591T-AC-8 | JP MORGAN MORTGAGE TRUST JPMIT WHOLE_CMO | | 09/01/2023 | PAYDOWN | | 32,500 | 32,500 | 33,267 | 34,923 | | (2,422) | | (2,422) | | 32,500 | | | | 769 | 07/25/2050 | 1.A |
| ..465976-AA-6 | JP MORGAN MORTGAGE TRUST JPMIT WHOLE_CMO | | 09/01/2023 | PAYDOWN | | 40,449 | 40,449 | 39,714 | 39,702 | | 747 | | 747 | | 40,449 | | | | 882 | 07/25/2052 | 1.A |
| ..466304-AA-0 | JP MORGAN CHASE COMMERCIAL MOR SENIOR_CM | | 07/26/2023 | 3RDPARTY | | 1,001,563 | 1,000,000 | 997,500 | 997,513 | | 620 | | 620 | | 998,133 | | 3,430 | 3,430 | 43,075 | 12/15/2036 | 1.A FE |
| ..466304-AG-7 | JP MORGAN CHASE COMMERCIAL MOR SENIOR_CM | | 07/26/2023 | 3RDPARTY | | 1,001,719 | 1,000,000 | 997,500 | 997,512 | | 613 | | 613 | | 998,126 | | 3,593 | 3,593 | 46,033 | 12/15/2036 | 1.0 FE |
| ..46639N-AW-1 | JPMBB COMMERCIAL MORTGAGE SEC SUB SUB_C | | 09/01/2023 | PAYDOWN | | 262,136 | 262,136 | 260,959 | 261,597 | | 540 | | 540 | | 262,136 | | | | 7,566 | 07/15/2045 | 1.B |
| ..46648C-AH-7 | JP MORGAN MORTGAGE TRUST JPMIT WHOLE_CMO | | 09/01/2023 | PAYDOWN | | 32,739 | 32,739 | 33,308 | 33,179 | | (440) | | (440) | | 32,739 | | | | 746 | 01/25/2047 | 1.A |
| ..46648H-AG-8 | JP MORGAN MORTGAGE TRUST JPMIT WHOLE_CMO | | 09/01/2023 | PAYDOWN | | 31,287 | 31,287 | 31,001 | 31,058 | | 230 | | 230 | | 31,287 | | | | 762 | 05/25/2047 | 1.A |
| ..46649K-AA-3 | JP MORGAN MORTGAGE TRUST JPMIT WHOLE_CMO | | 09/01/2023 | PAYDOWN | | 17,347 | 17,347 | 17,512 | 17,783 | | (436) | | (436) | | 17,347 | | | | 408 | 10/25/2048 | 1.A |
| ..46650H-AC-2 | JP MORGAN MORTGAGE TRUST JPMIT SUSPEN WH | | 09/01/2023 | PAYDOWN | | 5,024 | 5,024 | 5,158 | 5,424 | | (400) | | (400) | | 5,024 | | | | 144 | 05/25/2049 | 1.A |
| ..46650J-AG-9 | JP MORGAN MORTGAGE TRUST JPMIT SUSPEN WH | | 09/01/2023 | PAYDOWN | | 16,096 | 16,096 | 16,373 | 16,231 | | (135) | | (135) | | 16,096 | | | | 371 | 12/25/2048 | 1.A |
| ..46651A-AT-9 | JP MORGAN MORTGAGE TRUST JPMIT WHOLE_CMO | | 09/01/2023 | PAYDOWN | | 10,147 | 10,147 | 10,276 | 10,204 | | (56) | | (56) | | 10,147 | | | | 302 | 12/25/2049 | 1.A |
| ..46651B-AC-4 | JP MORGAN MORTGAGE TRUST JPMIT SUSPEN WH | | 09/01/2023 | PAYDOWN | | 17,344 | 17,344 | 17,615 | 18,187 | | (844) | | (844) | | 17,344 | | | | 423 | 12/25/2049 | 1.A |
| ..46651Y-AQ-5 | JP MORGAN MORTGAGE TRUST JPMIT WHOLE_CMO | | 09/01/2023 | PAYDOWN | | 17,701 | 17,701 | 18,516 | 18,956 | | (1,255) | | (1,255) | | 17,701 | | | | 413 | 06/25/2050 | 1.A |
| ..46651Y-AC-4 | JPMORGANMORTGAGETRUSTJPMIT WHOLE_CMO_19 | | 09/01/2023 | PAYDOWN | | 18,871 | 18,871 | 19,325 | 19,879 | | (1,008) | | (1,008) | | 18,871 | | | | 479 | 05/25/2050 | 1.A |
| ..46653Q-AC-9 | JP MORGAN MORTGAGE TRUST JPMIT SENIOR WH | | 09/01/2023 | PAYDOWN | | 144,112 | 144,112 | 143,369 | 143,364 | | 748 | | 748 | | 144,112 | | | | 2,369 | 05/25/2052 | 1.A |
| ..46654T-AC-2 | JP MORGAN MORTGAGE TRUST JPMIT WHOLE_CMO | | 09/25/2023 | PAYDOWN | | 199,345 | 199,345 | 199,158 | 199,912 | | (567) | | (567) | | 199,345 | | | | 3,201 | 06/25/2052 | 1.A |
| ..482480-AE-0 | KLA CORP SENIOR CORP_BND 4.650% 11/01/ | | 07/20/2023 | 3RDPARTY | | 718,294 | 725,000 | 742,212 | 730,284 | | (1,829) | | (1,829) | | 728,455 | | (10,161) | (10,161) | 24,629 | 11/01/2024 | 1.0 FE |
| ..49338L-AB-9 | KEYSIGHT TECHNOLOGIES INC SENIOR CORP_BN | | 07/13/2023 | 3RDPARTY | | 986,330 | 1,000,000 | 1,029,520 | 1,006,765 | | (2,263) | | (2,263) | | 1,004,502 | | (18,172) | (18,172) | 32,482 | 10/30/2024 | 2.B FE |
| ..50076Q-AR-7 | KRAFT HEINZ FOODS CO SENIOR CORP_BND 6 | | 07/20/2023 | 3RDPARTY | | 839,843 | 750,000 | 847,830 | 836,806 | | (1,892) | | (1,892) | | 834,914 | | 4,929 | 4,929 | 51,276 | 01/26/2039 | 2.B FE |
| ..501044-CN-9 | KROGER CO SENIOR CORP_BND 5.400% 07/15/ | | 07/20/2023 | 3RDPARTY | | 1,631,082 | 1,700,000 | 1,676,166 | 1,678,761 | | 414 | | 414 | | 1,679,176 | | (48,094) | (48,094) | 94,095 | 07/15/2040 | 2.A FE |
| ..512807-AN-8 | LAM RESEARCH CORPORATION SENIOR CORP_BND | | 07/20/2023 | 3RDPARTY | | 978,740 | 1,000,000 | 1,009,710 | 1,002,585 | | (744) | | (744) | | 1,001,841 | | (23,101) | (23,101) | 32,617 | 03/15/2025 | 2.0 FE |

E05.2

STATEMENT AS OF SEPTEMBER 30, 2023 OF THE EAGLE LIFE INSURANCE COMPANY

SCHEDULE D - PART 4

Show All Long-Term Bonds and Stock Sold, Redeemed or Otherwise Disposed of During the Current Quarter

| 1 | 2 | 3 | 4 | 5 | 6 | 7 | 8 | 9 | 10 | Change In Book/Adjusted Carrying Value | | | | | 16 | 17 | 18 | 19 | 20 | 21 | 22 |
|----------------------|--|---------|---------------|-------------------|---------------------------|---------------|-----------|-------------|---|--|---|---|---|--|---|--|----------------------------------|-------------------------------|--|----------------------------------|---|
| | | | | | | | | | | 11 | 12 | 13 | 14 | 15 | | | | | | | |
| CUSIP Identification | Description | Foreign | Disposal Date | Name of Purchaser | Number of Shares of Stock | Consideration | Par Value | Actual Cost | Prior Year Book/Adjusted Carrying Value | Unrealized Valuation Increase/(Decrease) | Current Year's (Amortization)/Accretion | Current Year's Other Than Temporary Impairment Recognized | Total Change in Book/Adjusted Carrying Value (11 + 12 - 13) | Total Foreign Exchange Change in Book /Adjusted Carrying Value | Book/Adjusted Carrying Value at Disposal Date | Foreign Exchange Gain (Loss) on Disposal | Realized Gain (Loss) on Disposal | Total Gain (Loss) on Disposal | Bond Interest/Stock Dividends Received During Year | Stated Contractual Maturity Date | NAIC Designation, NAIC Designation Modifier and SVO Administrative Symbol |
| ..524901-AT-2 | LEGG MASON INC SENIOR CORP_BND 3.950% | | 07/13/2023 | 3RD PARTY | | 980,480 | 1,000,000 | 989,590 | 997,859 | | 742 | | 742 | | 998,601 | | (18,121) | (18,121) | 39,719 | 07/15/2024 | 1.F FE |
| ..53227J-AB-0 | LIFE STORAGE LP SENIOR CORP_BND 4.000% | | 07/01/2023 | TAX FREE EXCHANGE | | 11 | | | | | 11 | | 11 | | 11 | | | | 42,889 | 06/15/2029 | 2.B FE |
| ..540424-AS-7 | LOEWS CORPORATION SENIOR CORP_BND 3.75 | | 07/18/2023 | 3RD PARTY | | 970,970 | 1,000,000 | 997,840 | 999,213 | | 127 | | 127 | | 999,340 | | (28,370) | (28,370) | 30,104 | 04/01/2026 | 1.G FE |
| ..548661-AK-3 | LOWES COMPANIES INC SENIOR CORP_BND 6 | | 07/13/2023 | 3RD PARTY | | 541,910 | 500,000 | 574,290 | 533,793 | | (2,552) | | (2,552) | | 531,241 | | 10,669 | 10,669 | 27,264 | 03/15/2029 | 2.A FE |
| ..550670-AA-0 | LUX AETERNA 2022-1 LLC ABS_ABS 4.000% | | 09/20/2023 | PAYDOWN | | 135,511 | 135,511 | 131,649 | 44,063 | | 3,805 | | 3,805 | | 135,511 | | | | 3,559 | 10/01/2050 | 1.E PL |
| ..55068*-AA-1 | LUX AETERNA 2022-2 LLC ABS_ABS 4.000% | | 09/20/2023 | PAYDOWN | | 130,398 | 130,398 | 126,682 | 42,560 | | 3,665 | | 3,665 | | 130,398 | | | | 3,682 | 10/01/2050 | 1.E PL |
| ..55068*-AB-9 | LUX AETERNA 2022-2 LLC ABS_ABS 4.250% | | 07/01/2023 | PAYDOWN | | | | | (3,019) | | | | | | | | | | 180 | 10/01/2050 | 2.A PL |
| ..552732-AA-7 | MFRA TRUST MFRA_21-INV2 WHOLE_CMO_21-IN | | 09/01/2023 | PAYDOWN | | 117,553 | 117,553 | 117,551 | 117,552 | | 1 | | 1 | | 117,553 | | | | 1,499 | 11/25/2056 | 1.A FE |
| ..55282G-AA-5 | MESSAGE ENVY FRANCHISING LLC M SENIOR AB | | 07/31/2023 | PAYDOWN | | 7,500 | 7,500 | 7,500 | 7,500 | | | | | | 7,500 | | | | 363 | 07/30/2049 | 2.B FE |
| ..55336V-AG-5 | MPLX LP SENIOR CORP_BND 4.875% 12/01/2 | | 07/20/2023 | 3RD PARTY | | 985,820 | 1,000,000 | 1,042,930 | 1,010,684 | | (3,594) | | (3,594) | | 1,007,089 | | (21,269) | (21,269) | 31,552 | 12/01/2024 | 2.B FE |
| ..55820N-AQ-4 | MADISON PARK FUNDING LTD MDPK ABS 24A-BR | | 08/02/2023 | 3RD PARTY | | 1,937,325 | 1,950,000 | 1,941,225 | | | (771) | | (771) | | 1,940,454 | | (3,129) | (3,129) | 40,762 | 10/22/2029 | 1.C FE |
| ..55822E-AA-7 | MADISON PARK FUNDING LTD MDPK SENIOR ABS | | 08/03/2023 | 3RD PARTY | | 3,137,747 | 3,150,000 | 3,106,250 | | | 2,100 | | 2,100 | | 3,108,350 | | 29,396 | 29,396 | 70,137 | 01/18/2034 | 1.A FE |
| ..559080-AK-2 | MAGELLAN MIDSTREAM PARTNERS LP SENIOR CO | | 07/20/2023 | 3RD PARTY | | 992,500 | 1,000,000 | 998,750 | 999,536 | | 77 | | 77 | | 999,614 | | (7,114) | (7,114) | 44,861 | 03/01/2026 | 2.A FE |
| ..57636Q-AB-0 | MASTERCARD INC SENIOR CORP_BND 3.375% | | 07/20/2023 | 3RD PARTY | | 985,490 | 1,000,000 | 1,018,390 | 1,003,088 | | (1,379) | | (1,379) | | 1,001,709 | | (16,219) | (16,219) | 27,469 | 04/01/2024 | 1.D FE |
| ..579780-AK-3 | MCCORMICK & COMPANY INCORPORAT SENIOR CO | | 07/24/2023 | 3RD PARTY | | 1,423,269 | 1,500,000 | 1,490,100 | 1,496,823 | | 596 | | 596 | | 1,497,419 | | (74,150) | (74,150) | 33,511 | 11/15/2025 | 2.B FE |
| ..58550N-AC-5 | MELLO MORTGAGE CAPITAL ACCEPTA SUSPEN VH | | 09/01/2023 | PAYDOWN | | 38,670 | 38,670 | 38,706 | 38,701 | | (31) | | (31) | | 38,670 | | | | 647 | 12/25/2051 | 1.A |
| ..59523U-AM-9 | MID-AMERICA APARTMENTS LP SENIOR CORP_BN | | 07/20/2023 | 3RD PARTY | | 970,060 | 1,000,000 | 989,900 | 996,674 | | 623 | | 623 | | 997,297 | | (27,237) | (27,237) | 27,667 | 11/15/2025 | 1.G FE |
| ..609207-AZ-8 | MONDELEZ INTERNATIONAL INC SENIOR CORP_B | | 07/21/2023 | 3RD PARTY | | 3,257,085 | 3,334,000 | 3,326,032 | 3,329,135 | | 2,261 | | 2,261 | | 3,331,396 | | (74,311) | (74,311) | 60,614 | 03/17/2024 | 2.B FE |
| ..61747Y-EJ-0 | MORGAN STANLEY FXD-FRN SENIOR CORP_BND | | 07/21/2023 | 3RD PARTY | | 2,090,626 | 2,095,000 | 2,095,000 | 2,095,000 | | | | | | 2,095,000 | | (4,374) | (4,374) | 52,460 | 01/24/2025 | 1.E FE |
| ..61947D-AA-7 | MOSAIC SOLAR LOANS LLC MSA1C_2 ABS_ABS | | 09/20/2023 | PAYDOWN | | 37,731 | 37,731 | 33,771 | 34,020 | | 3,710 | | 3,710 | | 37,731 | | | | 379 | 12/20/2046 | 1.D FE |
| ..62475H-AC-9 | MTN COMMERCIAL MORTGAGE TRUST SUB_CMS | | 07/26/2023 | 3RD PARTY | | 6,703,847 | 6,820,000 | 6,785,888 | 6,790,471 | | 3,406 | | 3,406 | | 6,793,877 | | (90,031) | (90,031) | 284,869 | 03/15/2039 | 1.A |
| ..62942Q-CZ-4 | NEW RESIDENTIAL ADVANCE RECEIV ABS_ABS | | 09/15/2023 | PAYDOWN | | 2,250,000 | 2,250,000 | 2,249,996 | 2,249,883 | | 117 | | 117 | | 2,250,000 | | | | 48,129 | 09/15/2053 | 2.B FE |
| ..63940U-AB-0 | NAVIENT STUDENT LOAN TRUST NAV SENIOR AB | | 09/15/2023 | PAYDOWN | | 41,019 | 41,019 | 39,295 | | | 1,724 | | 1,724 | | 41,019 | | | | 825 | 12/15/2059 | 1.A FE |
| ..63940Y-AB-2 | NAVIENT STUDENT LOAN TRUST NAV SENIOR AB | | 09/15/2023 | PAYDOWN | | 15,683 | 15,683 | 14,776 | | | 907 | | 907 | | 15,683 | | | | 245 | 02/15/2068 | 1.A FE |
| ..63942C-AA-0 | NAVIENT STUDENT LOAN TRUST NAV SENIOR AB | | 07/25/2023 | 3RD PARTY | | 1,218,372 | 1,309,637 | 1,204,866 | 1,204,927 | | 4,751 | | 4,751 | | 1,209,678 | | 8,694 | 8,694 | 47,970 | 04/15/2068 | 1.A FE |
| ..63942C-AA-0 | NAVIENT STUDENT LOAN TRUST NAV SENIOR AB | | 07/17/2023 | PAYDOWN | | 33,388 | 33,388 | 30,717 | 30,719 | | 2,670 | | 2,670 | | 33,388 | | | | 1,165 | 04/15/2060 | 1.A FE |
| ..63942K-AA-2 | NAVIENT PRIVATE EDUCATION LOAN ABS_ABS | | 09/15/2023 | PAYDOWN | | 88,888 | 88,888 | 88,754 | 88,770 | | 119 | | 119 | | 88,888 | | | | 936 | 04/15/2070 | 1.A FE |
| ..63942M-AA-8 | NAVIENT STUDENT LOAN TRUST NAV ABS_ABS | | 09/15/2023 | PAYDOWN | | 229,523 | 229,523 | 229,518 | 229,519 | | 4 | | 4 | | 229,523 | | | | 3,414 | 07/15/2070 | 1.A FE |
| ..64134J-AA-1 | NEUBERGER BERMAN CLO LTD NEUB ABS -40A-A | | 07/27/2023 | 3RD PARTY | | 1,491,750 | 1,500,000 | 1,485,000 | | | 281 | | 281 | | 1,485,281 | | 6,469 | 6,469 | 27,832 | 04/18/2033 | 1.A FE |
| ..64831M-AA-0 | NEW RESIDENTIAL MORTGAGE LOAN WHOLE_CMO | | 09/01/2023 | PAYDOWN | | 23,942 | 23,942 | 23,852 | 23,963 | | (21) | | (21) | | 23,942 | | | | 507 | 03/27/2062 | 1.A |
| ..666807-BG-6 | NORTHROP GRUMMAN CORP SENIOR CORP_BND | | 08/01/2023 | MATURITY | | 1,000,000 | 1,000,000 | 997,110 | 995,477 | | 4,523 | | 4,523 | | 1,000,000 | | | | 32,500 | 08/01/2023 | 2.A FE |
| ..67097L-AH-9 | OPC CLO LTD OPC_17-13A SENIOR ABS_ABS_1 | | 07/31/2023 | 3RD PARTY | | 2,938,792 | 2,955,342 | 2,912,489 | 2,913,065 | | 5,135 | | 5,135 | | 2,918,200 | | 20,592 | 20,592 | 135,604 | 07/15/2030 | 1.A FE |
| ..67097L-AH-9 | OPC CLO LTD OPC_17-13A SENIOR ABS_ABS_1 | | 07/17/2023 | PAYDOWN | | 44,658 | 44,658 | 44,011 | 44,019 | | 639 | | 639 | | 44,658 | | | | 1,920 | 07/15/2030 | 1.A FE |
| ..67103H-AG-2 | O'REILLY AUTOMOTIVE INC SENIOR CORP_BND | | 07/20/2023 | 3RD PARTY | | 1,463,850 | 1,500,000 | 1,495,980 | 1,497,633 | | 221 | | 221 | | 1,497,855 | | (34,005) | (34,005) | 42,231 | 06/01/2028 | 2.B FE |
| ..682441-AA-8 | ONEAMERICA FINANCIAL PARTNERS SENIOR COR | | 07/20/2023 | 3RD PARTY | | 473,733 | 450,000 | 437,301 | 441,484 | | 302 | | 302 | | 441,785 | | 31,948 | 31,948 | 24,413 | 10/15/2033 | 1.G FE |
| ..682696-AA-7 | ONEMAIN FINANCIAL ISSUANCE TRU ABS 20-2A | | 07/21/2023 | 3RD PARTY | | 3,223,002 | 3,595,000 | 3,226,547 | | | 13,276 | | 13,276 | | 3,239,823 | | (16,821) | (16,821) | 10,949 | 09/14/2035 | 1.A FE |
| ..682696-AA-6 | ONEMAIN FINANCIAL ISSUANCE TRU ABS 19-2A | | 07/21/2023 | 3RD PARTY | | 653,728 | 719,000 | 658,334 | | | 1,762 | | 1,762 | | 660,096 | | (6,368) | (6,368) | 4,453 | 10/14/2036 | 1.A FE |
| ..690742-AF-8 | OWENS CORNING SENIOR CORP_BND 3.400% 0 | | 07/25/2023 | 3RD PARTY | | 1,132,740 | 1,200,000 | 1,105,324 | 1,153,202 | | 6,887 | | 6,887 | | 1,160,089 | | (27,349) | (27,349) | 38,760 | 08/15/2026 | 2.B FE |
| ..69361J-AA-4 | PRKCM_21-AFC2 TRUST WHOLE_CMO_21-AFC2 1 | | 09/01/2023 | PAYDOWN | | 84,469 | 84,469 | 84,468 | 84,559 | | (90) | | (90) | | 84,469 | | | | 1,197 | 11/25/2056 | 1.A FE |
| ..693684-AM-4 | PSMC TRUST PSMC_20-1 WHOLE_CMO_20-1 144 | | 09/01/2023 | PAYDOWN | | 26,354 | 26,354 | 27,614 | | | (1,260) | | (1,260) | | 26,354 | | | | 566 | 01/25/2050 | 1.A |
| ..69375B-AM-9 | PSMC_19-3 WHOLE_CMO_19-3 144A 3.500% | | 09/01/2023 | PAYDOWN | | 5,013 | 5,013 | 5,126 | 5,053 | | (40) | | (40) | | 5,013 | | | | 122 | 11/25/2049 | 1.A |
| ..695156-AR-0 | PACKAGING CORP OF AMERICA SENIOR CORP_BN | | 07/13/2023 | 3RD PARTY | | 1,519,574 | 1,550,000 | 1,567,197 | 1,553,155 | | (1,362) | | (1,362) | | 1,551,793 | | (32,219) | (32,219) | 47,460 | 09/15/2024 | 2.B FE |
| ..69702B-AA-9 | PALMER SQUARE LOAN FUNDING LTD ABS_ABS | | 07/21/2023 | 3RD PARTY | | 3,525,285 | 3,546,564 | 3,512,695 | | | 179 | | 179 | | 3,512,874 | | 12,411 | 12,411 | 107,108 | 07/20/2029 | 1.A FE |
| ..69702B-AA-9 | PALMER SQUARE LOAN FUNDING LTD ABS_ABS | | 07/20/2023 | PAYDOWN | | 193,427 | 193,427 | 191,580 | | | 1,847 | | 1,847 | | 193,427 | | | | 5,670 | 07/20/2029 | 1.A FE |
| ..69702D-AA-5 | PALMER SQUARE LOAN FUNDING LTD ABS_ABS | | 07/27/2023 | 3RD PARTY | | 347,218 | 349,050 | 345,630 | | | 138 | | 138 | | 345,768 | | 1,450 | 1,450 | 4,194 | 05/20/2029 | 1.A FE |
| ..713448-EH-7 | PEPSICO INC SENIOR CORP_BND 5.500% 05/ | | 07/20/2023 | 3RD PARTY | | 1,049,210 | 1,000,000 | 1,042,232 | 1,034,947 | | (1,164) | | (1,164) | | 1,033,783 | | 15,427 | 15,427 | 38,042 | 05/15/2035 | 1.E FE |

STATEMENT AS OF SEPTEMBER 30, 2023 OF THE EAGLE LIFE INSURANCE COMPANY

SCHEDULE D - PART 4

Show All Long-Term Bonds and Stock Sold, Redeemed or Otherwise Disposed of During the Current Quarter

| 1 | 2 | 3 | 4 | 5 | 6 | 7 | 8 | 9 | 10 | Change In Book/Adjusted Carrying Value | | | | | 16 | 17 | 18 | 19 | 20 | 21 | 22 |
|----------------------|--|---------|---------------|-------------------|---------------------------|---------------|------------|-------------|---|--|---|---|---|--|---|--|----------------------------------|-------------------------------|--|----------------------------------|---|
| | | | | | | | | | | 11 | 12 | 13 | 14 | 15 | | | | | | | |
| CUSIP Identification | Description | Foreign | Disposal Date | Name of Purchaser | Number of Shares of Stock | Consideration | Par Value | Actual Cost | Prior Year Book/Adjusted Carrying Value | Unrealized Valuation Increase/(Decrease) | Current Year's (Amortization)/Accretion | Current Year's Other Than Temporary Impairment Recognized | Total Change in Book/Adjusted Carrying Value (11 + 12 - 13) | Total Foreign Exchange Change in Book /Adjusted Carrying Value | Book/Adjusted Carrying Value at Disposal Date | Foreign Exchange Gain (Loss) on Disposal | Realized Gain (Loss) on Disposal | Total Gain (Loss) on Disposal | Bond Interest/Stock Dividends Received During Year | Stated Contractual Maturity Date | NAIC Designation, NAIC Designation Modifier and SVO Administrative Symbol |
| ..741503-AW-6 | BOOKING HOLDINGS INC SENIOR CORP_BND 3 | | 07/13/2023 | 3RDPARTY | | 975,640 | 1,000,000 | 1,032,470 | 1,008,599 | | (2,356) | | (2,356) | | 1,006,243 | | (30,603) | (30,603) | 30,619 | 03/15/2025 | 1.G FE |
| ..74834L-AV-2 | QUEST DIAGNOSTICS INCORPORATED SENIOR CO | | 07/20/2023 | 3RDPARTY | | 493,570 | 500,000 | 511,625 | 501,460 | | (833) | | (833) | | 500,627 | | (7,057) | (7,057) | 17,295 | 04/01/2024 | 2.B FE |
| ..749384-AA-1 | RCKT MORTGAGE TRUST RCKT_21-5 SENIOR WHO | | 09/01/2023 | PAYDOWN | | 90,014 | 90,014 | 90,028 | 89,501 | | 513 | | 513 | | 90,014 | | | | 1,505 | 11/25/2051 | 1.A |
| ..74939F-AA-6 | WOODWARD CAPITAL MANAGEMENT RC SUPSEN VH | | 09/25/2023 | PAYDOWN | | 81,663 | 81,663 | 80,017 | 80,027 | | 1,636 | | 1,636 | | 81,663 | | | | 1,326 | 01/25/2052 | 1.A |
| ..74939K-AA-4 | WOODWARD CAPITAL MANAGEMENT RC SENIOR VH | | 09/01/2023 | PAYDOWN | | 174,512 | 206,581 | 205,742 | 205,945 | | (31,433) | | (31,433) | | 174,512 | | | | 3,514 | 12/25/2051 | 1.A |
| ..75000H-AA-2 | PENDING ABS_24-A1 144A 7.708% 01/15/3 | | 07/27/2023 | 3RDPARTY | | 1,632,723 | 1,627,839 | 1,631,828 | | | 12 | | 12 | | 1,631,840 | | 883 | 883 | 35,504 | 01/15/2032 | 1.A FE |
| ..75000H-AA-2 | PENDING ABS_24-A1 144A 7.708% 01/15/3 | | 07/17/2023 | PAYDOWN | | 55,840 | 55,840 | 55,977 | | | (137) | | (137) | | 55,840 | | | | 1,051 | 01/15/2032 | 1.A FE |
| ..75409X-AA-4 | RATE MORTGAGE TRUST RATE_21-HB WHOLE_CMO | | 09/01/2023 | PAYDOWN | | 289,639 | 289,639 | 288,870 | 288,987 | | 652 | | 652 | | 289,639 | | | | 4,615 | 12/25/2051 | 1.A |
| ..75888T-AE-5 | REGATTA XVI FUNDING LTD REG16 SUB ABS_AB | | 07/27/2023 | 3RDPARTY | | 14,679,200 | 14,800,000 | 14,807,400 | 14,806,340 | | (601) | | (601) | | 14,805,739 | | (126,539) | (126,539) | 793,862 | 01/18/2033 | 1.C FE |
| ..759351-AL-3 | REINSURANCE GROUP OF AMERICA I SENIOR CO | | 09/15/2023 | MATURITY | | 2,000,000 | 2,000,000 | 2,069,080 | 2,010,266 | | (10,266) | | (10,266) | | 2,000,000 | | | | 94,000 | 09/15/2023 | 2.A FE |
| ..76042U-AA-1 | REPUBLIC FINANCE ISSUANCE TRUS ABS_ABS | | 07/17/2023 | 3RDPARTY | | 2,348,300 | 2,560,000 | 2,559,166 | 2,559,389 | | 112 | | 112 | | 2,559,501 | | (211,201) | (211,201) | 34,183 | 12/22/2031 | 1.C FE |
| ..78433Q-AA-3 | SG CAPITAL PARTNERS SGR_21-1 WHOLE_CMO | | 09/25/2023 | PAYDOWN | | 56,529 | 56,529 | 56,529 | 56,757 | | (228) | | (228) | | 56,529 | | | | 1,154 | 03/27/2062 | 1.A FE |
| ..78449V-AC-0 | SMB PRIVATE EDUCATION LOAN TRU ABS A-A2B | | 07/21/2023 | 3RDPARTY | | 935,929 | 953,055 | 936,860 | | | 343 | | 343 | | 937,203 | | (1,274) | (1,274) | | 09/15/2054 | 1.A FE |
| ..78449V-AC-0 | SMB PRIVATE EDUCATION LOAN TRU ABS A-A2B | | 07/25/2023 | PAYDOWN | | 18,814 | 18,814 | 18,494 | | | 320 | | 320 | | 18,814 | | | | 4,698 | 09/15/2054 | 1.A FE |
| ..78450F-AA-5 | SMB PRIVATE EDUCATION LOAN TRU ABS_ABS | | 09/15/2023 | PAYDOWN | | 231,472 | 231,472 | 230,055 | 230,151 | | 1,320 | | 1,320 | | 231,472 | | | | 4,399 | 11/16/2054 | 1.A FE |
| ..78450M-AA-0 | SMB PRIVATE EDUCATION LOAN TRU ABS_ABS | | 07/18/2023 | 3RDPARTY | | 703,455 | 785,983 | 707,538 | | | 863 | | 863 | | 708,401 | | (4,946) | (4,946) | 2,384 | 02/15/2051 | 1.A FE |
| ..78450M-AA-0 | SMB PRIVATE EDUCATION LOAN TRU ABS_ABS | | 07/15/2023 | PAYDOWN | | 19,611 | 19,611 | 17,654 | | | 1,957 | | 1,957 | | 19,611 | | | | 55 | 02/15/2051 | 1.A FE |
| ..78472U-AC-2 | SREIT TRUST SREIT_21-MFP SUB_CMBS_21-MF | | 07/26/2023 | 3RDPARTY | | 1,323,475 | 1,350,000 | 1,342,102 | 1,343,603 | | 774 | | 774 | | 1,344,378 | | (20,903) | (20,903) | 49,524 | 11/15/2038 | 1.A |
| ..81746F-AG-0 | SEQUOIA MORTGAGE TRUST SEMT_17 SUPSEN VH | | 09/01/2023 | PAYDOWN | | 32,468 | 32,468 | 33,220 | 33,260 | | (793) | | (793) | | 32,468 | | | | 829 | 09/25/2047 | 1.A |
| ..81748A-AA-2 | SEQUOIA MORTGAGE TRUST SEMT_20 SUPSEN VH | | 09/01/2023 | PAYDOWN | | 26,194 | 26,194 | 26,734 | 27,179 | | (986) | | (986) | | 26,194 | | | | 505 | 04/25/2050 | 1.A |
| ..81748C-AA-8 | SEQUOIA MORTGAGE TRUST SEMT_21 SENIOR VH | | 09/01/2023 | PAYDOWN | | 46,991 | 46,991 | 47,109 | 47,106 | | (115) | | (115) | | 46,991 | | | | 780 | 01/25/2052 | 1.A |
| ..81748K-AA-0 | SEQUOIA MORTGAGE TRUST SEMT_20 WHOLE_CMO | | 09/01/2023 | PAYDOWN | | 15,430 | 15,430 | 15,811 | 16,281 | | (851) | | (851) | | 15,430 | | | | 339 | 03/25/2050 | 1.A |
| ..817826-AB-6 | 7-ELEVEN INC SENIOR CORP_BND 144A 0.80 | | 07/20/2023 | 3RDPARTY | | 1,911,649 | 1,967,000 | 1,902,620 | 1,929,358 | | 19,018 | | 19,018 | | 1,948,376 | | (36,728) | (36,728) | 15,037 | 02/10/2024 | 2.B FE |
| ..82281E-AA-5 | SHELLPOINT CO-ORIGINATOR TRUST WHOLE_CMO | | 09/01/2023 | PAYDOWN | | 5,320 | 5,320 | 5,186 | 5,160 | | 160 | | 160 | | 5,320 | | | | 121 | 11/25/2046 | 1.A |
| ..82652N-AC-2 | SIERRA RECEIVABLES FUNDING COM SUB ABS_A | | 09/20/2023 | PAYDOWN | | 40,190 | 40,190 | 40,187 | | | 3 | | 3 | | 40,190 | | | | 795 | 08/20/2036 | 2.B FE |
| ..83192C-AB-3 | SMB PRIVATE EDUCATION LOAN TRU ABS B-A2A | | 09/15/2023 | PAYDOWN | | 24,833 | 24,833 | 23,273 | | | 1,561 | | 1,561 | | 24,833 | | | | 178 | 06/15/2037 | 1.A FE |
| ..83208A-AA-1 | SMB PRIVATE EDUCATION LOAN TRU ABS -APT1 | | 09/15/2023 | PAYDOWN | | 9,702 | 9,702 | 8,410 | | | 1,292 | | 1,292 | | 9,702 | | | | 32 | 01/15/2053 | 1.A FE |
| ..83406T-AB-8 | SOCIAL PROFESSIONAL LOAN PROGR SENIOR AB | | 09/15/2023 | PAYDOWN | | 7,055 | 7,055 | 7,143 | 7,132 | | (77) | | (77) | | 7,055 | | | | 119 | 05/15/2046 | 1.A FE |
| ..842400-EB-5 | SOUTHERN CALIFORNIA EDISON COM SENIOR CO | | 07/20/2023 | 3RDPARTY | | 779,318 | 750,000 | 868,898 | 804,458 | | (4,220) | | (4,220) | | 800,238 | | (20,920) | (20,920) | 40,593 | 04/01/2029 | 2.B FE |
| ..8447HB-AC-6 | WELLS FARGO BANK NA SUB CORP_BND 6.565 | | 07/20/2023 | 3RDPARTY | | 1,023,960 | 1,000,000 | 1,077,740 | 1,031,370 | | (3,140) | | (3,140) | | 1,028,230 | | (4,270) | (4,270) | 39,937 | 12/15/2027 | 2.A FE |
| ..84610W-AB-1 | LIFE STORAGE LP SENIOR CORP_BND 3.500% | | 07/25/2023 | TAX FREE EXCHANGE | | 3 | | | | | 3 | | 3 | | 3 | | | | 36,389 | 07/01/2026 | 2.B FE |
| ..85236W-CE-4 | SREIT TRUST SREIT_21-MFP2 SENIOR_CMBS_2 | | 07/21/2023 | 3RDPARTY | | 2,941,641 | 3,000,000 | 2,988,594 | 2,988,228 | | 3,306 | | 3,306 | | 2,991,534 | | (49,893) | (49,893) | 102,651 | 11/15/2036 | 1.A |
| ..85236W-CG-9 | SREIT TRUST SREIT_21-MFP2 SENIOR_CMBS_2 | | 07/21/2023 | 3RDPARTY | | 2,941,875 | 3,000,000 | 2,988,593 | 2,988,056 | | 3,452 | | 3,452 | | 2,991,509 | | (49,634) | (49,634) | 109,032 | 11/15/2036 | 1.A |
| ..85573U-AA-9 | STARWOOD MORTGAGE RESIDENTIAL WHOLE_CMO | | 09/01/2023 | PAYDOWN | | 85,574 | 85,574 | 86,068 | 86,068 | | (494) | | (494) | | 85,574 | | | | 1,732 | 02/25/2067 | 1.A FE |
| ..86745A-AA-4 | SUNNOVA HELIOS VIII ISSUER LLC SENIOR AB | | 09/20/2023 | PAYDOWN | | 45,009 | 45,009 | 44,312 | 44,338 | | 672 | | 672 | | 45,009 | | | | 834 | 02/22/2049 | 1.D FE |
| ..87167N-DC-6 | SYMPHONY CLO LTD SYMP_20-23A ABS 3-R-AR | | 08/04/2023 | 3RDPARTY | | 993,300 | 1,000,000 | 986,500 | | | 580 | | 580 | | 987,800 | | 6,220 | 6,220 | 19,902 | 01/17/2034 | 1.A FE |
| ..87232B-AF-9 | TCI-SYMPHONY CLO TSYPM_17-1A SENIOR ABS | | 07/24/2023 | 3RDPARTY | | 1,883,826 | 1,886,151 | 1,866,824 | 1,867,256 | | 1,455 | | 1,455 | | 1,868,711 | | 15,115 | 15,115 | 84,151 | 07/15/2030 | 1.A FE |
| ..87232B-AF-9 | TCI-SYMPHONY CLO TSYPM_17-1A SENIOR ABS | | 07/17/2023 | PAYDOWN | | 41,975 | 41,975 | 41,325 | 41,335 | | 640 | | 640 | | 41,975 | | | | 1,795 | 07/15/2030 | 1.A FE |
| ..87249A-AA-3 | TICPCLDLDTCIP_17-9A ABS 7-9A-A 144A 6 | | 07/20/2023 | PAYDOWN | | 73,569 | 73,569 | 72,962 | | | 607 | | 607 | | 73,569 | | | | 1,188 | 01/20/2031 | 1.A FE |
| ..872635-AA-5 | TOORAK MORTGAGE TRUST TRK_22-1 SENIOR VH | | 09/25/2023 | PAYDOWN | | 241,001 | 241,001 | 240,471 | 240,506 | | 495 | | 495 | | 241,001 | | | | 4,250 | 02/25/2057 | 1.A FE |
| ..87267H-AA-5 | TPGI TRUST TPGI_21-DGWD LCF SENIOR_CMBS | | 07/27/2023 | 3RDPARTY | | 9,201,516 | 9,378,461 | 9,343,292 | 9,350,439 | | 2,626 | | 2,626 | | 9,353,065 | | (151,549) | (151,549) | 327,301 | 06/15/2026 | 1.A |
| ..87267H-AA-5 | TPGI TRUST TPGI_21-DGWD LCF SENIOR_CMBS | | 07/17/2023 | PAYDOWN | | 934,698 | 934,698 | 931,193 | 931,905 | | 2,793 | | 2,793 | | 934,698 | | | | 30,113 | 06/15/2026 | 1.A |
| ..886546-AB-6 | TIFFANY & CO SENIOR CORP_BND 3.800% 10 | | 07/14/2023 | 3RDPARTY | | 979,610 | 1,000,000 | 1,019,840 | 1,004,092 | | (1,453) | | (1,453) | | 1,002,640 | | (23,030) | (23,030) | 30,294 | 10/01/2024 | 1.E FE |
| ..904764-BC-0 | UNILEVER CAPITAL CORP SENIOR CORP_BND | | 08/07/2023 | 3RDPARTY | | 1,311,040 | 1,365,000 | 1,344,375 | 1,353,292 | | 1,184 | | 1,184 | | 1,354,476 | | (43,436) | (43,436) | 40,653 | 03/22/2028 | 1.E FE |
| ..907818-CS-5 | UNION PACIFIC CORPORATION SENIOR CORP BN | | 07/20/2023 | 3RDPARTY | | 610,290 | 600,000 | 608,214 | 605,048 | | (209) | | (209) | | 604,839 | | 5,451 | 5,451 | 20,873 | 06/01/2033 | 1.G FE |

STATEMENT AS OF SEPTEMBER 30, 2023 OF THE EAGLE LIFE INSURANCE COMPANY

SCHEDULE D - PART 4

Show All Long-Term Bonds and Stock Sold, Redeemed or Otherwise Disposed of During the Current Quarter

| 1 | 2 | 3 | 4 | 5 | 6 | 7 | 8 | 9 | 10 | Change In Book/Adjusted Carrying Value | | | | | 16 | 17 | 18 | 19 | 20 | 21 | 22 |
|----------------------|--|---------|---------------|---------------------|---------------------------|---------------|-----------|-------------|--|---|--|---|--|--|--|--|----------------------------------|-------------------------------|---|----------------------------------|---|
| | | | | | | | | | | 11 | 12 | 13 | 14 | 15 | | | | | | | |
| CUSIP Identification | Description | Foreign | Disposal Date | Name of Purchaser | Number of Shares of Stock | Consideration | Par Value | Actual Cost | Prior Year Book/ Adjusted Carrying Value | Unrealized Valuation Increase/ (Decrease) | Current Year's (Amortization)/ Accretion | Current Year's Other Than Temporary Impairment Recognized | Total Change in Book/ Adjusted Carrying Value (11 + 12 - 13) | Total Foreign Exchange Change in Book /Adjusted Carrying Value | Book/ Adjusted Carrying Value at Disposal Date | Foreign Exchange Gain (Loss) on Disposal | Realized Gain (Loss) on Disposal | Total Gain (Loss) on Disposal | Bond Interest/ Stock Dividends Received During Year | Stated Contractual Maturity Date | NAIC Designation, NAIC Designation Modifier and SVO Administrative Symbol |
| ..90931E-AA-2 | UNITED AIRLINES 2019-1 PASS TH SECURED C | | 08/25/2023 | REDEMPTION 100.0000 | | 69,210 | 69,210 | 69,210 | 69,210 | | | | | | 69,210 | | | | 3,149 | 08/25/2031 | 2.C FE |
| ..90983V-AA-1 | UNITED COMMUNITIES LLC SECURED MUNITAX_B | | 09/15/2023 | | | 25,255 | 25,255 | 25,125 | 25,136 | | 120 | | 120 | | 25,255 | | | | 1,417 | 09/15/2051 | 2.B FE |
| ..92212K-AA-4 | VANTAGE DATA CENTERS ISSUER LL SENIOR AB | | 09/15/2023 | PAYDOWN | | 2,500 | 2,500 | 2,500 | 2,500 | | | | | | 2,500 | | | | 53 | 07/15/2044 | 1.G FE |
| ..92258D-AA-5 | VELOCITY COMMERCIAL CAPITAL LO SENIOR_CM | | 09/25/2023 | PAYDOWN | | 78,225 | 78,225 | 78,209 | 78,209 | | 17 | | 17 | | 78,225 | | | | 1,313 | 12/01/2051 | 1.A FE |
| ..92258X-AA-1 | VELOCITY COMMERCIAL CAPITAL LO SENIOR AB | | 09/01/2023 | PAYDOWN | | 67,817 | 67,817 | 67,352 | 67,362 | | 455 | | 455 | | 67,817 | | | | 1,530 | 02/26/2052 | 1.A FE |
| ..92260A-AA-7 | VELOCITYCOMMERCIALCAPITALLO ABS 3-2-A 14 | | 07/27/2023 | 3RD PARTY | | 3,064,910 | 3,101,253 | 3,101,042 | | (498) | | (498) | | 3,100,543 | | (35,633) | (35,633) | 64,299 | 05/27/2053 | 1.A FE | |
| ..92260A-AA-7 | VELOCITYCOMMERCIALCAPITALLO ABS 3-2-A 14 | | 07/25/2023 | PAYDOWN | | 38,543 | 38,543 | 38,541 | 38,541 | | 3 | | 3 | | 38,543 | | | | 599 | 05/27/2053 | 1.A FE |
| ..92260A-AB-5 | VELOCITYCOMMERCIALCAPITALLO ABS -2-M1 14 | | 07/27/2023 | 3RD PARTY | | 2,183,593 | 2,223,901 | 2,223,256 | | (530) | | (530) | | 2,222,726 | | (39,133) | (39,133) | 52,118 | 05/27/2053 | 1.C FE | |
| ..92538G-AA-0 | VERUS SECURITIZATION TRUST VER WHOLE_CMO | | 09/01/2023 | PAYDOWN | | 326,700 | 326,700 | 326,697 | 328,554 | | (1,854) | | (1,854) | | 326,700 | | | | 4,202 | 11/26/2066 | 1.A FE |
| ..92538W-AA-5 | VERUS SECURITIZATION TRUST VER SENIOR WH | | 09/01/2023 | PAYDOWN | | 132,978 | 132,978 | 132,977 | 133,676 | | (698) | | (698) | | 132,978 | | | | 2,447 | 01/25/2067 | 1.A FE |
| ..927804-FU-3 | VIRGINIA ELECTRIC AND POWER CO SENIOR CO | | 07/19/2023 | 3RD PARTY | | 953,480 | 1,000,000 | 999,910 | 999,970 | | 5 | | 5 | | 999,975 | | (46,496) | (46,496) | 32,002 | 01/15/2026 | 2.A FE |
| ..92890P-AG-9 | WF-RBS COMMERCIAL MORTGAGE TRU AM SUB_CM | | 09/01/2023 | PAYDOWN | | 25,675 | 25,675 | 24,598 | 25,592 | | 83 | | 83 | | 25,675 | | | | 596 | 06/15/2046 | 1.A |
| ..949831-AA-9 | WELLS FARGO MORTGAGE BACKED SE WHOLE_CMO | | 09/01/2023 | PAYDOWN | | 677 | 677 | 693 | 731 | | (54) | | (54) | | 677 | | | | 16 | 07/26/2049 | 1.A |
| ..95001T-AA-3 | WELLS FARGO MORTGAGE BACKED SE SUPSEN WH | | 09/01/2023 | PAYDOWN | | 290 | 290 | 297 | 293 | | (3) | | (3) | | 290 | | | | 8 | 11/25/2048 | 1.A |
| ..95040Q-AC-8 | WELLTOWER INC SENIOR CORP_BND 4.250% 0 | | 07/20/2023 | 3RD PARTY | | 969,860 | 1,000,000 | 992,270 | 997,152 | | 466 | | 466 | | 997,618 | | (27,758) | (27,758) | 34,590 | 04/01/2026 | 2.A FE |
| ..96467F-AJ-9 | WHITEBOX CLO I LTD WBOX_19-1A SENIOR ABS | | 08/08/2023 | 3RD PARTY | | 994,110 | 1,000,000 | 986,700 | | 361 | | 361 | | 987,061 | | 7,049 | 7,049 | 19,366 | 07/24/2032 | 1.A FE | |
| ..97651L-AC-5 | WINWATER MORTGAGE LOAN TRUST W WHOLE_CMO | | 09/01/2023 | PAYDOWN | | 11,693 | 11,693 | 11,397 | 11,346 | | 348 | | 348 | | 11,693 | | | | 301 | 06/20/2045 | 1.A |
| ..981811-AE-2 | WORTHINGTON INDUSTRIES INC SENIOR CORP_B | | 07/28/2023 | CALL 100.0000 | | 1,000,000 | 1,000,000 | 1,007,860 | 1,003,700 | | (609) | | (609) | | 1,003,090 | | (3,090) | (3,090) | 35,768 | 04/15/2026 | 2.B FE |
| ..009090-AA-9 | AIR CANADA 2015-1 PASS THROUGH SECURED C | A | 09/15/2023 | | | 61,069 | 61,069 | 52,598 | 55,982 | | 5,088 | | 5,088 | | 61,069 | | | | 2,212 | 03/15/2027 | 1.F FE |
| ..112585-AH-7 | BROOKFIELD CORP SENIOR CORP_BND 4.000% | A | 08/02/2023 | 3RD PARTY | | 972,350 | 1,000,000 | 978,290 | 994,378 | | 1,561 | | 1,561 | | 995,938 | | (23,588) | (23,588) | 41,791 | 01/15/2025 | 1.G FE |
| ..56501R-AC-0 | MANULIFE FINANCIAL CORP SENIOR CORP_BND | A | 07/20/2023 | 3RD PARTY | | 975,030 | 1,000,000 | 997,570 | 999,117 | | 148 | | 148 | | 999,266 | | (24,236) | (24,236) | 36,889 | 03/04/2026 | 1.G FE |
| ..775109-CB-5 | ROGERS COMMUNICATIONS INC PRE SENIOR CO | A | 07/25/2023 | TAX FREE EXCHANGE | | 1,619,895 | 1,620,000 | 1,619,854 | 1,619,880 | | 15 | | 15 | | 1,619,895 | | | | 44,928 | 03/15/2027 | 2.C FE |
| ..878742-AE-5 | TECK RESOURCES LTD SENIOR CORP_BND 6.1 | A | 07/20/2023 | 3RD PARTY | | 747,420 | 750,000 | 786,795 | 775,375 | | (778) | | (778) | | 774,598 | | (27,178) | (27,178) | 37,988 | 10/01/2035 | 2.C FE |
| ..98417E-AC-4 | GLENORE FINANCE CANADA LTD SENIOR CORP | A | 07/20/2023 | 3RD PARTY | | 1,069,160 | 1,000,000 | 1,098,180 | 1,085,774 | | (2,062) | | (2,062) | | 1,083,712 | | (14,552) | (14,552) | 47,725 | 11/01/2035 | 2.A FE |
| ..03764Q-BC-5 | APIDOS CLO APID_13-15A ABS RR-1RR 144A | D | 07/21/2023 | 3RD PARTY | | 992,312 | 996,798 | 988,494 | | 30 | | 30 | | 988,524 | | 3,788 | 3,788 | 16,688 | 04/21/2031 | 1.A FE | |
| ..03764Q-BC-5 | APIDOS CLO APID_13-15A ABS RR-1RR 144A | D | 07/20/2023 | PAYDOWN | | 3,202 | 3,202 | 3,176 | | 27 | | 27 | | 3,202 | | | | 51 | 04/21/2031 | 1.A FE | |
| ..03766G-AL-6 | APIDOS CLO APID_17-26A ABS_ABS_17-26A 1 | D | 08/01/2023 | 3RD PARTY | | 1,132,222 | 1,136,826 | 1,125,458 | | 338 | | 338 | | 1,125,796 | | 6,427 | 6,427 | 20,976 | 07/18/2029 | 1.A FE | |
| ..03766G-AL-6 | APIDOS CLO APID_17-26A ABS_ABS_17-26A 1 | D | 07/18/2023 | PAYDOWN | | 98,015 | 98,015 | 97,035 | | 980 | | 980 | | 98,015 | | | | 1,527 | 07/18/2029 | 1.A FE | |
| ..03766G-AQ-5 | APIDOS CLO APID_17-26A ABS_6A-A2R 144A | D | 08/01/2023 | 3RD PARTY | | 2,181,300 | 2,200,000 | 2,168,100 | | 394 | | 394 | | 2,168,494 | | 12,806 | 12,806 | 44,517 | 07/18/2029 | 1.B FE | |
| ..04966H-AA-4 | ATRIUMCOCORPATRM_13A SENIOR ABS_ABS_42 | D | 08/17/2023 | 3RD PARTY | | 1,962,706 | 1,964,887 | 1,952,606 | | 1,001 | | 1,001 | | 1,953,607 | | 9,099 | 9,099 | 42,422 | 11/21/2030 | 1.A FE | |
| ..04966H-AA-4 | ATRIUMCOCORPATRM_13A SENIOR ABS_ABS_42 | D | 07/24/2023 | PAYDOWN | | 15,601 | 15,601 | 15,503 | | 98 | | 98 | | 15,601 | | | | 254 | 11/21/2030 | 1.A FE | |
| ..04966H-AE-6 | ATRIUMCOCORPATRM_13A SENIOR ABS_ABS_13 | D | 08/03/2023 | 3RD PARTY | | 1,189,200 | 1,200,000 | 1,177,200 | | 591 | | 591 | | 1,177,791 | | 11,409 | 11,409 | 23,861 | 11/21/2030 | 1.C FE | |
| ..05685N-AA-8 | BAIN CAPITAL CREDIT CLO BCC_23 ABS_ABS | D | 08/15/2023 | 3RD PARTY | | 1,052,628 | 1,051,051 | 1,051,051 | | | | | | 1,051,051 | | 1,577 | 1,577 | 29,553 | 04/16/2036 | 1.A FE | |
| ..06760B-AJ-1 | BABSON CLO LTD BABSN_17-1A MEZZANIN ABS | D | 08/21/2023 | 3RD PARTY | | 1,997,000 | 2,000,000 | 2,000,000 | | | | | | 2,000,000 | | (3,000) | (3,000) | 124,352 | 07/18/2029 | 1.D FE | |
| ..09075J-AL-3 | BGLO-19A ABS 0_1R-AR 144A 6.801% 06/1 | D | 09/15/2023 | PAYDOWN | | 157,451 | 157,451 | 154,617 | | 2,834 | | 2,834 | | 157,451 | | | | 5,101 | 06/16/2031 | 1.A FE | |
| ..09626Y-AN-0 | BLUEMOUNTAIN CLO LTD BLUEM_13 SENIOR ABS | D | 08/07/2023 | 3RD PARTY | | 800,114 | 801,959 | 795,752 | | 480 | | 480 | | 796,232 | | 3,883 | 3,883 | 15,500 | 10/22/2030 | 1.A FE | |
| ..09626Y-AN-0 | BLUEMOUNTAIN CLO LTD BLUEM_13 SENIOR ABS | D | 07/24/2023 | PAYDOWN | | 72,248 | 72,248 | 71,688 | | 559 | | 559 | | 72,248 | | | | 1,178 | 10/22/2030 | 1.A FE | |
| ..09628J-AL-5 | BLUEMOUNTAIN CLO LTD BLUEM_15 SENIOR ABS | D | 07/20/2023 | PAYDOWN | | 27,126 | 27,126 | 26,840 | | 286 | | 286 | | 27,126 | | | | 429 | 04/21/2031 | 1.A FE | |
| ..09629E-AL-5 | BLUEMOUNTAIN CLO LTD BLUEM_17 ABS_ABS_2 | D | 07/20/2023 | PAYDOWN | | 181,741 | 181,742 | 179,877 | | 1,865 | | 1,865 | | 181,741 | | | | 5,479 | 10/20/2030 | 1.A FE | |
| ..11043H-AA-6 | BRITISH AIRWAYS PASS THRU TRUS SECURED C | D | 09/20/2023 | REDEMPTION 100.0000 | | 39,232 | 39,232 | 39,232 | 39,232 | | | | | | 39,232 | | | | 1,214 | 03/20/2033 | 2.A FE |
| ..111021-AL-5 | BRITISH TELECOMMUNICATIONS PLC SENIOR CO | D | 07/21/2023 | 3RD PARTY | | 2,952,420 | 3,000,000 | 2,987,700 | 2,991,970 | | 668 | | 668 | | 2,992,638 | | (40,218) | (40,218) | 98,656 | 12/04/2028 | 2.B FE |
| ..12549B-AY-4 | CIFC FUNDING LTD CIFC_13-2A ABS A-A1L2 1 | D | 07/18/2023 | PAYDOWN | | 10,266 | 10,266 | 10,184 | | 82 | | 82 | | 10,266 | | | | 163 | 10/18/2030 | 1.A FE | |
| ..12550A-AT-3 | CIFC FUNDING LTD CIFC_14-5A SENIOR ABS_A | D | 07/21/2023 | 3RD PARTY | | 2,991,000 | 3,000,000 | 3,000,000 | 3,000,000 | | | | | 3,000,000 | | (9,000) | (9,000) | 138,920 | 10/17/2031 | 1.A FE | |
| ..12551J-AL-0 | CIFC FUNDING LTD CIFC_17-4A SENIOR ABS_A | D | 07/21/2023 | 3RD PARTY | | 9,310,900 | 9,356,749 | 9,267,859 | | 97 | | 97 | | 9,267,956 | | 42,944 | 42,944 | 136,572 | 10/24/2030 | 1.A FE | |
| ..12551J-AL-0 | CIFC FUNDING LTD CIFC_17-4A SENIOR ABS_A | D | 07/24/2023 | PAYDOWN | | 163,314 | 163,314 | 161,762 | | 1,551 | | 1,551 | | 163,314 | | | | 152,101 | 10/24/2030 | 1.A FE | |
| ..12551P-AA-0 | CIFC FUNDING LTD CIFC_12-2RA ABS 2RR-A1 | D | 08/04/2023 | PAYDOWN | | 551,427 | 551,427 | 548,471 | | 2,956 | | 2,956 | | 551,427 | | | | 9,499 | 01/20/2028 | 1.A FE | |
| ..12552M-AC-2 | CIFC FUNDING LTD CIFC_13-3RA SENIOR ABS | D | 08/04/2023 | 3RD PARTY | | 1,493,550 | 1,500,000 | 1,476,540 | 1,476,860 | | 4,190 | | 4,190 | | 1,481,051 | | 12,499 | 12,499 | 69,893 | 04/24/2031 | 1.A FE |

E05.5

STATEMENT AS OF SEPTEMBER 30, 2023 OF THE EAGLE LIFE INSURANCE COMPANY

SCHEDULE D - PART 4

Show All Long-Term Bonds and Stock Sold, Redeemed or Otherwise Disposed of During the Current Quarter

| 1 | 2 | 3 | 4 | 5 | 6 | 7 | 8 | 9 | 10 | Change In Book/Adjusted Carrying Value | | | | | 16 | 17 | 18 | 19 | 20 | 21 | 22 |
|----------------------|---|---------|---------------|-------------------|---------------------------|---------------|------------|-------------|---|--|---|---|---|--|---|--|----------------------------------|-------------------------------|--|----------------------------------|---|
| | | | | | | | | | | 11 | 12 | 13 | 14 | 15 | | | | | | | |
| CUSIP Identification | Description | Foreign | Disposal Date | Name of Purchaser | Number of Shares of Stock | Consideration | Par Value | Actual Cost | Prior Year Book/Adjusted Carrying Value | Unrealized Valuation Increase/(Decrease) | Current Year's (Amortization)/Accretion | Current Year's Other Than Temporary Impairment Recognized | Total Change in Book/Adjusted Carrying Value (11 + 12 - 13) | Total Foreign Exchange Change in Book /Adjusted Carrying Value | Book/Adjusted Carrying Value at Disposal Date | Foreign Exchange Gain (Loss) on Disposal | Realized Gain (Loss) on Disposal | Total Gain (Loss) on Disposal | Bond Interest/Stock Dividends Received During Year | Stated Contractual Maturity Date | NAIC Designation, NAIC Designation Modifier and SVO Administrative Symbol |
| 14310B-AU-5 | CARLYLE GLOBAL MARKET STRATEGI SENIOR AB | D | 08/10/2023 | 3RD PARTY | | 407,762 | 409,318 | 403,505 | 403,566 | | 619 | | 619 | | 404,186 | | 3,576 | 3,576 | 11,812 | 08/14/2030 | 1.A FE |
| 14310M-AU-5 | CARLYLE GLOBAL MARKET STRATEGI SENIOR AB | D | 08/14/2023 | PAYDOWN | | 45,733 | 45,733 | 45,083 | 45,090 | | 643 | | 643 | | 45,733 | | | | 8,533 | 08/14/2030 | 1.A FE |
| 14310M-AW-7 | CARLYLE GLOBAL MARKET STRATEGI SENIOR AB | D | 07/20/2023 | 3RD PARTY | | 987,104 | 993,434 | 983,252 | 983,252 | | 39 | | 39 | | 983,291 | | 3,813 | 3,813 | 16,909 | 04/17/2031 | 1.A FE |
| 14310M-AW-7 | CARLYLE GLOBAL MARKET STRATEGI SENIOR AB | D | 07/17/2023 | PAYDOWN | | 3,534 | 3,534 | 3,498 | 3,498 | | 36 | | 36 | | 3,534 | | | | 56 | 04/17/2031 | 1.A FE |
| 14314F-AL-2 | CARLYLE GLOBAL MARKET STRATEGI ABS ABS | D | 07/26/2023 | 3RD PARTY | | 561,724 | 564,603 | 560,764 | 560,764 | | 360 | | 360 | | 561,124 | | 600 | 600 | 17,648 | 07/20/2029 | 1.A FE |
| 14314F-AL-2 | CARLYLE GLOBAL MARKET STRATEGI ABS ABS | D | 07/20/2023 | PAYDOWN | | 24,633 | 24,633 | 24,466 | 24,466 | | 168 | | 168 | | 24,633 | | | | 734 | 07/20/2029 | 1.A FE |
| 14314L-AC-9 | CARLYLE GLOBAL MARKET STRATEGI SENIOR AB | D | 08/15/2023 | 3RD PARTY | | 978,657 | 982,094 | 975,711 | 975,711 | | 312 | | 312 | | 976,023 | | 2,634 | 2,634 | 28,918 | 05/15/2031 | 1.A FE |
| 14314L-AC-9 | CARLYLE GLOBAL MARKET STRATEGI SENIOR AB | D | 08/15/2023 | PAYDOWN | | 3,541 | 3,541 | 3,518 | 3,518 | | 23 | | 23 | | 3,541 | | | | 16,150 | 05/15/2031 | 1.A FE |
| 14315J-AQ-2 | CARLYLE GLOBAL MARKET STRATEGI ABS 2A-A1 | D | 07/26/2023 | 3RD PARTY | | 5,482,400 | 5,500,000 | 5,445,750 | 5,445,750 | | 7,146 | | 7,146 | | 5,452,896 | | 29,504 | 29,504 | 95,706 | 07/20/2031 | 1.A FE |
| 14315L-AA-2 | CARLYLE GLOBAL MARKET STRATEGI ABS RR-A1 | D | 07/24/2023 | 3RD PARTY | | 246,966 | 247,958 | 245,231 | 245,231 | | 140 | | 140 | | 245,371 | | 1,596 | 1,596 | 3,931 | 07/28/2031 | 1.A FE |
| 14316B-AL-9 | CGMS 19-1A ABS A-A1AR 144A 6.668% 04/2 | D | 07/28/2023 | 3RD PARTY | | 1,987,000 | 2,000,000 | 1,976,720 | 1,976,720 | | 625 | | 625 | | 1,977,345 | | 9,655 | 9,655 | 36,449 | 04/21/2031 | 1.A FE |
| 18452L-AG-3 | CLEAR CREEK CLO LTD CLCRK 15-1 SENIOR AB | D | 08/01/2023 | 3RD PARTY | | 284,769 | 285,497 | 284,355 | 284,355 | | 109 | | 109 | | 284,464 | | 305 | 305 | 9,697 | 01/21/2030 | 1.A FE |
| 18452L-AG-3 | CLEAR CREEK CLO LTD CLCRK 15-1 SENIOR AB | D | 07/20/2023 | PAYDOWN | | 43,938 | 43,938 | 43,763 | 43,763 | | 176 | | 176 | | 43,938 | | | | 1,376 | 10/21/2030 | 1.A FE |
| 23636A-BD-2 | DANSKE BANK A/S SRBN CORP BND 144A 3.7 | D | 07/21/2023 | 3RD PARTY | | 3,238,092 | 3,300,000 | 3,300,000 | 3,300,000 | | | | | | 3,300,000 | | (61,908) | (61,908) | 102,720 | 03/28/2025 | 2.A FE |
| 25601B-ZD-6 | DNB BANK ASA SPP CORP BND 144A 2.968% | D | 07/24/2023 | 3RD PARTY | | 4,346,102 | 4,431,000 | 4,431,000 | 4,431,000 | | | | | | 4,431,000 | | (84,898) | (84,898) | 108,863 | 03/28/2025 | 1.D FE |
| 262431-AH-2 | DRSLF 17-50A ABS 50A-A1R 144A 6.570% 0 | D | 08/07/2023 | 3RD PARTY | | 934,983 | 939,115 | 929,451 | 929,451 | | 329 | | 329 | | 929,781 | | 5,202 | 5,202 | 18,803 | 07/15/2030 | 1.A FE |
| 262431-AH-2 | DRSLF 17-50A ABS 50A-A1R 144A 6.570% 0 | D | 07/17/2023 | PAYDOWN | | 18,032 | 18,032 | 17,846 | 17,846 | | 186 | | 186 | | 18,032 | | | | 285 | 07/15/2030 | 1.A FE |
| 26244K-AN-6 | DRYDEN SENIOR LOAN FUND DRSLF ABS 41-R-A | D | 07/21/2023 | 3RD PARTY | | 3,878,367 | 3,899,816 | 3,854,004 | 3,854,004 | | 1,043 | | 1,043 | | 3,855,047 | | 23,320 | 23,320 | 67,085 | 04/15/2031 | 1.A FE |
| 26244K-AN-6 | DRYDEN SENIOR LOAN FUND DRSLF ABS 41-R-A | D | 07/17/2023 | PAYDOWN | | 95,184 | 95,184 | 94,066 | 94,066 | | 1,118 | | 1,118 | | 95,184 | | | | 1,499 | 04/15/2031 | 1.A FE |
| 26249K-AZ-4 | DRYDEN SENIOR LOAN FUND DRSLF SECURED AB | D | 07/20/2023 | 3RD PARTY | | 2,042,699 | 2,050,079 | 2,039,214 | 2,039,214 | | 781 | | 781 | | 2,039,995 | | 2,704 | 2,704 | 65,578 | 04/15/2029 | 1.A FE |
| 26249K-AZ-4 | DRYDEN SENIOR LOAN FUND DRSLF SECURED AB | D | 07/17/2023 | PAYDOWN | | 184,379 | 184,379 | 183,402 | 183,402 | | 977 | | 977 | | 184,379 | | | | 5,662 | 04/15/2029 | 1.A FE |
| 29002V-AA-6 | ELMH10 21-3A SENIOR ABS ABS 21-3A 144A | D | 07/26/2023 | 3RD PARTY | | 5,964,000 | 6,000,000 | 5,916,500 | 5,916,500 | | 3,029 | | 3,029 | | 5,919,529 | | 44,471 | 44,471 | 104,242 | 10/20/2034 | 1.A FE |
| 29003J-AC-8 | ELMWOOD CLO 15 LTD ELM15 22-2A ABS ABS | D | 07/24/2023 | 3RD PARTY | | 10,912,000 | 11,000,000 | 11,000,000 | 11,000,000 | | | | | | 11,000,000 | | (88,000) | (88,000) | 498,512 | 04/22/2035 | 1.A FE |
| 33938E-AU-1 | FLEX LTD SENIOR CORP BND 4.750% 06/15/ | D | 07/20/2023 | 3RD PARTY | | 587,034 | 600,000 | 600,978 | 600,311 | | (107) | | (107) | | 600,205 | | (13,171) | (13,171) | 17,338 | 06/15/2035 | 2.C FE |
| 36318W-AK-6 | GALAXY CLO LTD GALXY 13-15A ABS 15A-ARR 144 | D | 07/17/2023 | PAYDOWN | | 84,074 | 84,074 | 83,191 | 83,191 | | 883 | | 883 | | 84,074 | | | | 1,324 | 10/15/2030 | 1.A FE |
| 36320H-AA-7 | GALAXY CLO LTD GALXY 23-31 ABS ABS 31 1 | D | 08/01/2023 | 3RD PARTY | | 1,703,910 | 1,700,000 | 1,700,000 | 1,700,000 | | | | | | 1,700,000 | | 3,910 | 3,910 | 39,830 | 04/15/2036 | 1.A FE |
| 375145-AC-0 | GILBERT PARK CLO LTD GILBT 17 SUB ABS AB | D | 07/26/2023 | 3RD PARTY | | 2,470,000 | 2,500,000 | 2,500,375 | 2,500,317 | | (27) | | (27) | | 2,500,290 | | (30,290) | (30,290) | 125,066 | 10/15/2030 | 1.B FE |
| 38136M-AQ-1 | GOLDENTREE LOAN MANAGEMENT US MEZZANIN A | D | 08/04/2023 | 3RD PARTY | | 1,483,500 | 1,500,000 | 1,500,000 | 1,500,000 | | | | | | 1,500,000 | | (16,500) | (16,500) | 90,865 | 11/28/2030 | 2.C FE |
| 38137P-AQ-3 | GOLDENTREE LOAN OPPORTUNITIES SENIOR ABS | D | 07/21/2023 | 3RD PARTY | | 8,599,125 | 8,625,000 | 8,540,121 | 8,540,121 | | 12,153 | | 12,153 | | 8,552,765 | | 46,360 | 46,360 | 278,846 | 07/21/2031 | 1.A FE |
| 38137W-AS-4 | GOLDENTREE LOAN MANAGEMENT US ABS ABS 6 | D | 08/09/2023 | 3RD PARTY | | 343,525 | 350,000 | 345,275 | 345,275 | | 202 | | 202 | | 345,477 | | (1,952) | (1,952) | 13,217 | 04/20/2035 | 1.C FE |
| 402562-AA-0 | GULF STREAM MERIDIAN 1 LTD GSM SENIOR AB | D | 08/01/2023 | 3RD PARTY | | 994,500 | 1,000,000 | 1,001,050 | 1,000,913 | | (73) | | (73) | | 1,000,839 | | (6,339) | (6,339) | 47,999 | 07/17/2034 | 1.A FE |
| 40436V-AE-1 | HIGHBRIDGE LOAN MANAGEMENT LTD SENIOR AB | D | 07/24/2023 | 3RD PARTY | | 781,224 | 784,362 | 779,930 | 779,930 | | 782 | | 782 | | 780,712 | | 512 | 512 | 22,470 | 05/06/2030 | 1.A FE |
| 40436X-AC-1 | HIGHBRIDGE LOAN MANAGEMENT LTD SENIOR AB | D | 07/18/2023 | PAYDOWN | | 62,570 | 62,570 | 61,807 | 61,807 | | 750 | | 750 | | 62,570 | | | | 2,813 | 07/18/2029 | 1.A FE |
| 45082#-AA-0 | IBERIA LINEAS AEREAS DE ESPANA CORP BND | D | 09/20/2023 | REDEMPTION | 100.0000 | | 9,007 | 9,007 | 9,007 | | | | | | 9,007 | | | | 261 | 05/20/2033 | 1.F PL |
| 494386-AB-1 | KIMBERLY CLARK DE MEXICO SAB D SENIOR CO | D | 07/20/2023 | 3RD PARTY | | 5,305,500 | 5,400,000 | 5,446,540 | 5,428,656 | | (12,592) | | (12,592) | | 5,416,064 | | (110,564) | (110,564) | 163,020 | 04/08/2024 | 1.G FE |
| 50188G-AT-0 | LGM LTD PARTNERSHIP LGM 18A SENIOR ABS_A | D | 07/20/2023 | PAYDOWN | | 243,563 | 243,563 | 241,213 | 241,213 | | 2,350 | | 2,350 | | 243,563 | | | | 7,409 | 04/20/2031 | 1.A FE |
| 55817A-AN-4 | MADISON PARK FUNDING LTD MDPK ABS 2A-A1R | D | 08/01/2023 | 3RD PARTY | | 1,989,000 | 2,000,000 | 1,973,820 | 1,973,820 | | 1,595 | | 1,595 | | 1,975,415 | | 13,585 | 13,585 | 35,383 | 01/22/2031 | 1.A FE |
| 55818K-AV-3 | MADISON PARK FUNDING LTD MDPK SENIOR ABS | D | 07/31/2023 | 3RD PARTY | | 230,995 | 231,946 | 229,742 | 229,742 | | 19 | | 19 | | 229,769 | | 1,225 | 1,225 | 3,986 | 07/23/2029 | 1.A FE |
| 55818K-AV-3 | MADISON PARK FUNDING LTD MDPK SENIOR ABS | D | 07/24/2023 | PAYDOWN | | 1,958 | 1,958 | 1,939 | 1,939 | | 19 | | 19 | | 1,958 | | | | 30 | 10/23/2029 | 1.A FE |
| 55818M-BA-4 | MADISON PARK FUNDING LTD MDPK SENIOR ABS | D | 07/19/2023 | PAYDOWN | | 6,057 | 6,057 | 6,011 | 6,011 | | 46 | | 46 | | 6,057 | | | | 95 | 04/19/2030 | 1.A FE |
| 55818Y-BN-0 | MADISON PARK FUNDING LTD MDPK SENIOR ABS | D | 07/26/2023 | 3RD PARTY | | 961,457 | 965,416 | 958,465 | 958,465 | | (249) | | (249) | | 958,215 | | 3,242 | 3,242 | 16,518 | 07/21/2030 | 1.A FE |
| 55818Y-BN-0 | MADISON PARK FUNDING LTD MDPK SENIOR ABS | D | 07/21/2023 | PAYDOWN | | 6,731 | 6,731 | 6,683 | 6,683 | | 48 | | 48 | | 6,731 | | | | 107 | 07/21/2030 | 1.A FE |
| 55819B-AW-0 | MADISON PARK FUNDING LTD MDPK ABS ABS 1 | D | 07/27/2023 | 3RD PARTY | | 1,616,649 | 1,624,772 | 1,624,772 | 1,624,772 | | | | | | 1,624,772 | | (8,124) | (8,124) | 73,416 | 10/21/2030 | 1.A FE |
| 55819B-AW-0 | MADISON PARK FUNDING LTD MDPK ABS ABS 1 | D | 07/21/2023 | PAYDOWN | | 10,956 | 10,956 | 10,956 | 10,956 | | | | | | 10,956 | | | | 475 | 10/21/2030 | 1.A FE |
| 55819J-AN-3 | MADISON PARK FUNDING LTD MDPK SENIOR ABS | D | 07/26/2023 | 3RD PARTY | | 6,456,125 | 6,500,000 | 6,500,000 | 6,500,000 | | | | | | 6,500,000 | | (43,875) | (43,875) | 298,483 | 10/15/2032 | 1.A FE |
| 55819M-AU-0 | MADISON PARK FUNDING LTD MDPK ABS ABS 1 | D | 08/17/2023 | 3RD PARTY | | 300,000 | 300,000 | 287,160 | 287,160 | | 1,011 | | 1,011 | | 288,259 | | 7,601 | 7,601 | 15,888 | 04/20/2032 | 1.C FE |
| 55819Q-AY-3 | MADISONPARKFUNDINGLTDMDPK ABS RR-A1R 14 | D | 07/24/2023 | PAYDOWN | | 1,434 | 1,434 | 1,422 | 1,422 | | 11 | | 11 | | 1,434 | | | | 43 | 01/22/2028 | 1.A FE |
| 55819Y-AA-8 | MADISON PARK FUNDING LTD MDPK ABS ABS 2 | D | 07/26/2023 | 3RD PARTY | | 986,086 | 987,814 | 980,100 | 980,100 | | 469 | | 469 | | 980,578 | | 5,507 | 5,507 | 15,693 | 07/29/2030 | 1.A FE |
| 55820T-AJ-7 | MADISON PARK FUNDING LTD MDPK SENIOR ABS | D | 07/20/2023 | 3RD PARTY | | 1,468,048 | 1,474,684 | 1,460,929 | 1,460,929 | | 769 | | 769 | | 1,461,689 | | 6,359 | | | | |

STATEMENT AS OF SEPTEMBER 30, 2023 OF THE EAGLE LIFE INSURANCE COMPANY

SCHEDULE D - PART 4

Show All Long-Term Bonds and Stock Sold, Redeemed or Otherwise Disposed of During the Current Quarter

| 1 | 2 | 3 | 4 | 5 | 6 | 7 | 8 | 9 | 10 | Change In Book/Adjusted Carrying Value | | | | | 16 | 17 | 18 | 19 | 20 | 21 | 22 | |
|----------------------|--|---------|---------------|-------------------|---------------------------|---------------|-------------|-------------|---|--|---|---|---|--|---|--|----------------------------------|-------------------------------|--|----------------------------------|---|-----|
| | | | | | | | | | | 11 | 12 | 13 | 14 | 15 | | | | | | | | |
| CUSIP Identification | Description | Foreign | Disposal Date | Name of Purchaser | Number of Shares of Stock | Consideration | Par Value | Actual Cost | Prior Year Book/Adjusted Carrying Value | Unrealized Valuation Increase/(Decrease) | Current Year's (Amortization)/Accretion | Current Year's Other Than Temporary Impairment Recognized | Total Change in Book/Adjusted Carrying Value (11 + 12 - 13) | Total Foreign Exchange Change in Book /Adjusted Carrying Value | Book/Adjusted Carrying Value at Disposal Date | Foreign Exchange Gain (Loss) on Disposal | Realized Gain (Loss) on Disposal | Total Gain (Loss) on Disposal | Bond Interest/Stock Dividends Received During Year | Stated Contractual Maturity Date | NAIC Designation, NAIC Designation Modifier and SVO Administrative Symbol | |
| ..67092D-BB-4 | OCF CLO LTD OCP_15-10A ABS R-A2R 144A | D | 08/17/2023 | 3RDPARTY | | 989,500 | 1,000,000 | 979,000 | | | 1,159 | | 1,159 | | 980,159 | | 9,341 | 9,341 | 20,705 | 01/26/2034 | 1.A FE | |
| ..67097Q-AA-3 | OCF CLO LTD OCP_17-14A SENIOR ABS_ABS_1 | D | 08/07/2023 | 3RDPARTY | | 1,012,836 | 1,014,764 | 1,006,138 | | | 656 | | 656 | | 1,006,794 | | 6,042 | 6,042 | 29,926 | 11/20/2030 | 1.A FE | |
| ..67109F-AS-4 | OHACREDITPARTNERSLTDOKC_1 ABS -R-A1R 14 | D | 07/25/2023 | 3RDPARTY | | 986,500 | 1,000,000 | 992,000 | | | 227 | | 227 | | 992,227 | | 4,273 | 4,273 | 17,489 | 01/20/2032 | 1.A FE | |
| ..67110U-AN-9 | OHA LOAN FUNDING LTD OHALF_16 MEZZANIN A | D | 08/08/2023 | 3RDPARTY | | 990,160 | 1,000,000 | 1,000,000 | 1,000,000 | | | | | | 1,000,000 | | (9,840) | (9,840) | 52,460 | 01/20/2033 | 1.C FE | |
| ..67578J-AC-3 | OCTAGON INVESTMENT PARTNERS 51 ABS_ABS | D | 08/08/2023 | 3RDPARTY | | 987,400 | 1,000,000 | 982,700 | | | 822 | | 822 | | 983,522 | | 3,878 | 3,878 | 38,090 | 07/20/2034 | 1.C FE | |
| ..67590A-BP-6 | OCTAGON INVESTMENT PARTNERS XI SENIOR AB | D | 07/24/2023 | 3RDPARTY | | 7,290,637 | 7,316,243 | 7,250,397 | | | 3,007 | | 3,007 | | 7,253,404 | | 37,232 | 37,232 | 126,777 | 07/15/2029 | 1.A FE | |
| ..67590A-BP-6 | OCTAGON INVESTMENT PARTNERS XI SENIOR AB | D | 07/17/2023 | PAYDOWN | | 1,225,969 | 1,225,969 | 1,214,936 | | | 11,034 | | 11,034 | | 1,225,969 | | | | 19,246 | 07/15/2029 | 1.A FE | |
| ..67590Q-BK-2 | OCT21_14-1A ABS_ABS_14-1A 144A 6.631% | D | 08/14/2023 | 3RDPARTY | | 746,625 | 750,000 | 739,875 | | | 694 | | 694 | | 740,569 | | 6,056 | 6,056 | 12,246 | 02/14/2031 | 1.A FE | |
| ..67591T-AA-8 | OCTAGON INVESTMENT PARTNERS 35 ABS_35-A | D | 07/20/2023 | 3RDPARTY | | 4,335,780 | 4,356,254 | 4,315,586 | | | 1,482 | | 1,482 | | 4,317,068 | | 18,712 | 18,712 | 3,218 | 01/21/2031 | 1.A FE | |
| ..67591T-AA-8 | OCTAGON INVESTMENT PARTNERS 35 ABS_35-A | D | 07/20/2023 | PAYDOWN | | 104,014 | 104,014 | 103,043 | | | 971 | | 971 | | 104,014 | | | | 71,147 | 01/21/2031 | 1.A FE | |
| ..67591U-AC-1 | OCTAGON INVESTMENT PARTNERS 36 ABS_8-1A- | D | 07/17/2023 | PAYDOWN | | 5,373 | 5,373 | 5,325 | | | 48 | | 48 | | 5,373 | | | | 85 | 04/15/2031 | 1.A FE | |
| ..69688X-AS-0 | PALMER SQUARE CLO LTD PLMRS_14 ABS_ABS | D | 07/24/2023 | 3RDPARTY | | 3,970,594 | 3,976,559 | 3,944,747 | | | 645 | | 645 | | 3,945,392 | | 25,202 | 25,202 | 70,895 | 01/17/2031 | 1.A FE | |
| ..69688X-AS-0 | PALMER SQUARE CLO LTD PLMRS_14 ABS_ABS | D | 07/17/2023 | PAYDOWN | | 505,963 | 505,963 | 501,915 | | | 4,048 | | 4,048 | | 505,963 | | | | 8,173 | 01/17/2031 | 1.A FE | |
| ..69689A-BL-3 | PALMER SQUARE CLO LTD PLMRS_15 ABS_ABS | D | 08/17/2023 | 3RDPARTY | | 1,977,580 | 2,000,000 | 1,924,367 | 1,924,367 | | | | | | 1,929,365 | | 48,215 | 48,215 | 101,451 | 05/22/2034 | 1.C FE | |
| ..69701E-AC-0 | PALMER SQUARE LOAN FUNDING LTD ABS_ABS | D | 08/21/2023 | PAYDOWN | | 2,500,000 | 2,500,000 | 2,500,375 | 2,500,253 | | (253) | | (253) | | 2,500,000 | | | | 120,178 | 02/20/2028 | 1.A FE | |
| ..69701N-AA-4 | PALMER SQUARE LOAN FUNDING LTD ABS_ABS | D | 07/21/2023 | 3RDPARTY | | 1,204,561 | 1,209,156 | 1,197,064 | 1,197,222 | | 514 | | 514 | | 1,197,736 | | 6,825 | 6,825 | 54,671 | 10/15/2030 | 1.A FE | |
| ..69701N-AA-4 | PALMER SQUARE LOAN FUNDING LTD ABS_ABS | D | 07/17/2023 | PAYDOWN | | 19,164 | 19,164 | 18,973 | | | 189 | | 189 | | 19,164 | | | | 838 | 10/15/2030 | 1.A FE | |
| ..69701R-AL-1 | PALMER SQUARE CLO PLMRS_20-3R ABS_ABS_2 | D | 07/21/2023 | 3RDPARTY | | 14,925,000 | 15,000,000 | 15,000,000 | 15,000,000 | | | | | | 15,000,000 | | (75,000) | (75,000) | 627,730 | 11/15/2031 | 1.A FE | |
| ..750103-AA-1 | RAD CLO LTD RAD_21-15A ABS_ABS_15 144A | D | 07/26/2023 | 3RDPARTY | | 6,344,000 | 6,400,000 | 6,400,000 | 6,400,000 | | | | | | 6,400,000 | | (56,000) | (56,000) | 293,652 | 01/20/2034 | 1.A FE | |
| ..75887X-AA-5 | REGATTA XI FUNDING LTD REG11_1 SENIOR AB | D | 08/01/2023 | 3RDPARTY | | 989,702 | 993,178 | 984,041 | | | 79 | | 79 | | 994,120 | | 5,582 | 5,582 | 19,006 | 07/17/2031 | 1.A FE | |
| ..75887X-AA-5 | REGATTA XI FUNDING LTD REG11_1 SENIOR AB | D | 07/17/2023 | PAYDOWN | | 6,822 | 6,822 | 6,759 | | | 63 | | 63 | | 6,822 | | | | 109 | 07/17/2031 | 1.A FE | |
| ..75888K-AA-2 | REGATTA VIII FUNDING LTD REGT8 SENIOR AB | D | 07/17/2023 | PAYDOWN | | 91,519 | 91,519 | 90,440 | 90,459 | | 1,061 | | 1,061 | | 91,519 | | | | 4,135 | 10/17/2030 | 1.A FE | |
| ..87406Q-AW-6 | TAKEDA PHARMACEUTICAL CO LTD SENIOR CORP | D | 07/20/2023 | 3RDPARTY | | 728,124 | 730,000 | 727,188 | 728,023 | | 165 | | 165 | | 728,188 | | (64) | (64) | 24,131 | 11/26/2028 | 2.A FE | |
| ..87969N-AD-7 | TELSTRA CORPORATION LTD SENIOR CORP_BND | D | 07/27/2023 | 3RDPARTY | | 963,341 | 1,000,000 | 969,860 | 991,749 | | 2,030 | | 2,030 | | 993,779 | | (30,439) | (30,439) | 25,184 | 04/07/2025 | 1.G FE | |
| ..89532U-AA-1 | TRESTLES CLO LTD TREST_21-5 ABS_ABS_5 1 | D | 08/31/2023 | 3RDPARTY | | 1,681,980 | 1,700,000 | 1,674,500 | | | 1,986 | | 1,986 | | 1,676,486 | | 5,494 | 5,494 | 67,994 | 10/20/2034 | 1.A FE | |
| | | | | REDEMPTION | 100.0000 | | | | | | | | | | | | | | | | | |
| ..92841#-AA-4 | VISTAJET MALTA FINANCE PLC CORP_BND 4 | D | 07/17/2023 | | | 60,268 | 60,268 | 60,268 | 60,268 | | | | | | 60,268 | | | | 2,712 | 07/15/2027 | 1.G PL | |
| ..92916W-AA-7 | VING INVESTMENT MANAGEMENT CLO SENIOR ABS | D | 07/25/2023 | PAYDOWN | | 13,837 | 13,837 | 13,671 | | | | | | | 13,837 | | | | 220 | 04/25/2031 | 1.A FE | |
| ..92917R-AG-4 | VOYA CLO LTD VOYA_19-2 MEZZANIN ABS_ABS | D | 08/22/2023 | 3RDPARTY | | 2,959,800 | 3,000,000 | 3,000,000 | 3,000,000 | | | | | | 3,000,000 | | (40,200) | (40,200) | 186,298 | 07/20/2032 | 1.F FE | |
| ..96467K-AE-9 | WHITBOXCLOI VLTDBOX_23-4 ABS_ABS_4 144 | D | 08/02/2023 | 3RDPARTY | | 1,002,250 | 1,000,000 | 1,000,000 | | | | | | | 1,000,000 | | 2,250 | 2,250 | 27,469 | 04/20/2036 | 1.C FE | |
| ..E0728T-AB-8 | ATRESMEDIA CORPORACION DE MEDI SENIOR CO | D | 07/11/2023 | MATURITY | | 1,000,000 | 1,000,000 | 1,000,000 | 1,000,000 | | | | | | 1,000,000 | | | | 44,800 | 07/11/2023 | 2.C | |
| ..G22701-AE-9 | FILLMOREPARKCLOLDFILPK_18 ABS K_1-BB2 | D | 08/08/2023 | 3RDPARTY | | 2,475,650 | 2,500,000 | 2,450,750 | | | 1,242 | | 1,242 | | 2,451,992 | | 23,658 | 23,658 | 54,903 | 07/15/2030 | 1.C FE | |
| ..O1629#-AF-4 | BRISBANE AIRPORT CORPORATION P SECNNTS | D | 07/12/2023 | 3RDPARTY | | 929,530 | 1,000,000 | 1,068,070 | 1,046,815 | | (5,335) | | (5,335) | | 1,041,479 | | (111,949) | (111,949) | 38,641 | 08/22/2027 | 2.B | |
| ..O5426#-AC-7 | L&K FINANCE PTY LTD CORP_BND 4.820% 0 | D | 07/21/2023 | 3RDPARTY | | 914,690 | 1,000,000 | 1,000,000 | | | | | | | 1,000,000 | | (85,310) | (85,310) | 5,891 | 06/12/2030 | 2.A FE | |
| ..O8806#-AC-1 | TABCORP FINANCE PTY LTD CORP_BND 4.820 | D | 07/01/2023 | TAX FREE EXCHANGE | | 1,000,000 | 1,000,000 | 1,000,000 | | | | | | | 1,000,000 | | | | 22,627 | 06/12/2030 | 2.C FE | |
| 1109999999 | Subtotal - Bonds - Industrial and Miscellaneous (Unaffiliated) | | | | | 414,156,785 | 419,117,048 | 417,497,108 | 274,232,050 | | 207,085 | | 207,085 | | 417,257,282 | | (3,100,504) | (3,100,504) | 13,297,368 | XXX | XXX | |
| ..86277*-AA-3 | STRATEGIC PARTNERS FUND VIII L SECURED T | | 09/01/2023 | REDEMPTION | 100.0000 | | 150,395 | 150,395 | 150,395 | | | | | | 150,395 | | | | 5,448 | 03/10/2026 | 1.F PL | |
| ..86277*-AA-3 | STRATEGIC PARTNERS FUND VIII L SECURED T | | 09/01/2023 | REDEMPTION | 100.0000 | | | | | | | | | | | | | | | | | |
| ..BENGLK-ZT-0 | ASF CLIPPERS LP TERM LOAN 6.500% 06/03 | | 09/29/2023 | | | 313,487 | 313,487 | 313,487 | 313,487 | | | | | | 313,487 | | | | 14,609 | 06/03/2026 | 1.G FE | |
| 1909999999 | Subtotal - Bonds - Unaffiliated Bank Loans | | | | | 463,882 | 463,882 | 463,882 | 463,882 | | | | | | 463,882 | | | | 20,057 | XXX | XXX | |
| 2509999997 | Total - Bonds - Part 4 | | | | | 418,566,418 | 423,552,779 | 422,002,669 | 278,756,430 | | 98,122 | | 98,122 | | 421,672,702 | | (3,106,291) | (3,106,291) | 13,412,727 | XXX | XXX | |
| 2509999998 | Total - Bonds - Part 5 | | | | | XXX | XXX | XXX | XXX | XXX | XXX | XXX | XXX | XXX | XXX | XXX | XXX | XXX | XXX | XXX | XXX | XXX |
| 2509999999 | Total - Bonds | | | | | 418,566,418 | 423,552,779 | 422,002,669 | 278,756,430 | | 98,122 | | 98,122 | | 421,672,702 | | (3,106,291) | (3,106,291) | 13,412,727 | XXX | XXX | |
| 4509999997 | Total - Preferred Stocks - Part 4 | | | | | XXX | XXX | XXX | XXX | XXX | XXX | XXX | XXX | XXX | XXX | XXX | XXX | XXX | XXX | XXX | XXX | XXX |
| 4509999998 | Total - Preferred Stocks - Part 5 | | | | | XXX | XXX | XXX | XXX | XXX | XXX | XXX | XXX | XXX | XXX | XXX | XXX | XXX | XXX | XXX | XXX | XXX |
| 4509999999 | Total - Preferred Stocks | | | | | XXX | XXX | XXX | XXX | XXX | XXX | XXX | XXX | XXX | XXX | XXX | XXX | XXX | XXX | XXX | XXX | XXX |
| 5989999997 | Total - Common Stocks - Part 4 | | | | | XXX | XXX | XXX | XXX | XXX | XXX | XXX | XXX | XXX | XXX | XXX | XXX | XXX | XXX | XXX | XXX | XXX |
| 5989999998 | Total - Common Stocks - Part 5 | | | | | XXX | XXX | XXX | XXX | XXX | XXX | XXX | XXX | XXX | XXX | XXX | XXX | XXX | XXX | XXX | XXX | XXX |

E05.7

STATEMENT AS OF SEPTEMBER 30, 2023 OF THE EAGLE LIFE INSURANCE COMPANY

SCHEDULE D - PART 4

Show All Long-Term Bonds and Stock Sold, Redeemed or Otherwise Disposed of During the Current Quarter

| 1 CUSIP Ident- ification | 2 Description | 3 For- eign | 4 Disposal Date | 5 Name of Purchaser | 6 Number of Shares of Stock | 7 Consid- eration | 8 Par Value | 9 Actual Cost | 10 Prior Year Book/ Adjusted Carrying Value | Change In Book/Adjusted Carrying Value | | | | | 16 Book/ Adjusted Carrying Value at Disposal Date | 17 Foreign Exchange Gain (Loss) on Disposal | 18 Realized Gain (Loss) on Disposal | 19 Total Gain (Loss) on Disposal | 20 Bond Interest/ Stock Dividends Received During Year | 21 Stated Con- tractual Maturity Date | 22 NAIC Desig- nation, NAIC Desig- nation Modifier and SVO Admini- strative Symbol | |
|-----------------------------------|-------------------------------------|-------------------|-----------------------|---------------------------|--------------------------------------|-------------------------|----------------|---------------------|--|--|--|--|---|---|---|--|---|---|---|--|--|-----|
| | | | | | | | | | | 11 Unrealized Valuation Increase/ (Decrease) | 12 Current Year's (Amor- tization)/ Accretion | 13 Other Than Temporary Impairment Recog- nized | 14 Total Change in Book/ Adjusted Carrying Value (11 + 12 - 13) | 15 Total Foreign Exchange Change in Book /Adjusted Carrying Value | | | | | | | | |
| 5989999999 | Total - Common Stocks | | | | | | XXX | | | | | | | | | | | | | XXX | XXX | |
| 5999999999 | Total - Preferred and Common Stocks | | | | | | XXX | | | | | | | | | | | | | XXX | XXX | |
| 6009999999 | Totals | | | | | 418,566,418 | XXX | 422,002,669 | 278,756,430 | | 98,122 | | 98,122 | | 421,672,702 | | (3,106,291) | (3,106,291) | | 13,412,727 | XXX | XXX |

STATEMENT AS OF SEPTEMBER 30, 2023 OF THE EAGLE LIFE INSURANCE COMPANY

SCHEDULE DB - PART A - SECTION 1

Showing all Options, Caps, Floors, Collars, Swaps and Forwards Open as of Current Statement Date

| 1 | 2 | 3 | 4 | 5 | 6 | 7 | 8 | 9 | 10 | 11 | 12 | 13 | 14 | 15 | 16 | 17 | 18 | 19 | 20 | 21 | 22 | 23 | | | | | | | | | | | | | | |
|---|---|------------------------------|------------------------|---|------------|--------------------------------|---------------------|-----------------|---|--|--|---------------------|-------------------------------|------|------------|---|--|--|---|--------------------|------------------------------------|---|---------|--|--|--|--|--|--|--|--|--|-----|-----|--|--|
| Description | Description of Item(s) Hedged, Used for Income Generation or Replicated | Schedule/ Exhibit Identifier | Type(s) of Risk(s) (a) | Exchange, Counterparty or Central Clearinghouse | Trade Date | Date of Maturity or Expiration | Number of Contracts | Notional Amount | Strike Price, Rate or Index Received (Paid) | Cumulative Prior Year(s) Initial Cost of Un-discounted Premium (Received) Paid | Current Year Initial Cost of Un-discounted Premium (Received) Paid | Current Year Income | Book/ Adjusted Carrying Value | Code | Fair Value | Unrealized Valuation Increase/ (Decrease) | Total Foreign Exchange Change in B./A.C.V. | Current Year's (Amortization)/ Accretion | Adjustment to Carrying Value of Hedged Item | Potential Exposure | Credit Quality of Reference Entity | Hedge Effectiveness at Inception and at Quarter-end (b) | | | | | | | | | | | | | | |
| 007999999. Subtotal - Purchased Options - Hedging Effective Excluding Variable Annuity Guarantees Under SSAP No.108 | | | | | | | | | | | | | | XXX | | | | | | | | | | | | | | | | | | | XXX | XXX | | |
| 014999999. Subtotal - Purchased Options - Hedging Effective Variable Annuity Guarantees Under SSAP No.108 | | | | | | | | | | | | | | XXX | | | | | | | | | | | | | | | | | | | | | | |
| S&P 500 Dividend Aristocrats Daily Risk Control 5% Index | | N/A | Equity/Index | AEL 85LNZLR1WR9SYRVFCH09 | 11/19/2021 | 11/17/2023 | 60 | 110,000 | 1847.222 | 4,356 | | | 272 | | 2 | | | | | | | | (1,634) | | | | | | | | | | | | | |
| S&P 500 Dividend Aristocrats Daily Risk Control 5% Index | | N/A | Equity/Index | AEL 85LNZLR1WR9SYRVFCH09 | 11/24/2021 | 11/24/2023 | 14 | 25,000 | 1850.394 | 983 | | | 61 | | 1 | | | | | | | | (368) | | | | | | | | | | | | | |
| S&P 500 Dividend Aristocrats Daily Risk Control 5% Index | | N/A | Equity/Index | AEL 85LNZLR1WR9SYRVFCH09 | 11/26/2021 | 11/24/2023 | 14 | 25,000 | 1831.668 | 1,033 | | | 65 | | 3 | | | | | | | | (387) | | | | | | | | | | | | | |
| S&P 500 Dividend Aristocrats Daily Risk Control 5% Index | | N/A | Equity/Index | AEL 85LNZLR1WR9SYRVFCH09 | 11/29/2021 | 11/29/2023 | 14 | 25,000 | 1838.385 | 911 | | | 57 | | 2 | | | | | | | | (341) | | | | | | | | | | | | | |
| S&P 500 Dividend Aristocrats Daily Risk Control 5% Index | | N/A | Equity/Index | AEL 85LNZLR1WR9SYRVFCH09 | 11/30/2021 | 11/30/2023 | 32 | 57,500 | 1811.23 | 2,148 | | | 134 | | 33 | | | | | | | | (805) | | | | | | | | | | | | | |
| S&P 500 Dividend Aristocrats Daily Risk Control 5% Index | | N/A | Equity/Index | AEL 85LNZLR1WR9SYRVFCH09 | 12/06/2021 | 12/06/2023 | 64 | 118,040 | 1832.539 | 4,521 | | | 471 | | 23 | | | | | | | | (1,695) | | | | | | | | | | | | | |
| S&P 500 Dividend Aristocrats Daily Risk Control 5% Index | | N/A | Equity/Index | AEL 85LNZLR1WR9SYRVFCH09 | 12/07/2021 | 12/07/2023 | 41 | 75,000 | 1837.58 | 2,918 | | | 304 | | 11 | | | | | | | | (1,094) | | | | | | | | | | | | | |
| S&P 500 Dividend Aristocrats Daily Risk Control 5% Index | | N/A | Equity/Index | AEL 85LNZLR1WR9SYRVFCH09 | 12/08/2021 | 12/08/2023 | 16 | 28,940 | 1838.442 | 1,126 | | | 117 | | 4 | | | | | | | | (422) | | | | | | | | | | | | | |
| S&P 500 Dividend Aristocrats Daily Risk Control 5% Index | | N/A | Equity/Index | AEL 85LNZLR1WR9SYRVFCH09 | 12/10/2021 | 12/08/2023 | 7 | 12,500 | 1842.122 | 493 | | | 51 | | 1 | | | | | | | | (185) | | | | | | | | | | | | | |
| S&P 500 Dividend Aristocrats Daily Risk Control 5% Index | | N/A | Equity/Index | AEL 85LNZLR1WR9SYRVFCH09 | 12/14/2021 | 12/14/2023 | 82 | 150,000 | 1839.858 | 5,858 | | | 610 | | 27 | | | | | | | | (2,197) | | | | | | | | | | | | | |
| S&P 500 Dividend Aristocrats Daily Risk Control 5% Index | | N/A | Equity/Index | AEL 85LNZLR1WR9SYRVFCH09 | 12/15/2021 | 12/15/2023 | 43 | 79,088 | 1845.071 | 3,037 | | | 316 | | 11 | | | | | | | | (1,139) | | | | | | | | | | | | | |
| S&P 500 Dividend Aristocrats Daily Risk Control 5% Index | | N/A | Equity/Index | AEL 85LNZLR1WR9SYRVFCH09 | 12/16/2021 | 12/15/2023 | 11 | 20,000 | 1847.697 | 828 | | | 86 | | 2 | | | | | | | | (311) | | | | | | | | | | | | | |

E06

STATEMENT AS OF SEPTEMBER 30, 2023 OF THE EAGLE LIFE INSURANCE COMPANY

SCHEDULE DB - PART A - SECTION 1

Showing all Options, Caps, Floors, Collars, Swaps and Forwards Open as of Current Statement Date

| 1 | 2 | 3 | 4 | 5 | 6 | 7 | 8 | 9 | 10 | 11 | 12 | 13 | 14 | 15 | 16 | 17 | 18 | 19 | 20 | 21 | 22 | 23 | |
|--|---|------------------------------|------------------------|---|------------|--------------------------------|---------------------|-----------------|---|--|--|---------------------|-------------------------------|------|------------|---|--|--|---|--------------------|------------------------------------|---|--|
| Description | Description of Item(s) Hedged, Used for Income Generation or Replicated | Schedule/ Exhibit Identifier | Type(s) of Risk(s) (a) | Exchange, Counterparty or Central Clearinghouse | Trade Date | Date of Maturity or Expiration | Number of Contracts | Notional Amount | Strike Price, Rate or Index Received (Paid) | Cumulative Prior Year(s) Initial Cost of Un-discounted Premium (Received) Paid | Current Year Initial Cost of Un-discounted Premium (Received) Paid | Current Year Income | Book/ Adjusted Carrying Value | Code | Fair Value | Unrealized Valuation Increase/ (Decrease) | Total Foreign Exchange Change in B./A.C.V. | Current Year's (Amortization)/ Accretion | Adjustment to Carrying Value of Hedged Item | Potential Exposure | Credit Quality of Reference Entity | Hedge Effectiveness at Inception and at Quarter-end (b) | |
| S&P 500 Dividend Aristocrats Daily Risk Control 5% Index | | N/A | Equity/Index | AEL 85LNZLR1WR9SYRVFCH09 | 12/20/2021 | 12/20/2023 | 104 | 190,008 | 1828.978 | 7,220 | | | 752 | | 80 | | | (2,708) | | | | | |
| S&P 500 Dividend Aristocrats Daily Risk Control 5% Index | | N/A | Equity/Index | AEL 85LNZLR1WR9SYRVFCH09 | 12/21/2021 | 12/21/2023 | 84 | 153,440 | 1835.156 | 5,877 | | | 612 | | 48 | | | (2,204) | | | | | |
| S&P 500 Dividend Aristocrats Daily Risk Control 5% Index | | N/A | Equity/Index | AEL 85LNZLR1WR9SYRVFCH09 | 12/22/2021 | 12/22/2023 | 16 | 29,857 | 1838.506 | 1,158 | | | 121 | | 8 | | | (434) | | | | | |
| S&P 500 Dividend Aristocrats Daily Risk Control 5% Index | | N/A | Equity/Index | AEL 85LNZLR1WR9SYRVFCH09 | 12/23/2021 | 12/22/2023 | 62 | 114,589 | 1842.373 | 4,480 | | | 467 | | 24 | | | (1,680) | | | | | |
| S&P 500 Dividend Aristocrats Daily Risk Control 5% Index | | N/A | Equity/Index | AEL 85LNZLR1WR9SYRVFCH09 | 12/28/2021 | 12/28/2023 | 65 | 120,000 | 1852.66 | 4,536 | | | 473 | | 18 | | | (1,701) | | | | | |
| S&P 500 Index Option PTPT | | N/A | Equity/Index | AEL 85LNZLR1WR9SYRVFCH09 | 12/29/2021 | 12/29/2023 | 43 | 207,158 | 4793.06 | 8,458 | | | 881 | | 159 | | | (3,172) | | | | | |
| S&P 500 Dividend Aristocrats Daily Risk Control 5% Index | | N/A | Equity/Index | AEL 85LNZLR1WR9SYRVFCH09 | 12/29/2021 | 12/29/2023 | 15 | 27,500 | 1855.19 | 1,133 | | | 118 | | 4 | | | (425) | | | | | |
| S&P 500 Dividend Aristocrats Daily Risk Control 5% Index | | N/A | Equity/Index | AEL 85LNZLR1WR9SYRVFCH09 | 12/31/2021 | 12/29/2023 | 78 | 144,873 | 1856.306 | 5,809 | | | 605 | | 18 | | | (2,179) | | | | | |
| S&P 500 Index Option PTPT | | N/A | Equity/Index | AEL 85LNZLR1WR9SYRVFCH09 | 12/29/2021 | 12/29/2026 | 21 | 102,850 | 4793.06 | 9,853 | | | 6,322 | | 8,589 | | | (1,478) | | | | | |
| S&P 500 Dividend Aristocrats Daily Risk Control 5% Index | | N/A | Equity/Index | AEL 85LNZLR1WR9SYRVFCH09 | 01/05/2022 | 01/05/2024 | 86 | 159,666 | 1857.24 | 6,115 | | | 892 | | 25 | | | (2,283) | | | | | |
| S&P 500 Dividend Aristocrats Daily Risk Control 5% Index | | N/A | Equity/Index | AEL 85LNZLR1WR9SYRVFCH09 | 01/10/2022 | 01/10/2024 | 16 | 28,750 | 1850.286 | 1,075 | | | 157 | | 8 | | | (403) | | | | | |
| S&P 500 Dividend Aristocrats Daily Risk Control 5% Index | | N/A | Equity/Index | AEL 85LNZLR1WR9SYRVFCH09 | 01/11/2022 | 01/11/2024 | 577 | 1,070,002 | 1854.357 | 40,566 | | | 5,916 | | 237 | | | (15,212) | | | | | |
| S&P 500 Dividend Aristocrats Daily Risk Control 5% Index | | N/A | Equity/Index | AEL 85LNZLR1WR9SYRVFCH09 | 01/12/2022 | 01/12/2024 | 183 | 339,882 | 1854.6 | 12,983 | | | 1,893 | | 77 | | | (4,869) | | | | | |
| S&P 500 Dividend Aristocrats Daily Risk Control 5% Index | | N/A | Equity/Index | AEL 85LNZLR1WR9SYRVFCH09 | 01/13/2022 | 01/12/2024 | 128 | 237,491 | 1853.577 | 9,262 | | | 1,351 | | 57 | | | (3,473) | | | | | |

STATEMENT AS OF SEPTEMBER 30, 2023 OF THE EAGLE LIFE INSURANCE COMPANY

SCHEDULE DB - PART A - SECTION 1

Showing all Options, Caps, Floors, Collars, Swaps and Forwards Open as of Current Statement Date

| 1 | 2 | 3 | 4 | 5 | 6 | 7 | 8 | 9 | 10 | 11 | 12 | 13 | 14 | 15 | 16 | 17 | 18 | 19 | 20 | 21 | 22 | 23 | |
|--|---|------------------------------|------------------------|---|------------|--------------------------------|---------------------|-----------------|---|--|--|---------------------|-------------------------------|------|------------|---|--|--|---|--------------------|------------------------------------|---|--|
| Description | Description of Item(s) Hedged, Used for Income Generation or Replicated | Schedule/ Exhibit Identifier | Type(s) of Risk(s) (a) | Exchange, Counterparty or Central Clearinghouse | Trade Date | Date of Maturity or Expiration | Number of Contracts | Notional Amount | Strike Price, Rate or Index Received (Paid) | Cumulative Prior Year(s) Initial Cost of Un-discounted Premium (Received) Paid | Current Year Initial Cost of Un-discounted Premium (Received) Paid | Current Year Income | Book/ Adjusted Carrying Value | Code | Fair Value | Unrealized Valuation Increase/ (Decrease) | Total Foreign Exchange Change in B./A.C.V. | Current Year's (Amortization)/ Accretion | Adjustment to Carrying Value of Hedged Item | Potential Exposure | Credit Quality of Reference Entity | Hedge Effectiveness at Inception and at Quarter-end (b) | |
| S&P 500 Dividend Aristocrats Daily Risk Control 5% Index | | N/A | Equity/Index | AEL 85LNZLR1WR9SYRVFCH09 | 01/14/2022 | 01/12/2024 | 40 | 73,872 | 1850.38 | 2,778 | | | 405 | | 21 | | | (1,042) | | | | | |
| S&P 500 Dividend Aristocrats Daily Risk Control 5% Index | | N/A | Equity/Index | AEL 85LNZLR1WR9SYRVFCH09 | 01/18/2022 | 01/18/2024 | 39 | 72,085 | 1843.01 | 2,718 | | | 396 | | 34 | | | (1,019) | | | | | |
| S&P 500 Index Option PTP | | N/A | Equity/Index | AEL 85LNZLR1WR9SYRVFCH09 | 01/19/2022 | 01/19/2024 | 57 | 259,493 | 4532.76 | 9,990 | | | 1,457 | | 2,776 | | | (3,746) | | | | | |
| S&P 500 Dividend Aristocrats Daily Risk Control 5% Index | | N/A | Equity/Index | AEL 85LNZLR1WR9SYRVFCH09 | 01/19/2022 | 01/19/2024 | 89 | 163,930 | 1838.307 | 6,147 | | | 896 | | 98 | | | (2,305) | | | | | |
| S&P 500 Dividend Aristocrats Daily Risk Control 5% Index | | N/A | Equity/Index | AEL 85LNZLR1WR9SYRVFCH09 | 01/20/2022 | 01/19/2024 | 29 | 53,525 | 1828.522 | 2,055 | | | 300 | | 49 | | | (771) | | | | | |
| S&P 500 Dividend Aristocrats Daily Risk Control 5% Index | | N/A | Equity/Index | AEL 85LNZLR1WR9SYRVFCH09 | 01/21/2022 | 01/19/2024 | 17 | 30,676 | 1821.746 | 1,163 | | | 170 | | 37 | | | (436) | | | | | |
| S&P 500 Dividend Aristocrats Daily Risk Control 5% Index | | N/A | Equity/Index | AEL 85LNZLR1WR9SYRVFCH09 | 01/24/2022 | 01/24/2024 | 30 | 53,981 | 1823.596 | 2,100 | | | 306 | | 66 | | | (787) | | | | | |
| S&P 500 Dividend Aristocrats Daily Risk Control 5% Index | | N/A | Equity/Index | AEL 85LNZLR1WR9SYRVFCH09 | 01/25/2022 | 01/25/2024 | 146 | 265,576 | 1817.361 | 10,039 | | | 1,464 | | 422 | | | (3,765) | | | | | |
| S&P 500 Index Option PTP | | N/A | Equity/Index | AEL 85LNZLR1WR9SYRVFCH09 | 01/26/2022 | 01/26/2024 | 106 | 461,490 | 4349.93 | 17,223 | | | 2,512 | | 12,440 | | | (6,459) | | | | | |
| S&P 500 Dividend Aristocrats Daily Risk Control 5% Index | | N/A | Equity/Index | AEL 85LNZLR1WR9SYRVFCH09 | 01/26/2022 | 01/26/2024 | 587 | 1,062,996 | 1810.296 | 40,819 | | | 5,953 | | 2,229 | | | (15,307) | | | | | |
| S&P 500 Dividend Aristocrats Daily Risk Control 5% Index | | N/A | Equity/Index | AEL 85LNZLR1WR9SYRVFCH09 | 01/27/2022 | 01/26/2024 | 133 | 240,075 | 1811.39 | 9,147 | | | 1,334 | | 484 | | | (3,430) | | | | | |
| S&P 500 Dividend Aristocrats Daily Risk Control 5% Index | | N/A | Equity/Index | AEL 85LNZLR1WR9SYRVFCH09 | 01/28/2022 | 01/26/2024 | 8 | 13,944 | 1819.345 | 535 | | | 78 | | 21 | | | (201) | | | | | |
| S&P 500 Dividend Aristocrats Daily Risk Control 5% Index | | N/A | Equity/Index | AEL 85LNZLR1WR9SYRVFCH09 | 01/31/2022 | 01/31/2024 | 24 | 44,689 | 1825.99 | 1,747 | | | 255 | | 56 | | | (655) | | | | | |
| S&P 500 Index Option PTP | | N/A | Equity/Index | AEL 85LNZLR1WR9SYRVFCH09 | 01/26/2022 | 01/26/2027 | 26 | 111,439 | 4349.93 | 13,769 | | | 9,065 | | 14,469 | | | (2,065) | | | | | |
| S&P 500 Dividend Aristocrats Daily Risk Control 5% Index | | N/A | Equity/Index | AEL 85LNZLR1WR9SYRVFCH09 | 02/01/2022 | 02/01/2024 | 112 | 204,377 | 1829.53 | 8,032 | | | 1,506 | | 227 | | | (3,012) | | | | | |

STATEMENT AS OF SEPTEMBER 30, 2023 OF THE EAGLE LIFE INSURANCE COMPANY

SCHEDULE DB - PART A - SECTION 1

Showing all Options, Caps, Floors, Collars, Swaps and Forwards Open as of Current Statement Date

| 1 | 2 | 3 | 4 | 5 | 6 | 7 | 8 | 9 | 10 | 11 | 12 | 13 | 14 | 15 | 16 | 17 | 18 | 19 | 20 | 21 | 22 | 23 | |
|--|---|------------------------------|------------------------|---|------------|--------------------------------|---------------------|-----------------|---|--|--|---------------------|-------------------------------|------|------------|---|--|--|---|--------------------|------------------------------------|---|--|
| Description | Description of Item(s) Hedged, Used for Income Generation or Replicated | Schedule/ Exhibit Identifier | Type(s) of Risk(s) (a) | Exchange, Counterparty or Central Clearinghouse | Trade Date | Date of Maturity or Expiration | Number of Contracts | Notional Amount | Strike Price, Rate or Index Received (Paid) | Cumulative Prior Year(s) Initial Cost of Un-discounted Premium (Received) Paid | Current Year Initial Cost of Un-discounted Premium (Received) Paid | Current Year Income | Book/ Adjusted Carrying Value | Code | Fair Value | Unrealized Valuation Increase/ (Decrease) | Total Foreign Exchange Change in B./A.C.V. | Current Year's (Amortization)/ Accretion | Adjustment to Carrying Value of Hedged Item | Potential Exposure | Credit Quality of Reference Entity | Hedge Effectiveness at Inception and at Quarter-end (b) | |
| S&P 500 Index Option PTP | | N/A | Equity/Index | AEL 85LNZLR1WR9SYRVFCH09 | 02/02/2022 | 02/02/2024 | 101 | 461,267 | 4589.38 | 17,309 | | | 3,245 | | 4,168 | | | (6,491) | | | | | |
| S&P 500 Dividend Aristocrats Daily Risk Control 5% Index | | N/A | Equity/Index | AEL 85LNZLR1WR9SYRVFCH09 | 02/02/2022 | 02/02/2024 | 67 | 122,704 | 1835.46 | 4,675 | | | 877 | | 109 | | | (1,753) | | | | | |
| S&P 500 Dividend Aristocrats Daily Risk Control 5% Index | | N/A | Equity/Index | AEL 85LNZLR1WR9SYRVFCH09 | 02/04/2022 | 02/02/2024 | 34 | 61,595 | 1820.86 | 2,482 | | | 465 | | 97 | | | (931) | | | | | |
| S&P 500 Dividend Aristocrats Daily Risk Control 5% Index | | N/A | Equity/Index | AEL 85LNZLR1WR9SYRVFCH09 | 02/03/2022 | 02/02/2024 | 26 | 48,094 | 1829.21 | 1,847 | | | 346 | | 55 | | | (693) | | | | | |
| S&P 500 Dividend Aristocrats Daily Risk Control 5% Index | | N/A | Equity/Index | AEL 85LNZLR1WR9SYRVFCH09 | 02/07/2022 | 02/07/2024 | 80 | 145,051 | 1820.23 | 5,512 | | | 1,033 | | 250 | | | (2,067) | | | | | |
| S&P 500 Dividend Aristocrats Daily Risk Control 5% Index | | N/A | Equity/Index | AEL 85LNZLR1WR9SYRVFCH09 | 02/08/2022 | 02/08/2024 | 75 | 136,438 | 1824.69 | 5,362 | | | 1,005 | | 203 | | | (2,011) | | | | | |
| S&P 500 Index Option PTP | | N/A | Equity/Index | AEL 85LNZLR1WR9SYRVFCH09 | 02/09/2022 | 02/09/2024 | 18 | 83,409 | 4587.18 | 3,253 | | | 610 | | 829 | | | (1,220) | | | | | |
| S&P 500 Dividend Aristocrats Daily Risk Control 5% Index | | N/A | Equity/Index | AEL 85LNZLR1WR9SYRVFCH09 | 02/09/2022 | 02/09/2024 | 111 | 203,700 | 1832.28 | 8,026 | | | 1,505 | | 232 | | | (3,010) | | | | | |
| S&P 500 Dividend Aristocrats Daily Risk Control 5% Index | | N/A | Equity/Index | AEL 85LNZLR1WR9SYRVFCH09 | 02/10/2022 | 02/09/2024 | 240 | 436,500 | 1820.95 | 17,722 | | | 3,323 | | 753 | | | (6,646) | | | | | |
| S&P 500 Dividend Aristocrats Daily Risk Control 5% Index | | N/A | Equity/Index | AEL 85LNZLR1WR9SYRVFCH09 | 02/11/2022 | 02/09/2024 | 13 | 23,915 | 1813.8 | 966 | | | 181 | | 53 | | | (362) | | | | | |
| S&P 500 Dividend Aristocrats Daily Risk Control 5% Index | | N/A | Equity/Index | AEL 85LNZLR1WR9SYRVFCH09 | 02/14/2022 | 02/14/2024 | 93 | 167,725 | 1808.68 | 6,508 | | | 1,220 | | 467 | | | (2,440) | | | | | |
| S&P 500 Dividend Aristocrats Daily Risk Control 5% Index | | N/A | Equity/Index | AEL 85LNZLR1WR9SYRVFCH09 | 02/15/2022 | 02/15/2024 | 27 | 49,107 | 1814.36 | 1,891 | | | 354 | | 115 | | | (709) | | | | | |
| S&P 500 Index Option PTP | | N/A | Equity/Index | AEL 85LNZLR1WR9SYRVFCH09 | 02/16/2022 | 02/16/2024 | 166 | 744,462 | 4475.01 | 28,587 | | | 5,360 | | 13,792 | | | (10,720) | | | | | |
| S&P 500 Dividend Aristocrats Daily Risk Control 5% Index | | N/A | Equity/Index | AEL 85LNZLR1WR9SYRVFCH09 | 02/16/2022 | 02/16/2024 | 70 | 127,394 | 1815.83 | 4,956 | | | 929 | | 286 | | | (1,858) | | | | | |

STATEMENT AS OF SEPTEMBER 30, 2023 OF THE EAGLE LIFE INSURANCE COMPANY

SCHEDULE DB - PART A - SECTION 1

Showing all Options, Caps, Floors, Collars, Swaps and Forwards Open as of Current Statement Date

| 1 | 2 | 3 | 4 | 5 | 6 | 7 | 8 | 9 | 10 | 11 | 12 | 13 | 14 | 15 | 16 | 17 | 18 | 19 | 20 | 21 | 22 | 23 | |
|--|---|------------------------------|------------------------|---|------------|--------------------------------|---------------------|-----------------|---|--|--|---------------------|-------------------------------|------|------------|---|--|--|---|--------------------|------------------------------------|---|--|
| Description | Description of Item(s) Hedged, Used for Income Generation or Replicated | Schedule/ Exhibit Identifier | Type(s) of Risk(s) (a) | Exchange, Counterparty or Central Clearinghouse | Trade Date | Date of Maturity or Expiration | Number of Contracts | Notional Amount | Strike Price, Rate or Index Received (Paid) | Cumulative Prior Year(s) Initial Cost of Un-discounted Premium (Received) Paid | Current Year Initial Cost of Un-discounted Premium (Received) Paid | Current Year Income | Book/ Adjusted Carrying Value | Code | Fair Value | Unrealized Valuation Increase/ (Decrease) | Total Foreign Exchange Change in B./A.C.V. | Current Year's (Amortization)/ Accretion | Adjustment to Carrying Value of Hedged Item | Potential Exposure | Credit Quality of Reference Entity | Hedge Effectiveness at Inception and at Quarter-end (b) | |
| S&P 500 Dividend Aristocrats Daily Risk Control 5% Index | | N/A | Equity/Index | AEL 85LNZLR11WR9SYRVFCH09 | 02/18/2022 | 02/16/2024 | 216 | 390,922 | 1806.31 | 14,034 | | | 2,631 | | 1,198 | | | (5,263) | | | | | |
| S&P 500 Dividend Aristocrats Daily Risk Control 5% Index | | N/A | Equity/Index | AEL 85LNZLR11WR9SYRVFCH09 | 02/22/2022 | 02/22/2024 | 177 | 318,839 | 1801.13 | 12,212 | | | 2,290 | | 1,211 | | | (4,579) | | | | | |
| S&P 500 Index Option PTPT | | N/A | Equity/Index | AEL 85LNZLR11WR9SYRVFCH09 | 02/23/2022 | 02/23/2024 | 13 | 55,399 | 4225.5 | 2,687 | | | 504 | | 2,612 | | | (1,008) | | | | | |
| S&P 500 Dividend Aristocrats Daily Risk Control 5% Index | | N/A | Equity/Index | AEL 85LNZLR11WR9SYRVFCH09 | 02/25/2022 | 02/23/2024 | 83 | 149,729 | 1812.41 | 5,735 | | | 1,075 | | 406 | | | (2,150) | | | | | |
| S&P 500 Dividend Aristocrats Daily Risk Control 5% Index | | N/A | Equity/Index | AEL 85LNZLR11WR9SYRVFCH09 | 02/23/2022 | 02/23/2024 | 61 | 109,265 | 1793.26 | 4,196 | | | 787 | | 526 | | | (1,573) | | | | | |
| S&P 500 Dividend Aristocrats Daily Risk Control 5% Index | | N/A | Equity/Index | AEL 85LNZLR11WR9SYRVFCH09 | 02/24/2022 | 02/23/2024 | 167 | 299,878 | 1792.78 | 11,125 | | | 2,086 | | 1,463 | | | (4,172) | | | | | |
| S&P 500 Dividend Aristocrats Daily Risk Control 5% Index | | N/A | Equity/Index | AEL 85LNZLR11WR9SYRVFCH09 | 02/28/2022 | 02/28/2024 | 12 | 21,932 | 1807.75 | 831 | | | 156 | | 72 | | | (312) | | | | | |
| S&P 500 Index Option PTPT | | N/A | Equity/Index | AEL 85LNZLR11WR9SYRVFCH09 | 02/09/2022 | 02/09/2027 | 248 | 1,137,986 | 4587.18 | 130,641 | | | 88,183 | | 113,849 | | | (19,596) | | | | | |
| S&P 500 Dividend Aristocrats Daily Risk Control 5% Index | | N/A | Equity/Index | AEL 85LNZLR11WR9SYRVFCH09 | 03/01/2022 | 03/01/2024 | 178 | 319,868 | 1798.83 | 12,091 | | | 2,771 | | 1,387 | | | (4,534) | | | | | |
| S&P 500 Index Option PTPT | | N/A | Equity/Index | AEL 85LNZLR11WR9SYRVFCH09 | 03/02/2022 | 03/01/2024 | 76 | 334,737 | 4386.54 | 7,314 | | | 1,676 | | 6,245 | | | (2,743) | | | | | |
| S&P 500 Dividend Aristocrats Daily Risk Control 5% Index | | N/A | Equity/Index | AEL 85LNZLR11WR9SYRVFCH09 | 03/02/2022 | 03/01/2024 | 109 | 197,849 | 1809.63 | 8,033 | | | 1,841 | | 625 | | | (3,012) | | | | | |
| S&P 500 Dividend Aristocrats Daily Risk Control 5% Index | | N/A | Equity/Index | AEL 85LNZLR11WR9SYRVFCH09 | 03/03/2022 | 03/01/2024 | 11 | 20,323 | 1812.45 | 713 | | | 163 | | 59 | | | (268) | | | | | |
| S&P 500 Dividend Aristocrats Daily Risk Control 5% Index | | N/A | Equity/Index | AEL 85LNZLR11WR9SYRVFCH09 | 03/04/2022 | 03/04/2024 | 9 | 15,520 | 1812.35 | 565 | | | 129 | | 46 | | | (212) | | | | | |
| S&P 500 Dividend Aristocrats Daily Risk Control 5% Index | | N/A | Equity/Index | AEL 85LNZLR11WR9SYRVFCH09 | 03/07/2022 | 03/07/2024 | 125 | 225,038 | 1803.44 | 8,304 | | | 1,903 | | 897 | | | (3,114) | | | | | |
| S&P 500 Dividend Aristocrats Daily Risk Control 5% Index | | N/A | Equity/Index | AEL 85LNZLR11WR9SYRVFCH09 | 03/08/2022 | 03/08/2024 | 13 | 24,250 | 1797.18 | 897 | | | 206 | | 116 | | | (336) | | | | | |

STATEMENT AS OF SEPTEMBER 30, 2023 OF THE EAGLE LIFE INSURANCE COMPANY

SCHEDULE DB - PART A - SECTION 1

Showing all Options, Caps, Floors, Collars, Swaps and Forwards Open as of Current Statement Date

| 1 | 2 | 3 | 4 | 5 | 6 | 7 | 8 | 9 | 10 | 11 | 12 | 13 | 14 | 15 | 16 | 17 | 18 | 19 | 20 | 21 | 22 | 23 | |
|--|---|------------------------------|------------------------|---|------------|--------------------------------|---------------------|-----------------|---|--|--|---------------------|-------------------------------|------|------------|---|--|--|---|--------------------|------------------------------------|---|--|
| Description | Description of Item(s) Hedged, Used for Income Generation or Replicated | Schedule/ Exhibit Identifier | Type(s) of Risk(s) (a) | Exchange, Counterparty or Central Clearinghouse | Trade Date | Date of Maturity or Expiration | Number of Contracts | Notional Amount | Strike Price, Rate or Index Received (Paid) | Cumulative Prior Year(s) Initial Cost of Un-discounted Premium (Received) Paid | Current Year Initial Cost of Un-discounted Premium (Received) Paid | Current Year Income | Book/ Adjusted Carrying Value | Code | Fair Value | Unrealized Valuation Increase/ (Decrease) | Total Foreign Exchange Change in B./A.C.V. | Current Year's (Amortization)/ Accretion | Adjustment to Carrying Value of Hedged Item | Potential Exposure | Credit Quality of Reference Entity | Hedge Effectiveness at Inception and at Quarter-end (b) | |
| S&P 500 Index Option PTPT | | N/A | Equity/Index | AEL 85LNZLR11WR9S1RVFCH09 | 03/09/2022 | 03/08/2024 | 38 | 162,672 | 4277.88 | 21,593 | | | 4,948 | | 8,688 | | | (8,097) | | | | | |
| S&P 500 Dividend Aristocrats Daily Risk Control 5% Index | | N/A | Equity/Index | AEL 85LNZLR11WR9S1RVFCH09 | 03/09/2022 | 03/08/2024 | 204 | 368,133 | 1803.71 | 12,774 | | | 2,927 | | 1,469 | | | (4,790) | | | | | |
| S&P 500 Dividend Aristocrats Daily Risk Control 5% Index | | N/A | Equity/Index | AEL 85LNZLR11WR9S1RVFCH09 | 03/10/2022 | 03/08/2024 | 62 | 111,172 | 1801.91 | 4,024 | | | 922 | | 467 | | | (1,509) | | | | | |
| S&P 500 Dividend Aristocrats Daily Risk Control 5% Index | | N/A | Equity/Index | AEL 85LNZLR11WR9S1RVFCH09 | 03/11/2022 | 03/11/2024 | 16 | 28,878 | 1797.65 | 1,051 | | | 241 | | 139 | | | (394) | | | | | |
| S&P 500 Dividend Aristocrats Daily Risk Control 5% Index | | N/A | Equity/Index | AEL 85LNZLR11WR9S1RVFCH09 | 03/14/2022 | 03/14/2024 | 349 | 627,433 | 1799.5 | 23,090 | | | 5,291 | | 2,940 | | | (8,659) | | | | | |
| S&P 500 Dividend Aristocrats Daily Risk Control 5% Index | | N/A | Equity/Index | AEL 85LNZLR11WR9S1RVFCH09 | 03/15/2022 | 03/15/2024 | 238 | 429,883 | 1806.2 | 15,734 | | | 3,606 | | 1,688 | | | (5,900) | | | | | |
| S&P 500 Index Option PTPT | | N/A | Equity/Index | AEL 85LNZLR11WR9S1RVFCH09 | 03/16/2022 | 03/15/2024 | 63 | 273,611 | 4357.86 | 23,184 | | | 5,313 | | 10,510 | | | (8,694) | | | | | |
| S&P 500 Dividend Aristocrats Daily Risk Control 5% Index | | N/A | Equity/Index | AEL 85LNZLR11WR9S1RVFCH09 | 03/16/2022 | 03/15/2024 | 104 | 187,853 | 1810.74 | 6,894 | | | 1,580 | | 649 | | | (2,585) | | | | | |
| S&P 500 Dividend Aristocrats Daily Risk Control 5% Index | | N/A | Equity/Index | AEL 85LNZLR11WR9S1RVFCH09 | 03/17/2022 | 03/15/2024 | 24 | 44,232 | 1816.45 | 1,610 | | | 369 | | 129 | | | (604) | | | | | |
| S&P 500 Dividend Aristocrats Daily Risk Control 5% Index | | N/A | Equity/Index | AEL 85LNZLR11WR9S1RVFCH09 | 03/18/2022 | 03/18/2024 | 18 | 33,344 | 1818.06 | 1,217 | | | 279 | | 96 | | | (456) | | | | | |
| S&P 500 Dividend Aristocrats Daily Risk Control 5% Index | | N/A | Equity/Index | AEL 85LNZLR11WR9S1RVFCH09 | 03/21/2022 | 03/21/2024 | 182 | 330,630 | 1819.07 | 12,167 | | | 2,788 | | 945 | | | (4,563) | | | | | |
| S&P 500 Dividend Aristocrats Daily Risk Control 5% Index | | N/A | Equity/Index | AEL 85LNZLR11WR9S1RVFCH09 | 03/22/2022 | 03/22/2024 | 16 | 28,631 | 1821.81 | 1,056 | | | 242 | | 76 | | | (396) | | | | | |
| S&P 500 Index Option PTPT | | N/A | Equity/Index | AEL 85LNZLR11WR9S1RVFCH09 | 03/23/2022 | 03/22/2024 | 79 | 353,518 | 4456.24 | 14,063 | | | 3,223 | | 8,345 | | | (5,274) | | | | | |
| S&P 500 Dividend Aristocrats Daily Risk Control 5% Index | | N/A | Equity/Index | AEL 85LNZLR11WR9S1RVFCH09 | 03/23/2022 | 03/22/2024 | 167 | 303,608 | 1816.91 | 11,082 | | | 2,540 | | 932 | | | (4,156) | | | | | |

STATEMENT AS OF SEPTEMBER 30, 2023 OF THE EAGLE LIFE INSURANCE COMPANY

SCHEDULE DB - PART A - SECTION 1

Showing all Options, Caps, Floors, Collars, Swaps and Forwards Open as of Current Statement Date

| 1 | 2 | 3 | 4 | 5 | 6 | 7 | 8 | 9 | 10 | 11 | 12 | 13 | 14 | 15 | 16 | 17 | 18 | 19 | 20 | 21 | 22 | 23 | |
|--|---|------------------------------|------------------------|---|------------|--------------------------------|---------------------|-----------------|---|--|--|---------------------|-------------------------------|------|------------|---|--|--|---|--------------------|------------------------------------|---|--|
| Description | Description of Item(s) Hedged, Used for Income Generation or Replicated | Schedule/ Exhibit Identifier | Type(s) of Risk(s) (a) | Exchange, Counterparty or Central Clearinghouse | Trade Date | Date of Maturity or Expiration | Number of Contracts | Notional Amount | Strike Price, Rate or Index Received (Paid) | Cumulative Prior Year(s) Initial Cost of Un-discounted Premium (Received) Paid | Current Year Initial Cost of Un-discounted Premium (Received) Paid | Current Year Income | Book/ Adjusted Carrying Value | Code | Fair Value | Unrealized Valuation Increase/ (Decrease) | Total Foreign Exchange Change in B./A.C.V. | Current Year's (Amortization)/ Accretion | Adjustment to Carrying Value of Hedged Item | Potential Exposure | Credit Quality of Reference Entity | Hedge Effectiveness at Inception and at Quarter-end (b) | |
| S&P 500 Dividend Aristocrats Daily Risk Control 5% Index | | N/A | Equity/Index | AEL 85LNZLR1WR9SYRVFCH09 | 03/24/2022 | 03/22/2024 | 39 | 70,325 | 1821.69 | 2,518 | | | 577 | | 188 | | | (944) | | | | | |
| S&P 500 Dividend Aristocrats Daily Risk Control 5% Index | | N/A | Equity/Index | AEL 85LNZLR1WR9SYRVFCH09 | 03/25/2022 | 03/25/2024 | 27 | 50,198 | 1827.21 | 1,812 | | | 415 | | 117 | | | (680) | | | | | |
| S&P 500 Dividend Aristocrats Daily Risk Control 5% Index | | N/A | Equity/Index | AEL 85LNZLR1WR9SYRVFCH09 | 03/28/2022 | 03/28/2024 | 20 | 36,375 | 1828.37 | 1,240 | | | 284 | | 84 | | | (465) | | | | | |
| S&P 500 Dividend Aristocrats Daily Risk Control 5% Index | | N/A | Equity/Index | AEL 85LNZLR1WR9SYRVFCH09 | 03/29/2022 | 03/28/2024 | 714 | 1,309,609 | 1834.78 | 46,098 | | | 10,564 | | 2,498 | | | (17,287) | | | | | |
| S&P 500 Index Option PTP | | N/A | Equity/Index | AEL 85LNZLR1WR9SYRVFCH09 | 03/30/2022 | 03/28/2024 | 34 | 156,764 | 4602.45 | 7,101 | | | 1,627 | | 2,299 | | | (2,663) | | | | | |
| S&P 500 Dividend Aristocrats Daily Risk Control 5% Index | | N/A | Equity/Index | AEL 85LNZLR1WR9SYRVFCH09 | 03/30/2022 | 03/28/2024 | 345 | 632,876 | 1833.94 | 22,467 | | | 5,149 | | 1,239 | | | (8,425) | | | | | |
| S&P 500 Dividend Aristocrats Daily Risk Control 5% Index | | N/A | Equity/Index | AEL 85LNZLR1WR9SYRVFCH09 | 03/31/2022 | 03/28/2024 | 9 | 16,393 | 1826.43 | 584 | | | 134 | | 40 | | | (219) | | | | | |
| S&P 500 Dividend Aristocrats Daily Risk Control 5% Index | | N/A | Equity/Index | AEL 85LNZLR1WR9SYRVFCH09 | 04/04/2022 | 04/04/2024 | 36 | 66,114 | 1830.4 | 2,268 | | | 614 | | 154 | | | (850) | | | | | |
| S&P 500 Index Option PTP | | N/A | Equity/Index | AEL 85LNZLR1WR9SYRVFCH09 | 04/06/2022 | 04/05/2024 | 34 | 152,649 | 4481.15 | 5,892 | | | 1,596 | | 3,514 | | | (2,210) | | | | | |
| S&P 500 Dividend Aristocrats Daily Risk Control 5% Index | | N/A | Equity/Index | AEL 85LNZLR1WR9SYRVFCH09 | 04/06/2022 | 04/05/2024 | 96 | 176,682 | 1831.99 | 6,308 | | | 1,708 | | 396 | | | (2,365) | | | | | |
| S&P 500 Dividend Aristocrats Daily Risk Control 5% Index | | N/A | Equity/Index | AEL 85LNZLR1WR9SYRVFCH09 | 04/07/2022 | 04/05/2024 | 18 | 33,954 | 1836.09 | 1,161 | | | 314 | | 67 | | | (435) | | | | | |
| S&P 500 Dividend Aristocrats Daily Risk Control 5% Index | | N/A | Equity/Index | AEL 85LNZLR1WR9SYRVFCH09 | 04/08/2022 | 04/08/2024 | 69 | 126,414 | 1837.75 | 4,336 | | | 1,174 | | 246 | | | (1,626) | | | | | |
| S&P 500 Dividend Aristocrats Daily Risk Control 5% Index | | N/A | Equity/Index | AEL 85LNZLR1WR9SYRVFCH09 | 04/11/2022 | 04/11/2024 | 50 | 92,150 | 1831.7 | 3,170 | | | 859 | | 220 | | | (1,189) | | | | | |
| S&P 500 Dividend Aristocrats Daily Risk Control 5% Index | | N/A | Equity/Index | AEL 85LNZLR1WR9SYRVFCH09 | 04/12/2022 | 04/12/2024 | 166 | 304,499 | 1831.08 | 10,657 | | | 2,886 | | 745 | | | (3,997) | | | | | |

STATEMENT AS OF SEPTEMBER 30, 2023 OF THE EAGLE LIFE INSURANCE COMPANY

SCHEDULE DB - PART A - SECTION 1

Showing all Options, Caps, Floors, Collars, Swaps and Forwards Open as of Current Statement Date

| 1 | 2 | 3 | 4 | 5 | 6 | 7 | 8 | 9 | 10 | 11 | 12 | 13 | 14 | 15 | 16 | 17 | 18 | 19 | 20 | 21 | 22 | 23 | |
|--|---|------------------------------|------------------------|---|------------|--------------------------------|---------------------|-----------------|---|--|--|---------------------|-------------------------------|------|------------|---|--|--|---|--------------------|------------------------------------|---|--|
| Description | Description of Item(s) Hedged, Used for Income Generation or Replicated | Schedule/ Exhibit Identifier | Type(s) of Risk(s) (a) | Exchange, Counterparty or Central Clearinghouse | Trade Date | Date of Maturity or Expiration | Number of Contracts | Notional Amount | Strike Price, Rate or Index Received (Paid) | Cumulative Prior Year(s) Initial Cost of Un-discounted Premium (Received) Paid | Current Year Initial Cost of Un-discounted Premium (Received) Paid | Current Year Income | Book/ Adjusted Carrying Value | Code | Fair Value | Unrealized Valuation Increase/ (Decrease) | Total Foreign Exchange Change in B./A.C.V. | Current Year's (Amortization)/ Accretion | Adjustment to Carrying Value of Hedged Item | Potential Exposure | Credit Quality of Reference Entity | Hedge Effectiveness at Inception and at Quarter-end (b) | |
| S&P 500 Index Option PTPPT | | N/A | Equity/Index | AEL 85LNZLR11WR9SYRVFCH09 | 04/13/2022 | 04/12/2024 | 78 | 345,619 | 4446.59 | 24,514 | | | 6,639 | | 10,147 | | | (9,193) | | | | | |
| S&P 500 Dividend Aristocrats Daily Risk Control 5% Index | | N/A | Equity/Index | AEL 85LNZLR11WR9SYRVFCH09 | 04/13/2022 | 04/12/2024 | 70 | 127,768 | 1834.52 | 4,302 | | | 1,165 | | .283 | | | (1,613) | | | | | |
| S&P 500 Dividend Aristocrats Daily Risk Control 5% Index | | N/A | Equity/Index | AEL 85LNZLR11WR9SYRVFCH09 | 04/19/2022 | 04/19/2024 | 90 | 165,130 | 1838.01 | 5,713 | | | 1,547 | | .352 | | | (2,143) | | | | | |
| S&P 500 Index Option PTPPT | | N/A | Equity/Index | AEL 85LNZLR11WR9SYRVFCH09 | 04/20/2022 | 04/19/2024 | 88 | 391,424 | 4459.45 | 35,499 | | | 9,614 | | 12,139 | | | (13,312) | | | | | |
| S&P 500 Dividend Aristocrats Daily Risk Control 5% Index | | N/A | Equity/Index | AEL 85LNZLR11WR9SYRVFCH09 | 04/20/2022 | 04/19/2024 | 237 | 437,750 | 1845.92 | 15,015 | | | 4,067 | | .742 | | | (5,631) | | | | | |
| S&P 500 Dividend Aristocrats Daily Risk Control 5% Index | | N/A | Equity/Index | AEL 85LNZLR11WR9SYRVFCH09 | 04/21/2022 | 04/19/2024 | 48 | 88,103 | 1841.92 | 2,855 | | | .773 | | .168 | | | (1,070) | | | | | |
| S&P 500 Dividend Aristocrats Daily Risk Control 5% Index | | N/A | Equity/Index | AEL 85LNZLR11WR9SYRVFCH09 | 04/22/2022 | 04/22/2024 | 179 | 327,375 | 1826.07 | 11,131 | | | 3,015 | | .996 | | | (4,174) | | | | | |
| S&P 500 Dividend Aristocrats Daily Risk Control 5% Index | | N/A | Equity/Index | AEL 85LNZLR11WR9SYRVFCH09 | 04/25/2022 | 04/25/2024 | 278 | 507,534 | 1826.74 | 16,952 | | | 4,591 | | 1,551 | | | (6,357) | | | | | |
| S&P 500 Dividend Aristocrats Daily Risk Control 5% Index | | N/A | Equity/Index | AEL 85LNZLR11WR9SYRVFCH09 | 04/26/2022 | 04/26/2024 | 102 | 184,475 | 1816.49 | 6,272 | | | 1,699 | | .741 | | | (2,352) | | | | | |
| S&P 500 Index Option PTPPT | | N/A | Equity/Index | AEL 85LNZLR11WR9SYRVFCH09 | 04/27/2022 | 04/26/2024 | 40 | 166,728 | 4183.96 | 6,369 | | | 1,725 | | 7,281 | | | (2,388) | | | | | |
| S&P 500 Dividend Aristocrats Daily Risk Control 5% Index | | N/A | Equity/Index | AEL 85LNZLR11WR9SYRVFCH09 | 04/27/2022 | 04/26/2024 | 171 | 311,288 | 1819.48 | 10,117 | | | 2,740 | | 1,158 | | | (3,794) | | | | | |
| S&P 500 Dividend Aristocrats Daily Risk Control 5% Index | | N/A | Equity/Index | AEL 85LNZLR11WR9SYRVFCH09 | 04/29/2022 | 04/29/2024 | 189 | 341,976 | 1806.84 | 10,955 | | | 2,967 | | 1,772 | | | (4,108) | | | | | |
| Franklin Global Trends Index | | N/A | Equity/Index | AEL 85LNZLR11WR9SYRVFCH09 | 04/27/2022 | 04/26/2024 | 807 | 203,023 | 251.69 | 6,903 | | | 1,870 | | .75 | | | (2,589) | | | | | |
| Invesco Dynamic Growth Index | | N/A | Equity/Index | AEL 85LNZLR11WR9SYRVFCH09 | 04/27/2022 | 04/26/2024 | 148 | 395,998 | 2675.666 | 12,553 | | | 3,400 | | .203 | | | (4,707) | | | | | |
| Franklin Global Trends Index | | N/A | Equity/Index | AEL 85LNZLR11WR9SYRVFCH09 | 04/29/2022 | 04/29/2024 | 6,397 | 1,602,659 | 250.54 | 54,490 | | | 14,758 | | .842 | | | (20,434) | | | | | |
| Invesco Dynamic Growth Index | | N/A | Equity/Index | AEL 85LNZLR11WR9SYRVFCH09 | 04/29/2022 | 04/29/2024 | 987 | 2,638,960 | 2672.621 | 83,655 | | | 22,657 | | 1,512 | | | (31,371) | | | | | |
| Franklin Global Trends Index | | N/A | Equity/Index | AEL 85LNZLR11WR9SYRVFCH09 | 05/02/2022 | 05/02/2024 | 6,414 | 1,600,000 | 249.47 | 54,400 | | | 17,000 | | 1,149 | | | (20,400) | | | | | |
| Invesco Dynamic Growth Index | | N/A | Equity/Index | AEL 85LNZLR11WR9SYRVFCH09 | 05/02/2022 | 05/02/2024 | 982 | 2,625,000 | 2672.381 | 83,213 | | | 26,004 | | 1,593 | | | (31,205) | | | | | |

STATEMENT AS OF SEPTEMBER 30, 2023 OF THE EAGLE LIFE INSURANCE COMPANY

SCHEDULE DB - PART A - SECTION 1

Showing all Options, Caps, Floors, Collars, Swaps and Forwards Open as of Current Statement Date

| 1 | 2 | 3 | 4 | 5 | 6 | 7 | 8 | 9 | 10 | 11 | 12 | 13 | 14 | 15 | 16 | 17 | 18 | 19 | 20 | 21 | 22 | 23 | |
|--|---|------------------------------|------------------------|---|------------|--------------------------------|---------------------|-----------------|---|--|--|---------------------|-------------------------------|------|------------|---|--|--|---|--------------------|------------------------------------|---|--|
| Description | Description of Item(s) Hedged, Used for Income Generation or Replicated | Schedule/ Exhibit Identifier | Type(s) of Risk(s) (a) | Exchange, Counterparty or Central Clearinghouse | Trade Date | Date of Maturity or Expiration | Number of Contracts | Notional Amount | Strike Price, Rate or Index Received (Paid) | Cumulative Prior Year(s) Initial Cost of Un-discounted Premium (Received) Paid | Current Year Initial Cost of Un-discounted Premium (Received) Paid | Current Year Income | Book/ Adjusted Carrying Value | Code | Fair Value | Unrealized Valuation Increase/ (Decrease) | Total Foreign Exchange Change in B./A.C.V. | Current Year's (Amortization)/ Accretion | Adjustment to Carrying Value of Hedged Item | Potential Exposure | Credit Quality of Reference Entity | Hedge Effectiveness at Inception and at Quarter-end (b) | |
| S&P 500 Dividend Aristocrats Daily Risk Control 5% Index | | N/A | Equity/Index | AEL 85LNZLR1WR9SYRVFCH09 | 05/03/2022 | 05/03/2024 | 91 | 164,828 | 1807.52 | 5,340 | | | 1,669 | | 859 | | | (2,003) | | | | | |
| Franklin Global Trends Index | | N/A | Equity/Index | AEL 85LNZLR1WR9SYRVFCH09 | 05/04/2022 | 05/03/2024 | 391 | 98,176 | 251.07 | 3,328 | | | 1,040 | | 47 | | | (1,248) | | | | | |
| Invesco Dynamic Growth Index | | N/A | Equity/Index | AEL 85LNZLR1WR9SYRVFCH09 | 05/04/2022 | 05/03/2024 | 152 | 409,019 | 2698.866 | 12,925 | | | 4,039 | | 131 | | | (4,847) | | | | | |
| S&P 500 Index Option PTP | | N/A | Equity/Index | AEL 85LNZLR1WR9SYRVFCH09 | 05/04/2022 | 05/03/2024 | 54 | 230,307 | 4300.17 | 18,694 | | | 5,842 | | 11,056 | | | (7,010) | | | | | |
| S&P 500 Dividend Aristocrats Daily Risk Control 5% Index | | N/A | Equity/Index | AEL 85LNZLR1WR9SYRVFCH09 | 05/04/2022 | 05/03/2024 | 494 | 900,390 | 1821.05 | 29,443 | | | 9,201 | | 3,370 | | | (11,041) | | | | | |
| S&P 500 Dividend Aristocrats Daily Risk Control 5% Index | | N/A | Equity/Index | AEL 85LNZLR1WR9SYRVFCH09 | 05/05/2022 | 05/03/2024 | 52 | 93,938 | 1809.26 | 2,997 | | | 936 | | 470 | | | (1,124) | | | | | |
| S&P 500 Dividend Aristocrats Daily Risk Control 5% Index | | N/A | Equity/Index | AEL 85LNZLR1WR9SYRVFCH09 | 05/06/2022 | 05/06/2024 | 43 | 77,990 | 1808.1 | 2,503 | | | 782 | | 408 | | | (939) | | | | | |
| S&P 500 Dividend Aristocrats Daily Risk Control 5% Index | | N/A | Equity/Index | AEL 85LNZLR1WR9SYRVFCH09 | 05/09/2022 | 05/09/2024 | 399 | 719,248 | 1802.34 | 23,088 | | | 7,215 | | 4,362 | | | (8,658) | | | | | |
| Invesco Dynamic Growth Index | | N/A | Equity/Index | AEL 85LNZLR1WR9SYRVFCH09 | 05/10/2022 | 05/10/2024 | 605 | 1,612,247 | 2665.772 | 51,108 | | | 15,971 | | 1,225 | | | (19,166) | | | | | |
| S&P 500 Dividend Aristocrats Daily Risk Control 5% Index | | N/A | Equity/Index | AEL 85LNZLR1WR9SYRVFCH09 | 05/10/2022 | 05/10/2024 | 79 | 141,718 | 1799.14 | 4,521 | | | 1,413 | | 928 | | | (1,695) | | | | | |
| Invesco Dynamic Growth Index | | N/A | Equity/Index | AEL 85LNZLR1WR9SYRVFCH09 | 05/11/2022 | 05/10/2024 | 38 | 101,500 | 2661.704 | 3,218 | | | 1,005 | | 84 | | | (1,207) | | | | | |
| S&P 500 Index Option PTP | | N/A | Equity/Index | AEL 85LNZLR1WR9SYRVFCH09 | 05/11/2022 | 05/10/2024 | 47 | 185,162 | 3935.18 | 7,425 | | | 2,320 | | 5,622 | | | (2,784) | | | | | |
| S&P 500 Dividend Aristocrats Daily Risk Control 5% Index | | N/A | Equity/Index | AEL 85LNZLR1WR9SYRVFCH09 | 05/12/2022 | 05/10/2024 | 15 | 26,117 | 1798.99 | 825 | | | 258 | | 172 | | | (309) | | | | | |
| S&P 500 Dividend Aristocrats Daily Risk Control 5% Index | | N/A | Equity/Index | AEL 85LNZLR1WR9SYRVFCH09 | 05/13/2022 | 05/13/2024 | 179 | 322,525 | 1804.26 | 10,256 | | | 3,205 | | 1,910 | | | (3,846) | | | | | |
| Invesco Dynamic Growth Index | | N/A | Equity/Index | AEL 85LNZLR1WR9SYRVFCH09 | 05/16/2022 | 05/16/2024 | 293 | 783,431 | 2676.655 | 24,913 | | | 7,785 | | 499 | | | (9,342) | | | | | |
| S&P 500 Dividend Aristocrats Daily Risk Control 5% Index | | N/A | Equity/Index | AEL 85LNZLR1WR9SYRVFCH09 | 05/16/2022 | 05/16/2024 | 305 | 551,343 | 1804.77 | 17,753 | | | 5,548 | | 3,275 | | | (6,657) | | | | | |
| Invesco Dynamic Growth Index | | N/A | Equity/Index | AEL 85LNZLR1WR9SYRVFCH09 | 05/17/2022 | 05/17/2024 | 366 | 979,989 | 2677.011 | 31,066 | | | 9,708 | | 626 | | | (11,650) | | | | | |
| S&P 500 Dividend Aristocrats Daily Risk Control 5% Index | | N/A | Equity/Index | AEL 85LNZLR1WR9SYRVFCH09 | 05/17/2022 | 05/17/2024 | 180 | 326,536 | 1810.27 | 10,612 | | | 3,316 | | 1,720 | | | (3,980) | | | | | |

STATEMENT AS OF SEPTEMBER 30, 2023 OF THE EAGLE LIFE INSURANCE COMPANY

SCHEDULE DB - PART A - SECTION 1

Showing all Options, Caps, Floors, Collars, Swaps and Forwards Open as of Current Statement Date

| 1 | 2 | 3 | 4 | 5 | 6 | 7 | 8 | 9 | 10 | 11 | 12 | 13 | 14 | 15 | 16 | 17 | 18 | 19 | 20 | 21 | 22 | 23 | |
|--|---|------------------------------|------------------------|---|-------------|--------------------------------|---------------------|-----------------|---|--|--|---------------------|-------------------------------|------|------------|---|--|--|---|--------------------|------------------------------------|---|--|
| Description | Description of Item(s) Hedged, Used for Income Generation or Replicated | Schedule/ Exhibit Identifier | Type(s) of Risk(s) (a) | Exchange, Counterparty or Central Clearinghouse | Trade Date | Date of Maturity or Expiration | Number of Contracts | Notional Amount | Strike Price, Rate or Index Received (Paid) | Cumulative Prior Year(s) Initial Cost of Un-discounted Premium (Received) Paid | Current Year Initial Cost of Un-discounted Premium (Received) Paid | Current Year Income | Book/ Adjusted Carrying Value | Code | Fair Value | Unrealized Valuation Increase/ (Decrease) | Total Foreign Exchange Change in B./A.C.V. | Current Year's (Amortization)/ Accretion | Adjustment to Carrying Value of Hedged Item | Potential Exposure | Credit Quality of Reference Entity | Hedge Effectiveness at Inception and at Quarter-end (b) | |
| S&P 500 Index Option PTPT | | N/A | Equity/Index | AEL 85LNZLR1WR9SYRVFCH09 | .05/18/2022 | .05/17/2024 | 75 | 293,948 | 3923.68 | 14,051 | | | 4,391 | | 19,697 | | | (5,269) | | | | | |
| S&P 500 Dividend Aristocrats Daily Risk Control 5% Index | | N/A | Equity/Index | AEL 85LNZLR1WR9SYRVFCH09 | .05/18/2022 | .05/17/2024 | 4 | 7,813 | 1791.76 | 248 | | | 78 | | 62 | | | (93) | | | | | |
| Invesco Dynamic Growth Index | | N/A | Equity/Index | AEL 85LNZLR1WR9SYRVFCH09 | .05/19/2022 | .05/17/2024 | 186 | 498,407 | 2677.94 | 15,800 | | | 4,937 | | 312 | | | (5,925) | | | | | |
| Franklin Global Trends Index | | N/A | Equity/Index | AEL 85LNZLR1WR9SYRVFCH09 | .05/18/2022 | .05/17/2024 | 529 | 132,157 | 249.7 | 4,493 | | | 1,404 | | 106 | | | (1,685) | | | | | |
| Invesco Dynamic Growth Index | | N/A | Equity/Index | AEL 85LNZLR1WR9SYRVFCH09 | .05/18/2022 | .05/17/2024 | 62 | 166,592 | 2675.437 | 5,281 | | | 1,650 | | 110 | | | (1,980) | | | | | |
| S&P 500 Dividend Aristocrats Daily Risk Control 5% Index | | N/A | Equity/Index | AEL 85LNZLR1WR9SYRVFCH09 | .05/20/2022 | .05/20/2024 | 93 | 165,842 | 1789.95 | 5,290 | | | 1,653 | | 1,381 | | | (1,984) | | | | | |
| Invesco Dynamic Growth Index | | N/A | Equity/Index | AEL 85LNZLR1WR9SYRVFCH09 | .05/23/2022 | .05/23/2024 | 788 | 2,111,257 | 2678.81 | 66,927 | | | 20,915 | | 1,382 | | | (25,098) | | | | | |
| S&P 500 Dividend Aristocrats Daily Risk Control 5% Index | | N/A | Equity/Index | AEL 85LNZLR1WR9SYRVFCH09 | .05/24/2022 | .05/24/2024 | 39 | 69,456 | 1796.22 | 2,223 | | | 695 | | 515 | | | (833) | | | | | |
| Invesco Dynamic Growth Index | | N/A | Equity/Index | AEL 85LNZLR1WR9SYRVFCH09 | .05/25/2022 | .05/24/2024 | 70 | 188,569 | 2693.571 | 5,996 | | | 1,874 | | 90 | | | (2,249) | | | | | |
| S&P 500 Index Option PTPT | | N/A | Equity/Index | AEL 85LNZLR1WR9SYRVFCH09 | .05/25/2022 | .05/24/2024 | 33 | 132,186 | 3978.73 | 5,816 | | | 1,818 | | 7,718 | | | (2,181) | | | | | |
| S&P 500 Dividend Aristocrats Daily Risk Control 5% Index | | N/A | Equity/Index | AEL 85LNZLR1WR9SYRVFCH09 | .05/25/2022 | .05/24/2024 | 27 | 48,963 | 1797.75 | 1,577 | | | 493 | | 352 | | | (591) | | | | | |
| Invesco Dynamic Growth Index | | N/A | Equity/Index | AEL 85LNZLR1WR9SYRVFCH09 | .05/26/2022 | .05/24/2024 | 137 | 369,939 | 2700.963 | 11,764 | | | 3,676 | | 149 | | | (4,412) | | | | | |
| S&P 500 Dividend Aristocrats Daily Risk Control 5% Index | | N/A | Equity/Index | AEL 85LNZLR1WR9SYRVFCH09 | .05/26/2022 | .05/24/2024 | 96 | 173,906 | 1803.11 | 5,652 | | | 1,766 | | 1,113 | | | (2,119) | | | | | |
| Invesco Dynamic Growth Index | | N/A | Equity/Index | AEL 85LNZLR1WR9SYRVFCH09 | .05/27/2022 | .05/24/2024 | 247 | 667,500 | 2707.837 | 21,227 | | | 6,633 | | 228 | | | (7,960) | | | | | |
| S&P 500 Dividend Aristocrats Daily Risk Control 5% Index | | N/A | Equity/Index | AEL 85LNZLR1WR9SYRVFCH09 | .05/31/2022 | .05/31/2024 | 36 | 64,803 | 1805.75 | 2,035 | | | 636 | | 404 | | | (763) | | | | | |
| Franklin Global Trends Index | | N/A | Equity/Index | AEL 85LNZLR1WR9SYRVFCH09 | .06/01/2022 | .05/31/2024 | 1,376 | 342,753 | 249.18 | 11,654 | | | 4,127 | | 359 | | | (4,370) | | | | | |
| Invesco Dynamic Growth Index | | N/A | Equity/Index | AEL 85LNZLR1WR9SYRVFCH09 | .06/01/2022 | .05/31/2024 | 159 | 426,325 | 2680.835 | 13,515 | | | 4,786 | | 290 | | | (5,068) | | | | | |
| S&P 500 Index Option PTPT | | N/A | Equity/Index | AEL 85LNZLR1WR9SYRVFCH09 | .06/01/2022 | .05/31/2024 | 41 | 167,616 | 4101.23 | 6,436 | | | 2,280 | | 7,848 | | | (2,414) | | | | | |
| S&P 500 Dividend Aristocrats Daily Risk Control 5% Index | | N/A | Equity/Index | AEL 85LNZLR1WR9SYRVFCH09 | .06/01/2022 | .05/31/2024 | 144 | 259,037 | 1800.83 | 8,419 | | | 2,982 | | 1,795 | | | (3,157) | | | | | |

E06.9

STATEMENT AS OF SEPTEMBER 30, 2023 OF THE EAGLE LIFE INSURANCE COMPANY

SCHEDULE DB - PART A - SECTION 1

Showing all Options, Caps, Floors, Collars, Swaps and Forwards Open as of Current Statement Date

| 1 | 2 | 3 | 4 | 5 | 6 | 7 | 8 | 9 | 10 | 11 | 12 | 13 | 14 | 15 | 16 | 17 | 18 | 19 | 20 | 21 | 22 | 23 | |
|--|---|------------------------------|------------------------|---|------------|--------------------------------|---------------------|-----------------|---|--|--|---------------------|-------------------------------|------|------------|---|--|--|---|--------------------|------------------------------------|---|--|
| Description | Description of Item(s) Hedged, Used for Income Generation or Replicated | Schedule/ Exhibit Identifier | Type(s) of Risk(s) (a) | Exchange, Counterparty or Central Clearinghouse | Trade Date | Date of Maturity or Expiration | Number of Contracts | Notional Amount | Strike Price, Rate or Index Received (Paid) | Cumulative Prior Year(s) Initial Cost of Un-discounted Premium (Received) Paid | Current Year Initial Cost of Un-discounted Premium (Received) Paid | Current Year Income | Book/ Adjusted Carrying Value | Code | Fair Value | Unrealized Valuation Increase/ (Decrease) | Total Foreign Exchange Change in B./A.C.V. | Current Year's (Amortization)/ Accretion | Adjustment to Carrying Value of Hedged Item | Potential Exposure | Credit Quality of Reference Entity | Hedge Effectiveness at Inception and at Quarter-end (b) | |
| S&P 500 Dividend Aristocrats Daily Risk Control 5% Index | | N/A | Equity/Index | AEL 85LNZLR1WR9SYRVFCH09 | 06/02/2022 | 05/31/2024 | 91 | 164,588 | 1806.23 | 5,381 | | | 1,906 | | 1,016 | | | (2,018) | | | | | |
| S&P 500 Dividend Aristocrats Daily Risk Control 5% Index | | N/A | Equity/Index | AEL 85LNZLR1WR9SYRVFCH09 | 06/07/2022 | 06/07/2024 | 276 | 499,728 | 1807.56 | 16,241 | | | 5,752 | | 3,093 | | | (6,090) | | | | | |
| Franklin Global Trends Index | | N/A | Equity/Index | AEL 85LNZLR1WR9SYRVFCH09 | 06/08/2022 | 06/07/2024 | 454 | 112,552 | 247.93 | 3,816 | | | 1,351 | | 165 | | | (1,431) | | | | | |
| Invesco Dynamic Growth Index | | N/A | Equity/Index | AEL 85LNZLR1WR9SYRVFCH09 | 06/08/2022 | 06/07/2024 | 71 | 191,056 | 2675.578 | 6,037 | | | 2,138 | | 156 | | | (2,264) | | | | | |
| S&P 500 Index Option PTP | | N/A | Equity/Index | AEL 85LNZLR1WR9SYRVFCH09 | 06/08/2022 | 06/07/2024 | 53 | 219,205 | 4115.77 | 8,461 | | | 2,997 | | 10,177 | | | (3,173) | | | | | |
| S&P 500 Dividend Aristocrats Daily Risk Control 5% Index | | N/A | Equity/Index | AEL 85LNZLR1WR9SYRVFCH09 | 06/08/2022 | 06/07/2024 | 250 | 451,359 | 1802.58 | 14,534 | | | 5,147 | | 3,105 | | | (5,450) | | | | | |
| Franklin Global Trends Index | | N/A | Equity/Index | AEL 85LNZLR1WR9SYRVFCH09 | 06/10/2022 | 06/10/2024 | 2,782 | 685,000 | 246.25 | 23,153 | | | 8,200 | | 1,455 | | | (8,682) | | | | | |
| Invesco Dynamic Growth Index | | N/A | Equity/Index | AEL 85LNZLR1WR9SYRVFCH09 | 06/10/2022 | 06/10/2024 | 798 | 2,109,250 | 2643.448 | 66,441 | | | 23,531 | | 3,347 | | | (24,916) | | | | | |
| S&P 500 Dividend Aristocrats Daily Risk Control 5% Index | | N/A | Equity/Index | AEL 85LNZLR1WR9SYRVFCH09 | 06/10/2022 | 06/10/2024 | 119 | 212,794 | 1786.59 | 6,980 | | | 2,472 | | 2,044 | | | (2,617) | | | | | |
| S&P 500 Dividend Aristocrats Daily Risk Control 5% Index | | N/A | Equity/Index | AEL 85LNZLR1WR9SYRVFCH09 | 06/13/2022 | 06/13/2024 | 136 | 241,131 | 1773.88 | 7,740 | | | 2,741 | | 2,965 | | | (2,903) | | | | | |
| S&P 500 Dividend Aristocrats Daily Risk Control 5% Index | | N/A | Equity/Index | AEL 85LNZLR1WR9SYRVFCH09 | 06/14/2022 | 06/14/2024 | 56 | 99,161 | 1769.77 | 3,183 | | | 1,127 | | 1,316 | | | (1,194) | | | | | |
| Franklin Global Trends Index | | N/A | Equity/Index | AEL 85LNZLR1WR9SYRVFCH09 | 06/15/2022 | 06/14/2024 | 419 | 102,360 | 244.3 | 3,429 | | | 1,214 | | 326 | | | (1,286) | | | | | |
| Invesco Dynamic Growth Index | | N/A | Equity/Index | AEL 85LNZLR1WR9SYRVFCH09 | 06/15/2022 | 06/14/2024 | 437 | 1,142,168 | 2610.844 | 35,636 | | | 12,621 | | 3,360 | | | (13,363) | | | | | |
| S&P 500 Dividend Aristocrats Daily Risk Control 5% Index | | N/A | Equity/Index | AEL 85LNZLR1WR9SYRVFCH09 | 06/15/2022 | 06/14/2024 | 633 | 1,122,112 | 1771.98 | 35,122 | | | 12,439 | | 14,315 | | | (13,171) | | | | | |
| S&P 500 Dividend Aristocrats Daily Risk Control 5% Index | | N/A | Equity/Index | AEL 85LNZLR1WR9SYRVFCH09 | 06/17/2022 | 06/17/2024 | 9 | 16,014 | 1762.31 | 492 | | | 174 | | 243 | | | (184) | | | | | |
| S&P 500 Dividend Aristocrats Daily Risk Control 5% Index | | N/A | Equity/Index | AEL 85LNZLR1WR9SYRVFCH09 | 06/22/2022 | 06/21/2024 | 21 | 36,860 | 1769.92 | 1,150 | | | 407 | | 496 | | | (431) | | | | | |
| Invesco Dynamic Growth Index | | N/A | Equity/Index | AEL 85LNZLR1WR9SYRVFCH09 | 06/23/2022 | 06/21/2024 | 352 | 921,760 | 2620.58 | 28,943 | | | 10,251 | | 2,385 | | | (10,854) | | | | | |
| S&P 500 Dividend Aristocrats Daily Risk Control 5% Index | | N/A | Equity/Index | AEL 85LNZLR1WR9SYRVFCH09 | 06/23/2022 | 06/21/2024 | 92 | 162,588 | 1773.7 | 5,105 | | | 1,808 | | 2,049 | | | (1,914) | | | | | |

E06.10

STATEMENT AS OF SEPTEMBER 30, 2023 OF THE EAGLE LIFE INSURANCE COMPANY

SCHEDULE DB - PART A - SECTION 1

Showing all Options, Caps, Floors, Collars, Swaps and Forwards Open as of Current Statement Date

| 1 | 2 | 3 | 4 | 5 | 6 | 7 | 8 | 9 | 10 | 11 | 12 | 13 | 14 | 15 | 16 | 17 | 18 | 19 | 20 | 21 | 22 | 23 | |
|--|---|------------------------------|------------------------|---|-------------|--------------------------------|---------------------|-----------------|---|--|--|---------------------|-------------------------------|------|------------|---|--|--|---|--------------------|------------------------------------|---|--|
| Description | Description of Item(s) Hedged, Used for Income Generation or Replicated | Schedule/ Exhibit Identifier | Type(s) of Risk(s) (a) | Exchange, Counterparty or Central Clearinghouse | Trade Date | Date of Maturity or Expiration | Number of Contracts | Notional Amount | Strike Price, Rate or Index Received (Paid) | Cumulative Prior Year(s) Initial Cost of Un-discounted Premium (Received) Paid | Current Year Initial Cost of Un-discounted Premium (Received) Paid | Current Year Income | Book/ Adjusted Carrying Value | Code | Fair Value | Unrealized Valuation Increase/ (Decrease) | Total Foreign Exchange Change in B./A.C.V. | Current Year's (Amortization)/ Accretion | Adjustment to Carrying Value of Hedged Item | Potential Exposure | Credit Quality of Reference Entity | Hedge Effectiveness at Inception and at Quarter-end (b) | |
| Invesco Dynamic Growth Index | | N/A | Equity/Index | AEL 85LNZLR1WR9SYRVFCH09 | .06/21/2022 | .06/21/2024 | 782 | 2,040,793 | 2608.866 | 63,877 | | | 22,623 | | 6,453 | | | (23,954) | | | | | |
| S&P 500 Dividend Aristocrats Daily Risk Control 5% Index | | N/A | Equity/Index | AEL 85LNZLR1WR9SYRVFCH09 | .06/21/2022 | .06/21/2024 | 200 | 353,579 | 1769.32 | 10,926 | | | 3,869 | | 4,813 | | | (4,097) | | | | | |
| Franklin Global Trends Index | | N/A | Equity/Index | AEL 85LNZLR1WR9SYRVFCH09 | .06/22/2022 | .06/21/2024 | 1,210 | 297,463 | 245.79 | 10,025 | | | 3,550 | | 745 | | | (3,759) | | | | | |
| Invesco Dynamic Growth Index | | N/A | Equity/Index | AEL 85LNZLR1WR9SYRVFCH09 | .06/22/2022 | .06/21/2024 | 262 | 684,250 | 2615.319 | 21,485 | | | 7,609 | | 1,939 | | | (8,057) | | | | | |
| Invesco Dynamic Growth Index | | N/A | Equity/Index | AEL 85LNZLR1WR9SYRVFCH09 | .06/24/2022 | .06/24/2024 | 242 | 635,020 | 2627.888 | 19,940 | | | 7,062 | | 1,472 | | | (7,477) | | | | | |
| S&P 500 Dividend Aristocrats Daily Risk Control 5% Index | | N/A | Equity/Index | AEL 85LNZLR1WR9SYRVFCH09 | .06/24/2022 | .06/24/2024 | 32 | 57,289 | 1783.92 | 1,816 | | | 643 | | 605 | | | (681) | | | | | |
| Invesco Dynamic Growth Index | | N/A | Equity/Index | AEL 85LNZLR1WR9SYRVFCH09 | .06/27/2022 | .06/27/2024 | 148 | 387,813 | 2625.702 | 12,177 | | | 4,313 | | 951 | | | (4,566) | | | | | |
| Franklin Global Trends Index | | N/A | Equity/Index | AEL 85LNZLR1WR9SYRVFCH09 | .06/29/2022 | .06/28/2024 | 3,433 | 845,922 | 246.39 | 28,508 | | | 10,096 | | 1,976 | | | (10,690) | | | | | |
| Invesco Dynamic Growth Index | | N/A | Equity/Index | AEL 85LNZLR1WR9SYRVFCH09 | .06/29/2022 | .06/28/2024 | 1,390 | 3,651,928 | 2627.714 | 114,671 | | | 40,612 | | 8,698 | | | (43,001) | | | | | |
| S&P 500 Index Option | | N/A | Equity/Index | AEL 85LNZLR1WR9SYRVFCH09 | .06/29/2022 | .06/28/2024 | 82 | 314,984 | 3818.83 | 11,954 | | | 4,234 | | 16,828 | | | (4,483) | | | | | |
| S&P 500 Dividend Aristocrats Daily Risk Control 5% Index | | N/A | Equity/Index | AEL 85LNZLR1WR9SYRVFCH09 | .06/29/2022 | .06/28/2024 | 400 | 712,090 | 1778.03 | 23,143 | | | 8,196 | | 8,467 | | | (8,679) | | | | | |
| S&P 500 Dividend Aristocrats Daily Risk Control 5% Index | | N/A | Equity/Index | AEL 85LNZLR1WR9SYRVFCH09 | .06/30/2022 | .06/28/2024 | 13 | 23,038 | 1776.39 | 746 | | | 264 | | 282 | | | (280) | | | | | |
| Invesco Dynamic Growth Index | | N/A | Equity/Index | AEL 85LNZLR1WR9SYRVFCH09 | .06/28/2022 | .06/28/2024 | 231 | 604,732 | 2622.604 | 18,989 | | | 6,725 | | 1,573 | | | (7,121) | | | | | |
| S&P 500 Dividend Aristocrats Daily Risk Control 5% Index | | N/A | Equity/Index | AEL 85LNZLR1WR9SYRVFCH09 | .06/28/2022 | .06/28/2024 | 52 | 92,150 | 1778.59 | 2,912 | | | 1,031 | | 1,085 | | | (1,092) | | | | | |
| Invesco Dynamic Growth Index | | N/A | Equity/Index | AEL 85LNZLR1WR9SYRVFCH09 | .07/01/2022 | .07/01/2024 | 206 | 545,933 | 2645.128 | 17,306 | | | 6,850 | | 973 | | | (6,490) | | | | | |
| S&P 500 Dividend Aristocrats Daily Risk Control 5% Index | | N/A | Equity/Index | AEL 85LNZLR1WR9SYRVFCH09 | .07/01/2022 | .07/01/2024 | 133 | 236,680 | 1781.32 | 7,810 | | | 3,092 | | 2,675 | | | (2,929) | | | | | |
| S&P 500 Dividend Aristocrats Daily Risk Control 5% Index | | N/A | Equity/Index | AEL 85LNZLR1WR9SYRVFCH09 | .07/05/2022 | .07/05/2024 | 16 | 29,100 | 1778.59 | 969 | | | 384 | | 349 | | | (363) | | | | | |
| Invesco Dynamic Growth Index | | N/A | Equity/Index | AEL 85LNZLR1WR9SYRVFCH09 | .07/05/2022 | .07/05/2024 | 394 | 1,042,252 | 2646.66 | 32,935 | | | 13,037 | | 1,855 | | | (12,351) | | | | | |
| S&P 500 Index Option | | N/A | Equity/Index | AEL 85LNZLR1WR9SYRVFCH09 | .07/06/2022 | .07/05/2024 | 37 | 141,348 | 3845.08 | 20,255 | | | 8,018 | | 23,833 | | | (7,596) | | | | | |

E06.11

STATEMENT AS OF SEPTEMBER 30, 2023 OF THE EAGLE LIFE INSURANCE COMPANY

SCHEDULE DB - PART A - SECTION 1

Showing all Options, Caps, Floors, Collars, Swaps and Forwards Open as of Current Statement Date

| 1 | 2 | 3 | 4 | 5 | 6 | 7 | 8 | 9 | 10 | 11 | 12 | 13 | 14 | 15 | 16 | 17 | 18 | 19 | 20 | 21 | 22 | 23 |
|--|---|------------------------------|------------------------|---|-------------|--------------------------------|---------------------|-----------------|---|--|--|---------------------|-------------------------------|------|------------|---|--|--|---|--------------------|------------------------------------|---|
| Description | Description of Item(s) Hedged, Used for Income Generation or Replicated | Schedule/ Exhibit Identifier | Type(s) of Risk(s) (a) | Exchange, Counterparty or Central Clearinghouse | Trade Date | Date of Maturity or Expiration | Number of Contracts | Notional Amount | Strike Price, Rate or Index Received (Paid) | Cumulative Prior Year(s) Initial Cost of Un-discounted Premium (Received) Paid | Current Year Initial Cost of Un-discounted Premium (Received) Paid | Current Year Income | Book/ Adjusted Carrying Value | Code | Fair Value | Unrealized Valuation Increase/ (Decrease) | Total Foreign Exchange Change in B./A.C.V. | Current Year's (Amortization)/ Accretion | Adjustment to Carrying Value of Hedged Item | Potential Exposure | Credit Quality of Reference Entity | Hedge Effectiveness at Inception and at Quarter-end (b) |
| S&P 500 Dividend Aristocrats Daily Risk Control 5% Index | | N/A | Equity/Index | AEL 85LNZLR1WR9SYRVFCH09 | .07/06/2022 | 07/05/2024 | 104 | 184,300 | 1779.91 | 5,990 | | | 2,371 | | 2,160 | | | (2,246) | | | | |
| S&P 500 Dividend Aristocrats Daily Risk Control 5% Index | | N/A | Equity/Index | AEL 85LNZLR1WR9SYRVFCH09 | .07/11/2022 | 07/11/2024 | 21 | 37,386 | 1778.8 | 1,204 | | | 477 | | 454 | | | (451) | | | | |
| Invesco Dynamic Growth Index | | N/A | Equity/Index | AEL 85LNZLR1WR9SYRVFCH09 | .07/11/2022 | 07/11/2024 | 320 | 843,645 | 2633.322 | 26,575 | | | 10,519 | | 1,968 | | | (9,966) | | | | |
| S&P 500 Dividend Aristocrats Daily Risk Control 5% Index | | N/A | Equity/Index | AEL 85LNZLR1WR9SYRVFCH09 | .07/12/2022 | 07/12/2024 | 48 | 86,067 | 1776.89 | 2,780 | | | 1,100 | | 1,083 | | | (1,042) | | | | |
| Franklin Global Trends Index | | N/A | Equity/Index | AEL 85LNZLR1WR9SYRVFCH09 | .07/13/2022 | 07/12/2024 | 207 | 51,443 | 248.05 | 1,739 | | | 688 | | 96 | | | (652) | | | | |
| Invesco Dynamic Growth Index | | N/A | Equity/Index | AEL 85LNZLR1WR9SYRVFCH09 | .07/13/2022 | 07/12/2024 | 236 | 620,587 | 2634.968 | 19,486 | | | 7,713 | | 1,416 | | | (7,307) | | | | |
| S&P 500 Dividend Aristocrats Daily Risk Control 5% Index | | N/A | Equity/Index | AEL 85LNZLR1WR9SYRVFCH09 | .07/13/2022 | 07/12/2024 | 1 | 2,104 | 1775 | 68 | | | 27 | | 27 | | | (25) | | | | |
| Invesco Dynamic Growth Index | | N/A | Equity/Index | AEL 85LNZLR1WR9SYRVFCH09 | .07/14/2022 | 07/12/2024 | 206 | 541,651 | 2629.535 | 16,954 | | | 6,711 | | 1,355 | | | (6,358) | | | | |
| S&P 500 Dividend Aristocrats Daily Risk Control 5% Index | | N/A | Equity/Index | AEL 85LNZLR1WR9SYRVFCH09 | .07/14/2022 | 07/12/2024 | 95 | 167,850 | 1772.94 | 5,505 | | | 2,179 | | 2,260 | | | (2,065) | | | | |
| S&P 500 Dividend Aristocrats Daily Risk Control 5% Index | | N/A | Equity/Index | AEL 85LNZLR1WR9SYRVFCH09 | .07/15/2022 | 07/15/2024 | 55 | 97,398 | 1778.27 | 3,165 | | | 1,253 | | 1,206 | | | (1,187) | | | | |
| Invesco Dynamic Growth Index | | N/A | Equity/Index | AEL 85LNZLR1WR9SYRVFCH09 | .07/15/2022 | 07/15/2024 | 33 | 87,465 | 2635.231 | 2,746 | | | 1,087 | | 202 | | | (1,030) | | | | |
| S&P 500 Dividend Aristocrats Daily Risk Control 5% Index | | N/A | Equity/Index | AEL 85LNZLR1WR9SYRVFCH09 | .07/18/2022 | 07/18/2024 | 13 | 23,038 | 1774.46 | 746 | | | 295 | | 307 | | | (280) | | | | |
| Invesco Dynamic Growth Index | | N/A | Equity/Index | AEL 85LNZLR1WR9SYRVFCH09 | .07/19/2022 | 07/19/2024 | 93 | 245,708 | 2631.595 | 7,715 | | | 3,054 | | 617 | | | (2,893) | | | | |
| Franklin Global Trends Index | | N/A | Equity/Index | AEL 85LNZLR1WR9SYRVFCH09 | .07/20/2022 | 07/19/2024 | 747 | 184,266 | 246.7 | 6,210 | | | 2,458 | | 463 | | | (2,329) | | | | |
| S&P 500 Dividend Aristocrats Daily Risk Control 5% Index | | N/A | Equity/Index | AEL 85LNZLR1WR9SYRVFCH09 | .07/21/2022 | 07/19/2024 | 52 | 92,150 | 1787.88 | 2,976 | | | 1,178 | | 974 | | | (1,116) | | | | |
| Invesco Dynamic Growth Index | | N/A | Equity/Index | AEL 85LNZLR1WR9SYRVFCH09 | .07/20/2022 | 07/19/2024 | 220 | 579,965 | 2630.29 | 18,211 | | | 7,208 | | 1,489 | | | (6,829) | | | | |
| Invesco Dynamic Growth Index | | N/A | Equity/Index | AEL 85LNZLR1WR9SYRVFCH09 | .07/22/2022 | 07/22/2024 | 305 | 810,240 | 2653.52 | 25,604 | | | 10,135 | | 1,424 | | | (9,601) | | | | |
| S&P 500 Dividend Aristocrats Daily Risk Control 5% Index | | N/A | Equity/Index | AEL 85LNZLR1WR9SYRVFCH09 | .07/22/2022 | 07/22/2024 | 208 | 371,618 | 1788.59 | 12,486 | | | 4,943 | | 3,912 | | | (4,682) | | | | |

E06.12

STATEMENT AS OF SEPTEMBER 30, 2023 OF THE EAGLE LIFE INSURANCE COMPANY

SCHEDULE DB - PART A - SECTION 1

Showing all Options, Caps, Floors, Collars, Swaps and Forwards Open as of Current Statement Date

| 1 | 2 | 3 | 4 | 5 | 6 | 7 | 8 | 9 | 10 | 11 | 12 | 13 | 14 | 15 | 16 | 17 | 18 | 19 | 20 | 21 | 22 | 23 | |
|--|---|------------------------------|------------------------|---|------------|--------------------------------|---------------------|-----------------|---|--|--|---------------------|-------------------------------|------|------------|---|--|--|---|--------------------|------------------------------------|---|--|
| Description | Description of Item(s) Hedged, Used for Income Generation or Replicated | Schedule/ Exhibit Identifier | Type(s) of Risk(s) (a) | Exchange, Counterparty or Central Clearinghouse | Trade Date | Date of Maturity or Expiration | Number of Contracts | Notional Amount | Strike Price, Rate or Index Received (Paid) | Cumulative Prior Year(s) Initial Cost of Un-discounted Premium (Received) Paid | Current Year Initial Cost of Un-discounted Premium (Received) Paid | Current Year Income | Book/ Adjusted Carrying Value | Code | Fair Value | Unrealized Valuation Increase/ (Decrease) | Total Foreign Exchange Change in B./A.C.V. | Current Year's (Amortization)/ Accretion | Adjustment to Carrying Value of Hedged Item | Potential Exposure | Credit Quality of Reference Entity | Hedge Effectiveness at Inception and at Quarter-end (b) | |
| S&P 500 Dividend Aristocrats Daily Risk Control 5% Index | | N/A | Equity/Index | AEL 85LNZLR1WR9SYRVFCH09 | 07/25/2022 | 07/25/2024 | 32 | 57,784 | 1790.41 | 1,855 | | | 734 | | 594 | | | (696) | | | | | |
| S&P 500 Dividend Aristocrats Daily Risk Control 5% Index | | N/A | Equity/Index | AEL 85LNZLR1WR9SYRVFCH09 | 07/26/2022 | 07/26/2024 | 49 | 87,366 | 1789.93 | 2,822 | | | 1,117 | | 908 | | | (1,058) | | | | | |
| Invesco Dynamic Growth Index | | N/A | Equity/Index | AEL 85LNZLR1WR9SYRVFCH09 | 07/26/2022 | 07/26/2024 | 650 | 1,722,385 | 2650.471 | 54,255 | | | 21,476 | | 3,270 | | | (20,346) | | | | | |
| Franklin Global Trends Index | | N/A | Equity/Index | AEL 85LNZLR1WR9SYRVFCH09 | 07/27/2022 | 07/26/2024 | 1,064 | 265,250 | 249.37 | 8,965 | | | 3,549 | | 421 | | | (3,362) | | | | | |
| Invesco Dynamic Growth Index | | N/A | Equity/Index | AEL 85LNZLR1WR9SYRVFCH09 | 07/27/2022 | 07/26/2024 | 78 | 207,649 | 2662.657 | 6,541 | | | 2,589 | | 319 | | | (2,453) | | | | | |
| S&P 500 Dividend Aristocrats Daily Risk Control 5% Index | | N/A | Equity/Index | AEL 85LNZLR1WR9SYRVFCH09 | 07/28/2022 | 07/26/2024 | 13 | 23,227 | 1801.02 | 732 | | | 290 | | 197 | | | (274) | | | | | |
| Invesco Dynamic Growth Index | | N/A | Equity/Index | AEL 85LNZLR1WR9SYRVFCH09 | 07/29/2022 | 07/29/2024 | 325 | 870,139 | 2677.532 | 27,496 | | | 10,884 | | 1,044 | | | (10,311) | | | | | |
| S&P 500 Dividend Aristocrats Daily Risk Control 5% Index | | N/A | Equity/Index | AEL 85LNZLR1WR9SYRVFCH09 | 07/29/2022 | 07/29/2024 | 6 | 10,912 | 1804.67 | 352 | | | 140 | | 87 | | | (132) | | | | | |
| S&P 500 Dividend Aristocrats Daily Risk Control 5% Index | | N/A | Equity/Index | AEL 85LNZLR1WR9SYRVFCH09 | 08/01/2022 | 08/01/2024 | 245 | 441,313 | 1804.55 | 14,387 | | | 6,294 | | 3,579 | | | (5,395) | | | | | |
| Invesco Dynamic Growth Index | | N/A | Equity/Index | AEL 85LNZLR1WR9SYRVFCH09 | 08/01/2022 | 08/01/2024 | 494 | 1,322,832 | 2678.842 | 41,801 | | | 18,288 | | 1,582 | | | (15,676) | | | | | |
| Invesco Dynamic Growth Index | | N/A | Equity/Index | AEL 85LNZLR1WR9SYRVFCH09 | 08/03/2022 | 08/02/2024 | 431 | 1,150,431 | 2666.73 | 36,124 | | | 15,804 | | 1,720 | | | (13,546) | | | | | |
| S&P 500 Dividend Aristocrats Daily Risk Control 5% Index | | N/A | Equity/Index | AEL 85LNZLR1WR9SYRVFCH09 | 08/04/2022 | 08/02/2024 | 580 | 1,045,497 | 1801.73 | 33,770 | | | 14,774 | | 8,963 | | | (12,664) | | | | | |
| Invesco Dynamic Growth Index | | N/A | Equity/Index | AEL 85LNZLR1WR9SYRVFCH09 | 08/04/2022 | 08/02/2024 | 74 | 198,167 | 2672.512 | 6,222 | | | 2,722 | | 267 | | | (2,333) | | | | | |
| S&P 500 Dividend Aristocrats Daily Risk Control 5% Index | | N/A | Equity/Index | AEL 85LNZLR1WR9SYRVFCH09 | 08/02/2022 | 08/02/2024 | 32 | 58,200 | 1799.88 | 1,880 | | | 822 | | 516 | | | (705) | | | | | |
| S&P 500 Index Option PTP | | N/A | Equity/Index | AEL 85LNZLR1WR9SYRVFCH09 | 08/03/2022 | 08/02/2024 | 11 | 44,227 | 4155.17 | 2,782 | | | 1,217 | | 2,627 | | | (1,043) | | | | | |
| S&P 500 Dividend Aristocrats Daily Risk Control 5% Index | | N/A | Equity/Index | AEL 85LNZLR1WR9SYRVFCH09 | 08/03/2022 | 08/02/2024 | 178 | 320,983 | 1802.64 | 10,271 | | | 4,494 | | 2,706 | | | (3,852) | | | | | |
| Franklin Global Trends Index | | N/A | Equity/Index | AEL 85LNZLR1WR9SYRVFCH09 | 08/03/2022 | 08/02/2024 | 249 | 62,277 | 250.03 | 2,099 | | | 918 | | 91 | | | (787) | | | | | |
| S&P 500 Dividend Aristocrats Daily Risk Control 5% Index | | N/A | Equity/Index | AEL 85LNZLR1WR9SYRVFCH09 | 08/05/2022 | 08/05/2024 | 218 | 393,177 | 1802.99 | 12,621 | | | 5,522 | | 3,325 | | | (4,733) | | | | | |
| Invesco Dynamic Growth Index | | N/A | Equity/Index | AEL 85LNZLR1WR9SYRVFCH09 | 08/05/2022 | 08/05/2024 | 383 | 1,018,417 | 2658.723 | 31,978 | | | 13,990 | | 1,782 | | | (11,992) | | | | | |

E06.13

STATEMENT AS OF SEPTEMBER 30, 2023 OF THE EAGLE LIFE INSURANCE COMPANY

SCHEDULE DB - PART A - SECTION 1

Showing all Options, Caps, Floors, Collars, Swaps and Forwards Open as of Current Statement Date

| 1 | 2 | 3 | 4 | 5 | 6 | 7 | 8 | 9 | 10 | 11 | 12 | 13 | 14 | 15 | 16 | 17 | 18 | 19 | 20 | 21 | 22 | 23 | |
|--|---|------------------------------|------------------------|---|------------|--------------------------------|---------------------|-----------------|---|--|--|---------------------|-------------------------------|------|------------|---|--|--|---|--------------------|------------------------------------|---|--|
| Description | Description of Item(s) Hedged, Used for Income Generation or Replicated | Schedule/ Exhibit Identifier | Type(s) of Risk(s) (a) | Exchange, Counterparty or Central Clearinghouse | Trade Date | Date of Maturity or Expiration | Number of Contracts | Notional Amount | Strike Price, Rate or Index Received (Paid) | Cumulative Prior Year(s) Initial Cost of Un-discounted Premium (Received) Paid | Current Year Initial Cost of Un-discounted Premium (Received) Paid | Current Year Income | Book/ Adjusted Carrying Value | Code | Fair Value | Unrealized Valuation Increase/ (Decrease) | Total Foreign Exchange Change in B./A.C.V. | Current Year's (Amortization)/ Accretion | Adjustment to Carrying Value of Hedged Item | Potential Exposure | Credit Quality of Reference Entity | Hedge Effectiveness at Inception and at Quarter-end (b) | |
| Invesco Dynamic Growth Index | | N/A | Equity/Index | AEL 85LNZLR1WR9SYRVFCH09 | 08/08/2022 | 08/08/2024 | 515 | 1,372,798 | 2663.726 | 43,106 | | | 18,859 | | 2,245 | | | (16,165) | | | | | |
| Invesco Dynamic Growth Index | | N/A | Equity/Index | AEL 85LNZLR1WR9SYRVFCH09 | 08/09/2022 | 08/09/2024 | 242 | 643,056 | 2660.044 | 20,192 | | | 8,834 | | 1,127 | | | (7,572) | | | | | |
| S&P 500 Dividend Aristocrats Daily Risk Control 5% Index | | N/A | Equity/Index | AEL 85LNZLR1WR9SYRVFCH09 | 08/09/2022 | 08/09/2024 | 277 | 499,291 | 1803.29 | 16,227 | | | 7,099 | | 4,252 | | | (6,085) | | | | | |
| Franklin Global Trends Index | | N/A | Equity/Index | AEL 85LNZLR1WR9SYRVFCH09 | 08/10/2022 | 08/09/2024 | 796 | 198,291 | 249.22 | 6,682 | | | 2,924 | | 355 | | | (2,506) | | | | | |
| Invesco Dynamic Growth Index | | N/A | Equity/Index | AEL 85LNZLR1WR9SYRVFCH09 | 08/10/2022 | 08/09/2024 | 96 | 255,000 | 2667.141 | 8,007 | | | 3,503 | | 396 | | | (3,003) | | | | | |
| Invesco Dynamic Growth Index | | N/A | Equity/Index | AEL 85LNZLR1WR9SYRVFCH09 | 08/11/2022 | 08/09/2024 | 59 | 157,383 | 2659.525 | 4,926 | | | 2,155 | | 278 | | | (1,847) | | | | | |
| S&P 500 Dividend Aristocrats Daily Risk Control 5% Index | | N/A | Equity/Index | AEL 85LNZLR1WR9SYRVFCH09 | 08/11/2022 | 08/09/2024 | 82 | 149,040 | 1813.8 | 4,695 | | | 2,054 | | 1,043 | | | (1,761) | | | | | |
| Invesco Dynamic Growth Index | | N/A | Equity/Index | AEL 85LNZLR1WR9SYRVFCH09 | 08/12/2022 | 08/12/2024 | 99 | 265,220 | 2666.373 | 8,301 | | | 3,632 | | 425 | | | (3,113) | | | | | |
| S&P 500 Dividend Aristocrats Daily Risk Control 5% Index | | N/A | Equity/Index | AEL 85LNZLR1WR9SYRVFCH09 | 08/12/2022 | 08/12/2024 | 96 | 174,433 | 1821.85 | 5,530 | | | 2,419 | | 1,056 | | | (2,074) | | | | | |
| Franklin Global Trends Index | | N/A | Equity/Index | AEL 85LNZLR1WR9SYRVFCH09 | 08/15/2022 | 08/15/2024 | 1,412 | 351,984 | 249.23 | 11,862 | | | 5,190 | | 654 | | | (4,448) | | | | | |
| S&P 500 Dividend Aristocrats Daily Risk Control 5% Index | | N/A | Equity/Index | AEL 85LNZLR1WR9SYRVFCH09 | 08/15/2022 | 08/15/2024 | 22 | 39,977 | 1824.01 | 1,255 | | | 549 | | 235 | | | (471) | | | | | |
| Invesco Dynamic Growth Index | | N/A | Equity/Index | AEL 85LNZLR1WR9SYRVFCH09 | 08/16/2022 | 08/16/2024 | 233 | 621,353 | 2669.494 | 19,448 | | | 8,509 | | 966 | | | (7,293) | | | | | |
| S&P 500 Dividend Aristocrats Daily Risk Control 5% Index | | N/A | Equity/Index | AEL 85LNZLR1WR9SYRVFCH09 | 08/16/2022 | 08/16/2024 | 236 | 431,635 | 1826.77 | 13,640 | | | 5,967 | | 2,410 | | | (5,115) | | | | | |
| Franklin Global Trends Index | | N/A | Equity/Index | AEL 85LNZLR1WR9SYRVFCH09 | 08/17/2022 | 08/16/2024 | 626 | 155,499 | 248.25 | 5,225 | | | 2,286 | | 347 | | | (1,959) | | | | | |
| Invesco Dynamic Growth Index | | N/A | Equity/Index | AEL 85LNZLR1WR9SYRVFCH09 | 08/17/2022 | 08/16/2024 | 65 | 173,699 | 2661.539 | 5,437 | | | 2,379 | | 309 | | | (2,039) | | | | | |
| S&P 500 Index Option | | N/A | Equity/Index | AEL 85LNZLR1WR9SYRVFCH09 | 08/17/2022 | 08/16/2024 | 37 | 158,742 | 4274.04 | 11,307 | | | 4,947 | | 9,641 | | | (4,240) | | | | | |
| PTPT | | | | | | | | | | | | | | | | | | | | | | | |
| S&P 500 Dividend Aristocrats Daily Risk Control 5% Index | | N/A | Equity/Index | AEL 85LNZLR1WR9SYRVFCH09 | 08/17/2022 | 08/16/2024 | 249 | 454,404 | 1823.8 | 13,950 | | | 6,103 | | 2,689 | | | (5,231) | | | | | |
| S&P 500 Dividend Aristocrats Daily Risk Control 5% Index | | N/A | Equity/Index | AEL 85LNZLR1WR9SYRVFCH09 | 08/18/2022 | 08/16/2024 | 38 | 68,953 | 1824.07 | 2,200 | | | 962 | | 406 | | | (825) | | | | | |
| Invesco Dynamic Growth Index | | N/A | Equity/Index | AEL 85LNZLR1WR9SYRVFCH09 | 08/19/2022 | 08/19/2024 | 280 | 743,260 | 2652.776 | 23,264 | | | 10,178 | | 1,556 | | | (8,724) | | | | | |
| S&P 500 Dividend Aristocrats Daily Risk Control 5% Index | | N/A | Equity/Index | AEL 85LNZLR1WR9SYRVFCH09 | 08/19/2022 | 08/19/2024 | 19 | 33,950 | 1819 | 1,046 | | | 457 | | 223 | | | (392) | | | | | |

E06.14

STATEMENT AS OF SEPTEMBER 30, 2023 OF THE EAGLE LIFE INSURANCE COMPANY

SCHEDULE DB - PART A - SECTION 1

Showing all Options, Caps, Floors, Collars, Swaps and Forwards Open as of Current Statement Date

| 1 | 2 | 3 | 4 | 5 | 6 | 7 | 8 | 9 | 10 | 11 | 12 | 13 | 14 | 15 | 16 | 17 | 18 | 19 | 20 | 21 | 22 | 23 | |
|--|---|------------------------------|------------------------|---|------------|--------------------------------|---------------------|-----------------|---|--|--|---------------------|-------------------------------|------|------------|---|--|--|---|--------------------|------------------------------------|---|--|
| Description | Description of Item(s) Hedged, Used for Income Generation or Replicated | Schedule/ Exhibit Identifier | Type(s) of Risk(s) (a) | Exchange, Counterparty or Central Clearinghouse | Trade Date | Date of Maturity or Expiration | Number of Contracts | Notional Amount | Strike Price, Rate or Index Received (Paid) | Cumulative Prior Year(s) Initial Cost of Un-discounted Premium (Received) Paid | Current Year Initial Cost of Un-discounted Premium (Received) Paid | Current Year Income | Book/ Adjusted Carrying Value | Code | Fair Value | Unrealized Valuation Increase/ (Decrease) | Total Foreign Exchange Change in B./A.C.V. | Current Year's (Amortization)/ Accretion | Adjustment to Carrying Value of Hedged Item | Potential Exposure | Credit Quality of Reference Entity | Hedge Effectiveness at Inception and at Quarter-end (b) | |
| Invesco Dynamic Growth Index | | N/A | Equity/Index | AEL 85LNZLR1WR9SYRVFCH09 | 08/22/2022 | 08/22/2024 | 396 | 1,046,728 | 2643.582 | 32,763 | | | 14,334 | | 2,582 | | | (12,286) | | | | | |
| Franklin Global Trends Index | | N/A | Equity/Index | AEL 85LNZLR1WR9SYRVFCH09 | 08/24/2022 | 08/23/2024 | 526 | 129,480 | 246.12 | 4,338 | | | 1,898 | | 433 | | | (1,627) | | | | | |
| Invesco Dynamic Growth Index | | N/A | Equity/Index | AEL 85LNZLR1WR9SYRVFCH09 | 08/24/2022 | 08/23/2024 | 503 | 1,328,092 | 2638.059 | 41,436 | | | 18,128 | | 3,593 | | | (15,539) | | | | | |
| S&P 500 Index Option | | N/A | Equity/Index | AEL 85LNZLR1WR9SYRVFCH09 | 08/24/2022 | 08/23/2024 | 6 | 26,405 | 4140.77 | 3,979 | | | 1,741 | | 2,963 | | | (1,492) | | | | | |
| PTPT | | N/A | Equity/Index | AEL 85LNZLR1WR9SYRVFCH09 | 08/24/2022 | 08/23/2024 | 6 | 26,405 | 4140.77 | 3,979 | | | 1,741 | | 2,963 | | | (1,492) | | | | | |
| S&P 500 Dividend Aristocrats Daily Risk Control 5% Index | | N/A | Equity/Index | AEL 85LNZLR1WR9SYRVFCH09 | 08/24/2022 | 08/23/2024 | 223 | 403,372 | 1809.76 | 12,908 | | | 5,647 | | 3,190 | | | (4,840) | | | | | |
| S&P 500 Dividend Aristocrats Daily Risk Control 5% Index | | N/A | Equity/Index | AEL 85LNZLR1WR9SYRVFCH09 | 08/25/2022 | 08/23/2024 | 136 | 247,474 | 1815.62 | 7,672 | | | 3,356 | | 1,756 | | | (2,877) | | | | | |
| Invesco Dynamic Growth Index | | N/A | Equity/Index | AEL 85LNZLR1WR9SYRVFCH09 | 08/26/2022 | 08/26/2024 | 225 | 594,228 | 2638.741 | 18,540 | | | 8,111 | | 1,613 | | | (6,952) | | | | | |
| S&P 500 Dividend Aristocrats Daily Risk Control 5% Index | | N/A | Equity/Index | AEL 85LNZLR1WR9SYRVFCH09 | 08/26/2022 | 08/26/2024 | 164 | 295,621 | 1799.88 | 9,549 | | | 4,177 | | 2,814 | | | (3,581) | | | | | |
| S&P 500 Dividend Aristocrats Daily Risk Control 5% Index | | N/A | Equity/Index | AEL 85LNZLR1WR9SYRVFCH09 | 08/29/2022 | 08/29/2024 | 21 | 37,588 | 1798.29 | 1,146 | | | 502 | | 371 | | | (430) | | | | | |
| Invesco Dynamic Growth Index | | N/A | Equity/Index | AEL 85LNZLR1WR9SYRVFCH09 | 08/29/2022 | 08/29/2024 | 462 | 1,214,750 | 2630.947 | 37,900 | | | 16,581 | | 3,771 | | | (14,213) | | | | | |
| S&P 500 Dividend Aristocrats Daily Risk Control 5% Index | | N/A | Equity/Index | AEL 85LNZLR1WR9SYRVFCH09 | 08/30/2022 | 08/30/2024 | 129 | 231,680 | 1792.64 | 6,997 | | | 3,061 | | 2,524 | | | (2,624) | | | | | |
| Invesco Dynamic Growth Index | | N/A | Equity/Index | AEL 85LNZLR1WR9SYRVFCH09 | 08/30/2022 | 08/30/2024 | 405 | 1,063,234 | 2626.235 | 33,067 | | | 14,467 | | 3,560 | | | (12,400) | | | | | |
| Franklin Global Trends Index | | N/A | Equity/Index | AEL 85LNZLR1WR9SYRVFCH09 | 08/31/2022 | 08/30/2024 | 871 | 213,720 | 245.4 | 7,138 | | | 3,123 | | 831 | | | (2,677) | | | | | |
| Invesco Dynamic Growth Index | | N/A | Equity/Index | AEL 85LNZLR1WR9SYRVFCH09 | 08/31/2022 | 08/30/2024 | 123 | 321,705 | 2621.283 | 10,005 | | | 4,377 | | 1,160 | | | (3,752) | | | | | |
| S&P 500 Dividend Aristocrats Daily Risk Control 5% Index | | N/A | Equity/Index | AEL 85LNZLR1WR9SYRVFCH09 | 08/31/2022 | 08/30/2024 | 23 | 40,354 | 1789 | 1,299 | | | 568 | | 467 | | | (487) | | | | | |
| S&P 500 Index Option | | N/A | Equity/Index | AEL 85LNZLR1WR9SYRVFCH09 | 09/30/2022 | 10/02/2023 | 775 | 2,780,128 | 3585.62 | 174,869 | | | (7,286) | | 303,662 | | | (131,152) | | | | | |
| SPXDSUN Index Option | | N/A | Equity/Index | AEL 85LNZLR1WR9SYRVFCH09 | 09/30/2022 | 10/02/2023 | 125 | 375,337 | 3011.57 | 14,899 | | | (621) | | 14,206 | | | (11,174) | | | | | |
| PTPT | | N/A | Equity/Index | AEL 85LNZLR1WR9SYRVFCH09 | 09/30/2022 | 10/02/2023 | 125 | 375,337 | 3011.57 | 14,899 | | | (621) | | 14,206 | | | (11,174) | | | | | |
| S&P 500 Dividend Aristocrats Daily Risk Control 5% Index | | N/A | Equity/Index | AEL 85LNZLR1WR9SYRVFCH09 | 09/30/2022 | 10/02/2023 | 304 | 531,362 | 1745.47 | 11,584 | | | (483) | | 2,043 | | | (8,688) | | | | | |
| Invesco Dynamic Growth Index | | N/A | Equity/Index | AEL 85LNZLR1WR9SYRVFCH09 | 09/02/2022 | 08/30/2024 | 20 | 52,290 | 2616.84 | 1,626 | | | 779 | | 201 | | | (610) | | | | | |
| Invesco Dynamic Growth Index | | N/A | Equity/Index | AEL 85LNZLR1WR9SYRVFCH09 | 09/01/2022 | 08/30/2024 | 134 | 349,750 | 2613.972 | 10,877 | | | 5,212 | | 1,404 | | | (4,079) | | | | | |

STATEMENT AS OF SEPTEMBER 30, 2023 OF THE EAGLE LIFE INSURANCE COMPANY

SCHEDULE DB - PART A - SECTION 1

Showing all Options, Caps, Floors, Collars, Swaps and Forwards Open as of Current Statement Date

| 1 | 2 | 3 | 4 | 5 | 6 | 7 | 8 | 9 | 10 | 11 | 12 | 13 | 14 | 15 | 16 | 17 | 18 | 19 | 20 | 21 | 22 | 23 |
|--|---|------------------------------|------------------------|---|------------|--------------------------------|---------------------|-----------------|---|--|--|---------------------|-------------------------------|------|------------|---|--|--|---|--------------------|------------------------------------|---|
| Description | Description of Item(s) Hedged, Used for Income Generation or Replicated | Schedule/ Exhibit Identifier | Type(s) of Risk(s) (a) | Exchange, Counterparty or Central Clearinghouse | Trade Date | Date of Maturity or Expiration | Number of Contracts | Notional Amount | Strike Price, Rate or Index Received (Paid) | Cumulative Prior Year(s) Initial Cost of Un-discounted Premium (Received) Paid | Current Year Initial Cost of Un-discounted Premium (Received) Paid | Current Year Income | Book/ Adjusted Carrying Value | Code | Fair Value | Unrealized Valuation Increase/ (Decrease) | Total Foreign Exchange Change in B./A.C.V. | Current Year's (Amortization)/ Accretion | Adjustment to Carrying Value of Hedged Item | Potential Exposure | Credit Quality of Reference Entity | Hedge Effectiveness at Inception and at Quarter-end (b) |
| S&P 500 Dividend Aristocrats Daily Risk Control 5% Index | | N/A | Equity/Index | AEL 85LNZLR1WR9SYRVFCH09 | 09/01/2022 | 08/30/2024 | 20 | 36,375 | 1790.24 | 1,164 | | | 558 | | 412 | | | (437) | | | | |
| S&P 500 Index Option PTPPT | | N/A | Equity/Index | AEL 85LNZLR1WR9SYRVFCH09 | 09/07/2022 | 09/06/2024 | 40 | 158,762 | 3979.87 | 7,684 | | | 3,682 | | 9,991 | | | (2,882) | | | | |
| S&P 500 Dividend Aristocrats Daily Risk Control 5% Index | | N/A | Equity/Index | AEL 85LNZLR1WR9SYRVFCH09 | 09/07/2022 | 09/06/2024 | 136 | 244,463 | 1796.18 | 7,774 | | | 3,725 | | 2,554 | | | (2,915) | | | | |
| Franklin Global Trends Index | | N/A | Equity/Index | AEL 85LNZLR1WR9SYRVFCH09 | 09/07/2022 | 09/06/2024 | 450 | 110,030 | 244.38 | 3,675 | | | 1,761 | | 517 | | | (1,378) | | | | |
| Invesco Dynamic Growth Index | | N/A | Equity/Index | AEL 85LNZLR1WR9SYRVFCH09 | 09/07/2022 | 09/06/2024 | 175 | 457,472 | 2616.018 | 14,227 | | | 6,817 | | 1,832 | | | (5,335) | | | | |
| S&P 500 Dividend Aristocrats Daily Risk Control 5% Index | | N/A | Equity/Index | AEL 85LNZLR1WR9SYRVFCH09 | 09/08/2022 | 09/06/2024 | 150 | 270,357 | 1797.77 | 8,408 | | | 4,029 | | 2,750 | | | (3,153) | | | | |
| Franklin Global Trends Index | | N/A | Equity/Index | AEL 85LNZLR1WR9SYRVFCH09 | 09/08/2022 | 09/06/2024 | 397 | 96,750 | 243.91 | 3,231 | | | 1,548 | | 489 | | | (1,212) | | | | |
| Invesco Dynamic Growth Index | | N/A | Equity/Index | AEL 85LNZLR1WR9SYRVFCH09 | 09/08/2022 | 09/06/2024 | 89 | 231,750 | 2616.33 | 7,207 | | | 3,454 | | 924 | | | (2,703) | | | | |
| Invesco Dynamic Growth Index | | N/A | Equity/Index | AEL 85LNZLR1WR9SYRVFCH09 | 09/09/2022 | 09/09/2024 | 238 | 624,415 | 2618.539 | 19,419 | | | 9,305 | | 2,439 | | | (7,282) | | | | |
| S&P 500 Dividend Aristocrats Daily Risk Control 5% Index | | N/A | Equity/Index | AEL 85LNZLR1WR9SYRVFCH09 | 09/09/2022 | 09/09/2024 | 48 | 87,300 | 1802.92 | 2,741 | | | 1,314 | | 820 | | | (1,028) | | | | |
| S&P 500 Dividend Aristocrats Daily Risk Control 5% Index | | N/A | Equity/Index | AEL 85LNZLR1WR9SYRVFCH09 | 09/13/2022 | 09/13/2024 | 68 | 121,036 | 1788.47 | 3,764 | | | 1,804 | | 1,461 | | | (1,412) | | | | |
| Invesco Dynamic Growth Index | | N/A | Equity/Index | AEL 85LNZLR1WR9SYRVFCH09 | 09/14/2022 | 09/13/2024 | 258 | 673,249 | 2604.56 | 20,803 | | | 9,968 | | 3,253 | | | (7,801) | | | | |
| S&P 500 Dividend Aristocrats Daily Risk Control 5% Index | | N/A | Equity/Index | AEL 85LNZLR1WR9SYRVFCH09 | 09/15/2022 | 09/13/2024 | 207 | 368,752 | 1778.97 | 11,505 | | | 5,513 | | 5,173 | | | (4,314) | | | | |
| Invesco Dynamic Growth Index | | N/A | Equity/Index | AEL 85LNZLR1WR9SYRVFCH09 | 09/15/2022 | 09/13/2024 | 519 | 1,347,372 | 2595.975 | 41,499 | | | 19,885 | | 7,325 | | | (15,562) | | | | |
| Invesco Dynamic Growth Index | | N/A | Equity/Index | AEL 85LNZLR1WR9SYRVFCH09 | 09/13/2022 | 09/13/2024 | 538 | 1,401,120 | 2602.968 | 43,435 | | | 20,812 | | 6,921 | | | (16,288) | | | | |
| Invesco Dynamic Growth Index | | N/A | Equity/Index | AEL 85LNZLR1WR9SYRVFCH09 | 09/16/2022 | 09/16/2024 | 140 | 363,090 | 2597.001 | 11,219 | | | 5,376 | | 1,965 | | | (4,207) | | | | |
| Invesco Dynamic Growth Index | | N/A | Equity/Index | AEL 85LNZLR1WR9SYRVFCH09 | 09/19/2022 | 09/19/2024 | 138 | 357,475 | 2594.225 | 11,010 | | | 5,276 | | 2,028 | | | (4,129) | | | | |
| S&P 500 Dividend Aristocrats Daily Risk Control 5% Index | | N/A | Equity/Index | AEL 85LNZLR1WR9SYRVFCH09 | 09/19/2022 | 09/19/2024 | 54 | 95,554 | 1780.81 | 2,914 | | | 1,396 | | 1,319 | | | (1,093) | | | | |
| Franklin Global Trends Index | | N/A | Equity/Index | AEL 85LNZLR1WR9SYRVFCH09 | 09/20/2022 | 09/20/2024 | 256 | 61,677 | 241.26 | 2,041 | | | 978 | | 479 | | | (766) | | | | |
| Invesco Dynamic Growth Index | | N/A | Equity/Index | AEL 85LNZLR1WR9SYRVFCH09 | 09/20/2022 | 09/20/2024 | 71 | 183,529 | 2584.915 | 5,653 | | | 2,709 | | 1,181 | | | (2,120) | | | | |

STATEMENT AS OF SEPTEMBER 30, 2023 OF THE EAGLE LIFE INSURANCE COMPANY

SCHEDULE DB - PART A - SECTION 1

Showing all Options, Caps, Floors, Collars, Swaps and Forwards Open as of Current Statement Date

| 1 | 2 | 3 | 4 | 5 | 6 | 7 | 8 | 9 | 10 | 11 | 12 | 13 | 14 | 15 | 16 | 17 | 18 | 19 | 20 | 21 | 22 | 23 | |
|--|---|------------------------------|------------------------|---|------------|--------------------------------|---------------------|-----------------|---|--|--|---------------------|-------------------------------|------|------------|---|--|--|---|--------------------|------------------------------------|---|--|
| Description | Description of Item(s) Hedged, Used for Income Generation or Replicated | Schedule/ Exhibit Identifier | Type(s) of Risk(s) (a) | Exchange, Counterparty or Central Clearinghouse | Trade Date | Date of Maturity or Expiration | Number of Contracts | Notional Amount | Strike Price, Rate or Index Received (Paid) | Cumulative Prior Year(s) Initial Cost of Un-discounted Premium (Received) Paid | Current Year Initial Cost of Un-discounted Premium (Received) Paid | Current Year Income | Book/ Adjusted Carrying Value | Code | Fair Value | Unrealized Valuation Increase/ (Decrease) | Total Foreign Exchange Change in B./A.C.V. | Current Year's (Amortization)/ Accretion | Adjustment to Carrying Value of Hedged Item | Potential Exposure | Credit Quality of Reference Entity | Hedge Effectiveness at Inception and at Quarter-end (b) | |
| S&P 500 Index Option PTPT | | N/A | Equity/Index | AEL 85LNZLR1WR9SYRVFCH09 | 09/21/2022 | 09/20/2024 | 1 | 4,183 | 3789.93 | 665 | | | 319 | | 818 | | | (250) | | | | | |
| S&P 500 Dividend Aristocrats Daily Risk Control 5% Index | | N/A | Equity/Index | AEL 85LNZLR1WR9SYRVFCH09 | 09/21/2022 | 09/20/2024 | 139 | 246,380 | 1768.61 | 7,687 | | | 3,683 | | 4,097 | | | (2,883) | | | | | |
| Invesco Dynamic Growth Index | | N/A | Equity/Index | AEL 85LNZLR1WR9SYRVFCH09 | 09/21/2022 | 09/20/2024 | 197 | 510,042 | 2583.475 | 15,709 | | | 7,527 | | 3,343 | | | (5,891) | | | | | |
| S&P 500 Dividend Aristocrats Daily Risk Control 5% Index | | N/A | Equity/Index | AEL 85LNZLR1WR9SYRVFCH09 | 09/23/2022 | 09/23/2024 | 32 | 56,396 | 1759.37 | 1,731 | | | 830 | | 1,077 | | | (649) | | | | | |
| Franklin Global Trends Index | | N/A | Equity/Index | AEL 85LNZLR1WR9SYRVFCH09 | 09/23/2022 | 09/23/2024 | 758 | 181,892 | 239.88 | 6,002 | | | 2,876 | | 1,715 | | | (2,251) | | | | | |
| Invesco Dynamic Growth Index | | N/A | Equity/Index | AEL 85LNZLR1WR9SYRVFCH09 | 09/23/2022 | 09/23/2024 | 1,471 | 3,763,614 | 2559.331 | 115,543 | | | 55,364 | | 33,670 | | | (43,329) | | | | | |
| S&P 500 Dividend Aristocrats Daily Risk Control 5% Index | | N/A | Equity/Index | AEL 85LNZLR1WR9SYRVFCH09 | 09/26/2022 | 09/26/2024 | 360 | 631,487 | 1754.33 | 19,387 | | | 9,289 | | 12,987 | | | (7,270) | | | | | |
| Invesco Dynamic Growth Index | | N/A | Equity/Index | AEL 85LNZLR1WR9SYRVFCH09 | 09/26/2022 | 09/26/2024 | 329 | 835,769 | 2543.256 | 25,658 | | | 12,295 | | 9,103 | | | (9,622) | | | | | |
| Invesco Dynamic Growth Index | | N/A | Equity/Index | AEL 85LNZLR1WR9SYRVFCH09 | 09/27/2022 | 09/27/2024 | 224 | 568,657 | 2537.669 | 17,458 | | | 8,365 | | 6,616 | | | (6,547) | | | | | |
| S&P 500 Dividend Aristocrats Daily Risk Control 5% Index | | N/A | Equity/Index | AEL 85LNZLR1WR9SYRVFCH09 | 09/27/2022 | 09/27/2024 | 97 | 169,750 | 1751.35 | 5,228 | | | 2,505 | | 3,641 | | | (1,961) | | | | | |
| S&P 500 Index Option PTPT | | N/A | Equity/Index | AEL 85LNZLR1WR9SYRVFCH09 | 09/28/2022 | 09/27/2024 | 15 | 55,859 | 3719.04 | 2,664 | | | 1,277 | | 3,921 | | | (999) | | | | | |
| S&P 500 Dividend Aristocrats Daily Risk Control 5% Index | | N/A | Equity/Index | AEL 85LNZLR1WR9SYRVFCH09 | 09/28/2022 | 09/27/2024 | 80 | 139,987 | 1758.96 | 4,354 | | | 2,086 | | 2,704 | | | (1,633) | | | | | |
| Franklin Global Trends Index | | N/A | Equity/Index | AEL 85LNZLR1WR9SYRVFCH09 | 09/28/2022 | 09/27/2024 | 1,362 | 326,014 | 239.38 | 10,758 | | | 5,155 | | 3,312 | | | (4,034) | | | | | |
| Invesco Dynamic Growth Index | | N/A | Equity/Index | AEL 85LNZLR1WR9SYRVFCH09 | 09/28/2022 | 09/27/2024 | 78 | 199,723 | 2561.321 | 6,131 | | | 2,938 | | 1,760 | | | (2,299) | | | | | |
| S&P 500 Dividend Aristocrats Daily Risk Control 5% Index | | N/A | Equity/Index | AEL 85LNZLR1WR9SYRVFCH09 | 09/29/2022 | 09/27/2024 | 16 | 27,160 | 1751.24 | 856 | | | 410 | | 583 | | | (321) | | | | | |
| Invesco Dynamic Growth Index | | N/A | Equity/Index | AEL 85LNZLR1WR9SYRVFCH09 | 09/30/2022 | 09/30/2024 | 11 | 27,930 | 2540.87 | 860 | | | 412 | | 315 | | | (323) | | | | | |
| S&P 500 Index Option PTPT | | N/A | Equity/Index | AEL 85LNZLR1WR9SYRVFCH09 | 10/03/2022 | 10/03/2023 | 497 | 1,830,011 | 3678.43 | 116,007 | | | 4,834 | | 178,862 | | | (87,005) | | | | | |
| SPXDSLN Index Option PTPT | | N/A | Equity/Index | AEL 85LNZLR1WR9SYRVFCH09 | 10/03/2022 | 10/03/2023 | 11 | 33,567 | 3033.83 | 1,314 | | | 55 | | 999 | | | (986) | | | | | |
| S&P 500 Dividend Aristocrats Daily Risk Control 5% Index | | N/A | Equity/Index | AEL 85LNZLR1WR9SYRVFCH09 | 10/03/2022 | 10/03/2023 | 252 | 442,470 | 1757.92 | 9,602 | | | 400 | | 332 | | | (7,201) | | | | | |
| Invesco Dynamic Growth Index | | N/A | Equity/Index | AEL 85LNZLR1WR9SYRVFCH09 | 10/03/2022 | 10/03/2023 | 232 | 592,675 | 2557.818 | 13,098 | | | 546 | | | | | (9,824) | | | | | |
| S&P 500 Index Option PTPT | | N/A | Equity/Index | AEL 85LNZLR1WR9SYRVFCH09 | 10/04/2022 | 10/04/2023 | 781 | 2,961,796 | 3790.93 | 139,546 | | | 5,814 | | 215,442 | | | (104,659) | | | | | |

STATEMENT AS OF SEPTEMBER 30, 2023 OF THE EAGLE LIFE INSURANCE COMPANY

SCHEDULE DB - PART A - SECTION 1

Showing all Options, Caps, Floors, Collars, Swaps and Forwards Open as of Current Statement Date

| 1 | 2 | 3 | 4 | 5 | 6 | 7 | 8 | 9 | 10 | 11 | 12 | 13 | 14 | 15 | 16 | 17 | 18 | 19 | 20 | 21 | 22 | 23 | |
|--|---|------------------------------|------------------------|---|------------|--------------------------------|---------------------|-----------------|---|--|--|---------------------|-------------------------------|------|------------|---|--|--|---|--------------------|------------------------------------|---|--|
| Description | Description of Item(s) Hedged, Used for Income Generation or Replicated | Schedule/ Exhibit Identifier | Type(s) of Risk(s) (a) | Exchange, Counterparty or Central Clearinghouse | Trade Date | Date of Maturity or Expiration | Number of Contracts | Notional Amount | Strike Price, Rate or Index Received (Paid) | Cumulative Prior Year(s) Initial Cost of Un-discounted Premium (Received) Paid | Current Year Initial Cost of Un-discounted Premium (Received) Paid | Current Year Income | Book/ Adjusted Carrying Value | Code | Fair Value | Unrealized Valuation Increase/ (Decrease) | Total Foreign Exchange Change in B./A.C.V. | Current Year's (Amortization)/ Accretion | Adjustment to Carrying Value of Hedged Item | Potential Exposure | Credit Quality of Reference Entity | Hedge Effectiveness at Inception and at Quarter-end (b) | |
| SPXDSUN Index Option PTPT | | N/A | Equity/Index | AEL 85LNZLR1WR9SYRVFCH09 | 10/04/2022 | 10/04/2023 | 8 | 24,837 | 3052.99 | 1,026 | | | 43 | | 642 | | | (769) | | | | | |
| S&P 500 Dividend Aristocrats Daily Risk Control 5% Index | | N/A | Equity/Index | AEL 85LNZLR1WR9SYRVFCH09 | 10/04/2022 | 10/04/2023 | 142 | 250,910 | 1768.87 | 5,470 | | | 228 | | 31 | | | (4,102) | | | | | |
| Franklin Global Trends Index | | N/A | Equity/Index | AEL 85LNZLR1WR9SYRVFCH09 | 10/04/2022 | 10/04/2023 | 251 | 60,198 | 239.93 | 1,421 | | | 59 | | | | | (1,066) | | | | | |
| Invesco Dynamic Growth Index | | N/A | Equity/Index | AEL 85LNZLR1WR9SYRVFCH09 | 10/04/2022 | 10/04/2023 | 25 | 65,272 | 2569.448 | 1,443 | | | 60 | | | | | (1,082) | | | | | |
| Franklin Global Trends Index | | N/A | Equity/Index | AEL 85LNZLR1WR9SYRVFCH09 | 10/05/2022 | 10/05/2023 | 479 | 114,472 | 239.07 | 2,702 | | | 113 | | | | | (2,026) | | | | | |
| Invesco Dynamic Growth Index | | N/A | Equity/Index | AEL 85LNZLR1WR9SYRVFCH09 | 10/05/2022 | 10/05/2023 | 135 | 345,741 | 2563.361 | 7,641 | | | 318 | | | | | (5,731) | | | | | |
| S&P 500 Index Option PTPT | | N/A | Equity/Index | AEL 85LNZLR1WR9SYRVFCH09 | 10/05/2022 | 10/05/2023 | 1,442 | 5,456,524 | 3783.28 | 205,636 | | | 8,568 | | 345,818 | | | (154,227) | | | | | |
| S&P 500 Indx Opt MOPPTPT | | N/A | Equity/Index | AEL 85LNZLR1WR9SYRVFCH09 | 10/05/2022 | 10/05/2023 | 1 | 4,253 | 3783.28 | 97 | | | 4 | | 13 | | | (72) | | | | | |
| SPXDSUN Index Option PTPT | | N/A | Equity/Index | AEL 85LNZLR1WR9SYRVFCH09 | 10/05/2022 | 10/05/2023 | 84 | 255,532 | 3049.59 | 9,462 | | | 394 | | 5,269 | | | (7,096) | | | | | |
| S&P 500 Dividend Aristocrats Daily Risk Control 5% Index | | N/A | Equity/Index | AEL 85LNZLR1WR9SYRVFCH09 | 10/05/2022 | 10/05/2023 | 1,487 | 2,627,721 | 1766.74 | 57,022 | | | 2,376 | | 749 | | | (42,766) | | | | | |
| S&P 500 Index Option PTPT | | N/A | Equity/Index | AEL 85LNZLR1WR9SYRVFCH09 | 10/06/2022 | 10/06/2023 | 612 | 2,293,055 | 3744.52 | 78,576 | | | 3,274 | | 127,486 | | | (58,932) | | | | | |
| SPXDSUN Index Option PTPT | | N/A | Equity/Index | AEL 85LNZLR1WR9SYRVFCH09 | 10/06/2022 | 10/06/2023 | 18 | 55,444 | 3041.48 | 2,124 | | | 88 | | 1,392 | | | (1,593) | | | | | |
| S&P 500 Dividend Aristocrats Daily Risk Control 5% Index | | N/A | Equity/Index | AEL 85LNZLR1WR9SYRVFCH09 | 10/06/2022 | 10/06/2023 | 639 | 1,126,273 | 1761.89 | 24,440 | | | 1,018 | | 891 | | | (18,330) | | | | | |
| Invesco Dynamic Growth Index | | N/A | Equity/Index | AEL 85LNZLR1WR9SYRVFCH09 | 10/06/2022 | 10/06/2023 | 94 | 239,359 | 2557.103 | 5,290 | | | 220 | | | | | (3,967) | | | | | |
| Invesco Dynamic Growth Index | | N/A | Equity/Index | AEL 85LNZLR1WR9SYRVFCH09 | 10/07/2022 | 10/06/2023 | 261 | 665,325 | 2548.4 | 14,637 | | | 610 | | 1 | | | (10,978) | | | | | |
| S&P 500 Index Option PTPT | | N/A | Equity/Index | AEL 85LNZLR1WR9SYRVFCH09 | 10/07/2022 | 10/06/2023 | 1,583 | 5,762,293 | 3639.66 | 288,719 | | | 12,030 | | 471,563 | | | (216,539) | | | | | |
| SPXDSUN Index Option PTPT | | N/A | Equity/Index | AEL 85LNZLR1WR9SYRVFCH09 | 10/07/2022 | 10/06/2023 | 142 | 430,313 | 3028.29 | 16,333 | | | 681 | | 12,072 | | | (12,250) | | | | | |
| S&P 500 Dividend Aristocrats Daily Risk Control 5% Index | | N/A | Equity/Index | AEL 85LNZLR1WR9SYRVFCH09 | 10/07/2022 | 10/06/2023 | 885 | 1,552,017 | 1754.09 | 33,679 | | | 1,403 | | 3,252 | | | (25,259) | | | | | |
| S&P 500 Index Option PTPT | | N/A | Equity/Index | AEL 85LNZLR1WR9SYRVFCH09 | 10/10/2022 | 10/10/2023 | 652 | 2,355,608 | 3612.39 | 160,810 | | | 6,700 | | 268,993 | | | (120,608) | | | | | |
| S&P 500 Dividend Aristocrats Daily Risk Control 5% Index | | N/A | Equity/Index | AEL 85LNZLR1WR9SYRVFCH09 | 10/10/2022 | 10/10/2023 | 444 | 778,592 | 1754.35 | 16,740 | | | 697 | | 2,153 | | | (12,555) | | | | | |
| Invesco Dynamic Growth Index | | N/A | Equity/Index | AEL 85LNZLR1WR9SYRVFCH09 | 10/10/2022 | 10/10/2023 | 144 | 366,972 | 2543.441 | 8,110 | | | 338 | | 15 | | | (6,083) | | | | | |
| S&P 500 Index Option PTPT | | N/A | Equity/Index | AEL 85LNZLR1WR9SYRVFCH09 | 10/11/2022 | 10/11/2023 | 650 | 2,330,967 | 3588.84 | 140,210 | | | 5,842 | | 238,803 | | | (105,157) | | | | | |

STATEMENT AS OF SEPTEMBER 30, 2023 OF THE EAGLE LIFE INSURANCE COMPANY

SCHEDULE DB - PART A - SECTION 1

Showing all Options, Caps, Floors, Collars, Swaps and Forwards Open as of Current Statement Date

| 1 | 2 | 3 | 4 | 5 | 6 | 7 | 8 | 9 | 10 | 11 | 12 | 13 | 14 | 15 | 16 | 17 | 18 | 19 | 20 | 21 | 22 | 23 | |
|--|---|------------------------------|------------------------|---|------------|--------------------------------|---------------------|-----------------|---|--|--|---------------------|-------------------------------|------|------------|---|--|--|---|--------------------|------------------------------------|---|--|
| Description | Description of Item(s) Hedged, Used for Income Generation or Replicated | Schedule/ Exhibit Identifier | Type(s) of Risk(s) (a) | Exchange, Counterparty or Central Clearinghouse | Trade Date | Date of Maturity or Expiration | Number of Contracts | Notional Amount | Strike Price, Rate or Index Received (Paid) | Cumulative Prior Year(s) Initial Cost of Un-discounted Premium (Received) Paid | Current Year Initial Cost of Un-discounted Premium (Received) Paid | Current Year Income | Book/ Adjusted Carrying Value | Code | Fair Value | Unrealized Valuation Increase/ (Decrease) | Total Foreign Exchange Change in B./A.C.V. | Current Year's (Amortization)/ Accretion | Adjustment to Carrying Value of Hedged Item | Potential Exposure | Credit Quality of Reference Entity | Hedge Effectiveness at Inception and at Quarter-end (b) | |
| SPXDSUN Index Option PTPT | | N/A | Equity/Index | AEL 85LNZLR1WR9SYRVFCH09 | 10/11/2022 | 10/11/2023 | 26 | 79,786 | 3031.82 | 3,112 | | | 130 | | 2,328 | | | (2,334) | | | | | |
| S&P 500 Dividend Aristocrats Daily Risk Control 5% Index | | N/A | Equity/Index | AEL 85LNZLR1WR9SYRVFCH09 | 10/11/2022 | 10/11/2023 | 425 | 745,363 | 1755.52 | 16,025 | | | 668 | | 1,979 | | | (12,019) | | | | | |
| S&P 500 Index Option PTPT | | N/A | Equity/Index | AEL 85LNZLR1WR9SYRVFCH09 | 10/12/2022 | 10/12/2023 | 1,348 | 4,822,836 | 3577.03 | 194,964 | | | 8,124 | | 354,550 | | | (146,223) | | | | | |
| S&P 500 Indx Opt MOPTPT | | N/A | Equity/Index | AEL 85LNZLR1WR9SYRVFCH09 | 10/12/2022 | 10/12/2023 | 11 | 38,641 | 3577.03 | 889 | | | 37 | | 509 | | | (667) | | | | | |
| S&P Digital | | N/A | Equity/Index | AEL 85LNZLR1WR9SYRVFCH09 | 10/12/2022 | 10/12/2023 | 1 | 3,972 | 3577.03 | 37 | | | 2 | | 59 | | | (28) | | | | | |
| SPXDSUN Index Option PTPT | | N/A | Equity/Index | AEL 85LNZLR1WR9SYRVFCH09 | 10/12/2022 | 10/12/2023 | 118 | 356,723 | 3026 | 13,668 | | | 569 | | 10,621 | | | (10,251) | | | | | |
| S&P 500 Dividend Aristocrats Daily Risk Control 5% Index | | N/A | Equity/Index | AEL 85LNZLR1WR9SYRVFCH09 | 10/12/2022 | 10/12/2023 | 692 | 1,211,992 | 1751.99 | 26,179 | | | 1,091 | | 4,474 | | | (19,634) | | | | | |
| Franklin Global Trends Index | | N/A | Equity/Index | AEL 85LNZLR1WR9SYRVFCH09 | 10/12/2022 | 10/12/2023 | 864 | 205,706 | 238.06 | 4,834 | | | 201 | | 15 | | | (3,626) | | | | | |
| Invesco Dynamic Growth Index | | N/A | Equity/Index | AEL 85LNZLR1WR9SYRVFCH09 | 10/12/2022 | 10/12/2023 | 118 | 300,584 | 2544.096 | 6,643 | | | 277 | | 20 | | | (4,982) | | | | | |
| S&P 500 Index Option PTPT | | N/A | Equity/Index | AEL 85LNZLR1WR9SYRVFCH09 | 10/13/2022 | 10/13/2023 | 809 | 2,968,137 | 3669.91 | 102,183 | | | 4,258 | | 170,319 | | | (76,637) | | | | | |
| S&P 500 Dividend Aristocrats Daily Risk Control 5% Index | | N/A | Equity/Index | AEL 85LNZLR1WR9SYRVFCH09 | 10/13/2022 | 10/13/2023 | 643 | 1,132,609 | 1761.19 | 23,898 | | | 996 | | 2,092 | | | (17,924) | | | | | |
| S&P 500 Index Option PTPT | | N/A | Equity/Index | AEL 85LNZLR1WR9SYRVFCH09 | 10/14/2022 | 10/13/2023 | 1,936 | 6,937,952 | 3583.07 | 257,886 | | | 10,745 | | 458,458 | | | (193,414) | | | | | |
| S&P Digital | | N/A | Equity/Index | AEL 85LNZLR1WR9SYRVFCH09 | 10/14/2022 | 10/13/2023 | 4 | 14,938 | 3583.07 | 131 | | | 5 | | 224 | | | (99) | | | | | |
| SPXDSUN Index Option PTPT | | N/A | Equity/Index | AEL 85LNZLR1WR9SYRVFCH09 | 10/14/2022 | 10/13/2023 | 16 | 47,904 | 3028.21 | 2,031 | | | 85 | | 1,591 | | | (1,523) | | | | | |
| S&P 500 Dividend Aristocrats Daily Risk Control 5% Index | | N/A | Equity/Index | AEL 85LNZLR1WR9SYRVFCH09 | 10/14/2022 | 10/13/2023 | 605 | 1,060,918 | 1752.96 | 22,704 | | | 946 | | 3,803 | | | (17,028) | | | | | |
| Invesco Dynamic Growth Index | | N/A | Equity/Index | AEL 85LNZLR1WR9SYRVFCH09 | 10/14/2022 | 10/13/2023 | 48 | 120,826 | 2538.905 | 2,658 | | | 111 | | 17 | | | (1,994) | | | | | |
| S&P 500 Index Option PTPT | | N/A | Equity/Index | AEL 85LNZLR1WR9SYRVFCH09 | 10/14/2022 | 10/16/2023 | 982 | 3,518,136 | 3583.07 | 268,255 | | | 11,177 | | 449,814 | | | (201,191) | | | | | |
| SPXDSUN Index Option PTPT | | N/A | Equity/Index | AEL 85LNZLR1WR9SYRVFCH09 | 10/14/2022 | 10/16/2023 | 13 | 38,703 | 3028.21 | 1,583 | | | 66 | | 1,207 | | | (1,187) | | | | | |
| S&P 500 Dividend Aristocrats Daily Risk Control 5% Index | | N/A | Equity/Index | AEL 85LNZLR1WR9SYRVFCH09 | 10/14/2022 | 10/16/2023 | 865 | 1,515,871 | 1752.96 | 32,440 | | | 1,352 | | 6,082 | | | (24,330) | | | | | |
| S&P 500 Index Option PTPT | | N/A | Equity/Index | AEL 85LNZLR1WR9SYRVFCH09 | 10/17/2022 | 10/17/2023 | 540 | 1,985,494 | 3677.95 | 120,961 | | | 5,040 | | 182,536 | | | (90,721) | | | | | |
| S&P 500 Dividend Aristocrats Daily Risk Control 5% Index | | N/A | Equity/Index | AEL 85LNZLR1WR9SYRVFCH09 | 10/17/2022 | 10/17/2023 | 240 | 423,247 | 1761.04 | 9,015 | | | 376 | | 999 | | | (6,761) | | | | | |
| S&P 500 Index Option PTPT | | N/A | Equity/Index | AEL 85LNZLR1WR9SYRVFCH09 | 10/18/2022 | 10/18/2023 | 1,169 | 4,348,653 | 3719.98 | 170,551 | | | 7,106 | | 268,652 | | | (127,913) | | | | | |

E06.19

STATEMENT AS OF SEPTEMBER 30, 2023 OF THE EAGLE LIFE INSURANCE COMPANY

SCHEDULE DB - PART A - SECTION 1

Showing all Options, Caps, Floors, Collars, Swaps and Forwards Open as of Current Statement Date

| 1 | 2 | 3 | 4 | 5 | 6 | 7 | 8 | 9 | 10 | 11 | 12 | 13 | 14 | 15 | 16 | 17 | 18 | 19 | 20 | 21 | 22 | 23 | |
|--|---|------------------------------|------------------------|---|------------|--------------------------------|---------------------|-----------------|---|--|--|---------------------|-------------------------------|------|------------|---|--|--|---|--------------------|------------------------------------|---|--|
| Description | Description of Item(s) Hedged, Used for Income Generation or Replicated | Schedule/ Exhibit Identifier | Type(s) of Risk(s) (a) | Exchange, Counterparty or Central Clearinghouse | Trade Date | Date of Maturity or Expiration | Number of Contracts | Notional Amount | Strike Price, Rate or Index Received (Paid) | Cumulative Prior Year(s) Initial Cost of Un-discounted Premium (Received) Paid | Current Year Initial Cost of Un-discounted Premium (Received) Paid | Current Year Income | Book/ Adjusted Carrying Value | Code | Fair Value | Unrealized Valuation Increase/ (Decrease) | Total Foreign Exchange Change in B./A.C.V. | Current Year's (Amortization)/ Accretion | Adjustment to Carrying Value of Hedged Item | Potential Exposure | Credit Quality of Reference Entity | Hedge Effectiveness at Inception and at Quarter-end (b) | |
| SPXDSUN Index Option PTPT | | N/A | Equity/Index | AEL 85LNZLR1WR9SYRVFCH09 | 10/18/2022 | 10/18/2023 | 100 | 306,303 | 3052.59 | 12,984 | | | 541 | | 7,923 | | | (9,738) | | | | | |
| S&P 500 Dividend Aristocrats Daily Risk Control 5% Index | | N/A | Equity/Index | AEL 85LNZLR1WR9SYRVFCH09 | 10/18/2022 | 10/18/2023 | 730 | 1,288,885 | 1766.46 | 27,582 | | | 1,149 | | 2,103 | | | (20,687) | | | | | |
| Invesco Dynamic Growth Index | | N/A | Equity/Index | AEL 85LNZLR1WR9SYRVFCH09 | 10/18/2022 | 10/18/2023 | 140 | 356,028 | 2550.373 | 7,833 | | | 326 | | 43 | | | (5,874) | | | | | |
| Franklin Global Trends Index | | N/A | Equity/Index | AEL 85LNZLR1WR9SYRVFCH09 | 10/19/2022 | 10/19/2023 | 1,049 | 247,792 | 236.25 | 5,823 | | | 243 | | 243 | | | (4,367) | | | | | |
| Invesco Dynamic Growth Index | | N/A | Equity/Index | AEL 85LNZLR1WR9SYRVFCH09 | 10/19/2022 | 10/19/2023 | 249 | 633,873 | 2541.712 | 13,945 | | | 581 | | 177 | | | (10,459) | | | | | |
| S&P 500 Index Option PTPT | | N/A | Equity/Index | AEL 85LNZLR1WR9SYRVFCH09 | 10/19/2022 | 10/19/2023 | 1,081 | 3,994,632 | 3695.16 | 166,807 | | | 6,950 | | 278,601 | | | (125,105) | | | | | |
| SPXDSUN Index Option PTPT | | N/A | Equity/Index | AEL 85LNZLR1WR9SYRVFCH09 | 10/19/2022 | 10/19/2023 | 109 | 333,162 | 3047.25 | 13,233 | | | 551 | | 7,866 | | | (9,925) | | | | | |
| S&P 500 Dividend Aristocrats Daily Risk Control 5% Index | | N/A | Equity/Index | AEL 85LNZLR1WR9SYRVFCH09 | 10/19/2022 | 10/19/2023 | 444 | 783,656 | 1763.21 | 16,770 | | | 699 | | 1,735 | | | (12,578) | | | | | |
| Invesco Dynamic Growth Index | | N/A | Equity/Index | AEL 85LNZLR1WR9SYRVFCH09 | 10/20/2022 | 10/20/2023 | 59 | 150,000 | 2534.564 | 3,300 | | | 138 | | 78 | | | (2,475) | | | | | |
| S&P 500 Index Option PTPT | | N/A | Equity/Index | AEL 85LNZLR1WR9SYRVFCH09 | 10/20/2022 | 10/20/2023 | 840 | 3,077,711 | 3665.78 | 112,340 | | | 4,681 | | 187,649 | | | (84,255) | | | | | |
| S&P 500 Dividend Aristocrats Daily Risk Control 5% Index | | N/A | Equity/Index | AEL 85LNZLR1WR9SYRVFCH09 | 10/20/2022 | 10/20/2023 | 577 | 1,013,971 | 1758.26 | 21,699 | | | 904 | | 3,303 | | | (16,274) | | | | | |
| Invesco Dynamic Growth Index | | N/A | Equity/Index | AEL 85LNZLR1WR9SYRVFCH09 | 10/21/2022 | 10/20/2023 | 54 | 136,469 | 2545.113 | 3,002 | | | 125 | | 33 | | | (2,252) | | | | | |
| S&P 500 Index Option PTPT | | N/A | Equity/Index | AEL 85LNZLR1WR9SYRVFCH09 | 10/21/2022 | 10/20/2023 | 1,609 | 6,037,646 | 3752.75 | 192,158 | | | 8,007 | | 313,485 | | | (144,119) | | | | | |
| SPXDSUN Index Option PTPT | | N/A | Equity/Index | AEL 85LNZLR1WR9SYRVFCH09 | 10/21/2022 | 10/20/2023 | 18 | 55,275 | 3053.27 | 2,416 | | | 101 | | 1,563 | | | (1,812) | | | | | |
| S&P 500 Dividend Aristocrats Daily Risk Control 5% Index | | N/A | Equity/Index | AEL 85LNZLR1WR9SYRVFCH09 | 10/21/2022 | 10/20/2023 | 571 | 1,009,049 | 1766.38 | 21,695 | | | 904 | | 1,854 | | | (16,271) | | | | | |
| S&P 500 Index Option PTPT | | N/A | Equity/Index | AEL 85LNZLR1WR9SYRVFCH09 | 10/21/2022 | 10/23/2023 | 631 | 2,368,812 | 3752.75 | 108,871 | | | 4,536 | | 159,148 | | | (81,653) | | | | | |
| SPXDSUN Index Option PTPT | | N/A | Equity/Index | AEL 85LNZLR1WR9SYRVFCH09 | 10/21/2022 | 10/23/2023 | 180 | 550,346 | 3053.27 | 19,132 | | | 797 | | 8,916 | | | (14,349) | | | | | |
| S&P 500 Dividend Aristocrats Daily Risk Control 5% Index | | N/A | Equity/Index | AEL 85LNZLR1WR9SYRVFCH09 | 10/21/2022 | 10/23/2023 | 236 | 416,477 | 1766.38 | 8,996 | | | 375 | | 883 | | | (6,747) | | | | | |
| S&P 500 Index Option PTPT | | N/A | Equity/Index | AEL 85LNZLR1WR9SYRVFCH09 | 10/24/2022 | 10/24/2023 | 447 | 1,698,211 | 3797.34 | 96,193 | | | 4,008 | | 126,387 | | | (72,144) | | | | | |
| SPXDSUN Index Option PTPT | | N/A | Equity/Index | AEL 85LNZLR1WR9SYRVFCH09 | 10/24/2022 | 10/24/2023 | 8 | 23,987 | 3061.55 | 1,060 | | | 44 | | 629 | | | (795) | | | | | |
| S&P 500 Dividend Aristocrats Daily Risk Control 5% Index | | N/A | Equity/Index | AEL 85LNZLR1WR9SYRVFCH09 | 10/24/2022 | 10/24/2023 | 169 | 299,674 | 1770.71 | 6,443 | | | 268 | | 489 | | | (4,832) | | | | | |
| S&P 500 Index Option PTPT | | N/A | Equity/Index | AEL 85LNZLR1WR9SYRVFCH09 | 10/25/2022 | 10/25/2023 | 682 | 2,631,532 | 3859.11 | 116,051 | | | 4,835 | | 152,948 | | | (87,039) | | | | | |

STATEMENT AS OF SEPTEMBER 30, 2023 OF THE EAGLE LIFE INSURANCE COMPANY

SCHEDULE DB - PART A - SECTION 1

Showing all Options, Caps, Floors, Collars, Swaps and Forwards Open as of Current Statement Date

| 1 | 2 | 3 | 4 | 5 | 6 | 7 | 8 | 9 | 10 | 11 | 12 | 13 | 14 | 15 | 16 | 17 | 18 | 19 | 20 | 21 | 22 | 23 | |
|--|---|------------------------------|------------------------|---|------------|--------------------------------|---------------------|-----------------|---|--|--|---------------------|-------------------------------|------|------------|---|--|--|---|--------------------|------------------------------------|---|--|
| Description | Description of Item(s) Hedged, Used for Income Generation or Replicated | Schedule/ Exhibit Identifier | Type(s) of Risk(s) (a) | Exchange, Counterparty or Central Clearinghouse | Trade Date | Date of Maturity or Expiration | Number of Contracts | Notional Amount | Strike Price, Rate or Index Received (Paid) | Cumulative Prior Year(s) Initial Cost of Un-discounted Premium (Received) Paid | Current Year Initial Cost of Un-discounted Premium (Received) Paid | Current Year Income | Book/ Adjusted Carrying Value | Code | Fair Value | Unrealized Valuation Increase/ (Decrease) | Total Foreign Exchange Change in B./A.C.V. | Current Year's (Amortization)/ Accretion | Adjustment to Carrying Value of Hedged Item | Potential Exposure | Credit Quality of Reference Entity | Hedge Effectiveness at Inception and at Quarter-end (b) | |
| SPXDSUN Index Option PTPT | | N/A | Equity/Index | AEL 85LNZLR1WR9SYRVFCH09 | 10/25/2022 | 10/25/2023 | 31 | 95,064 | 3070.68 | 4,021 | | | 168 | | 2,018 | | | (3,016) | | | | | |
| S&P 500 Dividend Aristocrats Daily Risk Control 5% Index | | N/A | Equity/Index | AEL 85LNZLR1WR9SYRVFCH09 | 10/25/2022 | 10/25/2023 | 821 | 1,458,613 | 1775.83 | 31,506 | | | 1,313 | | 1,714 | | | (23,630) | | | | | |
| Invesco Dynamic Growth Index | | N/A | Equity/Index | AEL 85LNZLR1WR9SYRVFCH09 | 10/25/2022 | 10/25/2023 | 248 | 633,355 | 2558.242 | 13,934 | | | 581 | | 104 | | | (10,450) | | | | | |
| Franklin Global Trends Index | | N/A | Equity/Index | AEL 85LNZLR1WR9SYRVFCH09 | 10/26/2022 | 10/26/2023 | 615 | 145,996 | 237.36 | 3,431 | | | 143 | | 112 | | | (2,573) | | | | | |
| Invesco Dynamic Growth Index | | N/A | Equity/Index | AEL 85LNZLR1WR9SYRVFCH09 | 10/26/2022 | 10/26/2023 | 75 | 190,945 | 2561.239 | 4,201 | | | 175 | | 28 | | | (3,151) | | | | | |
| S&P 500 Index Option PTPT | | N/A | Equity/Index | AEL 85LNZLR1WR9SYRVFCH09 | 10/26/2022 | 10/26/2023 | 1,622 | 6,213,679 | 3830.6 | 245,933 | | | 10,247 | | 373,654 | | | (184,450) | | | | | |
| S&P 500 Indx Opt MOPTPT | | N/A | Equity/Index | AEL 85LNZLR1WR9SYRVFCH09 | 10/26/2022 | 10/26/2023 | 2 | 9,431 | 3830.6 | 220 | | | 9 | | 33 | | | (165) | | | | | |
| S&P Digital | | N/A | Equity/Index | AEL 85LNZLR1WR9SYRVFCH09 | 10/26/2022 | 10/26/2023 | | 1,258 | 3830.6 | 12 | | | | | 18 | | | (9) | | | | | |
| SPXDSUN Index Option PTPT | | N/A | Equity/Index | AEL 85LNZLR1WR9SYRVFCH09 | 10/26/2022 | 10/26/2023 | 148 | 454,389 | 3074.36 | 17,362 | | | 723 | | 7,139 | | | (13,022) | | | | | |
| S&P 500 Dividend Aristocrats Daily Risk Control 5% Index | | N/A | Equity/Index | AEL 85LNZLR1WR9SYRVFCH09 | 10/26/2022 | 10/26/2023 | 451 | 802,001 | 1777.81 | 17,243 | | | 718 | | 858 | | | (12,932) | | | | | |
| S&P 500 Index Option PTPT | | N/A | Equity/Index | AEL 85LNZLR1WR9SYRVFCH09 | 10/27/2022 | 10/27/2023 | 797 | 3,033,489 | 3807.3 | 112,668 | | | 4,694 | | 167,518 | | | (84,501) | | | | | |
| SPXDSUN Index Option PTPT | | N/A | Equity/Index | AEL 85LNZLR1WR9SYRVFCH09 | 10/27/2022 | 10/27/2023 | 3 | 10,727 | 3075.89 | 429 | | | 18 | | 192 | | | (322) | | | | | |
| S&P 500 Dividend Aristocrats Daily Risk Control 5% Index | | N/A | Equity/Index | AEL 85LNZLR1WR9SYRVFCH09 | 10/27/2022 | 10/27/2023 | 280 | 497,147 | 1778.54 | 10,738 | | | 447 | | 532 | | | (8,054) | | | | | |
| Invesco Dynamic Growth Index | | N/A | Equity/Index | AEL 85LNZLR1WR9SYRVFCH09 | 10/28/2022 | 10/27/2023 | 108 | 278,625 | 2568.383 | 6,130 | | | 255 | | 27 | | | (4,597) | | | | | |
| S&P 500 Index Option PTPT | | N/A | Equity/Index | AEL 85LNZLR1WR9SYRVFCH09 | 10/28/2022 | 10/27/2023 | 1,387 | 5,410,417 | 3901.06 | 132,096 | | | 5,504 | | 176,010 | | | (99,072) | | | | | |
| S&P 500 Dividend Aristocrats Daily Risk Control 5% Index | | N/A | Equity/Index | AEL 85LNZLR1WR9SYRVFCH09 | 10/28/2022 | 10/27/2023 | 1,149 | 2,052,986 | 1786.64 | 44,344 | | | 1,848 | | 1,152 | | | (33,258) | | | | | |
| S&P 500 Index Option PTPT | | N/A | Equity/Index | AEL 85LNZLR1WR9SYRVFCH09 | 10/28/2022 | 10/30/2023 | 639 | 2,492,941 | 3901.06 | 113,601 | | | 4,733 | | 140,877 | | | (85,201) | | | | | |
| S&P Digital | | N/A | Equity/Index | AEL 85LNZLR1WR9SYRVFCH09 | 10/28/2022 | 10/30/2023 | 1 | 4,607 | 3901.06 | 43 | | | 2 | | 67 | | | (32) | | | | | |
| SPXDSUN Index Option PTPT | | N/A | Equity/Index | AEL 85LNZLR1WR9SYRVFCH09 | 10/28/2022 | 10/30/2023 | 63 | 196,207 | 3090.18 | 7,671 | | | 320 | | 2,642 | | | (5,753) | | | | | |
| S&P 500 Dividend Aristocrats Daily Risk Control 5% Index | | N/A | Equity/Index | AEL 85LNZLR1WR9SYRVFCH09 | 10/28/2022 | 10/30/2023 | 277 | 495,739 | 1786.64 | 10,708 | | | 446 | | 340 | | | (8,031) | | | | | |
| Invesco Dynamic Growth Index | | N/A | Equity/Index | AEL 85LNZLR1WR9SYRVFCH09 | 10/31/2022 | 10/31/2023 | 172 | 441,924 | 2562.452 | 9,722 | | | 405 | | 97 | | | (7,292) | | | | | |
| S&P 500 Index Option PTPT | | N/A | Equity/Index | AEL 85LNZLR1WR9SYRVFCH09 | 10/31/2022 | 10/31/2023 | 433 | 1,676,224 | 3871.98 | 113,516 | | | 4,730 | | 125,938 | | | (85,137) | | | | | |
| SPXDSUN Index Option PTPT | | N/A | Equity/Index | AEL 85LNZLR1WR9SYRVFCH09 | 10/31/2022 | 10/31/2023 | 27 | 84,182 | 3088.07 | 3,443 | | | 143 | | 1,294 | | | (2,582) | | | | | |

E06.21

STATEMENT AS OF SEPTEMBER 30, 2023 OF THE EAGLE LIFE INSURANCE COMPANY

SCHEDULE DB - PART A - SECTION 1

Showing all Options, Caps, Floors, Collars, Swaps and Forwards Open as of Current Statement Date

| 1 | 2 | 3 | 4 | 5 | 6 | 7 | 8 | 9 | 10 | 11 | 12 | 13 | 14 | 15 | 16 | 17 | 18 | 19 | 20 | 21 | 22 | 23 | |
|--|---|------------------------------|------------------------|---|------------|--------------------------------|---------------------|-----------------|---|--|--|---------------------|-------------------------------|------|------------|---|--|--|---|--------------------|------------------------------------|---|--|
| Description | Description of Item(s) Hedged, Used for Income Generation or Replicated | Schedule/ Exhibit Identifier | Type(s) of Risk(s) (a) | Exchange, Counterparty or Central Clearinghouse | Trade Date | Date of Maturity or Expiration | Number of Contracts | Notional Amount | Strike Price, Rate or Index Received (Paid) | Cumulative Prior Year(s) Initial Cost of Un-discounted Premium (Received) Paid | Current Year Initial Cost of Un-discounted Premium (Received) Paid | Current Year Income | Book/ Adjusted Carrying Value | Code | Fair Value | Unrealized Valuation Increase/ (Decrease) | Total Foreign Exchange Change in B./A.C.V. | Current Year's (Amortization)/ Accretion | Adjustment to Carrying Value of Hedged Item | Potential Exposure | Credit Quality of Reference Entity | Hedge Effectiveness at Inception and at Quarter-end (b) | |
| S&P 500 Dividend Aristocrats Daily Risk Control 5% Index | | N/A | Equity/Index | AEL 85LNZLR1WR9SYRVFCH09 | 10/31/2022 | 10/31/2023 | 298 | 531,778 | 1784.95 | 11,486 | | | 479 | | 440 | | | (8,615) | | | | | |
| S&P 500 Dividend Aristocrats Daily Risk Control 5% Index | | N/A | Equity/Index | AEL 85LNZLR1WR9SYRVFCH09 | 10/03/2022 | 10/03/2024 | 68 | 118,698 | 1757.92 | 3,727 | | | 1,941 | | 2,347 | | | (1,398) | | | | | |
| Invesco Dynamic Growth Index | | N/A | Equity/Index | AEL 85LNZLR1WR9SYRVFCH09 | 10/03/2022 | 10/03/2024 | 136 | 348,075 | 2557.818 | 10,721 | | | 5,584 | | 3,244 | | | (4,020) | | | | | |
| Invesco Dynamic Growth Index | | N/A | Equity/Index | AEL 85LNZLR1WR9SYRVFCH09 | 10/04/2022 | 10/04/2024 | 67 | 172,375 | 2569.448 | 5,309 | | | 2,765 | | 1,400 | | | (1,991) | | | | | |
| Franklin Global Trends Index | | N/A | Equity/Index | AEL 85LNZLR1WR9SYRVFCH09 | 10/05/2022 | 10/04/2024 | 678 | 161,975 | 239.07 | 5,345 | | | 2,784 | | 1,739 | | | (2,004) | | | | | |
| Invesco Dynamic Growth Index | | N/A | Equity/Index | AEL 85LNZLR1WR9SYRVFCH09 | 10/05/2022 | 10/04/2024 | 504 | 1,292,758 | 2563.361 | 39,688 | | | 20,671 | | 11,305 | | | (14,883) | | | | | |
| S&P 500 Index Option PTP | | N/A | Equity/Index | AEL 85LNZLR1WR9SYRVFCH09 | 10/05/2022 | 10/04/2024 | 33 | 124,787 | 3783.28 | 7,921 | | | 4,125 | | 10,544 | | | (2,970) | | | | | |
| S&P 500 Dividend Aristocrats Daily Risk Control 5% Index | | N/A | Equity/Index | AEL 85LNZLR1WR9SYRVFCH09 | 10/05/2022 | 10/04/2024 | 173 | 305,356 | 1766.74 | 9,497 | | | 4,946 | | 5,342 | | | (3,561) | | | | | |
| S&P 500 Dividend Aristocrats Daily Risk Control 5% Index | | N/A | Equity/Index | AEL 85LNZLR1WR9SYRVFCH09 | 10/06/2022 | 10/04/2024 | 119 | 210,490 | 1761.89 | 6,483 | | | 3,377 | | 3,944 | | | (2,431) | | | | | |
| Invesco Dynamic Growth Index | | N/A | Equity/Index | AEL 85LNZLR1WR9SYRVFCH09 | 10/06/2022 | 10/04/2024 | 154 | 393,103 | 2557.103 | 12,068 | | | 6,286 | | 3,704 | | | (4,526) | | | | | |
| Invesco Dynamic Growth Index | | N/A | Equity/Index | AEL 85LNZLR1WR9SYRVFCH09 | 10/07/2022 | 10/07/2024 | 56 | 143,832 | 2548.4 | 4,416 | | | 2,300 | | 1,511 | | | (1,656) | | | | | |
| S&P 500 Dividend Aristocrats Daily Risk Control 5% Index | | N/A | Equity/Index | AEL 85LNZLR1WR9SYRVFCH09 | 10/07/2022 | 10/07/2024 | 46 | 80,673 | 1754.09 | 2,501 | | | 1,303 | | 1,690 | | | (938) | | | | | |
| S&P 500 Dividend Aristocrats Daily Risk Control 5% Index | | N/A | Equity/Index | AEL 85LNZLR1WR9SYRVFCH09 | 10/10/2022 | 10/10/2024 | 344 | 603,757 | 1754.35 | 18,475 | | | 9,622 | | 12,658 | | | (6,928) | | | | | |
| Invesco Dynamic Growth Index | | N/A | Equity/Index | AEL 85LNZLR1WR9SYRVFCH09 | 10/10/2022 | 10/10/2024 | 349 | 888,765 | 2543.441 | 27,196 | | | 14,165 | | 9,945 | | | (10,199) | | | | | |
| S&P 500 Dividend Aristocrats Daily Risk Control 5% Index | | N/A | Equity/Index | AEL 85LNZLR1WR9SYRVFCH09 | 10/11/2022 | 10/11/2024 | 235 | 413,054 | 1755.52 | 12,763 | | | 6,648 | | 8,536 | | | (4,786) | | | | | |
| Invesco Dynamic Growth Index | | N/A | Equity/Index | AEL 85LNZLR1WR9SYRVFCH09 | 10/11/2022 | 10/11/2024 | 9 | 22,472 | 2543.626 | 690 | | | 359 | | 251 | | | (259) | | | | | |
| S&P 500 Index Option PTP | | N/A | Equity/Index | AEL 85LNZLR1WR9SYRVFCH09 | 10/12/2022 | 10/11/2024 | 11 | 37,793 | 3577.03 | 6,338 | | | 3,301 | | 9,812 | | | (2,377) | | | | | |
| S&P 500 Dividend Aristocrats Daily Risk Control 5% Index | | N/A | Equity/Index | AEL 85LNZLR1WR9SYRVFCH09 | 10/12/2022 | 10/11/2024 | 183 | 320,100 | 1751.99 | 9,923 | | | 5,168 | | 6,936 | | | (3,721) | | | | | |
| Franklin Global Trends Index | | N/A | Equity/Index | AEL 85LNZLR1WR9SYRVFCH09 | 10/12/2022 | 10/11/2024 | 647 | 154,049 | 238.06 | 5,068 | | | 2,640 | | 1,901 | | | (1,901) | | | | | |

E06.22

STATEMENT AS OF SEPTEMBER 30, 2023 OF THE EAGLE LIFE INSURANCE COMPANY

SCHEDULE DB - PART A - SECTION 1

Showing all Options, Caps, Floors, Collars, Swaps and Forwards Open as of Current Statement Date

| 1 | 2 | 3 | 4 | 5 | 6 | 7 | 8 | 9 | 10 | 11 | 12 | 13 | 14 | 15 | 16 | 17 | 18 | 19 | 20 | 21 | 22 | 23 | |
|--|---|------------------------------|------------------------|---|------------|--------------------------------|---------------------|-----------------|---|--|--|---------------------|-------------------------------|------|------------|---|--|--|---|--------------------|------------------------------------|---|--|
| Description | Description of Item(s) Hedged, Used for Income Generation or Replicated | Schedule/ Exhibit Identifier | Type(s) of Risk(s) (a) | Exchange, Counterparty or Central Clearinghouse | Trade Date | Date of Maturity or Expiration | Number of Contracts | Notional Amount | Strike Price, Rate or Index Received (Paid) | Cumulative Prior Year(s) Initial Cost of Un-discounted Premium (Received) Paid | Current Year Initial Cost of Un-discounted Premium (Received) Paid | Current Year Income | Book/ Adjusted Carrying Value | Code | Fair Value | Unrealized Valuation Increase/ (Decrease) | Total Foreign Exchange Change in B./A.C.V. | Current Year's (Amortization)/ Accretion | Adjustment to Carrying Value of Hedged Item | Potential Exposure | Credit Quality of Reference Entity | Hedge Effectiveness at Inception and at Quarter-end (b) | |
| Invesco Dynamic Growth Index | | N/A | Equity/Index | AEL 85LNZLR1WR9SYRVFCH09 | 10/12/2022 | 10/11/2024 | 703 | 1,788,527 | 2544.096 | 54,729 | | | 28,505 | | 19,907 | | | (20,523) | | | | | |
| S&P 500 Dividend Aristocrats Daily Risk Control 5% Index | | N/A | Equity/Index | AEL 85LNZLR1WR9SYRVFCH09 | 10/13/2022 | 10/11/2024 | 13 | 23,719 | 1761.19 | 709 | | | 369 | | 454 | | | (266) | | | | | |
| Invesco Dynamic Growth Index | | N/A | Equity/Index | AEL 85LNZLR1WR9SYRVFCH09 | 10/13/2022 | 10/11/2024 | 26 | 67,077 | 2547.935 | 2,046 | | | 1,066 | | 715 | | | (767) | | | | | |
| Invesco Dynamic Growth Index | | N/A | Equity/Index | AEL 85LNZLR1WR9SYRVFCH09 | 10/17/2022 | 10/17/2024 | 44 | 112,455 | 2545.773 | 3,441 | | | 1,792 | | 1,244 | | | (1,290) | | | | | |
| S&P 500 Dividend Aristocrats Daily Risk Control 5% Index | | N/A | Equity/Index | AEL 85LNZLR1WR9SYRVFCH09 | 10/17/2022 | 10/17/2024 | 41 | 71,919 | 1761.04 | 2,186 | | | 1,139 | | 1,391 | | | (820) | | | | | |
| Franklin Global Trends Index | | N/A | Equity/Index | AEL 85LNZLR1WR9SYRVFCH09 | 10/19/2022 | 10/18/2024 | 491 | 115,949 | 236.25 | 3,803 | | | 1,981 | | 1,790 | | | (1,426) | | | | | |
| Invesco Dynamic Growth Index | | N/A | Equity/Index | AEL 85LNZLR1WR9SYRVFCH09 | 10/19/2022 | 10/18/2024 | 133 | 337,747 | 2541.712 | 10,301 | | | 5,365 | | 3,918 | | | (3,863) | | | | | |
| S&P 500 Index Option PPT | | N/A | Equity/Index | AEL 85LNZLR1WR9SYRVFCH09 | 10/19/2022 | 10/18/2024 | 5 | 20,299 | 3695.16 | 3,420 | | | 1,781 | | 4,578 | | | (1,283) | | | | | |
| S&P 500 Dividend Aristocrats Daily Risk Control 5% Index | | N/A | Equity/Index | AEL 85LNZLR1WR9SYRVFCH09 | 10/19/2022 | 10/18/2024 | 15 | 25,711 | 1763.21 | 789 | | | 411 | | 483 | | | (296) | | | | | |
| Invesco Dynamic Growth Index | | N/A | Equity/Index | AEL 85LNZLR1WR9SYRVFCH09 | 10/20/2022 | 10/18/2024 | 59 | 149,940 | 2534.564 | 4,558 | | | 2,374 | | 1,881 | | | (1,709) | | | | | |
| Invesco Dynamic Growth Index | | N/A | Equity/Index | AEL 85LNZLR1WR9SYRVFCH09 | 10/18/2022 | 10/18/2024 | 48 | 123,117 | 2550.373 | 3,767 | | | 1,962 | | 1,296 | | | (1,413) | | | | | |
| S&P 500 Dividend Aristocrats Daily Risk Control 5% Index | | N/A | Equity/Index | AEL 85LNZLR1WR9SYRVFCH09 | 10/20/2022 | 10/18/2024 | 84 | 147,888 | 1758.26 | 4,496 | | | 2,342 | | 2,974 | | | (1,686) | | | | | |
| Franklin Global Trends Index | | N/A | Equity/Index | AEL 85LNZLR1WR9SYRVFCH09 | 10/21/2022 | 10/21/2024 | 613 | 144,500 | 235.68 | 4,740 | | | 2,469 | | 2,388 | | | (1,777) | | | | | |
| Invesco Dynamic Growth Index | | N/A | Equity/Index | AEL 85LNZLR1WR9SYRVFCH09 | 10/21/2022 | 10/21/2024 | 263 | 669,007 | 2545.113 | 20,405 | | | 10,627 | | 7,518 | | | (7,652) | | | | | |
| S&P 500 Dividend Aristocrats Daily Risk Control 5% Index | | N/A | Equity/Index | AEL 85LNZLR1WR9SYRVFCH09 | 10/21/2022 | 10/21/2024 | 49 | 87,300 | 1766.38 | 2,654 | | | 1,382 | | 1,577 | | | (995) | | | | | |
| Invesco Dynamic Growth Index | | N/A | Equity/Index | AEL 85LNZLR1WR9SYRVFCH09 | 10/24/2022 | 10/24/2024 | 301 | 767,898 | 2549.046 | 23,421 | | | 12,198 | | 8,309 | | | (8,783) | | | | | |
| S&P 500 Dividend Aristocrats Daily Risk Control 5% Index | | N/A | Equity/Index | AEL 85LNZLR1WR9SYRVFCH09 | 10/25/2022 | 10/25/2024 | 253 | 450,012 | 1775.83 | 13,770 | | | 7,172 | | 7,159 | | | (5,164) | | | | | |
| Invesco Dynamic Growth Index | | N/A | Equity/Index | AEL 85LNZLR1WR9SYRVFCH09 | 10/25/2022 | 10/25/2024 | 691 | 1,768,849 | 2558.242 | 54,127 | | | 28,191 | | 17,283 | | | (20,298) | | | | | |
| Invesco Dynamic Growth Index | | N/A | Equity/Index | AEL 85LNZLR1WR9SYRVFCH09 | 10/26/2022 | 10/25/2024 | 352 | 902,158 | 2561.239 | 27,606 | | | 14,378 | | 8,516 | | | (10,352) | | | | | |
| S&P 500 Index Option PPT | | N/A | Equity/Index | AEL 85LNZLR1WR9SYRVFCH09 | 10/26/2022 | 10/25/2024 | 9 | 33,449 | 3830.6 | 2,028 | | | 1,057 | | 2,663 | | | (761) | | | | | |
| S&P 500 Dividend Aristocrats Daily Risk Control 5% Index | | N/A | Equity/Index | AEL 85LNZLR1WR9SYRVFCH09 | 10/26/2022 | 10/25/2024 | 287 | 510,997 | 1777.81 | 15,637 | | | 8,144 | | 7,900 | | | (5,864) | | | | | |

E06.23

STATEMENT AS OF SEPTEMBER 30, 2023 OF THE EAGLE LIFE INSURANCE COMPANY

SCHEDULE DB - PART A - SECTION 1

Showing all Options, Caps, Floors, Collars, Swaps and Forwards Open as of Current Statement Date

| 1 | 2 | 3 | 4 | 5 | 6 | 7 | 8 | 9 | 10 | 11 | 12 | 13 | 14 | 15 | 16 | 17 | 18 | 19 | 20 | 21 | 22 | 23 | |
|--|---|------------------------------|------------------------|---|------------|--------------------------------|---------------------|-----------------|---|--|--|---------------------|-------------------------------|------|------------|---|--|--|---|--------------------|------------------------------------|---|--|
| Description | Description of Item(s) Hedged, Used for Income Generation or Replicated | Schedule/ Exhibit Identifier | Type(s) of Risk(s) (a) | Exchange, Counterparty or Central Clearinghouse | Trade Date | Date of Maturity or Expiration | Number of Contracts | Notional Amount | Strike Price, Rate or Index Received (Paid) | Cumulative Prior Year(s) Initial Cost of Un-discounted Premium (Received) Paid | Current Year Initial Cost of Un-discounted Premium (Received) Paid | Current Year Income | Book/ Adjusted Carrying Value | Code | Fair Value | Unrealized Valuation Increase/ (Decrease) | Total Foreign Exchange Change in B./A.C.V. | Current Year's (Amortization)/ Accretion | Adjustment to Carrying Value of Hedged Item | Potential Exposure | Credit Quality of Reference Entity | Hedge Effectiveness at Inception and at Quarter-end (b) | |
| Invesco Dynamic Growth Index | | N/A | Equity/Index | AEL 85LNZLR1WR9SYRVFCH09 | 10/27/2022 | 10/25/2024 | 171 | 439,040 | 2564.74 | 13,435 | | | 6,997 | | 3,979 | | | (5,038) | | | | | |
| S&P 500 Dividend Aristocrats Daily Risk Control 5% Index | | N/A | Equity/Index | AEL 85LNZLR1WR9SYRVFCH09 | 10/27/2022 | 10/25/2024 | 109 | 193,515 | 1778.54 | 5,864 | | | 3,054 | | 2,960 | | | (2,199) | | | | | |
| Invesco Dynamic Growth Index | | N/A | Equity/Index | AEL 85LNZLR1WR9SYRVFCH09 | 10/28/2022 | 10/28/2024 | 162 | 416,526 | 2568.383 | 12,746 | | | 6,638 | | 3,644 | | | (4,780) | | | | | |
| Invesco Dynamic Growth Index | | N/A | Equity/Index | AEL 85LNZLR1WR9SYRVFCH09 | 10/31/2022 | 10/31/2024 | 272 | 697,608 | 2562.452 | 21,277 | | | 11,082 | | 6,585 | | | (7,979) | | | | | |
| S&P 500 Dividend Aristocrats Daily Risk Control 5% Index | | N/A | Equity/Index | AEL 85LNZLR1WR9SYRVFCH09 | 10/31/2022 | 10/31/2024 | 169 | 301,431 | 1784.95 | 9,073 | | | 4,726 | | 4,244 | | | (3,402) | | | | | |
| S&P 500 Index Option PTPT | | N/A | Equity/Index | AEL 85LNZLR1WR9SYRVFCH09 | 11/01/2022 | 11/01/2023 | 1,034 | 3,987,377 | 3856.1 | 169,899 | | | 21,237 | | 239,762 | | | (127,424) | | | | | |
| SPXDSUN Index Option PTPT | | N/A | Equity/Index | AEL 85LNZLR1WR9SYRVFCH09 | 11/01/2022 | 11/01/2023 | 11 | 33,735 | 3086.8 | 1,425 | | | 178 | | 582 | | | (1,069) | | | | | |
| S&P 500 Dividend Aristocrats Daily Risk Control 5% Index | | N/A | Equity/Index | AEL 85LNZLR1WR9SYRVFCH09 | 11/01/2022 | 11/01/2023 | 503 | 898,210 | 1784.06 | 19,222 | | | 2,403 | | 838 | | | (14,416) | | | | | |
| S&P 500 Index Option PTPT | | N/A | Equity/Index | AEL 85LNZLR1WR9SYRVFCH09 | 11/02/2022 | 11/02/2023 | 1,362 | 5,118,886 | 3759.69 | 214,014 | | | 26,752 | | 346,086 | | | (160,510) | | | | | |
| SPXDSUN Index Option PTPT | | N/A | Equity/Index | AEL 85LNZLR1WR9SYRVFCH09 | 11/02/2022 | 11/02/2023 | 35 | 108,261 | 3073.25 | 4,269 | | | 534 | | 1,945 | | | (3,202) | | | | | |
| S&P 500 Dividend Aristocrats Daily Risk Control 5% Index | | N/A | Equity/Index | AEL 85LNZLR1WR9SYRVFCH09 | 11/02/2022 | 11/02/2023 | 883 | 1,568,978 | 1776.06 | 33,733 | | | 4,217 | | 2,637 | | | (25,300) | | | | | |
| Franklin Global Trends Index | | N/A | Equity/Index | AEL 85LNZLR1WR9SYRVFCH09 | 11/02/2022 | 11/02/2023 | 1,094 | 259,110 | 236.78 | 6,063 | | | 758 | | 394 | | | (4,547) | | | | | |
| Invesco Dynamic Growth Index | | N/A | Equity/Index | AEL 85LNZLR1WR9SYRVFCH09 | 11/02/2022 | 11/02/2023 | 278 | 710,357 | 2555.989 | 15,628 | | | 1,953 | | 269 | | | (11,721) | | | | | |
| Invesco Dynamic Growth Index | | N/A | Equity/Index | AEL 85LNZLR1WR9SYRVFCH09 | 11/03/2022 | 11/03/2023 | 74 | 189,662 | 2548.262 | 4,173 | | | 522 | | 117 | | | (3,129) | | | | | |
| S&P 500 Index Option PTPT | | N/A | Equity/Index | AEL 85LNZLR1WR9SYRVFCH09 | 11/03/2022 | 11/03/2023 | 1,067 | 3,970,230 | 3719.89 | 128,523 | | | 16,065 | | 213,114 | | | (96,392) | | | | | |
| SPXDSUN Index Option PTPT | | N/A | Equity/Index | AEL 85LNZLR1WR9SYRVFCH09 | 11/03/2022 | 11/03/2023 | 67 | 207,124 | 3072.35 | 8,679 | | | 1,085 | | 4,193 | | | (6,509) | | | | | |
| S&P 500 Dividend Aristocrats Daily Risk Control 5% Index | | N/A | Equity/Index | AEL 85LNZLR1WR9SYRVFCH09 | 11/03/2022 | 11/03/2023 | 119 | 211,939 | 1775.39 | 4,557 | | | 570 | | 386 | | | (3,418) | | | | | |
| S&P 500 Index Option PTPT | | N/A | Equity/Index | AEL 85LNZLR1WR9SYRVFCH09 | 11/04/2022 | 11/03/2023 | 1,962 | 7,397,760 | 3770.55 | 139,913 | | | 17,489 | | 226,365 | | | (104,935) | | | | | |
| SPXDSUN Index Option PTPT | | N/A | Equity/Index | AEL 85LNZLR1WR9SYRVFCH09 | 11/04/2022 | 11/03/2023 | 36 | 112,203 | 3083.97 | 4,831 | | | 604 | | 2,105 | | | (3,623) | | | | | |
| S&P 500 Dividend Aristocrats Daily Risk Control 5% Index | | N/A | Equity/Index | AEL 85LNZLR1WR9SYRVFCH09 | 11/04/2022 | 11/03/2023 | 637 | 1,135,087 | 1781.91 | 24,518 | | | 3,065 | | 1,355 | | | (18,388) | | | | | |
| S&P 500 Index Option PTPT | | N/A | Equity/Index | AEL 85LNZLR1WR9SYRVFCH09 | 11/04/2022 | 11/06/2023 | 604 | 2,276,443 | 3770.55 | 137,487 | | | 17,186 | | 187,040 | | | (103,115) | | | | | |

E06.24

STATEMENT AS OF SEPTEMBER 30, 2023 OF THE EAGLE LIFE INSURANCE COMPANY

SCHEDULE DB - PART A - SECTION 1

Showing all Options, Caps, Floors, Collars, Swaps and Forwards Open as of Current Statement Date

| 1 | 2 | 3 | 4 | 5 | 6 | 7 | 8 | 9 | 10 | 11 | 12 | 13 | 14 | 15 | 16 | 17 | 18 | 19 | 20 | 21 | 22 | 23 | |
|--|---|------------------------------|------------------------|---|------------|--------------------------------|---------------------|-----------------|---|--|--|---------------------|-------------------------------|------|------------|---|--|--|---|--------------------|------------------------------------|---|--|
| Description | Description of Item(s) Hedged, Used for Income Generation or Replicated | Schedule/ Exhibit Identifier | Type(s) of Risk(s) (a) | Exchange, Counterparty or Central Clearinghouse | Trade Date | Date of Maturity or Expiration | Number of Contracts | Notional Amount | Strike Price, Rate or Index Received (Paid) | Cumulative Prior Year(s) Initial Cost of Un-discounted Premium (Received) Paid | Current Year Initial Cost of Un-discounted Premium (Received) Paid | Current Year Income | Book/ Adjusted Carrying Value | Code | Fair Value | Unrealized Valuation Increase/ (Decrease) | Total Foreign Exchange Change in B./A.C.V. | Current Year's (Amortization)/ Accretion | Adjustment to Carrying Value of Hedged Item | Potential Exposure | Credit Quality of Reference Entity | Hedge Effectiveness at Inception and at Quarter-end (b) | |
| SPXDSUN Index Option PTPT | | N/A | Equity/Index | AEL 85LNZLR1WR9SYRVFCH09 | 11/04/2022 | 11/06/2023 | 27 | 83,283 | 3083.97 | 3,678 | | | 460 | | 1,687 | | | (2,758) | | | | | |
| S&P 500 Dividend Aristocrats Daily Risk Control 5% Index | | N/A | Equity/Index | AEL 85LNZLR1WR9SYRVFCH09 | 11/04/2022 | 11/06/2023 | 170 | 302,492 | 1781.91 | 6,534 | | | 817 | | 410 | | | (4,900) | | | | | |
| S&P 500 Index Option PTPT | | N/A | Equity/Index | AEL 85LNZLR1WR9SYRVFCH09 | 11/07/2022 | 11/07/2023 | 551 | 2,097,250 | 3806.8 | 111,652 | | | 13,957 | | 156,165 | | | (83,739) | | | | | |
| SPXDSUN Index Option PTPT | | N/A | Equity/Index | AEL 85LNZLR1WR9SYRVFCH09 | 11/07/2022 | 11/07/2023 | 9 | 27,514 | 3091.35 | 1,202 | | | 150 | | 490 | | | (902) | | | | | |
| S&P 500 Dividend Aristocrats Daily Risk Control 5% Index | | N/A | Equity/Index | AEL 85LNZLR1WR9SYRVFCH09 | 11/07/2022 | 11/07/2023 | 124 | 222,297 | 1785.59 | 4,757 | | | 595 | | 248 | | | (3,568) | | | | | |
| Invesco Dynamic Growth Index | | N/A | Equity/Index | AEL 85LNZLR1WR9SYRVFCH09 | 11/07/2022 | 11/07/2023 | 182 | 464,851 | 2550.51 | 10,227 | | | 1,278 | | 316 | | | (7,670) | | | | | |
| S&P 500 Index Option PTPT | | N/A | Equity/Index | AEL 85LNZLR1WR9SYRVFCH09 | 11/08/2022 | 11/08/2023 | 747 | 2,859,022 | 3828.11 | 138,207 | | | 17,276 | | 190,516 | | | (103,656) | | | | | |
| SPXDSUN Index Option PTPT | | N/A | Equity/Index | AEL 85LNZLR1WR9SYRVFCH09 | 11/08/2022 | 11/08/2023 | 7 | 22,654 | 3095.4 | 988 | | | 123 | | 384 | | | (741) | | | | | |
| S&P 500 Dividend Aristocrats Daily Risk Control 5% Index | | N/A | Equity/Index | AEL 85LNZLR1WR9SYRVFCH09 | 11/08/2022 | 11/08/2023 | 1,547 | 2,766,352 | 1787.74 | 59,477 | | | 7,435 | | 2,794 | | | (44,607) | | | | | |
| Franklin Global Trends Index | | N/A | Equity/Index | AEL 85LNZLR1WR9SYRVFCH09 | 11/08/2022 | 11/08/2023 | 143 | 33,750 | 236.33 | 790 | | | 99 | | 77 | | | (592) | | | | | |
| S&P 500 Index Option PTPT | | N/A | Equity/Index | AEL 85LNZLR1WR9SYRVFCH09 | 11/09/2022 | 11/09/2023 | 1,161 | 4,351,449 | 3748.57 | 179,585 | | | 22,448 | | 293,520 | | | (134,688) | | | | | |
| SPXDSUN Index Option PTPT | | N/A | Equity/Index | AEL 85LNZLR1WR9SYRVFCH09 | 11/09/2022 | 11/09/2023 | 85 | 263,416 | 3085.72 | 10,578 | | | 1,322 | | 4,254 | | | (7,933) | | | | | |
| S&P 500 Dividend Aristocrats Daily Risk Control 5% Index | | N/A | Equity/Index | AEL 85LNZLR1WR9SYRVFCH09 | 11/09/2022 | 11/09/2023 | 501 | 892,075 | 1781.95 | 19,269 | | | 2,409 | | 1,349 | | | (14,452) | | | | | |
| Invesco Dynamic Growth Index | | N/A | Equity/Index | AEL 85LNZLR1WR9SYRVFCH09 | 11/09/2022 | 11/09/2023 | 180 | 460,826 | 2553.648 | 10,138 | | | 1,267 | | 296 | | | (7,604) | | | | | |
| S&P 500 Index Option PTPT | | N/A | Equity/Index | AEL 85LNZLR1WR9SYRVFCH09 | 11/10/2022 | 11/10/2023 | 809 | 3,200,718 | 3956.37 | 99,697 | | | 12,462 | | 137,190 | | | (74,773) | | | | | |
| SPXDSUN Index Option PTPT | | N/A | Equity/Index | AEL 85LNZLR1WR9SYRVFCH09 | 11/10/2022 | 11/10/2023 | 41 | 128,959 | 3118.7 | 5,300 | | | 663 | | 1,337 | | | (3,975) | | | | | |
| S&P 500 Dividend Aristocrats Daily Risk Control 5% Index | | N/A | Equity/Index | AEL 85LNZLR1WR9SYRVFCH09 | 11/10/2022 | 11/10/2023 | 653 | 1,175,455 | 1800.8 | 24,802 | | | 3,100 | | 532 | | | (18,602) | | | | | |
| S&P 500 Index Option PTPT | | N/A | Equity/Index | AEL 85LNZLR1WR9SYRVFCH09 | 11/11/2022 | 11/10/2023 | 963 | 3,845,603 | 3992.93 | 146,700 | | | 18,338 | | 170,198 | | | (110,025) | | | | | |
| S&P Digital | | N/A | Equity/Index | AEL 85LNZLR1WR9SYRVFCH09 | 11/11/2022 | 11/10/2023 | 6 | 24,060 | 3992.93 | 226 | | | 28 | | 328 | | | (170) | | | | | |
| SPXDSUN Index Option PTPT | | N/A | Equity/Index | AEL 85LNZLR1WR9SYRVFCH09 | 11/11/2022 | 11/10/2023 | 9 | 29,396 | 3124.94 | 1,243 | | | 155 | | 312 | | | (933) | | | | | |
| S&P 500 Dividend Aristocrats Daily Risk Control 5% Index | | N/A | Equity/Index | AEL 85LNZLR1WR9SYRVFCH09 | 11/11/2022 | 11/10/2023 | 385 | 694,739 | 1804.21 | 15,076 | | | 1,884 | | 244 | | | (11,307) | | | | | |
| Invesco Dynamic Growth Index | | N/A | Equity/Index | AEL 85LNZLR1WR9SYRVFCH09 | 11/11/2022 | 11/10/2023 | 135 | 349,474 | 2585.782 | 7,688 | | | 961 | | 41 | | | (5,766) | | | | | |
| S&P 500 Index Option PTPT | | N/A | Equity/Index | AEL 85LNZLR1WR9SYRVFCH09 | 11/11/2022 | 11/13/2023 | 615 | 2,457,355 | 3992.93 | 103,601 | | | 12,950 | | 115,267 | | | (77,701) | | | | | |

E06.25

STATEMENT AS OF SEPTEMBER 30, 2023 OF THE EAGLE LIFE INSURANCE COMPANY

SCHEDULE DB - PART A - SECTION 1

Showing all Options, Caps, Floors, Collars, Swaps and Forwards Open as of Current Statement Date

| 1 | 2 | 3 | 4 | 5 | 6 | 7 | 8 | 9 | 10 | 11 | 12 | 13 | 14 | 15 | 16 | 17 | 18 | 19 | 20 | 21 | 22 | 23 | |
|--|---|------------------------------|------------------------|---|------------|--------------------------------|---------------------|-----------------|---|--|--|---------------------|-------------------------------|------|------------|---|--|--|---|--------------------|------------------------------------|---|--|
| Description | Description of Item(s) Hedged, Used for Income Generation or Replicated | Schedule/ Exhibit Identifier | Type(s) of Risk(s) (a) | Exchange, Counterparty or Central Clearinghouse | Trade Date | Date of Maturity or Expiration | Number of Contracts | Notional Amount | Strike Price, Rate or Index Received (Paid) | Cumulative Prior Year(s) Initial Cost of Un-discounted Premium (Received) Paid | Current Year Initial Cost of Un-discounted Premium (Received) Paid | Current Year Income | Book/ Adjusted Carrying Value | Code | Fair Value | Unrealized Valuation Increase/ (Decrease) | Total Foreign Exchange Change in B./A.C.V. | Current Year's (Amortization)/ Accretion | Adjustment to Carrying Value of Hedged Item | Potential Exposure | Credit Quality of Reference Entity | Hedge Effectiveness at Inception and at Quarter-end (b) | |
| S&P Digital | | N/A | Equity/Index | AEL 85LNZLR1WR9SYRVFCH09 | 11/11/2022 | 11/13/2023 | 11 | 44,425 | 3992.93 | 418 | | | 52 | | 602 | | | (313) | | | | | |
| SPXDSUN Index Option | | N/A | Equity/Index | AEL 85LNZLR1WR9SYRVFCH09 | 11/11/2022 | 11/13/2023 | 25 | 79,034 | 3124.94 | 3,225 | | | 403 | | 768 | | | (2,418) | | | | | |
| S&P 500 Dividend Aristocrats Daily Risk Control 5% Index | | N/A | Equity/Index | AEL 85LNZLR1WR9SYRVFCH09 | 11/11/2022 | 11/13/2023 | 766 | 1,382,054 | 1804.21 | 29,991 | | | 3,749 | | 577 | | | (22,493) | | | | | |
| S&P 500 Index Option | | N/A | Equity/Index | AEL 85LNZLR1WR9SYRVFCH09 | 11/14/2022 | 11/14/2023 | 383 | 1,514,395 | 3957.25 | 99,583 | | | 12,448 | | 97,352 | | | (74,687) | | | | | |
| S&P Digital | | N/A | Equity/Index | AEL 85LNZLR1WR9SYRVFCH09 | 11/14/2022 | 11/14/2023 | 4 | 14,294 | 3957.25 | 134 | | | 17 | | 197 | | | (101) | | | | | |
| SPXDSUN Index Option | | N/A | Equity/Index | AEL 85LNZLR1WR9SYRVFCH09 | 11/14/2022 | 11/14/2023 | 20 | 63,584 | 3120.44 | 2,728 | | | 341 | | 779 | | | (2,046) | | | | | |
| S&P 500 Dividend Aristocrats Daily Risk Control 5% Index | | N/A | Equity/Index | AEL 85LNZLR1WR9SYRVFCH09 | 11/14/2022 | 11/14/2023 | 158 | 284,252 | 1801.03 | 6,055 | | | 757 | | 156 | | | (4,541) | | | | | |
| S&P 500 Index Option | | N/A | Equity/Index | AEL 85LNZLR1WR9SYRVFCH09 | 11/15/2022 | 11/15/2023 | 732 | 2,922,831 | 3991.73 | 143,041 | | | 17,880 | | 152,702 | | | (107,281) | | | | | |
| S&P 500 Dividend Aristocrats Daily Risk Control 5% Index | | N/A | Equity/Index | AEL 85LNZLR1WR9SYRVFCH09 | 11/15/2022 | 11/15/2023 | 351 | 632,302 | 1803.56 | 13,594 | | | 1,699 | | 307 | | | (10,196) | | | | | |
| Invesco Dynamic Growth Index | | N/A | Equity/Index | AEL 85LNZLR1WR9SYRVFCH09 | 11/15/2022 | 11/15/2023 | 152 | 392,126 | 2588.028 | 8,627 | | | 1,078 | | 59 | | | (6,470) | | | | | |
| Franklin Global Trends Index | | N/A | Equity/Index | AEL 85LNZLR1WR9SYRVFCH09 | 11/16/2022 | 11/16/2023 | 459 | 110,318 | 240.26 | 2,592 | | | 324 | | 51 | | | (1,944) | | | | | |
| S&P 500 Index Option | | N/A | Equity/Index | AEL 85LNZLR1WR9SYRVFCH09 | 11/16/2022 | 11/16/2023 | 1,215 | 4,809,235 | 3958.79 | 184,976 | | | 23,122 | | 239,475 | | | (138,732) | | | | | |
| SPXDSUN Index Option | | N/A | Equity/Index | AEL 85LNZLR1WR9SYRVFCH09 | 11/16/2022 | 11/16/2023 | 39 | 121,723 | 3121.94 | 4,995 | | | 624 | | 1,303 | | | (3,747) | | | | | |
| S&P 500 Dividend Aristocrats Daily Risk Control 5% Index | | N/A | Equity/Index | AEL 85LNZLR1WR9SYRVFCH09 | 11/16/2022 | 11/16/2023 | 555 | 999,052 | 1801.5 | 21,380 | | | 2,672 | | 584 | | | (16,035) | | | | | |
| S&P 500 Index Option | | N/A | Equity/Index | AEL 85LNZLR1WR9SYRVFCH09 | 11/17/2022 | 11/17/2023 | 703 | 2,774,591 | 3946.56 | 106,771 | | | 13,346 | | 132,362 | | | (80,078) | | | | | |
| SPXDSUN Index Option | | N/A | Equity/Index | AEL 85LNZLR1WR9SYRVFCH09 | 11/17/2022 | 11/17/2023 | 19 | 60,662 | 3119.55 | 2,536 | | | 317 | | 694 | | | (1,902) | | | | | |
| S&P 500 Dividend Aristocrats Daily Risk Control 5% Index | | N/A | Equity/Index | AEL 85LNZLR1WR9SYRVFCH09 | 11/17/2022 | 11/17/2023 | 359 | 646,156 | 1799.92 | 13,892 | | | 1,737 | | 437 | | | (10,419) | | | | | |
| Invesco Dynamic Growth Index | | N/A | Equity/Index | AEL 85LNZLR1WR9SYRVFCH09 | 11/17/2022 | 11/17/2023 | 140 | 361,283 | 2587.403 | 7,948 | | | 994 | | 64 | | | (5,961) | | | | | |
| S&P 500 Index Option | | N/A | Equity/Index | AEL 85LNZLR1WR9SYRVFCH09 | 11/18/2022 | 11/17/2023 | 1,487 | 5,897,073 | 3965.34 | 194,856 | | | 24,357 | | 250,361 | | | (146,142) | | | | | |
| SPXDSUN Index Option | | N/A | Equity/Index | AEL 85LNZLR1WR9SYRVFCH09 | 11/18/2022 | 11/17/2023 | 33 | 103,430 | 3124.78 | 4,121 | | | 515 | | 976 | | | (3,091) | | | | | |
| S&P 500 Dividend Aristocrats Daily Risk Control 5% Index | | N/A | Equity/Index | AEL 85LNZLR1WR9SYRVFCH09 | 11/18/2022 | 11/17/2023 | 809 | 1,458,730 | 1802.74 | 31,654 | | | 3,957 | | 822 | | | (23,741) | | | | | |
| Invesco Dynamic Growth Index | | N/A | Equity/Index | AEL 85LNZLR1WR9SYRVFCH09 | 11/18/2022 | 11/17/2023 | 189 | 488,290 | 2586.07 | 10,742 | | | 1,343 | | 93 | | | (8,057) | | | | | |

E06.26

STATEMENT AS OF SEPTEMBER 30, 2023 OF THE EAGLE LIFE INSURANCE COMPANY

SCHEDULE DB - PART A - SECTION 1

Showing all Options, Caps, Floors, Collars, Swaps and Forwards Open as of Current Statement Date

| 1 | 2 | 3 | 4 | 5 | 6 | 7 | 8 | 9 | 10 | 11 | 12 | 13 | 14 | 15 | 16 | 17 | 18 | 19 | 20 | 21 | 22 | 23 | |
|--|---|------------------------------|------------------------|---|------------|--------------------------------|---------------------|-----------------|---|--|--|---------------------|-------------------------------|------|------------|---|--|--|---|--------------------|------------------------------------|---|--|
| Description | Description of Item(s) Hedged, Used for Income Generation or Replicated | Schedule/ Exhibit Identifier | Type(s) of Risk(s) (a) | Exchange, Counterparty or Central Clearinghouse | Trade Date | Date of Maturity or Expiration | Number of Contracts | Notional Amount | Strike Price, Rate or Index Received (Paid) | Cumulative Prior Year(s) Initial Cost of Un-discounted Premium (Received) Paid | Current Year Initial Cost of Un-discounted Premium (Received) Paid | Current Year Income | Book/ Adjusted Carrying Value | Code | Fair Value | Unrealized Valuation Increase/ (Decrease) | Total Foreign Exchange Change in B./A.C.V. | Current Year's (Amortization)/ Accretion | Adjustment to Carrying Value of Hedged Item | Potential Exposure | Credit Quality of Reference Entity | Hedge Effectiveness at Inception and at Quarter-end (b) | |
| S&P 500 Index Option PTP | | N/A | Equity/Index | AEL 85LNZLR1WR9SYRVFCH09 | 11/18/2022 | 11/20/2023 | 881 | 3,493,513 | 3965.34 | 161,579 | | | 20,197 | | 178,935 | | | (121,184) | | | | | |
| S&P 500 Dividend Aristocrats Daily Risk Control 5% Index | | N/A | Equity/Index | AEL 85LNZLR1WR9SYRVFCH09 | 11/18/2022 | 11/20/2023 | 436 | 786,308 | 1802.74 | 17,063 | | | 2,133 | | 505 | | | (12,797) | | | | | |
| Franklin Global Trends Index | | N/A | Equity/Index | AEL 85LNZLR1WR9SYRVFCH09 | 11/21/2022 | 11/21/2023 | 918 | 219,590 | 239.09 | 5,138 | | | 642 | | 223 | | | (3,854) | | | | | |
| S&P 500 Index Option PTP | | N/A | Equity/Index | AEL 85LNZLR1WR9SYRVFCH09 | 11/21/2022 | 11/21/2023 | 477 | 1,882,635 | 3949.94 | 110,821 | | | 13,853 | | 114,311 | | | (83,116) | | | | | |
| S&P 500 Dividend Aristocrats Daily Risk Control 5% Index | | N/A | Equity/Index | AEL 85LNZLR1WR9SYRVFCH09 | 11/21/2022 | 11/21/2023 | 103 | 186,111 | 1804.69 | 3,908 | | | 489 | | 110 | | | (2,931) | | | | | |
| S&P 500 Index Option PTP | | N/A | Equity/Index | AEL 85LNZLR1WR9SYRVFCH09 | 11/22/2022 | 11/22/2023 | 656 | 2,625,710 | 4003.58 | 100,360 | | | 12,545 | | 113,901 | | | (75,270) | | | | | |
| S&P 500 Dividend Aristocrats Daily Risk Control 5% Index | | N/A | Equity/Index | AEL 85LNZLR1WR9SYRVFCH09 | 11/22/2022 | 11/22/2023 | 275 | 497,085 | 1808.77 | 10,588 | | | 1,323 | | 237 | | | (7,941) | | | | | |
| S&P 500 Index Option PTP | | N/A | Equity/Index | AEL 85LNZLR1WR9SYRVFCH09 | 11/23/2022 | 11/22/2023 | 1,545 | 6,223,263 | 4027.26 | 266,655 | | | 33,332 | | 320,251 | | | (199,991) | | | | | |
| S&P Digital | | N/A | Equity/Index | AEL 85LNZLR1WR9SYRVFCH09 | 11/23/2022 | 11/22/2023 | 1 | 5,056 | 4027.26 | 49 | | | 6 | | 66 | | | (36) | | | | | |
| SPXDSUN Index Option PTP | | N/A | Equity/Index | AEL 85LNZLR1WR9SYRVFCH09 | 11/23/2022 | 11/22/2023 | 64 | 201,633 | 3138.07 | 8,255 | | | 1,032 | | 1,731 | | | (6,191) | | | | | |
| S&P 500 Dividend Aristocrats Daily Risk Control 5% Index | | N/A | Equity/Index | AEL 85LNZLR1WR9SYRVFCH09 | 11/23/2022 | 11/22/2023 | 410 | 741,042 | 1809.42 | 15,636 | | | 1,954 | | 339 | | | (11,727) | | | | | |
| Invesco Dynamic Growth Index | | N/A | Equity/Index | AEL 85LNZLR1WR9SYRVFCH09 | 11/23/2022 | 11/22/2023 | 121 | 313,839 | 2595.28 | 6,873 | | | 859 | | 50 | | | (5,155) | | | | | |
| Invesco Dynamic Growth Index | | N/A | Equity/Index | AEL 85LNZLR1WR9SYRVFCH09 | 11/22/2022 | 11/22/2023 | 102 | 264,061 | 2591.748 | 5,809 | | | 726 | | 50 | | | (4,357) | | | | | |
| S&P 500 Indx Opt MOPPT | | N/A | Equity/Index | AEL 85LNZLR1WR9SYRVFCH09 | 11/23/2022 | 11/23/2023 | 7 | 28,033 | 4027.26 | 709 | | | 89 | | 13 | | | (532) | | | | | |
| S&P 500 Index Option PTP | | N/A | Equity/Index | AEL 85LNZLR1WR9SYRVFCH09 | 11/23/2022 | 11/24/2023 | 1,479 | 5,955,543 | 4027.26 | 192,448 | | | 24,056 | | 235,368 | | | (144,336) | | | | | |
| S&P 500 Dividend Aristocrats Daily Risk Control 5% Index | | N/A | Equity/Index | AEL 85LNZLR1WR9SYRVFCH09 | 11/23/2022 | 11/24/2023 | 186 | 337,254 | 1809.42 | 7,150 | | | 894 | | 169 | | | (5,362) | | | | | |
| S&P 500 Index Option PTP | | N/A | Equity/Index | AEL 85LNZLR1WR9SYRVFCH09 | 11/25/2022 | 11/24/2023 | 1,242 | 5,002,228 | 4026.12 | 170,032 | | | 21,254 | | 203,613 | | | (127,524) | | | | | |
| S&P Digital | | N/A | Equity/Index | AEL 85LNZLR1WR9SYRVFCH09 | 11/25/2022 | 11/24/2023 | 16 | 66,160 | 4026.12 | 629 | | | 79 | | 862 | | | (471) | | | | | |
| SPXDSUN Index Option PTP | | N/A | Equity/Index | AEL 85LNZLR1WR9SYRVFCH09 | 11/25/2022 | 11/24/2023 | 32 | 99,711 | 3140.15 | 4,367 | | | 546 | | 1,016 | | | (3,276) | | | | | |
| S&P 500 Dividend Aristocrats Daily Risk Control 5% Index | | N/A | Equity/Index | AEL 85LNZLR1WR9SYRVFCH09 | 11/25/2022 | 11/24/2023 | 405 | 734,018 | 1810.23 | 15,855 | | | 1,982 | | 349 | | | (11,891) | | | | | |
| S&P 500 Index Option PTP | | N/A | Equity/Index | AEL 85LNZLR1WR9SYRVFCH09 | 11/25/2022 | 11/27/2023 | 225 | 907,203 | 4026.12 | 66,208 | | | 8,276 | | 54,463 | | | (49,656) | | | | | |
| S&P 500 Dividend Aristocrats Daily Risk Control 5% Index | | N/A | Equity/Index | AEL 85LNZLR1WR9SYRVFCH09 | 11/25/2022 | 11/27/2023 | 184 | 332,497 | 1810.23 | 7,149 | | | 894 | | 179 | | | (5,362) | | | | | |

E06.27

STATEMENT AS OF SEPTEMBER 30, 2023 OF THE EAGLE LIFE INSURANCE COMPANY

SCHEDULE DB - PART A - SECTION 1

Showing all Options, Caps, Floors, Collars, Swaps and Forwards Open as of Current Statement Date

| 1 | 2 | 3 | 4 | 5 | 6 | 7 | 8 | 9 | 10 | 11 | 12 | 13 | 14 | 15 | 16 | 17 | 18 | 19 | 20 | 21 | 22 | 23 | |
|--|---|------------------------------|------------------------|---|------------|--------------------------------|---------------------|-----------------|---|--|--|---------------------|-------------------------------|------|------------|---|--|--|---|--------------------|------------------------------------|---|--|
| Description | Description of Item(s) Hedged, Used for Income Generation or Replicated | Schedule/ Exhibit Identifier | Type(s) of Risk(s) (a) | Exchange, Counterparty or Central Clearinghouse | Trade Date | Date of Maturity or Expiration | Number of Contracts | Notional Amount | Strike Price, Rate or Index Received (Paid) | Cumulative Prior Year(s) Initial Cost of Un-discounted Premium (Received) Paid | Current Year Initial Cost of Un-discounted Premium (Received) Paid | Current Year Income | Book/ Adjusted Carrying Value | Code | Fair Value | Unrealized Valuation Increase/ (Decrease) | Total Foreign Exchange Change in B./A.C.V. | Current Year's (Amortization)/ Accretion | Adjustment to Carrying Value of Hedged Item | Potential Exposure | Credit Quality of Reference Entity | Hedge Effectiveness at Inception and at Quarter-end (b) | |
| S&P 500 Index Option PTPT | | N/A | Equity/Index | AEL 85LNZLR1WR9SYRVFCH09 | 11/28/2022 | 11/28/2023 | 395 | 1,563,991 | 3963.94 | 90,170 | | | 11,271 | | 91,612 | | | (67,627) | | | | | |
| S&P 500 Dividend Aristocrats Daily Risk Control 5% Index | | N/A | Equity/Index | AEL 85LNZLR1WR9SYRVFCH09 | 11/28/2022 | 11/28/2023 | 64 | 115,432 | 1803.8 | 2,482 | | | 310 | | 94 | | | (1,861) | | | | | |
| Invesco Dynamic Growth Index | | N/A | Equity/Index | AEL 85LNZLR1WR9SYRVFCH09 | 11/29/2022 | 11/29/2023 | 124 | 320,503 | 2588.359 | 7,051 | | | 881 | | 101 | | | (5,288) | | | | | |
| S&P 500 Index Option PTPT | | N/A | Equity/Index | AEL 85LNZLR1WR9SYRVFCH09 | 11/29/2022 | 11/29/2023 | 430 | 1,700,956 | 3957.63 | 93,269 | | | 11,659 | | 97,695 | | | (69,952) | | | | | |
| S&P 500 Dividend Aristocrats Daily Risk Control 5% Index | | N/A | Equity/Index | AEL 85LNZLR1WR9SYRVFCH09 | 11/29/2022 | 11/29/2023 | 254 | 458,284 | 1803.87 | 9,807 | | | 1,226 | | 385 | | | (7,355) | | | | | |
| Franklin Global Trends Index | | N/A | Equity/Index | AEL 85LNZLR1WR9SYRVFCH09 | 11/30/2022 | 11/30/2023 | 1,967 | 473,398 | 240.7 | 11,078 | | | 1,385 | | 317 | | | (8,308) | | | | | |
| Invesco Dynamic Growth Index | | N/A | Equity/Index | AEL 85LNZLR1WR9SYRVFCH09 | 11/30/2022 | 11/30/2023 | 365 | 950,212 | 2600.628 | 20,905 | | | 2,613 | | 177 | | | (15,678) | | | | | |
| S&P 500 Index Option PTPT | | N/A | Equity/Index | AEL 85LNZLR1WR9SYRVFCH09 | 11/30/2022 | 11/30/2023 | 1,275 | 5,200,263 | 4080.11 | 244,174 | | | 30,522 | | 235,650 | | | (183,130) | | | | | |
| S&P 500 Indx Opt MOPPT | | N/A | Equity/Index | AEL 85LNZLR1WR9SYRVFCH09 | 11/30/2022 | 11/30/2023 | 4 | 15,139 | 4080.11 | 410 | | | 51 | | 29 | | | (307) | | | | | |
| SPXDSUN Index Option PTPT | | N/A | Equity/Index | AEL 85LNZLR1WR9SYRVFCH09 | 11/30/2022 | 11/30/2023 | 58 | 181,718 | 3143.77 | 7,855 | | | 982 | | 1,895 | | | (5,891) | | | | | |
| S&P 500 Dividend Aristocrats Daily Risk Control 5% Index | | N/A | Equity/Index | AEL 85LNZLR1WR9SYRVFCH09 | 11/30/2022 | 11/30/2023 | 768 | 1,391,687 | 1811.32 | 29,365 | | | 3,671 | | 788 | | | (22,023) | | | | | |
| Invesco Dynamic Growth Index | | N/A | Equity/Index | AEL 85LNZLR1WR9SYRVFCH09 | 11/01/2022 | 11/01/2024 | 56 | 143,563 | 2561.69 | 4,379 | | | 2,463 | | 1,370 | | | (1,642) | | | | | |
| S&P 500 Dividend Aristocrats Daily Risk Control 5% Index | | N/A | Equity/Index | AEL 85LNZLR1WR9SYRVFCH09 | 11/01/2022 | 11/01/2024 | 69 | 122,862 | 1784.06 | 3,723 | | | 2,094 | | 1,756 | | | (1,396) | | | | | |
| S&P 500 Dividend Aristocrats Daily Risk Control 5% Index | | N/A | Equity/Index | AEL 85LNZLR1WR9SYRVFCH09 | 11/02/2022 | 11/01/2024 | 340 | 604,451 | 1776.06 | 18,254 | | | 10,268 | | 9,699 | | | (6,845) | | | | | |
| Franklin Global Trends Index | | N/A | Equity/Index | AEL 85LNZLR1WR9SYRVFCH09 | 11/02/2022 | 11/01/2024 | 653 | 154,570 | 236.78 | 5,054 | | | 2,843 | | 2,299 | | | (1,895) | | | | | |
| Invesco Dynamic Growth Index | | N/A | Equity/Index | AEL 85LNZLR1WR9SYRVFCH09 | 11/02/2022 | 11/01/2024 | 340 | 870,206 | 2555.989 | 26,541 | | | 14,929 | | 8,860 | | | (9,953) | | | | | |
| Invesco Dynamic Growth Index | | N/A | Equity/Index | AEL 85LNZLR1WR9SYRVFCH09 | 11/03/2022 | 11/01/2024 | 27 | 69,965 | 2548.262 | 2,127 | | | 1,196 | | 777 | | | (798) | | | | | |
| S&P 500 Dividend Aristocrats Daily Risk Control 5% Index | | N/A | Equity/Index | AEL 85LNZLR1WR9SYRVFCH09 | 11/07/2022 | 11/07/2024 | 29 | 52,201 | 1785.59 | 1,561 | | | 878 | | 738 | | | (585) | | | | | |
| Invesco Dynamic Growth Index | | N/A | Equity/Index | AEL 85LNZLR1WR9SYRVFCH09 | 11/07/2022 | 11/07/2024 | 132 | 336,816 | 2550.51 | 10,239 | | | 5,760 | | 3,691 | | | (3,840) | | | | | |
| S&P 500 Index Option PTPT | | N/A | Equity/Index | AEL 85LNZLR1WR9SYRVFCH09 | 11/09/2022 | 11/08/2024 | 8 | 29,700 | 3748.57 | 1,118 | | | 629 | | 1,614 | | | (419) | | | | | |
| S&P 500 Dividend Aristocrats Daily Risk Control 5% Index | | N/A | Equity/Index | AEL 85LNZLR1WR9SYRVFCH09 | 11/09/2022 | 11/08/2024 | 38 | 68,319 | 1781.95 | 2,070 | | | 1,164 | | 1,020 | | | (776) | | | | | |

E06.28

STATEMENT AS OF SEPTEMBER 30, 2023 OF THE EAGLE LIFE INSURANCE COMPANY

SCHEDULE DB - PART A - SECTION 1

Showing all Options, Caps, Floors, Collars, Swaps and Forwards Open as of Current Statement Date

| 1 | 2 | 3 | 4 | 5 | 6 | 7 | 8 | 9 | 10 | 11 | 12 | 13 | 14 | 15 | 16 | 17 | 18 | 19 | 20 | 21 | 22 | 23 | |
|--|---|------------------------------|------------------------|---|------------|--------------------------------|---------------------|-----------------|---|--|--|---------------------|-------------------------------|------|------------|---|--|--|---|--------------------|------------------------------------|---|--|
| Description | Description of Item(s) Hedged, Used for Income Generation or Replicated | Schedule/ Exhibit Identifier | Type(s) of Risk(s) (a) | Exchange, Counterparty or Central Clearinghouse | Trade Date | Date of Maturity or Expiration | Number of Contracts | Notional Amount | Strike Price, Rate or Index Received (Paid) | Cumulative Prior Year(s) Initial Cost of Un-discounted Premium (Received) Paid | Current Year Initial Cost of Un-discounted Premium (Received) Paid | Current Year Income | Book/ Adjusted Carrying Value | Code | Fair Value | Unrealized Valuation Increase/ (Decrease) | Total Foreign Exchange Change in B./A.C.V. | Current Year's (Amortization)/ Accretion | Adjustment to Carrying Value of Hedged Item | Potential Exposure | Credit Quality of Reference Entity | Hedge Effectiveness at Inception and at Quarter-end (b) | |
| Invesco Dynamic Growth Index | | N/A | Equity/Index | AEL 85LNZLR1WR9SYRVFCH09 | 11/09/2022 | 11/08/2024 | 154 | 394,124 | 2553.648 | 11,981 | | | 6,740 | | 4,181 | | | (4,493) | | | | | |
| S&P 500 Dividend Aristocrats Daily Risk Control 5% Index | | N/A | Equity/Index | AEL 85LNZLR1WR9SYRVFCH09 | 11/10/2022 | 11/08/2024 | 132 | 238,256 | 1800.8 | 7,172 | | | 4,034 | | 2,682 | | | (2,689) | | | | | |
| Invesco Dynamic Growth Index | | N/A | Equity/Index | AEL 85LNZLR1WR9SYRVFCH09 | 11/10/2022 | 11/08/2024 | 324 | 837,078 | 2587.395 | 25,615 | | | 14,408 | | 6,012 | | | (9,605) | | | | | |
| Invesco Dynamic Growth Index | | N/A | Equity/Index | AEL 85LNZLR1WR9SYRVFCH09 | 11/08/2022 | 11/08/2024 | 284 | 726,180 | 2558.616 | 22,076 | | | 12,418 | | 7,288 | | | (8,278) | | | | | |
| S&P 500 Dividend Aristocrats Daily Risk Control 5% Index | | N/A | Equity/Index | AEL 85LNZLR1WR9SYRVFCH09 | 11/11/2022 | 11/11/2024 | 17 | 31,350 | 1804.21 | 962 | | | 541 | | 337 | | | (361) | | | | | |
| Invesco Dynamic Growth Index | | N/A | Equity/Index | AEL 85LNZLR1WR9SYRVFCH09 | 11/11/2022 | 11/11/2024 | 322 | 833,537 | 2585.782 | 25,506 | | | 14,347 | | 6,153 | | | (9,565) | | | | | |
| Invesco Dynamic Growth Index | | N/A | Equity/Index | AEL 85LNZLR1WR9SYRVFCH09 | 11/15/2022 | 11/15/2024 | 121 | 314,382 | 2588.028 | 9,620 | | | 5,411 | | 2,284 | | | (3,608) | | | | | |
| Franklin Global Trends Index | | N/A | Equity/Index | AEL 85LNZLR1WR9SYRVFCH09 | 11/16/2022 | 11/15/2024 | 727 | 174,621 | 240.26 | 5,745 | | | 3,232 | | 1,771 | | | (2,154) | | | | | |
| Invesco Dynamic Growth Index | | N/A | Equity/Index | AEL 85LNZLR1WR9SYRVFCH09 | 11/16/2022 | 11/15/2024 | 64 | 164,836 | 2582.554 | 5,044 | | | 2,837 | | 1,134 | | | (1,891) | | | | | |
| S&P 500 Index Option | | N/A | Equity/Index | AEL 85LNZLR1WR9SYRVFCH09 | 11/16/2022 | 11/15/2024 | 28 | 108,900 | 3958.79 | 10,367 | | | 5,832 | | 13,253 | | | (3,888) | | | | | |
| S&P 500 Dividend Aristocrats Daily Risk Control 5% Index | | N/A | Equity/Index | AEL 85LNZLR1WR9SYRVFCH09 | 11/16/2022 | 11/15/2024 | 9 | 16,296 | 1801.5 | 499 | | | 280 | | 184 | | | (187) | | | | | |
| Invesco Dynamic Growth Index | | N/A | Equity/Index | AEL 85LNZLR1WR9SYRVFCH09 | 11/17/2022 | 11/15/2024 | 170 | 441,000 | 2587.403 | 13,451 | | | 7,566 | | 3,227 | | | (5,044) | | | | | |
| S&P 500 Dividend Aristocrats Daily Risk Control 5% Index | | N/A | Equity/Index | AEL 85LNZLR1WR9SYRVFCH09 | 11/18/2022 | 11/18/2024 | 111 | 199,857 | 1802.74 | 6,176 | | | 3,474 | | 2,232 | | | (2,316) | | | | | |
| Franklin Global Trends Index | | N/A | Equity/Index | AEL 85LNZLR1WR9SYRVFCH09 | 11/18/2022 | 11/18/2024 | 7,876 | 1,883,952 | 239.19 | 61,794 | | | 34,759 | | 21,863 | | | (23,173) | | | | | |
| Invesco Dynamic Growth Index | | N/A | Equity/Index | AEL 85LNZLR1WR9SYRVFCH09 | 11/18/2022 | 11/18/2024 | 459 | 1,187,414 | 2586.07 | 36,335 | | | 20,438 | | 8,897 | | | (13,626) | | | | | |
| Invesco Dynamic Growth Index | | N/A | Equity/Index | AEL 85LNZLR1WR9SYRVFCH09 | 11/21/2022 | 11/21/2024 | 12 | 31,135 | 2585.691 | 953 | | | 536 | | 236 | | | (357) | | | | | |
| S&P 500 Dividend Aristocrats Daily Risk Control 5% Index | | N/A | Equity/Index | AEL 85LNZLR1WR9SYRVFCH09 | 11/22/2022 | 11/22/2024 | 44 | 79,790 | 1808.77 | 2,426 | | | 1,364 | | 819 | | | (910) | | | | | |
| S&P 500 Index Option | | N/A | Equity/Index | AEL 85LNZLR1WR9SYRVFCH09 | 11/23/2022 | 11/22/2024 | 36 | 143,781 | 4027.26 | 17,073 | | | 9,603 | | 18,687 | | | (6,402) | | | | | |
| S&P 500 Dividend Aristocrats Daily Risk Control 5% Index | | N/A | Equity/Index | AEL 85LNZLR1WR9SYRVFCH09 | 11/23/2022 | 11/22/2024 | 181 | 327,374 | 1809.42 | 9,658 | | | 5,432 | | 3,326 | | | (3,622) | | | | | |
| Franklin Global Trends Index | | N/A | Equity/Index | AEL 85LNZLR1WR9SYRVFCH09 | 11/23/2022 | 11/22/2024 | 222 | 53,394 | 240.25 | 1,751 | | | 985 | | 550 | | | (657) | | | | | |
| Invesco Dynamic Growth Index | | N/A | Equity/Index | AEL 85LNZLR1WR9SYRVFCH09 | 11/23/2022 | 11/22/2024 | 137 | 356,492 | 2595.28 | 10,909 | | | 6,136 | | 2,420 | | | (4,091) | | | | | |
| Invesco Dynamic Growth Index | | N/A | Equity/Index | AEL 85LNZLR1WR9SYRVFCH09 | 11/22/2022 | 11/22/2024 | 105 | 271,355 | 2591.748 | 8,276 | | | 4,655 | | 1,921 | | | (3,104) | | | | | |

E06.29

STATEMENT AS OF SEPTEMBER 30, 2023 OF THE EAGLE LIFE INSURANCE COMPANY

SCHEDULE DB - PART A - SECTION 1

Showing all Options, Caps, Floors, Collars, Swaps and Forwards Open as of Current Statement Date

| 1 | 2 | 3 | 4 | 5 | 6 | 7 | 8 | 9 | 10 | 11 | 12 | 13 | 14 | 15 | 16 | 17 | 18 | 19 | 20 | 21 | 22 | 23 |
|---|---|------------------------------|------------------------|---|------------|--------------------------------|---------------------|-----------------|---|--|--|---------------------|-------------------------------|------|------------|---|--|--|---|--------------------|------------------------------------|---|
| Description | Description of Item(s) Hedged, Used for Income Generation or Replicated | Schedule/ Exhibit Identifier | Type(s) of Risk(s) (a) | Exchange, Counterparty or Central Clearinghouse | Trade Date | Date of Maturity or Expiration | Number of Contracts | Notional Amount | Strike Price, Rate or Index Received (Paid) | Cumulative Prior Year(s) Initial Cost of Un-discounted Premium (Received) Paid | Current Year Initial Cost of Un-discounted Premium (Received) Paid | Current Year Income | Book/ Adjusted Carrying Value | Code | Fair Value | Unrealized Valuation Increase/ (Decrease) | Total Foreign Exchange Change in B./A.C.V. | Current Year's (Amortization)/ Accretion | Adjustment to Carrying Value of Hedged Item | Potential Exposure | Credit Quality of Reference Entity | Hedge Effectiveness at Inception and at Quarter-end (b) |
| Invesco Dynamic Growth Index | | N/A | Equity/Index | AEL 85LNZLR1WR9SYRVFCH09 | 11/28/2022 | 11/27/2024 | 76 | 196,000 | 2591.4 | 5,978 | | | 3,363 | | 1,412 | | | (2,242) | | | | |
| Invesco Dynamic Growth Index | | N/A | Equity/Index | AEL 85LNZLR1WR9SYRVFCH09 | 11/29/2022 | 11/29/2024 | 98 | 252,938 | 2588.359 | 7,740 | | | 4,354 | | 1,898 | | | (2,902) | | | | |
| S&P 500 Dividend Aristocrats Daily Risk Control 5% Index | | N/A | Equity/Index | AEL 85LNZLR1WR9SYRVFCH09 | 11/29/2022 | 11/29/2024 | 2 | 3,750 | 1803.87 | 112 | | | 63 | | 42 | | | (42) | | | | |
| Franklin Global Trends Index | | N/A | Equity/Index | AEL 85LNZLR1WR9SYRVFCH09 | 11/30/2022 | 11/29/2024 | 1,465 | 352,654 | 240.7 | 11,567 | | | 6,506 | | 3,492 | | | (4,338) | | | | |
| Invesco Dynamic Growth Index | | N/A | Equity/Index | AEL 85LNZLR1WR9SYRVFCH09 | 11/30/2022 | 11/29/2024 | 396 | 1,029,899 | 2600.628 | 31,412 | | | 17,669 | | 6,684 | | | (11,779) | | | | |
| S&P 500 Dividend Aristocrats Daily Risk Control 5% Index | | N/A | Equity/Index | AEL 85LNZLR1WR9SYRVFCH09 | 11/30/2022 | 11/29/2024 | 329 | 596,576 | 1811.32 | 18,434 | | | 10,369 | | 5,978 | | | (6,913) | | | | |
| UST 4.125% 11/15/2032 Total Return Options S&P 500 Index Option | | N/A | Equity/Index | AEL 85LNZLR1WR9SYRVFCH09 | 11/23/2022 | 11/24/2023 | 172 | 17,236 | 100 | 445 | | | 56 | | 143 | | | (333) | | | | |
| PTPT | | N/A | Equity/Index | AEL 85LNZLR1WR9SYRVFCH09 | 12/01/2022 | 12/01/2023 | 676 | 2,755,843 | 4076.57 | 122,061 | | | 25,429 | | 118,343 | | | (91,546) | | | | |
| S&P Digital | | N/A | Equity/Index | AEL 85LNZLR1WR9SYRVFCH09 | 12/01/2022 | 12/01/2023 | 4 | 15,533 | 4076.57 | 155 | | | 32 | | 194 | | | (116) | | | | |
| SPXDSUN Index Option | | N/A | Equity/Index | AEL 85LNZLR1WR9SYRVFCH09 | 12/01/2022 | 12/01/2023 | 12 | 36,934 | 3145.54 | 1,548 | | | 322 | | 337 | | | (1,161) | | | | |
| S&P 500 Dividend Aristocrats Daily Risk Control 5% Index | | N/A | Equity/Index | AEL 85LNZLR1WR9SYRVFCH09 | 12/01/2022 | 12/01/2023 | 439 | 795,967 | 1812.15 | 16,954 | | | 3,532 | | 445 | | | (12,716) | | | | |
| S&P 500 Index Option | | N/A | Equity/Index | AEL 85LNZLR1WR9SYRVFCH09 | 12/02/2022 | 12/01/2023 | 1,101 | 4,484,189 | 4071.7 | 177,818 | | | 37,045 | | 186,587 | | | (133,363) | | | | |
| PTPT | | N/A | Equity/Index | AEL 85LNZLR1WR9SYRVFCH09 | 12/02/2022 | 12/01/2023 | 3 | 12,414 | 4071.7 | 124 | | | 26 | | 155 | | | (93) | | | | |
| S&P Digital | | N/A | Equity/Index | AEL 85LNZLR1WR9SYRVFCH09 | 12/02/2022 | 12/01/2023 | 403 | 731,687 | 1813.74 | 15,878 | | | 3,308 | | 373 | | | (11,908) | | | | |
| S&P 500 Index Option | | N/A | Equity/Index | AEL 85LNZLR1WR9SYRVFCH09 | 12/02/2022 | 12/04/2023 | 538 | 2,191,216 | 4071.7 | 104,360 | | | 21,742 | | 96,083 | | | (78,270) | | | | |
| S&P 500 Dividend Aristocrats Daily Risk Control 5% Index | | N/A | Equity/Index | AEL 85LNZLR1WR9SYRVFCH09 | 12/02/2022 | 12/04/2023 | 249 | 451,866 | 1813.74 | 9,805 | | | 2,043 | | 257 | | | (7,354) | | | | |
| S&P 500 Index Option | | N/A | Equity/Index | AEL 85LNZLR1WR9SYRVFCH09 | 12/05/2022 | 12/05/2023 | 274 | 1,096,158 | 3998.84 | 64,195 | | | 13,374 | | 61,615 | | | (48,146) | | | | |
| PTPT | | N/A | Equity/Index | AEL 85LNZLR1WR9SYRVFCH09 | 12/05/2022 | 12/05/2023 | 5 | 21,005 | 3998.84 | 208 | | | 43 | | 274 | | | (156) | | | | |
| S&P Digital | | N/A | Equity/Index | AEL 85LNZLR1WR9SYRVFCH09 | 12/05/2022 | 12/05/2023 | 130 | 234,412 | 1806.17 | 5,087 | | | 1,060 | | 210 | | | (3,815) | | | | |
| S&P 500 Dividend Aristocrats Daily Risk Control 5% Index | | N/A | Equity/Index | AEL 85LNZLR1WR9SYRVFCH09 | 12/05/2022 | 12/05/2023 | 12 | 30,980 | 2599.251 | 682 | | | 142 | | 8 | | | (511) | | | | |
| Invesco Dynamic Growth Index | | N/A | Equity/Index | AEL 85LNZLR1WR9SYRVFCH09 | 12/06/2022 | 12/06/2023 | 300 | 778,937 | 2599.061 | 17,137 | | | 3,570 | | 205 | | | (12,852) | | | | |
| S&P 500 Index Option | | N/A | Equity/Index | AEL 85LNZLR1WR9SYRVFCH09 | 12/06/2022 | 12/06/2023 | 881 | 3,471,538 | 3941.26 | 189,548 | | | 39,489 | | 218,002 | | | (142,161) | | | | |

E06.30

STATEMENT AS OF SEPTEMBER 30, 2023 OF THE EAGLE LIFE INSURANCE COMPANY

SCHEDULE DB - PART A - SECTION 1

Showing all Options, Caps, Floors, Collars, Swaps and Forwards Open as of Current Statement Date

| 1 | 2 | 3 | 4 | 5 | 6 | 7 | 8 | 9 | 10 | 11 | 12 | 13 | 14 | 15 | 16 | 17 | 18 | 19 | 20 | 21 | 22 | 23 | |
|--|---|------------------------------|------------------------|---|------------|--------------------------------|---------------------|-----------------|---|--|--|---------------------|-------------------------------|------|------------|---|--|--|---|--------------------|------------------------------------|---|--|
| Description | Description of Item(s) Hedged, Used for Income Generation or Replicated | Schedule/ Exhibit Identifier | Type(s) of Risk(s) (a) | Exchange, Counterparty or Central Clearinghouse | Trade Date | Date of Maturity or Expiration | Number of Contracts | Notional Amount | Strike Price, Rate or Index Received (Paid) | Cumulative Prior Year(s) Initial Cost of Un-discounted Premium (Received) Paid | Current Year Initial Cost of Un-discounted Premium (Received) Paid | Current Year Income | Book/ Adjusted Carrying Value | Code | Fair Value | Unrealized Valuation Increase/ (Decrease) | Total Foreign Exchange Change in B./A.C.V. | Current Year's (Amortization)/ Accretion | Adjustment to Carrying Value of Hedged Item | Potential Exposure | Credit Quality of Reference Entity | Hedge Effectiveness at Inception and at Quarter-end (b) | |
| SPXDSUN Index Option PTPT | | N/A | Equity/Index | AEL 85LNZLR1WR9SYRVFCH09 | 12/06/2022 | 12/06/2023 | 23 | 71,746 | 3131.22 | 3,116 | | | 649 | | 998 | | | (2,337) | | | | | |
| S&P 500 Dividend Aristocrats Daily Risk Control 5% Index | | N/A | Equity/Index | AEL 85LNZLR1WR9SYRVFCH09 | 12/06/2022 | 12/06/2023 | 344 | 619,790 | 1802.9 | 13,078 | | | 2,724 | | 678 | | | (9,808) | | | | | |
| S&P 500 Index Option PTPT | | N/A | Equity/Index | AEL 85LNZLR1WR9SYRVFCH09 | 12/07/2022 | 12/07/2023 | 1,294 | 5,088,978 | 3933.92 | 228,133 | | | 47,528 | | 308,015 | | | (171,099) | | | | | |
| S&P 500 Indx Opt MOPTPT | | N/A | Equity/Index | AEL 85LNZLR1WR9SYRVFCH09 | 12/07/2022 | 12/07/2023 | 8 | 30,805 | 3933.92 | 721 | | | 150 | | 477 | | | (541) | | | | | |
| SPXDSUN Index Option PTPT | | N/A | Equity/Index | AEL 85LNZLR1WR9SYRVFCH09 | 12/07/2022 | 12/07/2023 | 126 | 393,021 | 3131.3 | 16,425 | | | 3,422 | | 5,107 | | | (12,319) | | | | | |
| S&P 500 Dividend Aristocrats Daily Risk Control 5% Index | | N/A | Equity/Index | AEL 85LNZLR1WR9SYRVFCH09 | 12/07/2022 | 12/07/2023 | 623 | 1,122,637 | 1802.76 | 23,688 | | | 4,935 | | 1,270 | | | (17,766) | | | | | |
| Franklin Global Trends Index | | N/A | Equity/Index | AEL 85LNZLR1WR9SYRVFCH09 | 12/07/2022 | 12/07/2023 | 1,821 | 441,789 | 242.57 | 10,338 | | | 2,154 | | 163 | | | (7,753) | | | | | |
| Invesco Dynamic Growth Index | | N/A | Equity/Index | AEL 85LNZLR1WR9SYRVFCH09 | 12/07/2022 | 12/07/2023 | 158 | 410,585 | 2604.685 | 9,033 | | | 1,882 | | 88 | | | (6,775) | | | | | |
| S&P 500 Index Option PTPT | | N/A | Equity/Index | AEL 85LNZLR1WR9SYRVFCH09 | 12/08/2022 | 12/08/2023 | 478 | 1,894,491 | 3963.51 | 78,466 | | | 16,347 | | 91,463 | | | (58,849) | | | | | |
| SPXDSUN Index Option PTPT | | N/A | Equity/Index | AEL 85LNZLR1WR9SYRVFCH09 | 12/08/2022 | 12/08/2023 | 12 | 39,020 | 3134.84 | 1,643 | | | 342 | | 468 | | | (1,232) | | | | | |
| S&P 500 Dividend Aristocrats Daily Risk Control 5% Index | | N/A | Equity/Index | AEL 85LNZLR1WR9SYRVFCH09 | 12/08/2022 | 12/08/2023 | 203 | 365,772 | 1804.59 | 7,791 | | | 1,623 | | 387 | | | (5,843) | | | | | |
| Invesco Dynamic Growth Index | | N/A | Equity/Index | AEL 85LNZLR1WR9SYRVFCH09 | 12/09/2022 | 12/08/2023 | 135 | 351,116 | 2594.039 | 7,725 | | | 1,609 | | 124 | | | (5,793) | | | | | |
| S&P 500 Index Option PTPT | | N/A | Equity/Index | AEL 85LNZLR1WR9SYRVFCH09 | 12/09/2022 | 12/08/2023 | 1,546 | 6,081,471 | 3934.38 | 201,737 | | | 42,029 | | 267,576 | | | (151,303) | | | | | |
| S&P 500 Dividend Aristocrats Daily Risk Control 5% Index | | N/A | Equity/Index | AEL 85LNZLR1WR9SYRVFCH09 | 12/09/2022 | 12/08/2023 | 679 | 1,223,574 | 1801.6 | 26,552 | | | 5,532 | | 1,507 | | | (19,914) | | | | | |
| S&P 500 Index Option PTPT | | N/A | Equity/Index | AEL 85LNZLR1WR9SYRVFCH09 | 12/09/2022 | 12/11/2023 | 620 | 2,438,703 | 3934.38 | 114,381 | | | 23,829 | | 133,291 | | | (85,786) | | | | | |
| SPXDSUN Index Option PTPT | | N/A | Equity/Index | AEL 85LNZLR1WR9SYRVFCH09 | 12/09/2022 | 12/11/2023 | 38 | 119,194 | 3129.99 | 5,162 | | | 1,075 | | 1,752 | | | (3,872) | | | | | |
| S&P 500 Dividend Aristocrats Daily Risk Control 5% Index | | N/A | Equity/Index | AEL 85LNZLR1WR9SYRVFCH09 | 12/09/2022 | 12/11/2023 | 202 | 364,451 | 1801.6 | 7,909 | | | 1,648 | | 484 | | | (5,931) | | | | | |
| S&P Digital | | N/A | Equity/Index | AEL 85LNZLR1WR9SYRVFCH09 | 12/09/2022 | 12/11/2023 | 3 | 12,426 | 3934.38 | 122 | | | 25 | | 166 | | | (92) | | | | | |
| Franklin Global Trends Index | | N/A | Equity/Index | AEL 85LNZLR1WR9SYRVFCH09 | 12/12/2022 | 12/12/2023 | 671 | 161,638 | 240.89 | 3,782 | | | 788 | | 144 | | | (2,837) | | | | | |
| S&P 500 Index Option PTPT | | N/A | Equity/Index | AEL 85LNZLR1WR9SYRVFCH09 | 12/12/2022 | 12/12/2023 | 424 | 1,690,651 | 3990.56 | 121,513 | | | 25,315 | | 122,359 | | | (91,134) | | | | | |
| S&P 500 Dividend Aristocrats Daily Risk Control 5% Index | | N/A | Equity/Index | AEL 85LNZLR1WR9SYRVFCH09 | 12/12/2022 | 12/12/2023 | 277 | 500,850 | 1806.92 | 10,868 | | | 2,264 | | 525 | | | (8,151) | | | | | |
| Invesco Dynamic Growth Index | | N/A | Equity/Index | AEL 85LNZLR1WR9SYRVFCH09 | 12/13/2022 | 12/13/2023 | 219 | 569,998 | 2605.932 | 12,540 | | | 2,612 | | 148 | | | (9,405) | | | | | |

E06.31

STATEMENT AS OF SEPTEMBER 30, 2023 OF THE EAGLE LIFE INSURANCE COMPANY

SCHEDULE DB - PART A - SECTION 1

Showing all Options, Caps, Floors, Collars, Swaps and Forwards Open as of Current Statement Date

| 1 | 2 | 3 | 4 | 5 | 6 | 7 | 8 | 9 | 10 | 11 | 12 | 13 | 14 | 15 | 16 | 17 | 18 | 19 | 20 | 21 | 22 | 23 | |
|--|---|------------------------------|------------------------|---|------------|--------------------------------|---------------------|-----------------|---|--|--|---------------------|-------------------------------|------|------------|---|--|--|---|--------------------|------------------------------------|---|--|
| Description | Description of Item(s) Hedged, Used for Income Generation or Replicated | Schedule/ Exhibit Identifier | Type(s) of Risk(s) (a) | Exchange, Counterparty or Central Clearinghouse | Trade Date | Date of Maturity or Expiration | Number of Contracts | Notional Amount | Strike Price, Rate or Index Received (Paid) | Cumulative Prior Year(s) Initial Cost of Un-discounted Premium (Received) Paid | Current Year Initial Cost of Un-discounted Premium (Received) Paid | Current Year Income | Book/ Adjusted Carrying Value | Code | Fair Value | Unrealized Valuation Increase/ (Decrease) | Total Foreign Exchange Change in B./A.C.V. | Current Year's (Amortization)/ Accretion | Adjustment to Carrying Value of Hedged Item | Potential Exposure | Credit Quality of Reference Entity | Hedge Effectiveness at Inception and at Quarter-end (b) | |
| S&P 500 Index Option PTPT | | N/A | Equity/Index | AEL 85LNZLR1WR9SYRVFCH09 | 12/13/2022 | 12/13/2023 | 782 | 3,143,622 | 4019.65 | 187,608 | | | 39,085 | | 206,562 | | | (140,706) | | | | | |
| S&P 500 Dividend Aristocrats Daily Risk Control 5% Index | | N/A | Equity/Index | AEL 85LNZLR1WR9SYRVFCH09 | 12/13/2022 | 12/13/2023 | 986 | 1,785,097 | 1809.79 | 38,380 | | | 7,996 | | 1,662 | | | (28,785) | | | | | |
| Franklin Global Trends Index | | N/A | Equity/Index | AEL 85LNZLR1WR9SYRVFCH09 | 12/14/2022 | 12/14/2023 | 367 | 88,865 | 242.02 | 2,088 | | | 435 | | 53 | | | (1,566) | | | | | |
| Invesco Dynamic Growth Index | | N/A | Equity/Index | AEL 85LNZLR1WR9SYRVFCH09 | 12/14/2022 | 12/14/2023 | 110 | 285,120 | 2603.759 | 6,273 | | | 1,307 | | 84 | | | (4,704) | | | | | |
| S&P 500 Index Option PTPT | | N/A | Equity/Index | AEL 85LNZLR1WR9SYRVFCH09 | 12/14/2022 | 12/14/2023 | 1,061 | 4,239,886 | 3995.32 | 169,307 | | | 35,272 | | 206,438 | | | (126,980) | | | | | |
| S&P 500 Indx Opt MOPTPT | | N/A | Equity/Index | AEL 85LNZLR1WR9SYRVFCH09 | 12/14/2022 | 12/14/2023 | 6 | 23,843 | 3995.32 | 656 | | | 137 | | 221 | | | (492) | | | | | |
| SPXDSUN Index Option PTPT | | N/A | Equity/Index | AEL 85LNZLR1WR9SYRVFCH09 | 12/14/2022 | 12/14/2023 | 117 | 368,682 | 3140.74 | 14,827 | | | 3,089 | | 4,021 | | | (11,120) | | | | | |
| S&P 500 Dividend Aristocrats Daily Risk Control 5% Index | | N/A | Equity/Index | AEL 85LNZLR1WR9SYRVFCH09 | 12/14/2022 | 12/14/2023 | 597 | 1,077,946 | 1806.81 | 22,852 | | | 4,761 | | 1,195 | | | (17,139) | | | | | |
| S&P 500 Index Option PTPT | | N/A | Equity/Index | AEL 85LNZLR1WR9SYRVFCH09 | 12/15/2022 | 12/15/2023 | 1,126 | 4,388,244 | 3895.75 | 140,675 | | | 29,307 | | 201,258 | | | (105,506) | | | | | |
| SPXDSUN Index Option PTPT | | N/A | Equity/Index | AEL 85LNZLR1WR9SYRVFCH09 | 12/15/2022 | 12/15/2023 | 9 | 28,613 | 3123.69 | 1,205 | | | 251 | | 436 | | | (903) | | | | | |
| S&P 500 Dividend Aristocrats Daily Risk Control 5% Index | | N/A | Equity/Index | AEL 85LNZLR1WR9SYRVFCH09 | 12/15/2022 | 12/15/2023 | 520 | 934,906 | 1796.8 | 19,633 | | | 4,090 | | 1,695 | | | (14,725) | | | | | |
| Invesco Dynamic Growth Index | | N/A | Equity/Index | AEL 85LNZLR1WR9SYRVFCH09 | 12/16/2022 | 12/15/2023 | 242 | 628,020 | 2593.37 | 13,816 | | | 2,878 | | 291 | | | (10,362) | | | | | |
| S&P 500 Index Option PTPT | | N/A | Equity/Index | AEL 85LNZLR1WR9SYRVFCH09 | 12/16/2022 | 12/15/2023 | 1,247 | 4,804,066 | 3852.36 | 184,127 | | | 38,360 | | 260,485 | | | (138,096) | | | | | |
| S&P Digital | | N/A | Equity/Index | AEL 85LNZLR1WR9SYRVFCH09 | 12/16/2022 | 12/15/2023 | 5 | 20,199 | 3852.36 | 198 | | | 41 | | 276 | | | (148) | | | | | |
| SPXDSUN Index Option PTPT | | N/A | Equity/Index | AEL 85LNZLR1WR9SYRVFCH09 | 12/16/2022 | 12/15/2023 | 53 | 165,276 | 3116.01 | 6,582 | | | 1,371 | | 2,626 | | | (4,936) | | | | | |
| S&P 500 Dividend Aristocrats Daily Risk Control 5% Index | | N/A | Equity/Index | AEL 85LNZLR1WR9SYRVFCH09 | 12/16/2022 | 12/15/2023 | 747 | 1,338,957 | 1792.17 | 28,788 | | | 5,997 | | 2,976 | | | (21,591) | | | | | |
| S&P 500 Indx Opt MOPTPT | | N/A | Equity/Index | AEL 85LNZLR1WR9SYRVFCH09 | 12/16/2022 | 12/16/2023 | 8 | 28,939 | 3852.36 | 697 | | | 145 | | 699 | | | (523) | | | | | |
| S&P 500 Index Option PTPT | | N/A | Equity/Index | AEL 85LNZLR1WR9SYRVFCH09 | 12/16/2022 | 12/18/2023 | 650 | 2,502,862 | 3852.36 | 116,369 | | | 24,243 | | 151,524 | | | (87,277) | | | | | |
| SPXDSUN Index Option PTPT | | N/A | Equity/Index | AEL 85LNZLR1WR9SYRVFCH09 | 12/16/2022 | 12/18/2023 | 5 | 17,134 | 3116.01 | 764 | | | 159 | | 355 | | | (573) | | | | | |
| S&P 500 Dividend Aristocrats Daily Risk Control 5% Index | | N/A | Equity/Index | AEL 85LNZLR1WR9SYRVFCH09 | 12/16/2022 | 12/18/2023 | 485 | 869,991 | 1792.17 | 18,705 | | | 3,897 | | 2,040 | | | (14,029) | | | | | |
| Franklin Global Trends Index | | N/A | Equity/Index | AEL 85LNZLR1WR9SYRVFCH09 | 12/19/2022 | 12/19/2023 | 1,365 | 328,230 | 240.43 | 7,713 | | | 1,607 | | 414 | | | (5,785) | | | | | |
| S&P 500 Index Option PTPT | | N/A | Equity/Index | AEL 85LNZLR1WR9SYRVFCH09 | 12/19/2022 | 12/19/2023 | 574 | 2,191,868 | 3817.66 | 147,750 | | | 30,781 | | 192,775 | | | (110,813) | | | | | |

E06.32

STATEMENT AS OF SEPTEMBER 30, 2023 OF THE EAGLE LIFE INSURANCE COMPANY

SCHEDULE DB - PART A - SECTION 1

Showing all Options, Caps, Floors, Collars, Swaps and Forwards Open as of Current Statement Date

| 1 | 2 | 3 | 4 | 5 | 6 | 7 | 8 | 9 | 10 | 11 | 12 | 13 | 14 | 15 | 16 | 17 | 18 | 19 | 20 | 21 | 22 | 23 | |
|--|---|------------------------------|------------------------|---|------------|--------------------------------|---------------------|-----------------|---|--|--|---------------------|-------------------------------|------|------------|---|--|--|---|--------------------|------------------------------------|---|--|
| Description | Description of Item(s) Hedged, Used for Income Generation or Replicated | Schedule/ Exhibit Identifier | Type(s) of Risk(s) (a) | Exchange, Counterparty or Central Clearinghouse | Trade Date | Date of Maturity or Expiration | Number of Contracts | Notional Amount | Strike Price, Rate or Index Received (Paid) | Cumulative Prior Year(s) Initial Cost of Un-discounted Premium (Received) Paid | Current Year Initial Cost of Un-discounted Premium (Received) Paid | Current Year Income | Book/ Adjusted Carrying Value | Code | Fair Value | Unrealized Valuation Increase/ (Decrease) | Total Foreign Exchange Change in B./A.C.V. | Current Year's (Amortization)/ Accretion | Adjustment to Carrying Value of Hedged Item | Potential Exposure | Credit Quality of Reference Entity | Hedge Effectiveness at Inception and at Quarter-end (b) | |
| SPXDSUN Index Option PTPT | | N/A | Equity/Index | AEL 85LNZLR1WR9SYRVFCH09 | 12/19/2022 | 12/19/2023 | 5 | 16,701 | 3113.87 | 75 | | | 157 | | 357 | | | (566) | | | | | |
| S&P 500 Dividend Aristocrats Daily Risk Control 5% Index | | N/A | Equity/Index | AEL 85LNZLR1WR9SYRVFCH09 | 12/19/2022 | 12/19/2023 | 388 | 694,839 | 1790.27 | 14,870 | | | 3,098 | | 1,793 | | | (11,152) | | | | | |
| Invesco Dynamic Growth Index | | N/A | Equity/Index | AEL 85LNZLR1WR9SYRVFCH09 | 12/20/2022 | 12/20/2023 | 437 | 1,125,617 | 2578.415 | 24,764 | | | 5,159 | | 1,035 | | | (18,573) | | | | | |
| S&P 500 Index Option PTPT | | N/A | Equity/Index | AEL 85LNZLR1WR9SYRVFCH09 | 12/20/2022 | 12/20/2023 | 1,061 | 4,055,824 | 3821.62 | 182,781 | | | 38,079 | | 268,249 | | | (137,086) | | | | | |
| S&P 500 Dividend Aristocrats Daily Risk Control 5% Index | | N/A | Equity/Index | AEL 85LNZLR1WR9SYRVFCH09 | 12/20/2022 | 12/20/2023 | 701 | 1,256,114 | 1790.64 | 26,881 | | | 5,600 | | 3,246 | | | (20,161) | | | | | |
| S&P 500 Index Option PTPT | | N/A | Equity/Index | AEL 85LNZLR1WR9SYRVFCH09 | 12/21/2022 | 12/21/2023 | 1,479 | 5,734,952 | 3878.44 | 265,700 | | | 55,354 | | 357,817 | | | (199,275) | | | | | |
| S&P 500 Indx Opt MOPPT | | N/A | Equity/Index | AEL 85LNZLR1WR9SYRVFCH09 | 12/21/2022 | 12/21/2023 | 2 | 6,979 | 3878.44 | 202 | | | 42 | | 388 | | | (151) | | | | | |
| SPXDSUN Index Option PTPT | | N/A | Equity/Index | AEL 85LNZLR1WR9SYRVFCH09 | 12/21/2022 | 12/21/2023 | 96 | 299,680 | 3124.43 | 12,448 | | | 2,593 | | 4,895 | | | (9,336) | | | | | |
| S&P 500 Dividend Aristocrats Daily Risk Control 5% Index | | N/A | Equity/Index | AEL 85LNZLR1WR9SYRVFCH09 | 12/21/2022 | 12/21/2023 | 597 | 1,072,886 | 1795.9 | 22,960 | | | 4,783 | | 2,266 | | | (17,220) | | | | | |
| Franklin Global Trends Index | | N/A | Equity/Index | AEL 85LNZLR1WR9SYRVFCH09 | 12/21/2022 | 12/21/2023 | 492 | 118,633 | 240.97 | 2,788 | | | 581 | | 129 | | | (2,091) | | | | | |
| Invesco Dynamic Growth Index | | N/A | Equity/Index | AEL 85LNZLR1WR9SYRVFCH09 | 12/22/2022 | 12/22/2023 | 223 | 575,249 | 2578.855 | 12,655 | | | 2,637 | | 546 | | | (9,492) | | | | | |
| S&P 500 Index Option PTPT | | N/A | Equity/Index | AEL 85LNZLR1WR9SYRVFCH09 | 12/22/2022 | 12/22/2023 | 1,820 | 6,958,279 | 3822.39 | 246,015 | | | 51,253 | | 375,289 | | | (184,511) | | | | | |
| SPXDSUN Index Option PTPT | | N/A | Equity/Index | AEL 85LNZLR1WR9SYRVFCH09 | 12/22/2022 | 12/22/2023 | 36 | 111,181 | 3119.48 | 4,744 | | | 988 | | 2,029 | | | (3,558) | | | | | |
| S&P 500 Dividend Aristocrats Daily Risk Control 5% Index | | N/A | Equity/Index | AEL 85LNZLR1WR9SYRVFCH09 | 12/22/2022 | 12/22/2023 | 241 | 432,187 | 1792.83 | 9,249 | | | 1,927 | | 1,055 | | | (6,937) | | | | | |
| Invesco Dynamic Growth Index | | N/A | Equity/Index | AEL 85LNZLR1WR9SYRVFCH09 | 12/23/2022 | 12/22/2023 | 244 | 629,313 | 2577.669 | 13,845 | | | 2,884 | | 622 | | | (10,384) | | | | | |
| S&P 500 Index Option PTPT | | N/A | Equity/Index | AEL 85LNZLR1WR9SYRVFCH09 | 12/23/2022 | 12/22/2023 | 1,431 | 5,501,840 | 3844.82 | 200,150 | | | 41,698 | | 281,845 | | | (150,113) | | | | | |
| S&P Digital | | N/A | Equity/Index | AEL 85LNZLR1WR9SYRVFCH09 | 12/23/2022 | 12/22/2023 | 8 | 32,523 | 3844.82 | 315 | | | 66 | | 442 | | | (237) | | | | | |
| SPXDSUN Index Option PTPT | | N/A | Equity/Index | AEL 85LNZLR1WR9SYRVFCH09 | 12/23/2022 | 12/22/2023 | 16 | 49,780 | 3124.18 | 2,071 | | | 431 | | 808 | | | (1,553) | | | | | |
| S&P 500 Dividend Aristocrats Daily Risk Control 5% Index | | N/A | Equity/Index | AEL 85LNZLR1WR9SYRVFCH09 | 12/23/2022 | 12/22/2023 | 707 | 1,269,344 | 1795.31 | 27,291 | | | 5,686 | | 2,797 | | | (20,468) | | | | | |
| S&P 500 Index Option PTPT | | N/A | Equity/Index | AEL 85LNZLR1WR9SYRVFCH09 | 12/23/2022 | 12/26/2023 | 346 | 1,331,906 | 3844.82 | 90,518 | | | 18,858 | | 113,813 | | | (67,888) | | | | | |
| S&P 500 Dividend Aristocrats Daily Risk Control 5% Index | | N/A | Equity/Index | AEL 85LNZLR1WR9SYRVFCH09 | 12/23/2022 | 12/26/2023 | 192 | 345,024 | 1795.31 | 7,384 | | | 1,538 | | 813 | | | (5,538) | | | | | |
| S&P 500 Index Option PTPT | | N/A | Equity/Index | AEL 85LNZLR1WR9SYRVFCH09 | 12/27/2022 | 12/27/2023 | 589 | 2,256,042 | 3829.25 | 158,510 | | | 33,023 | | 210,984 | | | (118,883) | | | | | |

E06.33

STATEMENT AS OF SEPTEMBER 30, 2023 OF THE EAGLE LIFE INSURANCE COMPANY

SCHEDULE DB - PART A - SECTION 1

Showing all Options, Caps, Floors, Collars, Swaps and Forwards Open as of Current Statement Date

| 1 | 2 | 3 | 4 | 5 | 6 | 7 | 8 | 9 | 10 | 11 | 12 | 13 | 14 | 15 | 16 | 17 | 18 | 19 | 20 | 21 | 22 | 23 | |
|--|---|------------------------------|------------------------|---|------------|--------------------------------|---------------------|-----------------|---|--|--|---------------------|-------------------------------|------|------------|---|--|--|---|--------------------|------------------------------------|---|--|
| Description | Description of Item(s) Hedged, Used for Income Generation or Replicated | Schedule/ Exhibit Identifier | Type(s) of Risk(s) (a) | Exchange, Counterparty or Central Clearinghouse | Trade Date | Date of Maturity or Expiration | Number of Contracts | Notional Amount | Strike Price, Rate or Index Received (Paid) | Cumulative Prior Year(s) Initial Cost of Un-discounted Premium (Received) Paid | Current Year Initial Cost of Un-discounted Premium (Received) Paid | Current Year Income | Book/ Adjusted Carrying Value | Code | Fair Value | Unrealized Valuation Increase/ (Decrease) | Total Foreign Exchange Change in B./A.C.V. | Current Year's (Amortization)/ Accretion | Adjustment to Carrying Value of Hedged Item | Potential Exposure | Credit Quality of Reference Entity | Hedge Effectiveness at Inception and at Quarter-end (b) | |
| SPXDSUN Index Option PTPT | | N/A | Equity/Index | AEL 85LNZLR1WR9SYRVFCH09 | 12/27/2022 | 12/27/2023 | 109 | 340,664 | 3127.52 | 13,627 | | | 2,839 | | 5,062 | | | (10,220) | | | | | |
| S&P 500 Dividend Aristocrats Daily Risk Control 5% Index | | N/A | Equity/Index | AEL 85LNZLR1WR9SYRVFCH09 | 12/27/2022 | 12/27/2023 | 248 | 445,285 | 1796.35 | 9,485 | | | 1,976 | | 1,022 | | | (7,113) | | | | | |
| Franklin Global Trends Index | | N/A | Equity/Index | AEL 85LNZLR1WR9SYRVFCH09 | 12/28/2022 | 12/28/2023 | 379 | 90,540 | 238.84 | 2,119 | | | 441 | | 229 | | | (1,589) | | | | | |
| Invesco Dynamic Growth Index | | N/A | Equity/Index | AEL 85LNZLR1WR9SYRVFCH09 | 12/28/2022 | 12/28/2023 | 96 | 247,222 | 2562.808 | 5,439 | | | 1,133 | | 440 | | | (4,079) | | | | | |
| S&P 500 Index Option PTPT | | N/A | Equity/Index | AEL 85LNZLR1WR9SYRVFCH09 | 12/28/2022 | 12/28/2023 | 1,089 | 4,119,007 | 3783.22 | 188,948 | | | 39,364 | | 279,585 | | | (141,711) | | | | | |
| S&P 500 Index Opt MOPPT | | N/A | Equity/Index | AEL 85LNZLR1WR9SYRVFCH09 | 12/28/2022 | 12/28/2023 | 9 | 35,569 | 3783.22 | 950 | | | 198 | | 617 | | | (712) | | | | | |
| SPXDSUN Index Option PTPT | | N/A | Equity/Index | AEL 85LNZLR1WR9SYRVFCH09 | 12/28/2022 | 12/28/2023 | 129 | 401,358 | 3117.34 | 16,577 | | | 3,454 | | 7,299 | | | (12,433) | | | | | |
| S&P 500 Dividend Aristocrats Daily Risk Control 5% Index | | N/A | Equity/Index | AEL 85LNZLR1WR9SYRVFCH09 | 12/28/2022 | 12/28/2023 | 191 | 342,465 | 1790.28 | 7,500 | | | 1,562 | | 1,013 | | | (5,625) | | | | | |
| S&P 500 Index Option PTPT | | N/A | Equity/Index | AEL 85LNZLR1WR9SYRVFCH09 | 12/30/2022 | 12/29/2023 | 1,470 | 5,645,624 | 3839.5 | 225,379 | | | 46,954 | | 320,989 | | | (169,034) | | | | | |
| SPXDSUN Index Option PTPT | | N/A | Equity/Index | AEL 85LNZLR1WR9SYRVFCH09 | 12/30/2022 | 12/29/2023 | 10 | 32,605 | 3121.73 | 1,363 | | | 284 | | 582 | | | (1,022) | | | | | |
| S&P 500 Index Option PTPT | | N/A | Equity/Index | AEL 85LNZLR1WR9SYRVFCH09 | 12/29/2022 | 12/29/2023 | 1,200 | 4,620,490 | 3849.28 | 202,684 | | | 42,226 | | 303,578 | | | (152,013) | | | | | |
| SPXDSUN Index Option PTPT | | N/A | Equity/Index | AEL 85LNZLR1WR9SYRVFCH09 | 12/29/2022 | 12/29/2023 | 6 | 19,726 | 3127.34 | 854 | | | 178 | | 360 | | | (641) | | | | | |
| S&P 500 Dividend Aristocrats Daily Risk Control 5% Index | | N/A | Equity/Index | AEL 85LNZLR1WR9SYRVFCH09 | 12/29/2022 | 12/29/2023 | 436 | 782,731 | 1795.8 | 16,907 | | | 3,522 | | 1,896 | | | (12,680) | | | | | |
| Invesco Dynamic Growth Index | | N/A | Equity/Index | AEL 85LNZLR1WR9SYRVFCH09 | 12/29/2022 | 12/29/2023 | 51 | 130,079 | 2572.202 | 2,862 | | | 596 | | 177 | | | (2,146) | | | | | |
| S&P 500 Dividend Aristocrats Daily Risk Control 5% Index | | N/A | Equity/Index | AEL 85LNZLR1WR9SYRVFCH09 | 12/30/2022 | 12/29/2023 | 1,208 | 2,165,864 | 1792.36 | 46,566 | | | 9,701 | | 6,002 | | | (34,925) | | | | | |
| S&P 500 Index Option PTPT | | N/A | Equity/Index | AEL 85LNZLR1WR9SYRVFCH09 | 12/30/2022 | 01/02/2024 | 441 | 1,694,929 | 3839.5 | 101,394 | | | 21,124 | | 131,930 | | | (76,045) | | | | | |
| SPXDSUN Index Option PTPT | | N/A | Equity/Index | AEL 85LNZLR1WR9SYRVFCH09 | 12/30/2022 | 01/02/2024 | 7 | 21,603 | 3121.73 | 987 | | | 206 | | 471 | | | (740) | | | | | |
| S&P 500 Dividend Aristocrats Daily Risk Control 5% Index | | N/A | Equity/Index | AEL 85LNZLR1WR9SYRVFCH09 | 12/30/2022 | 01/02/2024 | 84 | 149,760 | 1792.36 | 3,205 | | | 668 | | 439 | | | (2,404) | | | | | |
| Invesco Dynamic Growth Index | | N/A | Equity/Index | AEL 85LNZLR1WR9SYRVFCH09 | 12/01/2022 | 11/29/2024 | 135 | 352,800 | 2609.949 | 10,796 | | | 6,522 | | 2,045 | | | (4,048) | | | | | |
| S&P 500 Dividend Aristocrats Daily Risk Control 5% Index | | N/A | Equity/Index | AEL 85LNZLR1WR9SYRVFCH09 | 12/02/2022 | 12/02/2024 | 123 | 223,197 | 1813.74 | 6,629 | | | 4,005 | | 2,169 | | | (2,486) | | | | | |
| S&P 500 Dividend Aristocrats Daily Risk Control 5% Index | | N/A | Equity/Index | AEL 85LNZLR1WR9SYRVFCH09 | 12/05/2022 | 12/05/2024 | 119 | 214,613 | 1806.17 | 6,395 | | | 3,864 | | 2,359 | | | (2,398) | | | | | |

E06.34

STATEMENT AS OF SEPTEMBER 30, 2023 OF THE EAGLE LIFE INSURANCE COMPANY

SCHEDULE DB - PART A - SECTION 1

Showing all Options, Caps, Floors, Collars, Swaps and Forwards Open as of Current Statement Date

| 1 | 2 | 3 | 4 | 5 | 6 | 7 | 8 | 9 | 10 | 11 | 12 | 13 | 14 | 15 | 16 | 17 | 18 | 19 | 20 | 21 | 22 | 23 | |
|--|---|------------------------------|------------------------|---|------------|--------------------------------|---------------------|-----------------|---|--|--|---------------------|-------------------------------|------|------------|---|--|--|---|--------------------|------------------------------------|---|--|
| Description | Description of Item(s) Hedged, Used for Income Generation or Replicated | Schedule/ Exhibit Identifier | Type(s) of Risk(s) (a) | Exchange, Counterparty or Central Clearinghouse | Trade Date | Date of Maturity or Expiration | Number of Contracts | Notional Amount | Strike Price, Rate or Index Received (Paid) | Cumulative Prior Year(s) Initial Cost of Un-discounted Premium (Received) Paid | Current Year Initial Cost of Un-discounted Premium (Received) Paid | Current Year Income | Book/ Adjusted Carrying Value | Code | Fair Value | Unrealized Valuation Increase/ (Decrease) | Total Foreign Exchange Change in B./A.C.V. | Current Year's (Amortization)/ Accretion | Adjustment to Carrying Value of Hedged Item | Potential Exposure | Credit Quality of Reference Entity | Hedge Effectiveness at Inception and at Quarter-end (b) | |
| Invesco Dynamic Growth Index | | N/A | Equity/Index | AEL 85LNZLR1WR9SYRVFCH09 | 12/05/2022 | 12/05/2024 | 204 | 529,045 | 2599.251 | 16,189 | | | 9,781 | | 3,547 | | | (6,071) | | | | | |
| Invesco Dynamic Growth Index | | N/A | Equity/Index | AEL 85LNZLR1WR9SYRVFCH09 | 12/06/2022 | 12/06/2024 | 150 | 390,021 | 2599.061 | 11,935 | | | 7,211 | | 2,628 | | | (4,475) | | | | | |
| S&P 500 Dividend Aristocrats Daily Risk Control 5% Index | | N/A | Equity/Index | AEL 85LNZLR1WR9SYRVFCH09 | 12/06/2022 | 12/06/2024 | 81 | 145,500 | 1802.9 | 4,540 | | | 2,743 | | 1,683 | | | (1,702) | | | | | |
| S&P 500 Index Option PTP | | N/A | Equity/Index | AEL 85LNZLR1WR9SYRVFCH09 | 12/07/2022 | 12/06/2024 | 18 | 69,805 | 3933.92 | 8,141 | | | 4,919 | | 8,982 | | | (3,053) | | | | | |
| S&P 500 Dividend Aristocrats Daily Risk Control 5% Index | | N/A | Equity/Index | AEL 85LNZLR1WR9SYRVFCH09 | 12/07/2022 | 12/06/2024 | 69 | 124,559 | 1802.76 | 3,849 | | | 2,325 | | 1,444 | | | (1,443) | | | | | |
| Invesco Dynamic Growth Index | | N/A | Equity/Index | AEL 85LNZLR1WR9SYRVFCH09 | 12/07/2022 | 12/06/2024 | 484 | 1,261,794 | 2604.685 | 38,737 | | | 23,404 | | 7,952 | | | (14,526) | | | | | |
| Franklin Global Trends Index | | N/A | Equity/Index | AEL 85LNZLR1WR9SYRVFCH09 | 12/09/2022 | 12/09/2024 | 126 | 30,324 | 241.09 | 998 | | | 603 | | 292 | | | (374) | | | | | |
| Invesco Dynamic Growth Index | | N/A | Equity/Index | AEL 85LNZLR1WR9SYRVFCH09 | 12/09/2022 | 12/09/2024 | 83 | 215,048 | 2594.039 | 6,602 | | | 3,989 | | 1,549 | | | (2,476) | | | | | |
| S&P 500 Dividend Aristocrats Daily Risk Control 5% Index | | N/A | Equity/Index | AEL 85LNZLR1WR9SYRVFCH09 | 12/09/2022 | 12/09/2024 | 147 | 265,269 | 1801.6 | 7,879 | | | 4,760 | | 3,148 | | | (2,954) | | | | | |
| Invesco Dynamic Growth Index | | N/A | Equity/Index | AEL 85LNZLR1WR9SYRVFCH09 | 12/12/2022 | 12/12/2024 | 197 | 512,307 | 2595.731 | 15,728 | | | 9,502 | | 3,645 | | | (5,898) | | | | | |
| S&P 500 Dividend Aristocrats Daily Risk Control 5% Index | | N/A | Equity/Index | AEL 85LNZLR1WR9SYRVFCH09 | 12/12/2022 | 12/12/2024 | 479 | 864,913 | 1806.92 | 25,774 | | | 15,572 | | 9,539 | | | (9,665) | | | | | |
| Invesco Dynamic Growth Index | | N/A | Equity/Index | AEL 85LNZLR1WR9SYRVFCH09 | 12/13/2022 | 12/13/2024 | 781 | 2,034,345 | 2605.932 | 62,658 | | | 37,856 | | 12,877 | | | (23,497) | | | | | |
| S&P 500 Dividend Aristocrats Daily Risk Control 5% Index | | N/A | Equity/Index | AEL 85LNZLR1WR9SYRVFCH09 | 12/13/2022 | 12/13/2024 | 50 | 89,634 | 1809.79 | 2,689 | | | 1,625 | | 949 | | | (1,008) | | | | | |
| Franklin Global Trends Index | | N/A | Equity/Index | AEL 85LNZLR1WR9SYRVFCH09 | 12/14/2022 | 12/13/2024 | 787 | 190,386 | 242.02 | 6,283 | | | 3,796 | | 1,654 | | | (2,356) | | | | | |
| Invesco Dynamic Growth Index | | N/A | Equity/Index | AEL 85LNZLR1WR9SYRVFCH09 | 12/14/2022 | 12/13/2024 | 173 | 451,298 | 2603.759 | 13,900 | | | 8,398 | | 2,931 | | | (5,212) | | | | | |
| S&P 500 Index Option PTP | | N/A | Equity/Index | AEL 85LNZLR1WR9SYRVFCH09 | 12/14/2022 | 12/13/2024 | 103 | 410,386 | 3995.32 | 44,219 | | | 26,716 | | 53,957 | | | (16,582) | | | | | |
| S&P 500 Dividend Aristocrats Daily Risk Control 5% Index | | N/A | Equity/Index | AEL 85LNZLR1WR9SYRVFCH09 | 12/14/2022 | 12/13/2024 | 16 | 28,373 | 1806.81 | 877 | | | 530 | | 314 | | | (329) | | | | | |
| Invesco Dynamic Growth Index | | N/A | Equity/Index | AEL 85LNZLR1WR9SYRVFCH09 | 12/15/2022 | 12/13/2024 | 139 | 362,287 | 2599.22 | 11,122 | | | 6,720 | | 2,482 | | | (4,171) | | | | | |
| Invesco Dynamic Growth Index | | N/A | Equity/Index | AEL 85LNZLR1WR9SYRVFCH09 | 12/16/2022 | 12/16/2024 | 9 | 24,157 | 2593.37 | 742 | | | 448 | | 178 | | | (278) | | | | | |
| S&P 500 Dividend Aristocrats Daily Risk Control 5% Index | | N/A | Equity/Index | AEL 85LNZLR1WR9SYRVFCH09 | 12/19/2022 | 12/19/2024 | 49 | 87,300 | 1790.27 | 2,750 | | | 1,661 | | 1,243 | | | (1,031) | | | | | |

E06.35

STATEMENT AS OF SEPTEMBER 30, 2023 OF THE EAGLE LIFE INSURANCE COMPANY

SCHEDULE DB - PART A - SECTION 1

Showing all Options, Caps, Floors, Collars, Swaps and Forwards Open as of Current Statement Date

| 1 | 2 | 3 | 4 | 5 | 6 | 7 | 8 | 9 | 10 | 11 | 12 | 13 | 14 | 15 | 16 | 17 | 18 | 19 | 20 | 21 | 22 | 23 | |
|--|---|------------------------------|------------------------|---|------------|--------------------------------|---------------------|-----------------|---|--|--|---------------------|-------------------------------|------|------------|---|--|--|---|--------------------|------------------------------------|---|--|
| Description | Description of Item(s) Hedged, Used for Income Generation or Replicated | Schedule/ Exhibit Identifier | Type(s) of Risk(s) (a) | Exchange, Counterparty or Central Clearinghouse | Trade Date | Date of Maturity or Expiration | Number of Contracts | Notional Amount | Strike Price, Rate or Index Received (Paid) | Cumulative Prior Year(s) Initial Cost of Un-discounted Premium (Received) Paid | Current Year Initial Cost of Un-discounted Premium (Received) Paid | Current Year Income | Book/ Adjusted Carrying Value | Code | Fair Value | Unrealized Valuation Increase/ (Decrease) | Total Foreign Exchange Change in B./A.C.V. | Current Year's (Amortization)/ Accretion | Adjustment to Carrying Value of Hedged Item | Potential Exposure | Credit Quality of Reference Entity | Hedge Effectiveness at Inception and at Quarter-end (b) | |
| Invesco Dynamic Growth Index | | N/A | Equity/Index | AEL 85LNZLR1WR9SYRVFCH09 | 12/20/2022 | 12/20/2024 | 527 | 1,359,593 | 2578.415 | 41,740 | | | 25,218 | | 11,993 | | | (15,652) | | | | | |
| S&P 500 Dividend Aristocrats Daily Risk Control 5% Index | | N/A | Equity/Index | AEL 85LNZLR1WR9SYRVFCH09 | 12/20/2022 | 12/20/2024 | 176 | 314,644 | 1790.64 | 9,439 | | | 5,703 | | 4,466 | | | (3,540) | | | | | |
| S&P 500 Index Option PTP | | N/A | Equity/Index | AEL 85LNZLR1WR9SYRVFCH09 | 12/21/2022 | 12/20/2024 | 61 | 235,314 | 3878.44 | 25,887 | | | 15,640 | | 34,350 | | | (9,708) | | | | | |
| S&P 500 Dividend Aristocrats Daily Risk Control 5% Index | | N/A | Equity/Index | AEL 85LNZLR1WR9SYRVFCH09 | 12/21/2022 | 12/20/2024 | 51 | 91,860 | 1795.9 | 2,848 | | | 1,720 | | 1,210 | | | (1,068) | | | | | |
| Franklin Global Trends Index | | N/A | Equity/Index | AEL 85LNZLR1WR9SYRVFCH09 | 12/21/2022 | 12/20/2024 | 1,142 | 275,113 | 240.97 | 9,079 | | | 5,485 | | 2,754 | | | (3,405) | | | | | |
| Invesco Dynamic Growth Index | | N/A | Equity/Index | AEL 85LNZLR1WR9SYRVFCH09 | 12/21/2022 | 12/20/2024 | 147 | 379,731 | 2584.894 | 11,658 | | | 7,043 | | 3,117 | | | (4,372) | | | | | |
| Invesco Dynamic Growth Index | | N/A | Equity/Index | AEL 85LNZLR1WR9SYRVFCH09 | 12/22/2022 | 12/20/2024 | 255 | 658,274 | 2578.855 | 20,209 | | | 12,210 | | 5,778 | | | (7,578) | | | | | |
| S&P 500 Dividend Aristocrats Daily Risk Control 5% Index | | N/A | Equity/Index | AEL 85LNZLR1WR9SYRVFCH09 | 12/22/2022 | 12/20/2024 | 394 | 705,942 | 1792.83 | 21,955 | | | 13,264 | | 9,715 | | | (8,233) | | | | | |
| Franklin Global Trends Index | | N/A | Equity/Index | AEL 85LNZLR1WR9SYRVFCH09 | 12/23/2022 | 12/23/2024 | 910 | 218,678 | 240.24 | 7,216 | | | 4,360 | | 2,399 | | | (2,706) | | | | | |
| Invesco Dynamic Growth Index | | N/A | Equity/Index | AEL 85LNZLR1WR9SYRVFCH09 | 12/23/2022 | 12/23/2024 | 111 | 285,559 | 2577.669 | 8,767 | | | 5,297 | | 2,556 | | | (3,288) | | | | | |
| S&P 500 Dividend Aristocrats Daily Risk Control 5% Index | | N/A | Equity/Index | AEL 85LNZLR1WR9SYRVFCH09 | 12/27/2022 | 12/27/2024 | 9 | 15,308 | 1796.35 | 468 | | | 283 | | 203 | | | (176) | | | | | |
| Invesco Dynamic Growth Index | | N/A | Equity/Index | AEL 85LNZLR1WR9SYRVFCH09 | 12/28/2022 | 12/27/2024 | 807 | 2,068,554 | 2562.808 | 63,298 | | | 38,242 | | 21,900 | | | (23,737) | | | | | |
| S&P 500 Dividend Aristocrats Daily Risk Control 5% Index | | N/A | Equity/Index | AEL 85LNZLR1WR9SYRVFCH09 | 12/28/2022 | 12/27/2024 | 52 | 93,530 | 1790.28 | 2,946 | | | 1,780 | | 1,350 | | | (1,105) | | | | | |
| S&P 500 Dividend Aristocrats Daily Risk Control 5% Index | | N/A | Equity/Index | AEL 85LNZLR1WR9SYRVFCH09 | 12/29/2022 | 12/27/2024 | 9 | 16,017 | 1795.8 | 479 | | | 289 | | 214 | | | (180) | | | | | |
| Invesco Dynamic Growth Index | | N/A | Equity/Index | AEL 85LNZLR1WR9SYRVFCH09 | 12/29/2022 | 12/27/2024 | 298 | 767,308 | 2572.202 | 23,480 | | | 14,186 | | 7,350 | | | (8,805) | | | | | |
| Invesco Dynamic Growth Index | | N/A | Equity/Index | AEL 85LNZLR1WR9SYRVFCH09 | 12/30/2022 | 12/30/2024 | 119 | 305,497 | 2569.16 | 9,348 | | | 5,648 | | 3,041 | | | (3,506) | | | | | |
| S&P 500 Index Option PTP | | N/A | Equity/Index | AEL 85LNZLR1WR9SYRVFCH09 | 12/21/2022 | 12/21/2027 | 27 | 102,850 | 3878.44 | 11,859 | | | 9,981 | | 14,206 | | | (1,779) | | | | | |
| Invesco Dynamic Growth Index | | N/A | Equity/Index | AEL 85LNZLR1WR9SYRVFCH09 | 01/03/2023 | 01/03/2024 | 82 | 210,478 | 2571.41 | | 4,631 | | 1,351 | | 321 | | | (3,280) | | | | | |
| S&P 500 Index Option PTP | | N/A | Equity/Index | AEL 85LNZLR1WR9SYRVFCH09 | 01/03/2023 | 01/03/2024 | 552 | 2,112,531 | 3824.14 | | 155,010 | | 45,211 | | 210,063 | | | (109,799) | | | | | |
| SPXDSUN Index Option PTP | | N/A | Equity/Index | AEL 85LNZLR1WR9SYRVFCH09 | 01/03/2023 | 01/03/2024 | 11 | 35,126 | 3123.78 | | 1,588 | | 463 | | 755 | | | (1,125) | | | | | |
| S&P 500 Dividend Aristocrats Daily Risk Control 5% Index | | N/A | Equity/Index | AEL 85LNZLR1WR9SYRVFCH09 | 01/03/2023 | 01/03/2024 | 209 | 375,223 | 1792.66 | | 8,067 | | 2,353 | | 1,103 | | | (5,714) | | | | | |

E06.36

STATEMENT AS OF SEPTEMBER 30, 2023 OF THE EAGLE LIFE INSURANCE COMPANY

SCHEDULE DB - PART A - SECTION 1

Showing all Options, Caps, Floors, Collars, Swaps and Forwards Open as of Current Statement Date

| 1 | 2 | 3 | 4 | 5 | 6 | 7 | 8 | 9 | 10 | 11 | 12 | 13 | 14 | 15 | 16 | 17 | 18 | 19 | 20 | 21 | 22 | 23 | |
|--|---|------------------------------|------------------------|---|------------|--------------------------------|---------------------|-----------------|---|--|--|---------------------|-------------------------------|------|------------|---|--|--|---|--------------------|------------------------------------|---|--|
| Description | Description of Item(s) Hedged, Used for Income Generation or Replicated | Schedule/ Exhibit Identifier | Type(s) of Risk(s) (a) | Exchange, Counterparty or Central Clearinghouse | Trade Date | Date of Maturity or Expiration | Number of Contracts | Notional Amount | Strike Price, Rate or Index Received (Paid) | Cumulative Prior Year(s) Initial Cost of Un-discounted Premium (Received) Paid | Current Year Initial Cost of Un-discounted Premium (Received) Paid | Current Year Income | Book/ Adjusted Carrying Value | Code | Fair Value | Unrealized Valuation Increase/ (Decrease) | Total Foreign Exchange Change in B./A.C.V. | Current Year's (Amortization)/ Accretion | Adjustment to Carrying Value of Hedged Item | Potential Exposure | Credit Quality of Reference Entity | Hedge Effectiveness at Inception and at Quarter-end (b) | |
| S&P 500 Index Option PTPT | | N/A | Equity/Index | AEL 85LNZLR1WR9SYRVFCH09 | 01/04/2023 | 01/04/2024 | 1,201 | 4,625,981 | 3852.97 | | 219,501 | | 64,021 | | 313,324 | | | (155,480) | | | | | |
| SPXDSUN Index Option PTPT | | N/A | Equity/Index | AEL 85LNZLR1WR9SYRVFCH09 | 01/04/2023 | 01/04/2024 | 108 | 339,630 | 3132.88 | | 13,693 | | 3,994 | | 5,165 | | | (9,699) | | | | | |
| S&P 500 Dividend Aristocrats Daily Risk Control 5% Index | | N/A | Equity/Index | AEL 85LNZLR1WR9SYRVFCH09 | 01/04/2023 | 01/04/2024 | 78 | 139,795 | 1797.66 | | 3,057 | | 892 | | 345 | | | (2,166) | | | | | |
| Franklin Global Trends Index | | N/A | Equity/Index | AEL 85LNZLR1WR9SYRVFCH09 | 01/04/2023 | 01/04/2024 | 230 | 55,420 | 241.05 | | 1,297 | | 378 | | 78 | | | (919) | | | | | |
| Invesco Dynamic Growth Index | | N/A | Equity/Index | AEL 85LNZLR1WR9SYRVFCH09 | 01/04/2023 | 01/04/2024 | 31 | 81,064 | 2583.862 | | 1,783 | | 520 | | 86 | | | (1,263) | | | | | |
| Invesco Dynamic Growth Index | | N/A | Equity/Index | AEL 85LNZLR1WR9SYRVFCH09 | 01/05/2023 | 01/05/2024 | 295 | 760,320 | 2579.656 | | 16,727 | | 4,879 | | 939 | | | (11,848) | | | | | |
| S&P 500 Index Option PTPT | | N/A | Equity/Index | AEL 85LNZLR1WR9SYRVFCH09 | 01/05/2023 | 01/05/2024 | 968 | 3,687,284 | 3808.1 | | 126,831 | | 36,992 | | 189,296 | | | (89,839) | | | | | |
| S&P Digital | | N/A | Equity/Index | AEL 85LNZLR1WR9SYRVFCH09 | 01/05/2023 | 01/05/2024 | 5 | 17,429 | 3808.1 | | 168 | | 49 | | 236 | | | (119) | | | | | |
| SPXDSUN Index Option PTPT | | N/A | Equity/Index | AEL 85LNZLR1WR9SYRVFCH09 | 01/05/2023 | 01/05/2024 | 14 | 44,514 | 3121.78 | | 1,901 | | 554 | | 842 | | | (1,346) | | | | | |
| S&P 500 Dividend Aristocrats Daily Risk Control 5% Index | | N/A | Equity/Index | AEL 85LNZLR1WR9SYRVFCH09 | 01/05/2023 | 01/05/2024 | 403 | 722,278 | 1791.07 | | 15,385 | | 4,487 | | 2,311 | | | (10,897) | | | | | |
| S&P 500 Index Option PTPT | | N/A | Equity/Index | AEL 85LNZLR1WR9SYRVFCH09 | 01/06/2023 | 01/05/2024 | 1,226 | 4,776,794 | 3895.08 | | 173,748 | | 50,676 | | 246,120 | | | (123,071) | | | | | |
| SPXDSUN Index Option PTPT | | N/A | Equity/Index | AEL 85LNZLR1WR9SYRVFCH09 | 01/06/2023 | 01/05/2024 | 34 | 107,214 | 3141.49 | | 4,497 | | 1,312 | | 1,636 | | | (3,185) | | | | | |
| S&P 500 Dividend Aristocrats Daily Risk Control 5% Index | | N/A | Equity/Index | AEL 85LNZLR1WR9SYRVFCH09 | 01/06/2023 | 01/05/2024 | 918 | 1,654,954 | 1802.15 | | 35,251 | | 10,281 | | 3,479 | | | (24,969) | | | | | |
| S&P 500 Index Option PTPT | | N/A | Equity/Index | AEL 85LNZLR1WR9SYRVFCH09 | 01/06/2023 | 01/08/2024 | 948 | 3,693,397 | 3895.08 | | 147,953 | | 43,153 | | 197,079 | | | (104,800) | | | | | |
| SPXDSUN Index Option PTPT | | N/A | Equity/Index | AEL 85LNZLR1WR9SYRVFCH09 | 01/06/2023 | 01/08/2024 | 71 | 223,140 | 3141.49 | | 9,751 | | 2,844 | | 3,761 | | | (6,907) | | | | | |
| S&P 500 Dividend Aristocrats Daily Risk Control 5% Index | | N/A | Equity/Index | AEL 85LNZLR1WR9SYRVFCH09 | 01/06/2023 | 01/08/2024 | 275 | 496,000 | 1802.15 | | 10,565 | | 3,081 | | 1,092 | | | (7,483) | | | | | |
| Invesco Dynamic Growth Index | | N/A | Equity/Index | AEL 85LNZLR1WR9SYRVFCH09 | 01/09/2023 | 01/09/2024 | 70 | 183,348 | 2603.377 | | 4,034 | | 1,176 | | 116 | | | (2,857) | | | | | |
| S&P 500 Index Option PTPT | | N/A | Equity/Index | AEL 85LNZLR1WR9SYRVFCH09 | 01/09/2023 | 01/09/2024 | 498 | 1,938,042 | 3892.09 | | 129,005 | | 37,626 | | 169,357 | | | (91,378) | | | | | |
| S&P 500 Dividend Aristocrats Daily Risk Control 5% Index | | N/A | Equity/Index | AEL 85LNZLR1WR9SYRVFCH09 | 01/09/2023 | 01/09/2024 | 246 | 442,958 | 1799.78 | | 9,524 | | 2,778 | | 1,083 | | | (6,746) | | | | | |
| Invesco Dynamic Growth Index | | N/A | Equity/Index | AEL 85LNZLR1WR9SYRVFCH09 | 01/10/2023 | 01/10/2024 | 95 | 246,525 | 2600.59 | | 5,424 | | 1,582 | | 175 | | | (3,842) | | | | | |
| S&P 500 Index Option PTPT | | N/A | Equity/Index | AEL 85LNZLR1WR9SYRVFCH09 | 01/10/2023 | 01/10/2024 | 790 | 3,097,822 | 3919.25 | | 140,793 | | 41,065 | | 187,933 | | | (99,728) | | | | | |
| S&P 500 Dividend Aristocrats Daily Risk Control 5% Index | | N/A | Equity/Index | AEL 85LNZLR1WR9SYRVFCH09 | 01/10/2023 | 01/10/2024 | 353 | 635,465 | 1802.1 | | 13,726 | | 4,003 | | 1,444 | | | (9,723) | | | | | |

STATEMENT AS OF SEPTEMBER 30, 2023 OF THE EAGLE LIFE INSURANCE COMPANY

SCHEDULE DB - PART A - SECTION 1

Showing all Options, Caps, Floors, Collars, Swaps and Forwards Open as of Current Statement Date

| 1 | 2 | 3 | 4 | 5 | 6 | 7 | 8 | 9 | 10 | 11 | 12 | 13 | 14 | 15 | 16 | 17 | 18 | 19 | 20 | 21 | 22 | 23 | |
|--|---|------------------------------|------------------------|---|------------|--------------------------------|---------------------|-----------------|---|--|--|---------------------|-------------------------------|------|------------|---|--|--|---|--------------------|------------------------------------|---|--|
| Description | Description of Item(s) Hedged, Used for Income Generation or Replicated | Schedule/ Exhibit Identifier | Type(s) of Risk(s) (a) | Exchange, Counterparty or Central Clearinghouse | Trade Date | Date of Maturity or Expiration | Number of Contracts | Notional Amount | Strike Price, Rate or Index Received (Paid) | Cumulative Prior Year(s) Initial Cost of Un-discounted Premium (Received) Paid | Current Year Initial Cost of Un-discounted Premium (Received) Paid | Current Year Income | Book/ Adjusted Carrying Value | Code | Fair Value | Unrealized Valuation Increase/ (Decrease) | Total Foreign Exchange Change in B./A.C.V. | Current Year's (Amortization)/ Accretion | Adjustment to Carrying Value of Hedged Item | Potential Exposure | Credit Quality of Reference Entity | Hedge Effectiveness at Inception and at Quarter-end (b) | |
| Franklin Global Trends Index | | N/A | Equity/Index | AEL 85LNZLR1WR9SYRVFCH09 | 01/11/2023 | 01/11/2024 | 1,014 | 246,411 | 242.96 | | 5,766 | | 1,682 | | 209 | | | (4,084) | | | | | |
| S&P 500 Index Option | | N/A | Equity/Index | AEL 85LNZLR1WR9SYRVFCH09 | 01/11/2023 | 01/11/2024 | 1,422 | 5,644,319 | 3969.61 | | 221,619 | | 64,639 | | 280,136 | | | (156,980) | | | | | |
| S&P Digital | | N/A | Equity/Index | AEL 85LNZLR1WR9SYRVFCH09 | 01/11/2023 | 01/11/2024 | 2 | 9,072 | 3969.61 | | 91 | | 26 | | 115 | | | (64) | | | | | |
| SPXDSUN Index Option | | N/A | Equity/Index | AEL 85LNZLR1WR9SYRVFCH09 | 01/11/2023 | 01/11/2024 | 139 | 437,213 | 3152.65 | | 17,046 | | 4,972 | | 5,221 | | | (12,074) | | | | | |
| S&P 500 Dividend Aristocrats Daily Risk Control 5% Index | | N/A | Equity/Index | AEL 85LNZLR1WR9SYRVFCH09 | 01/11/2023 | 01/11/2024 | 508 | 918,638 | 1807.44 | | 19,659 | | 5,734 | | 1,724 | | | (13,925) | | | | | |
| Invesco Dynamic Growth Index | | N/A | Equity/Index | AEL 85LNZLR1WR9SYRVFCH09 | 01/12/2023 | 01/12/2024 | 97 | 252,900 | 2617.67 | | 5,564 | | 1,623 | | 107 | | | (3,941) | | | | | |
| S&P 500 Index Option | | N/A | Equity/Index | AEL 85LNZLR1WR9SYRVFCH09 | 01/12/2023 | 01/12/2024 | 741 | 2,952,129 | 3983.17 | | 96,638 | | 28,186 | | 123,288 | | | (68,452) | | | | | |
| S&P 500 Dividend Aristocrats Daily Risk Control 5% Index | | N/A | Equity/Index | AEL 85LNZLR1WR9SYRVFCH09 | 01/12/2023 | 01/12/2024 | 340 | 614,895 | 1806.71 | | 13,282 | | 3,874 | | 1,206 | | | (9,408) | | | | | |
| Invesco Dynamic Growth Index | | N/A | Equity/Index | AEL 85LNZLR1WR9SYRVFCH09 | 01/13/2023 | 01/12/2024 | 143 | 373,989 | 2614.491 | | 8,228 | | 2,400 | | 176 | | | (5,828) | | | | | |
| S&P 500 Index Option | | N/A | Equity/Index | AEL 85LNZLR1WR9SYRVFCH09 | 01/13/2023 | 01/12/2024 | 3,305 | 13,217,698 | 3999.09 | | 549,862 | | 160,376 | | 667,885 | | | (389,485) | | | | | |
| S&P Digital | | N/A | Equity/Index | AEL 85LNZLR1WR9SYRVFCH09 | 01/13/2023 | 01/12/2024 | 8 | 30,862 | 3999.09 | | 310 | | 91 | | 386 | | | (220) | | | | | |
| SPXDSUN Index Option | | N/A | Equity/Index | AEL 85LNZLR1WR9SYRVFCH09 | 01/13/2023 | 01/12/2024 | 52 | 163,342 | 3155.62 | | 6,966 | | 2,032 | | 2,293 | | | (4,934) | | | | | |
| S&P 500 Dividend Aristocrats Daily Risk Control 5% Index | | N/A | Equity/Index | AEL 85LNZLR1WR9SYRVFCH09 | 01/13/2023 | 01/12/2024 | 576 | 1,042,652 | 1808.7 | | 22,313 | | 6,508 | | 1,892 | | | (15,805) | | | | | |
| S&P 500 Index Option | | N/A | Equity/Index | AEL 85LNZLR1WR9SYRVFCH09 | 01/13/2023 | 01/16/2024 | 477 | 1,907,743 | 3999.09 | | 132,100 | | 38,529 | | 137,782 | | | (93,571) | | | | | |
| SPXDSUN Index Option | | N/A | Equity/Index | AEL 85LNZLR1WR9SYRVFCH09 | 01/13/2023 | 01/16/2024 | 64 | 202,484 | 3155.62 | | 8,600 | | 2,508 | | 2,864 | | | (6,091) | | | | | |
| S&P 500 Dividend Aristocrats Daily Risk Control 5% Index | | N/A | Equity/Index | AEL 85LNZLR1WR9SYRVFCH09 | 01/13/2023 | 01/16/2024 | 216 | 391,260 | 1808.7 | | 8,334 | | 2,431 | | 755 | | | (5,903) | | | | | |
| S&P 500 Index Option | | N/A | Equity/Index | AEL 85LNZLR1WR9SYRVFCH09 | 01/17/2023 | 01/17/2024 | 762 | 3,040,455 | 3990.97 | | 181,408 | | 52,911 | | 222,073 | | | (128,497) | | | | | |
| SPXDSUN Index Option | | N/A | Equity/Index | AEL 85LNZLR1WR9SYRVFCH09 | 01/17/2023 | 01/17/2024 | 8 | 26,014 | 3153.34 | | 1,121 | | 327 | | 413 | | | (794) | | | | | |
| S&P 500 Dividend Aristocrats Daily Risk Control 5% Index | | N/A | Equity/Index | AEL 85LNZLR1WR9SYRVFCH09 | 01/17/2023 | 01/17/2024 | 755 | 1,363,755 | 1806.5 | | 29,184 | | 8,512 | | 2,903 | | | (20,672) | | | | | |
| Invesco Dynamic Growth Index | | N/A | Equity/Index | AEL 85LNZLR1WR9SYRVFCH09 | 01/18/2023 | 01/18/2024 | 287 | 752,392 | 2619.135 | | 16,553 | | 4,828 | | 349 | | | (11,725) | | | | | |
| S&P 500 Index Option | | N/A | Equity/Index | AEL 85LNZLR1WR9SYRVFCH09 | 01/18/2023 | 01/18/2024 | 772 | 3,032,392 | 3928.86 | | 156,784 | | 45,729 | | 201,193 | | | (111,055) | | | | | |
| S&P 500 Indx Opt | | N/A | Equity/Index | AEL 85LNZLR1WR9SYRVFCH09 | 01/18/2023 | 01/18/2024 | 1 | 3,677 | 3928.86 | | 101 | | 29 | | 58 | | | (71) | | | | | |
| MOPTPT | | N/A | Equity/Index | AEL 85LNZLR1WR9SYRVFCH09 | 01/18/2023 | 01/18/2024 | 1 | 3,677 | 3928.86 | | 101 | | 29 | | 58 | | | (71) | | | | | |
| SPXDSUN Index Option | | N/A | Equity/Index | AEL 85LNZLR1WR9SYRVFCH09 | 01/18/2023 | 01/18/2024 | 33 | 102,797 | 3139.23 | | 4,192 | | 1,223 | | 1,748 | | | (2,969) | | | | | |

E06.38

STATEMENT AS OF SEPTEMBER 30, 2023 OF THE EAGLE LIFE INSURANCE COMPANY

SCHEDULE DB - PART A - SECTION 1

Showing all Options, Caps, Floors, Collars, Swaps and Forwards Open as of Current Statement Date

| 1 | 2 | 3 | 4 | 5 | 6 | 7 | 8 | 9 | 10 | 11 | 12 | 13 | 14 | 15 | 16 | 17 | 18 | 19 | 20 | 21 | 22 | 23 | |
|--|---|------------------------------|------------------------|---|------------|--------------------------------|---------------------|-----------------|---|--|--|---------------------|-------------------------------|------|------------|---|--|--|---|--------------------|------------------------------------|---|--|
| Description | Description of Item(s) Hedged, Used for Income Generation or Replicated | Schedule/ Exhibit Identifier | Type(s) of Risk(s) (a) | Exchange, Counterparty or Central Clearinghouse | Trade Date | Date of Maturity or Expiration | Number of Contracts | Notional Amount | Strike Price, Rate or Index Received (Paid) | Cumulative Prior Year(s) Initial Cost of Un-discounted Premium (Received) Paid | Current Year Initial Cost of Un-discounted Premium (Received) Paid | Current Year Income | Book/ Adjusted Carrying Value | Code | Fair Value | Unrealized Valuation Increase/ (Decrease) | Total Foreign Exchange Change in B./A.C.V. | Current Year's (Amortization)/ Accretion | Adjustment to Carrying Value of Hedged Item | Potential Exposure | Credit Quality of Reference Entity | Hedge Effectiveness at Inception and at Quarter-end (b) | |
| S&P 500 Dividend Aristocrats Daily Risk Control 5% Index | | N/A | Equity/Index | AEL 85LNZLR1WR9SYRVFCH09 | 01/18/2023 | 01/18/2024 | 294 | 527,870 | 1798.19 | | 11,508 | | 3,356 | | 1,540 | | | (8,151) | | | | | |
| Invesco Dynamic Growth Index | | N/A | Equity/Index | AEL 85LNZLR1WR9SYRVFCH09 | 01/19/2023 | 01/19/2024 | 49 | 128,700 | 2612.386 | | 2,831 | | 826 | | 76 | | | (2,006) | | | | | |
| S&P 500 Index Option | | N/A | Equity/Index | AEL 85LNZLR1WR9SYRVFCH09 | 01/19/2023 | 01/19/2024 | 1,432 | 5,582,046 | 3898.85 | | 210,994 | | 61,540 | | 292,312 | | | (149,454) | | | | | |
| SPXDSUN Index Option | | N/A | Equity/Index | AEL 85LNZLR1WR9SYRVFCH09 | 01/19/2023 | 01/19/2024 | 3 | 10,364 | 3127.16 | | 433 | | 126 | | 206 | | | (307) | | | | | |
| S&P 500 Dividend Aristocrats Daily Risk Control 5% Index | | N/A | Equity/Index | AEL 85LNZLR1WR9SYRVFCH09 | 01/19/2023 | 01/19/2024 | 393 | 703,743 | 1791.06 | | 14,779 | | 4,310 | | 2,650 | | | (10,468) | | | | | |
| S&P 500 Index Option | | N/A | Equity/Index | AEL 85LNZLR1WR9SYRVFCH09 | 01/20/2023 | 01/19/2024 | 1,959 | 7,782,420 | 3972.61 | | 281,121 | | 81,994 | | 370,036 | | | (199,128) | | | | | |
| S&P Digital | | N/A | Equity/Index | AEL 85LNZLR1WR9SYRVFCH09 | 01/20/2023 | 01/19/2024 | 5 | 18,856 | 3972.61 | | 190 | | 56 | | 237 | | | (135) | | | | | |
| SPXDSUN Index Option | | N/A | Equity/Index | AEL 85LNZLR1WR9SYRVFCH09 | 01/20/2023 | 01/19/2024 | 2 | 6,233 | 3140.17 | | 216 | | 63 | | 75 | | | (153) | | | | | |
| S&P 500 Dividend Aristocrats Daily Risk Control 5% Index | | N/A | Equity/Index | AEL 85LNZLR1WR9SYRVFCH09 | 01/20/2023 | 01/19/2024 | 863 | 1,551,174 | 1798.29 | | 32,730 | | 9,546 | | 4,563 | | | (23,184) | | | | | |
| S&P 500 Indx Opt | | N/A | Equity/Index | AEL 85LNZLR1WR9SYRVFCH09 | 01/20/2023 | 01/20/2024 | 6 | 25,254 | 3972.61 | | 702 | | 205 | | 647 | | | (497) | | | | | |
| S&P 500 Index Option | | N/A | Equity/Index | AEL 85LNZLR1WR9SYRVFCH09 | 01/20/2023 | 01/22/2024 | 765 | 3,040,849 | 3972.61 | | 143,626 | | 41,891 | | 168,936 | | | (101,735) | | | | | |
| SPXDSUN Index Option | | N/A | Equity/Index | AEL 85LNZLR1WR9SYRVFCH09 | 01/20/2023 | 01/22/2024 | 71 | 221,472 | 3140.17 | | 9,503 | | 2,772 | | 4,213 | | | (6,731) | | | | | |
| S&P 500 Dividend Aristocrats Daily Risk Control 5% Index | | N/A | Equity/Index | AEL 85LNZLR1WR9SYRVFCH09 | 01/20/2023 | 01/22/2024 | 237 | 426,018 | 1798.29 | | 8,989 | | 2,622 | | 1,299 | | | (6,367) | | | | | |
| Invesco Dynamic Growth Index | | N/A | Equity/Index | AEL 85LNZLR1WR9SYRVFCH09 | 01/23/2023 | 01/23/2024 | 94 | 247,115 | 2615.129 | | 5,437 | | 1,586 | | 145 | | | (3,851) | | | | | |
| S&P 500 Index Option | | N/A | Equity/Index | AEL 85LNZLR1WR9SYRVFCH09 | 01/23/2023 | 01/23/2024 | 567 | 2,280,005 | 4019.81 | | 154,414 | | 45,038 | | 166,778 | | | (109,377) | | | | | |
| S&P 500 Dividend Aristocrats Daily Risk Control 5% Index | | N/A | Equity/Index | AEL 85LNZLR1WR9SYRVFCH09 | 01/23/2023 | 01/23/2024 | 245 | 441,501 | 1801.87 | | 9,316 | | 2,717 | | 1,203 | | | (6,599) | | | | | |
| S&P 500 Index Option | | N/A | Equity/Index | AEL 85LNZLR1WR9SYRVFCH09 | 01/24/2023 | 01/24/2024 | 693 | 2,782,514 | 4016.95 | | 175,525 | | 51,195 | | 194,421 | | | (124,330) | | | | | |
| SPXDSUN Index Option | | N/A | Equity/Index | AEL 85LNZLR1WR9SYRVFCH09 | 01/24/2023 | 01/24/2024 | 14 | 42,669 | 3147.84 | | 1,941 | | 566 | | 830 | | | (1,375) | | | | | |
| S&P 500 Dividend Aristocrats Daily Risk Control 5% Index | | N/A | Equity/Index | AEL 85LNZLR1WR9SYRVFCH09 | 01/24/2023 | 01/24/2024 | 586 | 1,056,399 | 1801.8 | | 22,290 | | 6,501 | | 2,920 | | | (15,789) | | | | | |
| Invesco Dynamic Growth Index | | N/A | Equity/Index | AEL 85LNZLR1WR9SYRVFCH09 | 01/24/2023 | 01/24/2024 | 33 | 85,280 | 2617.005 | | 1,876 | | 547 | | 48 | | | (1,329) | | | | | |
| Franklin Global Trends Index | | N/A | Equity/Index | AEL 85LNZLR1WR9SYRVFCH09 | 01/25/2023 | 01/25/2024 | 1,015 | 247,935 | 244.3 | | 5,826 | | 1,699 | | 178 | | | (4,127) | | | | | |
| Invesco Dynamic Growth Index | | N/A | Equity/Index | AEL 85LNZLR1WR9SYRVFCH09 | 01/25/2023 | 01/25/2024 | 164 | 430,676 | 2618.244 | | 9,475 | | 2,764 | | 240 | | | (6,711) | | | | | |

E06.39

STATEMENT AS OF SEPTEMBER 30, 2023 OF THE EAGLE LIFE INSURANCE COMPANY

SCHEDULE DB - PART A - SECTION 1

Showing all Options, Caps, Floors, Collars, Swaps and Forwards Open as of Current Statement Date

| 1 | 2 | 3 | 4 | 5 | 6 | 7 | 8 | 9 | 10 | 11 | 12 | 13 | 14 | 15 | 16 | 17 | 18 | 19 | 20 | 21 | 22 | 23 | |
|--|---|------------------------------|------------------------|---|------------|--------------------------------|---------------------|-----------------|---|--|--|---------------------|-------------------------------|------|------------|---|--|--|---|--------------------|------------------------------------|---|--|
| Description | Description of Item(s) Hedged, Used for Income Generation or Replicated | Schedule/ Exhibit Identifier | Type(s) of Risk(s) (a) | Exchange, Counterparty or Central Clearinghouse | Trade Date | Date of Maturity or Expiration | Number of Contracts | Notional Amount | Strike Price, Rate or Index Received (Paid) | Cumulative Prior Year(s) Initial Cost of Un-discounted Premium (Received) Paid | Current Year Initial Cost of Un-discounted Premium (Received) Paid | Current Year Income | Book/ Adjusted Carrying Value | Code | Fair Value | Unrealized Valuation Increase/ (Decrease) | Total Foreign Exchange Change in B./A.C.V. | Current Year's (Amortization)/ Accretion | Adjustment to Carrying Value of Hedged Item | Potential Exposure | Credit Quality of Reference Entity | Hedge Effectiveness at Inception and at Quarter-end (b) | |
| S&P 500 Index Option PTPT | | N/A | Equity/Index | AEL 85LNZLR1WR9SYRVFCH09 | 01/25/2023 | 01/25/2024 | 1,690 | 6,789,155 | 4016.22 | | 339,557 | | 99,037 | | 407,816 | | | (240,520) | | | | | |
| S&P 500 Indx Opt | | N/A | Equity/Index | AEL 85LNZLR1WR9SYRVFCH09 | 01/25/2023 | 01/25/2024 | 2 | 6,058 | 4016.22 | | 199 | | 58 | | 174 | | | (141) | | | | | |
| SPXDSUN Index Option PTPT | | N/A | Equity/Index | AEL 85LNZLR1WR9SYRVFCH09 | 01/25/2023 | 01/25/2024 | 222 | 699,324 | 3145.3 | | 29,344 | | 8,559 | | 12,428 | | | (20,786) | | | | | |
| S&P 500 Dividend Aristocrats Daily Risk Control 5% Index | | N/A | Equity/Index | AEL 85LNZLR1WR9SYRVFCH09 | 01/25/2023 | 01/25/2024 | 278 | 499,985 | 1800.12 | | 10,500 | | 3,062 | | 1,482 | | | (7,437) | | | | | |
| S&P 500 Index Option PTPT | | N/A | Equity/Index | AEL 85LNZLR1WR9SYRVFCH09 | 01/27/2023 | 01/26/2024 | 1,914 | 7,789,214 | 4070.56 | | 288,733 | | 84,214 | | 320,394 | | | (204,520) | | | | | |
| S&P 500 Index Option PTPT | | N/A | Equity/Index | AEL 85LNZLR1WR9SYRVFCH09 | 01/26/2023 | 01/26/2024 | 902 | 3,664,506 | 4060.43 | | 122,968 | | 35,866 | | 139,536 | | | (87,102) | | | | | |
| SPXDSUN Index Option PTPT | | N/A | Equity/Index | AEL 85LNZLR1WR9SYRVFCH09 | 01/26/2023 | 01/26/2024 | 3 | 8,547 | 3146.59 | | 358 | | 104 | | 145 | | | (254) | | | | | |
| S&P 500 Dividend Aristocrats Daily Risk Control 5% Index | | N/A | Equity/Index | AEL 85LNZLR1WR9SYRVFCH09 | 01/26/2023 | 01/26/2024 | 529 | 952,674 | 1800.64 | | 20,006 | | 5,835 | | 2,806 | | | (14,171) | | | | | |
| SPXDSUN Index Option PTPT | | N/A | Equity/Index | AEL 85LNZLR1WR9SYRVFCH09 | 01/27/2023 | 01/26/2024 | 70 | 220,550 | 3145.97 | | 9,285 | | 2,708 | | 3,779 | | | (6,577) | | | | | |
| S&P 500 Dividend Aristocrats Daily Risk Control 5% Index | | N/A | Equity/Index | AEL 85LNZLR1WR9SYRVFCH09 | 01/27/2023 | 01/26/2024 | 1,499 | 2,698,932 | 1800.06 | | 56,947 | | 16,610 | | 8,109 | | | (40,338) | | | | | |
| S&P 500 Index Option PTPT | | N/A | Equity/Index | AEL 85LNZLR1WR9SYRVFCH09 | 01/27/2023 | 01/29/2024 | 940 | 3,827,054 | 4070.56 | | 168,255 | | 49,074 | | 176,455 | | | (119,180) | | | | | |
| SPXDSUN Index Option PTPT | | N/A | Equity/Index | AEL 85LNZLR1WR9SYRVFCH09 | 01/27/2023 | 01/29/2024 | 75 | 237,091 | 3145.97 | | 10,456 | | 3,050 | | 4,513 | | | (7,406) | | | | | |
| S&P 500 Dividend Aristocrats Daily Risk Control 5% Index | | N/A | Equity/Index | AEL 85LNZLR1WR9SYRVFCH09 | 01/27/2023 | 01/29/2024 | 297 | 534,832 | 1800.06 | | 11,231 | | 3,276 | | 1,662 | | | (7,956) | | | | | |
| Invesco Dynamic Growth Index | | N/A | Equity/Index | AEL 85LNZLR1WR9SYRVFCH09 | 01/30/2023 | 01/30/2024 | 70 | 182,288 | 2610.579 | | 4,010 | | 1,170 | | 141 | | | (2,841) | | | | | |
| S&P 500 Index Option PTPT | | N/A | Equity/Index | AEL 85LNZLR1WR9SYRVFCH09 | 01/30/2023 | 01/30/2024 | 594 | 2,385,052 | 4017.77 | | 146,036 | | 42,594 | | 161,383 | | | (103,442) | | | | | |
| SPXDSUN Index Option PTPT | | N/A | Equity/Index | AEL 85LNZLR1WR9SYRVFCH09 | 01/30/2023 | 01/30/2024 | 12 | 38,351 | 3142.67 | | 1,722 | | 502 | | 822 | | | (1,220) | | | | | |
| S&P 500 Dividend Aristocrats Daily Risk Control 5% Index | | N/A | Equity/Index | AEL 85LNZLR1WR9SYRVFCH09 | 01/30/2023 | 01/30/2024 | 90 | 161,892 | 1797.5 | | 3,464 | | 1,010 | | 553 | | | (2,454) | | | | | |
| S&P 500 Index Option PTPT | | N/A | Equity/Index | AEL 85LNZLR1WR9SYRVFCH09 | 01/31/2023 | 01/31/2024 | 1,023 | 4,171,816 | 4076.6 | | 247,869 | | 72,295 | | 259,354 | | | (175,574) | | | | | |
| S&P 500 Dividend Aristocrats Daily Risk Control 5% Index | | N/A | Equity/Index | AEL 85LNZLR1WR9SYRVFCH09 | 01/31/2023 | 01/31/2024 | 615 | 1,110,817 | 1805.89 | | 23,327 | | 6,804 | | 2,899 | | | (16,523) | | | | | |
| Invesco Dynamic Growth Index | | N/A | Equity/Index | AEL 85LNZLR1WR9SYRVFCH09 | 01/31/2023 | 01/31/2024 | 97 | 255,244 | 2622.529 | | 5,615 | | 1,638 | | 141 | | | (3,978) | | | | | |
| S&P 500 Dividend Aristocrats Daily Risk Control 5% Index | | N/A | Equity/Index | AEL 85LNZLR1WR9SYRVFCH09 | 01/04/2023 | 01/03/2025 | 15 | 27,459 | 1797.66 | | 819 | | 529 | | 362 | | | (290) | | | | | |

E06.40

STATEMENT AS OF SEPTEMBER 30, 2023 OF THE EAGLE LIFE INSURANCE COMPANY

SCHEDULE DB - PART A - SECTION 1

Showing all Options, Caps, Floors, Collars, Swaps and Forwards Open as of Current Statement Date

| 1 | 2 | 3 | 4 | 5 | 6 | 7 | 8 | 9 | 10 | 11 | 12 | 13 | 14 | 15 | 16 | 17 | 18 | 19 | 20 | 21 | 22 | 23 | | |
|--|---|------------------------------|------------------------|---|------------|--------------------------------|---------------------|-----------------|---|--|--|---------------------|-------------------------------|------|------------|---|--|--|---|--------------------|------------------------------------|---|--|--|
| Description | Description of Item(s) Hedged, Used for Income Generation or Replicated | Schedule/ Exhibit Identifier | Type(s) of Risk(s) (a) | Exchange, Counterparty or Central Clearinghouse | Trade Date | Date of Maturity or Expiration | Number of Contracts | Notional Amount | Strike Price, Rate or Index Received (Paid) | Cumulative Prior Year(s) Initial Cost of Un-discounted Premium (Received) Paid | Current Year Initial Cost of Un-discounted Premium (Received) Paid | Current Year Income | Book/ Adjusted Carrying Value | Code | Fair Value | Unrealized Valuation Increase/ (Decrease) | Total Foreign Exchange Change in B./A.C.V. | Current Year's (Amortization)/ Accretion | Adjustment to Carrying Value of Hedged Item | Potential Exposure | Credit Quality of Reference Entity | Hedge Effectiveness at Inception and at Quarter-end (b) | | |
| Invesco Dynamic Growth Index | | N/A | Equity/Index | AEL 85LNZLR1WR9SYRVFCH09 | 01/05/2023 | 01/03/2025 | 126 | 324,625 | 2579.656 | | 9,934 | | 6,415 | | 2,911 | | | (3,518) | | | | | | |
| Invesco Dynamic Growth Index | | N/A | Equity/Index | AEL 85LNZLR1WR9SYRVFCH09 | 01/03/2023 | 01/03/2025 | 215 | 552,955 | 2571.41 | | 16,920 | | 10,928 | | 5,417 | | | (5,993) | | | | | | |
| Franklin Global Trends Index | | N/A | Equity/Index | AEL 85LNZLR1WR9SYRVFCH09 | 01/04/2023 | 01/03/2025 | 622 | 150,000 | 241.05 | | 4,935 | | 3,187 | | 1,529 | | | (1,748) | | | | | | |
| Invesco Dynamic Growth Index | | N/A | Equity/Index | AEL 85LNZLR1WR9SYRVFCH09 | 01/04/2023 | 01/03/2025 | 210 | 541,331 | 2583.862 | | 16,565 | | 10,698 | | 4,636 | | | (5,867) | | | | | | |
| Invesco Dynamic Growth Index | | N/A | Equity/Index | AEL 85LNZLR1WR9SYRVFCH09 | 01/09/2023 | 01/09/2025 | 452 | 1,176,000 | 2603.377 | | 36,103 | | 23,317 | | 8,218 | | | (12,787) | | | | | | |
| S&P 500 Dividend Aristocrats Daily Risk Control 5% Index | | N/A | Equity/Index | AEL 85LNZLR1WR9SYRVFCH09 | 01/09/2023 | 01/09/2025 | 189 | 341,043 | 1799.78 | | 10,675 | | 6,894 | | 4,408 | | | (3,781) | | | | | | |
| Franklin Global Trends Index | | N/A | Equity/Index | AEL 85LNZLR1WR9SYRVFCH09 | 01/10/2023 | 01/10/2025 | 1,115 | 270,000 | 242.2 | | 8,910 | | 5,754 | | 2,438 | | | (3,156) | | | | | | |
| Invesco Dynamic Growth Index | | N/A | Equity/Index | AEL 85LNZLR1WR9SYRVFCH09 | 01/10/2023 | 01/10/2025 | 769 | 2,000,376 | 2600.59 | | 61,412 | | 39,662 | | 14,459 | | | (21,750) | | | | | | |
| S&P 500 Dividend Aristocrats Daily Risk Control 5% Index | | N/A | Equity/Index | AEL 85LNZLR1WR9SYRVFCH09 | 01/10/2023 | 01/10/2025 | 596 | 1,073,374 | 1802.1 | | 32,201 | | 20,797 | | 13,448 | | | (11,405) | | | | | | |
| Franklin Global Trends Index | | N/A | Equity/Index | AEL 85LNZLR1WR9SYRVFCH09 | 01/11/2023 | 01/10/2025 | 220 | 53,557 | 242.96 | | 1,767 | | 1,141 | | 441 | | | (626) | | | | | | |
| Invesco Dynamic Growth Index | | N/A | Equity/Index | AEL 85LNZLR1WR9SYRVFCH09 | 01/11/2023 | 01/10/2025 | 566 | 1,476,433 | 2608.107 | | 45,327 | | 29,273 | | 9,801 | | | (16,053) | | | | | | |
| S&P 500 Index Option PTPPT | | N/A | Equity/Index | AEL 85LNZLR1WR9SYRVFCH09 | 01/11/2023 | 01/10/2025 | 18 | 71,310 | 3969.61 | | 10,732 | | 6,931 | | 11,969 | | | (3,801) | | | | | | |
| S&P 500 Dividend Aristocrats Daily Risk Control 5% Index | | N/A | Equity/Index | AEL 85LNZLR1WR9SYRVFCH09 | 01/11/2023 | 01/10/2025 | 74 | 132,874 | 1807.44 | | 4,146 | | 2,677 | | 1,542 | | | (1,468) | | | | | | |
| S&P 500 Dividend Aristocrats Daily Risk Control 5% Index | | N/A | Equity/Index | AEL 85LNZLR1WR9SYRVFCH09 | 01/12/2023 | 01/10/2025 | 32 | 58,200 | 1806.71 | | 1,746 | | 1,128 | | 682 | | | (618) | | | | | | |
| Invesco Dynamic Growth Index | | N/A | Equity/Index | AEL 85LNZLR1WR9SYRVFCH09 | 01/17/2023 | 01/17/2025 | 136 | 354,317 | 2611.869 | | 10,913 | | 7,048 | | 2,293 | | | (3,865) | | | | | | |
| Invesco Dynamic Growth Index | | N/A | Equity/Index | AEL 85LNZLR1WR9SYRVFCH09 | 01/18/2023 | 01/17/2025 | 230 | 602,210 | 2619.135 | | 18,548 | | 11,979 | | 3,586 | | | (6,569) | | | | | | |
| S&P 500 Index Option PTPPT | | N/A | Equity/Index | AEL 85LNZLR1WR9SYRVFCH09 | 01/18/2023 | 01/17/2025 | 5 | 19,732 | 3928.86 | | 2,858 | | 1,846 | | 3,511 | | | (1,012) | | | | | | |
| S&P 500 Dividend Aristocrats Daily Risk Control 5% Index | | N/A | Equity/Index | AEL 85LNZLR1WR9SYRVFCH09 | 01/18/2023 | 01/17/2025 | 32 | 56,735 | 1798.19 | | 1,702 | | 1,099 | | 761 | | | (603) | | | | | | |
| Invesco Dynamic Growth Index | | N/A | Equity/Index | AEL 85LNZLR1WR9SYRVFCH09 | 01/19/2023 | 01/17/2025 | 80 | 209,051 | 2612.386 | | 6,439 | | 4,158 | | 1,345 | | | (2,280) | | | | | | |
| S&P 500 Dividend Aristocrats Daily Risk Control 5% Index | | N/A | Equity/Index | AEL 85LNZLR1WR9SYRVFCH09 | 01/19/2023 | 01/17/2025 | 81 | 145,500 | 1791.06 | | 4,481 | | 2,894 | | 2,152 | | | (1,587) | | | | | | |
| Invesco Dynamic Growth Index | | N/A | Equity/Index | AEL 85LNZLR1WR9SYRVFCH09 | 01/20/2023 | 01/17/2025 | 80 | 208,775 | 2614.018 | | 6,409 | | 4,139 | | 1,318 | | | (2,270) | | | | | | |

E06.41

STATEMENT AS OF SEPTEMBER 30, 2023 OF THE EAGLE LIFE INSURANCE COMPANY

SCHEDULE DB - PART A - SECTION 1

Showing all Options, Caps, Floors, Collars, Swaps and Forwards Open as of Current Statement Date

| 1 | 2 | 3 | 4 | 5 | 6 | 7 | 8 | 9 | 10 | 11 | 12 | 13 | 14 | 15 | 16 | 17 | 18 | 19 | 20 | 21 | 22 | 23 | |
|--|---|------------------------------|------------------------|---|------------|--------------------------------|---------------------|-----------------|---|--|--|---------------------|-------------------------------|------|------------|---|--|--|---|--------------------|------------------------------------|---|--|
| Description | Description of Item(s) Hedged, Used for Income Generation or Replicated | Schedule/ Exhibit Identifier | Type(s) of Risk(s) (a) | Exchange, Counterparty or Central Clearinghouse | Trade Date | Date of Maturity or Expiration | Number of Contracts | Notional Amount | Strike Price, Rate or Index Received (Paid) | Cumulative Prior Year(s) Initial Cost of Un-discounted Premium (Received) Paid | Current Year Initial Cost of Un-discounted Premium (Received) Paid | Current Year Income | Book/ Adjusted Carrying Value | Code | Fair Value | Unrealized Valuation Increase/ (Decrease) | Total Foreign Exchange Change in B./A.C.V. | Current Year's (Amortization)/ Accretion | Adjustment to Carrying Value of Hedged Item | Potential Exposure | Credit Quality of Reference Entity | Hedge Effectiveness at Inception and at Quarter-end (b) | |
| S&P 500 Dividend Aristocrats Daily Risk Control 5% Index | | N/A | Equity/Index | AEL 85LNZLR1WR9SYRVFCH09 | 01/20/2023 | 01/20/2025 | 168 | 302,640 | 1798.29 | | 9,412 | | 6,079 | | 4,072 | | | (3,333) | | | | | |
| S&P 500 Dividend Aristocrats Daily Risk Control 5% Index | | N/A | Equity/Index | AEL 85LNZLR1WR9SYRVFCH09 | 01/24/2023 | 01/24/2025 | 297 | 536,006 | 1801.8 | | 16,402 | | 10,593 | | 6,916 | | | (5,809) | | | | | |
| Invesco Dynamic Growth Index | | N/A | Equity/Index | AEL 85LNZLR1WR9SYRVFCH09 | 01/24/2023 | 01/24/2025 | 304 | 796,068 | 2617.005 | | 24,519 | | 15,835 | | 4,946 | | | (8,684) | | | | | |
| Franklin Global Trends Index | | N/A | Equity/Index | AEL 85LNZLR1WR9SYRVFCH09 | 01/25/2023 | 01/24/2025 | 205 | 49,997 | 244.3 | | 1,650 | | 1,066 | | 361 | | | (584) | | | | | |
| Invesco Dynamic Growth Index | | N/A | Equity/Index | AEL 85LNZLR1WR9SYRVFCH09 | 01/25/2023 | 01/24/2025 | 247 | 647,311 | 2618.244 | | 19,937 | | 12,876 | | 3,965 | | | (7,061) | | | | | |
| S&P 500 Index Option | | N/A | Equity/Index | AEL 85LNZLR1WR9SYRVFCH09 | 01/25/2023 | 01/24/2025 | 67 | 269,460 | 4016.22 | | 4,355 | | 2,812 | | 4,943 | | | (1,542) | | | | | |
| S&P 500 Dividend Aristocrats Daily Risk Control 5% Index | | N/A | Equity/Index | AEL 85LNZLR1WR9SYRVFCH09 | 01/25/2023 | 01/24/2025 | 243 | 436,956 | 1800.12 | | 13,502 | | 8,720 | | 5,772 | | | (4,782) | | | | | |
| S&P 500 Index Option | | N/A | Equity/Index | AEL 85LNZLR1WR9SYRVFCH09 | 01/26/2023 | 01/24/2025 | 65 | 265,697 | 4060.43 | | 28,321 | | 18,290 | | 33,059 | | | (10,030) | | | | | |
| Invesco Dynamic Growth Index | | N/A | Equity/Index | AEL 85LNZLR1WR9SYRVFCH09 | 01/27/2023 | 01/27/2025 | 76 | 199,256 | 2617.691 | | 6,117 | | 3,951 | | 1,238 | | | (2,166) | | | | | |
| S&P 500 Dividend Aristocrats Daily Risk Control 5% Index | | N/A | Equity/Index | AEL 85LNZLR1WR9SYRVFCH09 | 01/27/2023 | 01/27/2025 | 6 | 11,292 | 1800.06 | | 351 | | 227 | | 150 | | | (124) | | | | | |
| Invesco Dynamic Growth Index | | N/A | Equity/Index | AEL 85LNZLR1WR9SYRVFCH09 | 01/30/2023 | 01/30/2025 | 295 | 771,142 | 2610.579 | | 23,674 | | 15,290 | | 5,227 | | | (8,385) | | | | | |
| S&P 500 Dividend Aristocrats Daily Risk Control 5% Index | | N/A | Equity/Index | AEL 85LNZLR1WR9SYRVFCH09 | 01/31/2023 | 01/31/2025 | 54 | 96,677 | 1805.89 | | 3,016 | | 1,948 | | 1,193 | | | (1,068) | | | | | |
| Invesco Dynamic Growth Index | | N/A | Equity/Index | AEL 85LNZLR1WR9SYRVFCH09 | 01/31/2023 | 01/31/2025 | 1,236 | 3,242,062 | 2622.529 | | 99,531 | | 64,281 | | 19,252 | | | (35,251) | | | | | |
| Franklin Global Trends Index | | N/A | Equity/Index | AEL 85LNZLR1WR9SYRVFCH09 | 02/01/2023 | 02/01/2024 | 97 | 23,760 | 245.2 | | 556 | | 208 | | 15 | | | (347) | | | | | |
| Invesco Dynamic Growth Index | | N/A | Equity/Index | AEL 85LNZLR1WR9SYRVFCH09 | 02/01/2023 | 02/01/2024 | 100 | 264,906 | 2637.86 | | 5,828 | | 2,185 | | 92 | | | (3,642) | | | | | |
| S&P 500 Index Option | | N/A | Equity/Index | AEL 85LNZLR1WR9SYRVFCH09 | 02/01/2023 | 02/01/2024 | 1,522 | 6,269,453 | 4119.21 | | 312,148 | | 117,055 | | 304,877 | | | (195,092) | | | | | |
| S&P 500 Indx Opt | | N/A | Equity/Index | AEL 85LNZLR1WR9SYRVFCH09 | 02/01/2023 | 02/01/2024 | 1 | 5,678 | 4119.21 | | 166 | | 62 | | 54 | | | (104) | | | | | |
| SPXDSUN Index Option | | N/A | Equity/Index | AEL 85LNZLR1WR9SYRVFCH09 | 02/01/2023 | 02/01/2024 | 77 | 242,936 | 3165.11 | | 10,137 | | 3,801 | | 3,645 | | | (6,336) | | | | | |
| S&P 500 Dividend Aristocrats Daily Risk Control 5% Index | | N/A | Equity/Index | AEL 85LNZLR1WR9SYRVFCH09 | 02/01/2023 | 02/01/2024 | 358 | 647,134 | 1809.9 | | 13,719 | | 5,145 | | 1,488 | | | (8,575) | | | | | |
| S&P 500 Index Option | | N/A | Equity/Index | AEL 85LNZLR1WR9SYRVFCH09 | 02/02/2023 | 02/02/2024 | 622 | 2,601,881 | 4179.76 | | 109,712 | | 41,142 | | 100,721 | | | (68,570) | | | | | |
| S&P 500 Indx Opt | | N/A | Equity/Index | AEL 85LNZLR1WR9SYRVFCH09 | 02/02/2023 | 02/02/2024 | 5 | 20,812 | 4179.76 | | 616 | | 231 | | 187 | | | (385) | | | | | |

E06.42

STATEMENT AS OF SEPTEMBER 30, 2023 OF THE EAGLE LIFE INSURANCE COMPANY

SCHEDULE DB - PART A - SECTION 1

Showing all Options, Caps, Floors, Collars, Swaps and Forwards Open as of Current Statement Date

| 1 | 2 | 3 | 4 | 5 | 6 | 7 | 8 | 9 | 10 | 11 | 12 | 13 | 14 | 15 | 16 | 17 | 18 | 19 | 20 | 21 | 22 | 23 | |
|--|---|------------------------------|------------------------|---|------------|--------------------------------|---------------------|-----------------|---|--|--|---------------------|-------------------------------|------|------------|---|--|--|---|--------------------|------------------------------------|---|--|
| Description | Description of Item(s) Hedged, Used for Income Generation or Replicated | Schedule/ Exhibit Identifier | Type(s) of Risk(s) (a) | Exchange, Counterparty or Central Clearinghouse | Trade Date | Date of Maturity or Expiration | Number of Contracts | Notional Amount | Strike Price, Rate or Index Received (Paid) | Cumulative Prior Year(s) Initial Cost of Un-discounted Premium (Received) Paid | Current Year Initial Cost of Un-discounted Premium (Received) Paid | Current Year Income | Book/ Adjusted Carrying Value | Code | Fair Value | Unrealized Valuation Increase/ (Decrease) | Total Foreign Exchange Change in B./A.C.V. | Current Year's (Amortization)/ Accretion | Adjustment to Carrying Value of Hedged Item | Potential Exposure | Credit Quality of Reference Entity | Hedge Effectiveness at Inception and at Quarter-end (b) | |
| SPXDSUN Index Option PTPT | | N/A | Equity/Index | AEL 85LNZLR1WR9SYRVFCH09 | 02/02/2023 | 02/02/2024 | 1 | 3,101 | 3172.36 | | 128 | | 48 | | 42 | | | (80) | | | | | |
| S&P 500 Dividend Aristocrats Daily Risk Control 5% Index | | N/A | Equity/Index | AEL 85LNZLR1WR9SYRVFCH09 | 02/02/2023 | 02/02/2024 | 362 | 655,849 | 1813.82 | | 14,035 | | 5,263 | | 1,330 | | | (8,772) | | | | | |
| Invesco Dynamic Growth Index | | N/A | Equity/Index | AEL 85LNZLR1WR9SYRVFCH09 | 02/02/2023 | 02/02/2024 | 88 | 233,687 | 2642.88 | | 5,141 | | 1,928 | | 71 | | | (3,213) | | | | | |
| S&P 500 Index Option PTPT | | N/A | Equity/Index | AEL 85LNZLR1WR9SYRVFCH09 | 02/03/2023 | 02/02/2024 | 1,657 | 6,856,047 | 4136.48 | | 276,969 | | 103,863 | | 277,765 | | | (173,106) | | | | | |
| SPXDSUN Index Option PTPT | | N/A | Equity/Index | AEL 85LNZLR1WR9SYRVFCH09 | 02/03/2023 | 02/02/2024 | 6 | 18,634 | 3166.59 | | 790 | | 296 | | 268 | | | (494) | | | | | |
| S&P 500 Dividend Aristocrats Daily Risk Control 5% Index | | N/A | Equity/Index | AEL 85LNZLR1WR9SYRVFCH09 | 02/03/2023 | 02/02/2024 | 1,334 | 2,414,505 | 1810.28 | | 50,946 | | 19,105 | | 5,547 | | | (31,841) | | | | | |
| UST 4.125% 11/15/2032 Total Return Options | | N/A | Equity/Index | AEL 85LNZLR1WR9SYRVFCH09 | 02/01/2023 | 02/02/2024 | 247 | 24,222 | 98 | | 350 | | 131 | | 602 | | | (219) | | | | | |
| S&P 500 Index Option PTPT | | N/A | Equity/Index | AEL 85LNZLR1WR9SYRVFCH09 | 02/03/2023 | 02/05/2024 | 1,261 | 5,214,100 | 4136.48 | | 215,575 | | 80,841 | | 206,756 | | | (134,734) | | | | | |
| S&P 500 Dividend Aristocrats Daily Risk Control 5% Index | | N/A | Equity/Index | AEL 85LNZLR1WR9SYRVFCH09 | 02/03/2023 | 02/05/2024 | 251 | 453,704 | 1810.28 | | 9,573 | | 3,590 | | 1,081 | | | (5,983) | | | | | |
| Invesco Dynamic Growth Index | | N/A | Equity/Index | AEL 85LNZLR1WR9SYRVFCH09 | 02/06/2023 | 02/06/2024 | 23 | 61,182 | 2614.28 | | 1,340 | | 502 | | 48 | | | (837) | | | | | |
| S&P 500 Index Option PTPT | | N/A | Equity/Index | AEL 85LNZLR1WR9SYRVFCH09 | 02/06/2023 | 02/06/2024 | 674 | 2,770,967 | 4111.08 | | 167,161 | | 62,685 | | 162,925 | | | (104,476) | | | | | |
| SPXDSUN Index Option PTPT | | N/A | Equity/Index | AEL 85LNZLR1WR9SYRVFCH09 | 02/06/2023 | 02/06/2024 | 4 | 14,120 | 3161.29 | | 668 | | 250 | | 263 | | | (417) | | | | | |
| S&P 500 Dividend Aristocrats Daily Risk Control 5% Index | | N/A | Equity/Index | AEL 85LNZLR1WR9SYRVFCH09 | 02/06/2023 | 02/06/2024 | 381 | 689,079 | 1806.55 | | 14,402 | | 5,401 | | 1,884 | | | (9,001) | | | | | |
| S&P 500 Index Option PTPT | | N/A | Equity/Index | AEL 85LNZLR1WR9SYRVFCH09 | 02/07/2023 | 02/07/2024 | 609 | 2,537,338 | 4164 | | 133,924 | | 50,222 | | 118,248 | | | (83,703) | | | | | |
| S&P 500 Dividend Aristocrats Daily Risk Control 5% Index | | N/A | Equity/Index | AEL 85LNZLR1WR9SYRVFCH09 | 02/07/2023 | 02/07/2024 | 175 | 316,429 | 1808.48 | | 6,645 | | 2,492 | | 820 | | | (4,153) | | | | | |
| Franklin Global Trends Index | | N/A | Equity/Index | AEL 85LNZLR1WR9SYRVFCH09 | 02/07/2023 | 02/07/2024 | 274 | 66,524 | 242.68 | | 1,557 | | 584 | | 98 | | | (973) | | | | | |
| S&P 500 Index Option PTPT | | N/A | Equity/Index | AEL 85LNZLR1WR9SYRVFCH09 | 02/08/2023 | 02/08/2024 | 2,253 | 9,276,817 | 4117.86 | | 395,917 | | 148,469 | | 419,375 | | | (247,448) | | | | | |
| SPXDSUN Index Option PTPT | | N/A | Equity/Index | AEL 85LNZLR1WR9SYRVFCH09 | 02/08/2023 | 02/08/2024 | 75 | 237,307 | 3156.28 | | 10,251 | | 3,844 | | 4,106 | | | (6,407) | | | | | |
| S&P 500 Dividend Aristocrats Daily Risk Control 5% Index | | N/A | Equity/Index | AEL 85LNZLR1WR9SYRVFCH09 | 02/08/2023 | 02/08/2024 | 608 | 1,096,789 | 1803.22 | | 22,923 | | 8,596 | | 3,418 | | | (14,327) | | | | | |
| Franklin Global Trends Index | | N/A | Equity/Index | AEL 85LNZLR1WR9SYRVFCH09 | 02/08/2023 | 02/08/2024 | 256 | 62,049 | 242.42 | | 1,452 | | 544 | | 100 | | | (907) | | | | | |
| Invesco Dynamic Growth Index | | N/A | Equity/Index | AEL 85LNZLR1WR9SYRVFCH09 | 02/08/2023 | 02/08/2024 | 175 | 457,806 | 2611.53 | | 10,026 | | 3,760 | | 402 | | | (6,266) | | | | | |

E06.43

STATEMENT AS OF SEPTEMBER 30, 2023 OF THE EAGLE LIFE INSURANCE COMPANY

SCHEDULE DB - PART A - SECTION 1

Showing all Options, Caps, Floors, Collars, Swaps and Forwards Open as of Current Statement Date

| 1 | 2 | 3 | 4 | 5 | 6 | 7 | 8 | 9 | 10 | 11 | 12 | 13 | 14 | 15 | 16 | 17 | 18 | 19 | 20 | 21 | 22 | 23 | |
|--|---|------------------------------|------------------------|---|------------|--------------------------------|---------------------|-----------------|---|--|--|---------------------|-------------------------------|------|------------|---|--|--|---|--------------------|------------------------------------|---|--|
| Description | Description of Item(s) Hedged, Used for Income Generation or Replicated | Schedule/ Exhibit Identifier | Type(s) of Risk(s) (a) | Exchange, Counterparty or Central Clearinghouse | Trade Date | Date of Maturity or Expiration | Number of Contracts | Notional Amount | Strike Price, Rate or Index Received (Paid) | Cumulative Prior Year(s) Initial Cost of Un-discounted Premium (Received) Paid | Current Year Initial Cost of Un-discounted Premium (Received) Paid | Current Year Income | Book/ Adjusted Carrying Value | Code | Fair Value | Unrealized Valuation Increase/ (Decrease) | Total Foreign Exchange Change in B./A.C.V. | Current Year's (Amortization)/ Accretion | Adjustment to Carrying Value of Hedged Item | Potential Exposure | Credit Quality of Reference Entity | Hedge Effectiveness at Inception and at Quarter-end (b) | |
| S&P 500 Index Option PTPT | | N/A | Equity/Index | AEL 85LNZLR1WR9SYRVFCH09 | 02/09/2023 | 02/09/2024 | 1,208 | 4,928,541 | 4081.5 | | 197,269 | | 73,976 | | 222,731 | | | (123,293) | | | | | |
| S&P 500 Dividend Aristocrats Daily Risk Control 5% Index | | N/A | Equity/Index | AEL 85LNZLR1WR9SYRVFCH09 | 02/09/2023 | 02/09/2024 | 297 | 533,863 | 1797.92 | | 11,211 | | 4,204 | | 1,988 | | | (7,007) | | | | | |
| Invesco Dynamic Growth Index | | N/A | Equity/Index | AEL 85LNZLR1WR9SYRVFCH09 | 02/10/2023 | 02/09/2024 | 43 | 110,658 | 2600.79 | | 2,423 | | 909 | | 132 | | | (1,515) | | | | | |
| S&P 500 Index Option PTPT | | N/A | Equity/Index | AEL 85LNZLR1WR9SYRVFCH09 | 02/10/2023 | 02/09/2024 | 1,760 | 7,200,360 | 4090.46 | | 283,218 | | 106,207 | | 299,358 | | | (177,011) | | | | | |
| S&P Digital | | N/A | Equity/Index | AEL 85LNZLR1WR9SYRVFCH09 | 02/10/2023 | 02/09/2024 | | 1,014 | 4090.46 | | 10 | | 4 | | 12 | | | (7) | | | | | |
| S&P 500 Dividend Aristocrats Daily Risk Control 5% Index | | N/A | Equity/Index | AEL 85LNZLR1WR9SYRVFCH09 | 02/10/2023 | 02/09/2024 | 1,286 | 2,317,085 | 1801.62 | | 49,354 | | 18,508 | | 7,680 | | | (30,846) | | | | | |
| S&P 500 Indx Opt MOPTPT | | N/A | Equity/Index | AEL 85LNZLR1WR9SYRVFCH09 | 02/10/2023 | 02/10/2024 | | 546 | 4090.46 | | 12 | | 4 | | 4 | | | (7) | | | | | |
| S&P 500 Index Option PTPT | | N/A | Equity/Index | AEL 85LNZLR1WR9SYRVFCH09 | 02/10/2023 | 02/12/2024 | 864 | 3,534,062 | 4090.46 | | 189,906 | | 71,215 | | 181,357 | | | (118,691) | | | | | |
| S&P 500 Indx Opt MOPTPT | | N/A | Equity/Index | AEL 85LNZLR1WR9SYRVFCH09 | 02/10/2023 | 02/12/2024 | 2 | 7,552 | 4090.46 | | 179 | | 67 | | 42 | | | (112) | | | | | |
| S&P Digital | | N/A | Equity/Index | AEL 85LNZLR1WR9SYRVFCH09 | 02/10/2023 | 02/12/2024 | 1 | 5,854 | 4090.46 | | 60 | | 23 | | 68 | | | (38) | | | | | |
| S&P 500 Dividend Aristocrats Daily Risk Control 5% Index | | N/A | Equity/Index | AEL 85LNZLR1WR9SYRVFCH09 | 02/10/2023 | 02/12/2024 | 308 | 554,548 | 1801.62 | | 11,867 | | 4,450 | | 1,893 | | | (7,417) | | | | | |
| S&P 500 Index Option PTPT | | N/A | Equity/Index | AEL 85LNZLR1WR9SYRVFCH09 | 02/13/2023 | 02/13/2024 | 827 | 3,421,769 | 4137.29 | | 211,293 | | 79,235 | | 198,526 | | | (132,058) | | | | | |
| S&P 500 Dividend Aristocrats Daily Risk Control 5% Index | | N/A | Equity/Index | AEL 85LNZLR1WR9SYRVFCH09 | 02/13/2023 | 02/13/2024 | 343 | 619,649 | 1807.29 | | 13,075 | | 4,903 | | 1,784 | | | (8,172) | | | | | |
| Invesco Dynamic Growth Index | | N/A | Equity/Index | AEL 85LNZLR1WR9SYRVFCH09 | 02/14/2023 | 02/14/2024 | 351 | 912,460 | 2601.38 | | 19,983 | | 7,494 | | 1,151 | | | (12,489) | | | | | |
| S&P 500 Index Option PTPT | | N/A | Equity/Index | AEL 85LNZLR1WR9SYRVFCH09 | 02/14/2023 | 02/14/2024 | 1,026 | 4,245,466 | 4136.13 | | 196,240 | | 73,590 | | 188,924 | | | (122,650) | | | | | |
| S&P 500 Dividend Aristocrats Daily Risk Control 5% Index | | N/A | Equity/Index | AEL 85LNZLR1WR9SYRVFCH09 | 02/14/2023 | 02/14/2024 | 407 | 734,992 | 1804.99 | | 15,214 | | 5,705 | | 2,301 | | | (9,509) | | | | | |
| S&P 500 Index Option PTPT | | N/A | Equity/Index | AEL 85LNZLR1WR9SYRVFCH09 | 02/15/2023 | 02/15/2024 | 1,927 | 7,993,577 | 4147.6 | | 442,709 | | 166,016 | | 426,038 | | | (276,693) | | | | | |
| S&P 500 Indx Opt MOPTPT | | N/A | Equity/Index | AEL 85LNZLR1WR9SYRVFCH09 | 02/15/2023 | 02/15/2024 | 2 | 7,526 | 4147.6 | | 210 | | 79 | | 21 | | | (131) | | | | | |
| S&P Digital | | N/A | Equity/Index | AEL 85LNZLR1WR9SYRVFCH09 | 02/15/2023 | 02/15/2024 | 1 | 3,155 | 4147.6 | | 33 | | 12 | | 35 | | | (21) | | | | | |
| SPXDSLUN Index Option PTPT | | N/A | Equity/Index | AEL 85LNZLR1WR9SYRVFCH09 | 02/15/2023 | 02/15/2024 | 86 | 271,956 | 3166.59 | | 11,709 | | 4,391 | | 4,260 | | | (7,318) | | | | | |
| S&P 500 Dividend Aristocrats Daily Risk Control 5% Index | | N/A | Equity/Index | AEL 85LNZLR1WR9SYRVFCH09 | 02/15/2023 | 02/15/2024 | 2,073 | 3,747,020 | 1807.46 | | 78,313 | | 29,367 | | 10,954 | | | (48,945) | | | | | |
| Franklin Global Trends Index | | N/A | Equity/Index | AEL 85LNZLR1WR9SYRVFCH09 | 02/15/2023 | 02/15/2024 | 513 | 123,715 | 241.09 | | 2,895 | | 1,086 | | 309 | | | (1,809) | | | | | |
| Invesco Dynamic Growth Index | | N/A | Equity/Index | AEL 85LNZLR1WR9SYRVFCH09 | 02/15/2023 | 02/15/2024 | 202 | 526,131 | 2600.79 | | 11,522 | | 4,321 | | 683 | | | (7,201) | | | | | |

E06.44

STATEMENT AS OF SEPTEMBER 30, 2023 OF THE EAGLE LIFE INSURANCE COMPANY

SCHEDULE DB - PART A - SECTION 1

Showing all Options, Caps, Floors, Collars, Swaps and Forwards Open as of Current Statement Date

| 1 | 2 | 3 | 4 | 5 | 6 | 7 | 8 | 9 | 10 | 11 | 12 | 13 | 14 | 15 | 16 | 17 | 18 | 19 | 20 | 21 | 22 | 23 | |
|--|---|------------------------------|------------------------|---|------------|--------------------------------|---------------------|-----------------|---|--|--|---------------------|-------------------------------|------|------------|---|--|--|---|--------------------|------------------------------------|---|--|
| Description | Description of Item(s) Hedged, Used for Income Generation or Replicated | Schedule/ Exhibit Identifier | Type(s) of Risk(s) (a) | Exchange, Counterparty or Central Clearinghouse | Trade Date | Date of Maturity or Expiration | Number of Contracts | Notional Amount | Strike Price, Rate or Index Received (Paid) | Cumulative Prior Year(s) Initial Cost of Un-discounted Premium (Received) Paid | Current Year Initial Cost of Un-discounted Premium (Received) Paid | Current Year Income | Book/ Adjusted Carrying Value | Code | Fair Value | Unrealized Valuation Increase/ (Decrease) | Total Foreign Exchange Change in B./A.C.V. | Current Year's (Amortization)/ Accretion | Adjustment to Carrying Value of Hedged Item | Potential Exposure | Credit Quality of Reference Entity | Hedge Effectiveness at Inception and at Quarter-end (b) | |
| Invesco Dynamic Growth Index | | N/A | Equity/Index | AEL 85LNZLR1WR9SYRVFCH09 | 02/16/2023 | 02/16/2024 | 241 | 626,692 | 2595.73 | | 13,725 | | 5,147 | | 938 | | | (8,578) | | | | | |
| S&P 500 Index Option | | N/A | Equity/Index | AEL 85LNZLR1WR9SYRVFCH09 | 02/16/2023 | 02/16/2024 | 734 | 3,001,008 | 4090.41 | | 120,451 | | 45,169 | | 131,735 | | | (75,282) | | | | | |
| SPXDSUN Index Option | | N/A | Equity/Index | AEL 85LNZLR1WR9SYRVFCH09 | 02/16/2023 | 02/16/2024 | 27 | 86,717 | 3162.26 | | 3,781 | | 1,418 | | 1,474 | | | (2,363) | | | | | |
| S&P 500 Dividend Aristocrats Daily Risk Control 5% Index | | N/A | Equity/Index | AEL 85LNZLR1WR9SYRVFCH09 | 02/16/2023 | 02/16/2024 | 485 | 876,135 | 1804.75 | | 18,486 | | 6,932 | | 2,819 | | | (11,554) | | | | | |
| Invesco Dynamic Growth Index | | N/A | Equity/Index | AEL 85LNZLR1WR9SYRVFCH09 | 02/17/2023 | 02/16/2024 | 116 | 301,832 | 2595.8 | | 6,610 | | 2,479 | | 451 | | | (4,131) | | | | | |
| S&P 500 Index Option | | N/A | Equity/Index | AEL 85LNZLR1WR9SYRVFCH09 | 02/17/2023 | 02/16/2024 | 1,770 | 7,221,588 | 4079.09 | | 307,143 | | 115,179 | | 324,626 | | | (191,964) | | | | | |
| SPXDSUN Index Option | | N/A | Equity/Index | AEL 85LNZLR1WR9SYRVFCH09 | 02/17/2023 | 02/16/2024 | 24 | 76,038 | 3164.76 | | 2,677 | | 1,004 | | 816 | | | (1,673) | | | | | |
| S&P 500 Dividend Aristocrats Daily Risk Control 5% Index | | N/A | Equity/Index | AEL 85LNZLR1WR9SYRVFCH09 | 02/17/2023 | 02/16/2024 | 1,637 | 2,955,434 | 1805.95 | | 61,769 | | 23,163 | | 9,157 | | | (38,605) | | | | | |
| S&P 500 Indx Opt | | N/A | Equity/Index | AEL 85LNZLR1WR9SYRVFCH09 | 02/17/2023 | 02/19/2024 | 4 | 15,448 | 4079.09 | | 450 | | 169 | | 112 | | | (281) | | | | | |
| S&P 500 Index Option | | N/A | Equity/Index | AEL 85LNZLR1WR9SYRVFCH09 | 02/17/2023 | 02/20/2024 | 860 | 3,507,097 | 4079.09 | | 199,871 | | 74,952 | | 194,686 | | | (124,919) | | | | | |
| S&P Digital | | N/A | Equity/Index | AEL 85LNZLR1WR9SYRVFCH09 | 02/17/2023 | 02/20/2024 | 4 | 17,856 | 4079.09 | | 180 | | 68 | | 208 | | | (113) | | | | | |
| SPXDSUN Index Option | | N/A | Equity/Index | AEL 85LNZLR1WR9SYRVFCH09 | 02/17/2023 | 02/20/2024 | 62 | 197,258 | 3164.76 | | 8,699 | | 3,262 | | 3,370 | | | (5,437) | | | | | |
| S&P 500 Dividend Aristocrats Daily Risk Control 5% Index | | N/A | Equity/Index | AEL 85LNZLR1WR9SYRVFCH09 | 02/17/2023 | 02/20/2024 | 323 | 583,871 | 1805.95 | | 12,261 | | 4,598 | | 1,881 | | | (7,663) | | | | | |
| S&P 500 Index Option | | N/A | Equity/Index | AEL 85LNZLR1WR9SYRVFCH09 | 02/21/2023 | 02/21/2024 | 685 | 2,738,484 | 3997.34 | | 143,148 | | 53,680 | | 166,705 | | | (89,467) | | | | | |
| SPXDSUN Index Option | | N/A | Equity/Index | AEL 85LNZLR1WR9SYRVFCH09 | 02/21/2023 | 02/21/2024 | 17 | 53,999 | 3145.99 | | 2,572 | | 964 | | 1,250 | | | (1,607) | | | | | |
| S&P 500 Dividend Aristocrats Daily Risk Control 5% Index | | N/A | Equity/Index | AEL 85LNZLR1WR9SYRVFCH09 | 02/21/2023 | 02/21/2024 | 283 | 507,686 | 1794.3 | | 10,712 | | 4,017 | | 2,335 | | | (6,695) | | | | | |
| Franklin Global Trends Index | | N/A | Equity/Index | AEL 85LNZLR1WR9SYRVFCH09 | 02/22/2023 | 02/22/2024 | 1,036 | 247,436 | 238.84 | | 5,765 | | 2,162 | | 1,126 | | | (3,603) | | | | | |
| Invesco Dynamic Growth Index | | N/A | Equity/Index | AEL 85LNZLR1WR9SYRVFCH09 | 02/22/2023 | 02/22/2024 | 160 | 412,679 | 2578.95 | | 9,038 | | 3,389 | | 990 | | | (5,649) | | | | | |
| S&P 500 Index Option | | N/A | Equity/Index | AEL 85LNZLR1WR9SYRVFCH09 | 02/22/2023 | 02/22/2024 | 2,259 | 9,016,022 | 3991.05 | | 462,396 | | 173,398 | | 575,238 | | | (288,997) | | | | | |
| SPXDSUN Index Option | | N/A | Equity/Index | AEL 85LNZLR1WR9SYRVFCH09 | 02/22/2023 | 02/22/2024 | 105 | 331,620 | 3146.28 | | 14,704 | | 5,514 | | 6,803 | | | (9,190) | | | | | |
| S&P 500 Dividend Aristocrats Daily Risk Control 5% Index | | N/A | Equity/Index | AEL 85LNZLR1WR9SYRVFCH09 | 02/22/2023 | 02/22/2024 | 185 | 332,279 | 1794.23 | | 7,011 | | 2,629 | | 1,544 | | | (4,382) | | | | | |
| Invesco Dynamic Growth Index | | N/A | Equity/Index | AEL 85LNZLR1WR9SYRVFCH09 | 02/23/2023 | 02/23/2024 | 130 | 335,597 | 2581.95 | | 7,350 | | 2,756 | | 759 | | | (4,593) | | | | | |
| S&P 500 Index Option | | N/A | Equity/Index | AEL 85LNZLR1WR9SYRVFCH09 | 02/23/2023 | 02/23/2024 | 1,070 | 4,292,300 | 4012.32 | | 165,111 | | 61,917 | | 198,287 | | | (103,195) | | | | | |
| SPXDSUN Index Option | | N/A | Equity/Index | AEL 85LNZLR1WR9SYRVFCH09 | 02/23/2023 | 02/23/2024 | 3 | 12,267 | 4012.32 | | 125 | | 47 | | 148 | | | (78) | | | | | |

E06.45

STATEMENT AS OF SEPTEMBER 30, 2023 OF THE EAGLE LIFE INSURANCE COMPANY

SCHEDULE DB - PART A - SECTION 1

Showing all Options, Caps, Floors, Collars, Swaps and Forwards Open as of Current Statement Date

| 1 | 2 | 3 | 4 | 5 | 6 | 7 | 8 | 9 | 10 | 11 | 12 | 13 | 14 | 15 | 16 | 17 | 18 | 19 | 20 | 21 | 22 | 23 | |
|--|---|------------------------------|------------------------|---|------------|--------------------------------|---------------------|-----------------|---|--|--|---------------------|-------------------------------|------|------------|---|--|--|---|--------------------|------------------------------------|---|--|
| Description | Description of Item(s) Hedged, Used for Income Generation or Replicated | Schedule/ Exhibit Identifier | Type(s) of Risk(s) (a) | Exchange, Counterparty or Central Clearinghouse | Trade Date | Date of Maturity or Expiration | Number of Contracts | Notional Amount | Strike Price, Rate or Index Received (Paid) | Cumulative Prior Year(s) Initial Cost of Un-discounted Premium (Received) Paid | Current Year Initial Cost of Un-discounted Premium (Received) Paid | Current Year Income | Book/ Adjusted Carrying Value | Code | Fair Value | Unrealized Valuation Increase/ (Decrease) | Total Foreign Exchange Change in B./A.C.V. | Current Year's (Amortization)/ Accretion | Adjustment to Carrying Value of Hedged Item | Potential Exposure | Credit Quality of Reference Entity | Hedge Effectiveness at Inception and at Quarter-end (b) | |
| SPXDSUN Index Option PTPT | | N/A | Equity/Index | AEL 85LNZLR1WR9SYRVFCH09 | 02/23/2023 | 02/23/2024 | 57 | 178,369 | 3148.3 | | 7,706 | | 2,890 | | 3,414 | | | (4,816) | | | | | |
| S&P 500 Dividend Aristocrats Daily Risk Control 5% Index | | N/A | Equity/Index | AEL 85LNZLR1WR9SYRVFCH09 | 02/23/2023 | 02/23/2024 | 326 | 585,150 | 1795.15 | | 12,288 | | 4,608 | | 2,668 | | | (7,680) | | | | | |
| S&P 500 Index Option PTPT | | N/A | Equity/Index | AEL 85LNZLR1WR9SYRVFCH09 | 02/24/2023 | 02/23/2024 | 2,130 | 8,457,452 | 3970.04 | | 348,780 | | 130,792 | | 429,212 | | | (217,987) | | | | | |
| S&P Digital | | N/A | Equity/Index | AEL 85LNZLR1WR9SYRVFCH09 | 02/24/2023 | 02/23/2024 | 2 | 8,213 | 3970.04 | | 83 | | 31 | | 101 | | | (52) | | | | | |
| SPXDSUN Index Option PTPT | | N/A | Equity/Index | AEL 85LNZLR1WR9SYRVFCH09 | 02/24/2023 | 02/23/2024 | 13 | 42,239 | 3144.89 | | 1,525 | | 572 | | 612 | | | (953) | | | | | |
| S&P 500 Dividend Aristocrats Daily Risk Control 5% Index | | N/A | Equity/Index | AEL 85LNZLR1WR9SYRVFCH09 | 02/24/2023 | 02/23/2024 | 2,131 | 3,821,602 | 1792.97 | | 80,636 | | 30,238 | | 18,541 | | | (50,397) | | | | | |
| Invesco Dynamic Growth Index | | N/A | Equity/Index | AEL 85LNZLR1WR9SYRVFCH09 | 02/24/2023 | 02/23/2024 | 161 | 414,405 | 2574 | | 9,075 | | 3,403 | | 1,122 | | | (5,672) | | | | | |
| UST 3.50% 02/15/23 | | N/A | Equity/Index | AEL 85LNZLR1WR9SYRVFCH09 | 02/22/2023 | 02/23/2024 | 103 | 10,056 | 98 | | 140 | | 53 | | 174 | | | (88) | | | | | |
| Total Return Options S&P 500 Indx Opt | | N/A | Equity/Index | AEL 85LNZLR1WR9SYRVFCH09 | 02/24/2023 | 02/24/2024 | 8 | 30,053 | 3970.04 | | 697 | | 261 | | 387 | | | (436) | | | | | |
| MOPTPT S&P 500 Index Option | | N/A | Equity/Index | AEL 85LNZLR1WR9SYRVFCH09 | 02/24/2023 | 02/26/2024 | 1,088 | 4,319,562 | 3970.04 | | 195,446 | | 73,292 | | 235,523 | | | (122,154) | | | | | |
| PTPT SPXDSUN Index Option | | N/A | Equity/Index | AEL 85LNZLR1WR9SYRVFCH09 | 02/24/2023 | 02/26/2024 | 3 | 10,013 | 3144.89 | | 485 | | 182 | | 249 | | | (303) | | | | | |
| S&P 500 Dividend Aristocrats Daily Risk Control 5% Index | | N/A | Equity/Index | AEL 85LNZLR1WR9SYRVFCH09 | 02/24/2023 | 02/26/2024 | 155 | 278,373 | 1792.97 | | 5,902 | | 2,213 | | 1,381 | | | (3,688) | | | | | |
| S&P 500 Index Option PTPT | | N/A | Equity/Index | AEL 85LNZLR1WR9SYRVFCH09 | 02/27/2023 | 02/27/2024 | 595 | 2,370,830 | 3982.24 | | 150,245 | | 56,342 | | 175,435 | | | (93,903) | | | | | |
| S&P Digital | | N/A | Equity/Index | AEL 85LNZLR1WR9SYRVFCH09 | 02/27/2023 | 02/27/2024 | 5 | 18,875 | 3982.24 | | 193 | | 72 | | 230 | | | (120) | | | | | |
| SPXDSUN Index Option PTPT | | N/A | Equity/Index | AEL 85LNZLR1WR9SYRVFCH09 | 02/27/2023 | 02/27/2024 | 7 | 20,849 | 3147.15 | | 1,003 | | 376 | | 512 | | | (627) | | | | | |
| S&P 500 Dividend Aristocrats Daily Risk Control 5% Index | | N/A | Equity/Index | AEL 85LNZLR1WR9SYRVFCH09 | 02/27/2023 | 02/27/2024 | 335 | 600,232 | 1793.56 | | 12,665 | | 4,749 | | 2,951 | | | (7,916) | | | | | |
| Invesco Dynamic Growth Index | | N/A | Equity/Index | AEL 85LNZLR1WR9SYRVFCH09 | 02/27/2023 | 02/27/2024 | 216 | 557,010 | 2575.39 | | 12,199 | | 4,574 | | 1,518 | | | (7,624) | | | | | |
| S&P 500 Index Option PTPT | | N/A | Equity/Index | AEL 85LNZLR1WR9SYRVFCH09 | 02/28/2023 | 02/28/2024 | 1,156 | 4,589,234 | 3970.15 | | 254,178 | | 95,317 | | 312,607 | | | (158,861) | | | | | |
| S&P 500 Dividend Aristocrats Daily Risk Control 5% Index | | N/A | Equity/Index | AEL 85LNZLR1WR9SYRVFCH09 | 02/28/2023 | 02/28/2024 | 621 | 1,112,508 | 1792.16 | | 23,474 | | 8,803 | | 5,727 | | | (14,671) | | | | | |
| Invesco Dynamic Growth Index | | N/A | Equity/Index | AEL 85LNZLR1WR9SYRVFCH09 | 02/28/2023 | 02/28/2024 | 631 | 1,625,650 | 2575.3 | | 35,602 | | 13,351 | | 4,478 | | | (22,251) | | | | | |
| Invesco Dynamic Growth Index | | N/A | Equity/Index | AEL 85LNZLR1WR9SYRVFCH09 | 02/01/2023 | 01/31/2025 | 86 | 225,580 | 2637.86 | | 6,925 | | 4,761 | | 1,122 | | | (2,164) | | | | | |
| S&P 500 Index Option PTPT | | N/A | Equity/Index | AEL 85LNZLR1WR9SYRVFCH09 | 02/01/2023 | 01/31/2025 | 69 | 282,979 | 4119.21 | | 19,472 | | 13,387 | | 21,032 | | | (6,085) | | | | | |
| Invesco Dynamic Growth Index | | N/A | Equity/Index | AEL 85LNZLR1WR9SYRVFCH09 | 02/02/2023 | 01/31/2025 | 13 | 35,280 | 2642.88 | | 1,087 | | 747 | | 165 | | | (340) | | | | | |
| Franklin Global Trends Index | | N/A | Equity/Index | AEL 85LNZLR1WR9SYRVFCH09 | 02/03/2023 | 02/03/2025 | 387 | 94,050 | 243.17 | | 3,104 | | 2,134 | | 796 | | | (970) | | | | | |

E06.46

STATEMENT AS OF SEPTEMBER 30, 2023 OF THE EAGLE LIFE INSURANCE COMPANY

SCHEDULE DB - PART A - SECTION 1

Showing all Options, Caps, Floors, Collars, Swaps and Forwards Open as of Current Statement Date

| 1 | 2 | 3 | 4 | 5 | 6 | 7 | 8 | 9 | 10 | 11 | 12 | 13 | 14 | 15 | 16 | 17 | 18 | 19 | 20 | 21 | 22 | 23 | |
|--|---|------------------------------|------------------------|---|------------|--------------------------------|---------------------|-----------------|---|--|--|---------------------|-------------------------------|------|------------|---|--|--|---|--------------------|------------------------------------|---|--|
| Description | Description of Item(s) Hedged, Used for Income Generation or Replicated | Schedule/ Exhibit Identifier | Type(s) of Risk(s) (a) | Exchange, Counterparty or Central Clearinghouse | Trade Date | Date of Maturity or Expiration | Number of Contracts | Notional Amount | Strike Price, Rate or Index Received (Paid) | Cumulative Prior Year(s) Initial Cost of Un-discounted Premium (Received) Paid | Current Year Initial Cost of Un-discounted Premium (Received) Paid | Current Year Income | Book/ Adjusted Carrying Value | Code | Fair Value | Unrealized Valuation Increase/ (Decrease) | Total Foreign Exchange Change in B./A.C.V. | Current Year's (Amortization)/ Accretion | Adjustment to Carrying Value of Hedged Item | Potential Exposure | Credit Quality of Reference Entity | Hedge Effectiveness at Inception and at Quarter-end (b) | |
| Invesco Dynamic Growth Index | | N/A | Equity/Index | AEL 85LNZLR1WR9SYRVFCH09 | 02/03/2023 | 02/03/2025 | 403 | 1,059,025 | 2628.84 | | 32,512 | | 22,352 | | 5,897 | | | (10,160) | | | | | |
| S&P 500 Dividend Aristocrats Daily Risk Control 5% Index | | N/A | Equity/Index | AEL 85LNZLR1WR9SYRVFCH09 | 02/03/2023 | 02/03/2025 | 52 | 93,629 | 1810.28 | | 2,931 | | 2,015 | | 1,092 | | | (916) | | | | | |
| Invesco Dynamic Growth Index | | N/A | Equity/Index | AEL 85LNZLR1WR9SYRVFCH09 | 02/06/2023 | 02/06/2025 | 115 | 300,094 | 2614.28 | | 9,183 | | 6,313 | | 1,985 | | | (2,870) | | | | | |
| S&P 500 Dividend Aristocrats Daily Risk Control 5% Index | | N/A | Equity/Index | AEL 85LNZLR1WR9SYRVFCH09 | 02/06/2023 | 02/06/2025 | 8 | 14,227 | 1806.55 | | 445 | | 306 | | 176 | | | (139) | | | | | |
| Invesco Dynamic Growth Index | | N/A | Equity/Index | AEL 85LNZLR1WR9SYRVFCH09 | 02/07/2023 | 02/07/2025 | 321 | 839,889 | 2614.66 | | 25,701 | | 17,669 | | 5,544 | | | (8,031) | | | | | |
| S&P 500 Dividend Aristocrats Daily Risk Control 5% Index | | N/A | Equity/Index | AEL 85LNZLR1WR9SYRVFCH09 | 02/07/2023 | 02/07/2025 | 46 | 82,450 | 1808.48 | | 2,564 | | 1,763 | | 993 | | | (801) | | | | | |
| S&P 500 Index Option PTP | | N/A | Equity/Index | AEL 85LNZLR1WR9SYRVFCH09 | 02/08/2023 | 02/07/2025 | 58 | 240,777 | 4117.86 | | 20,389 | | 14,018 | | 22,061 | | | (6,372) | | | | | |
| Franklin Global Trends Index | | N/A | Equity/Index | AEL 85LNZLR1WR9SYRVFCH09 | 02/08/2023 | 02/07/2025 | 371 | 89,872 | 242.42 | | 2,948 | | 2,027 | | 837 | | | (921) | | | | | |
| Invesco Dynamic Growth Index | | N/A | Equity/Index | AEL 85LNZLR1WR9SYRVFCH09 | 02/08/2023 | 02/07/2025 | 1,132 | 2,957,399 | 2611.53 | | 90,496 | | 62,216 | | 20,212 | | | (28,280) | | | | | |
| S&P 500 Dividend Aristocrats Daily Risk Control 5% Index | | N/A | Equity/Index | AEL 85LNZLR1WR9SYRVFCH09 | 02/08/2023 | 02/07/2025 | 278 | 501,117 | 1803.22 | | 15,234 | | 10,473 | | 6,496 | | | (4,761) | | | | | |
| Invesco Dynamic Growth Index | | N/A | Equity/Index | AEL 85LNZLR1WR9SYRVFCH09 | 02/09/2023 | 02/07/2025 | 537 | 1,398,940 | 2603.28 | | 42,808 | | 29,430 | | 10,466 | | | (13,377) | | | | | |
| S&P 500 Dividend Aristocrats Daily Risk Control 5% Index | | N/A | Equity/Index | AEL 85LNZLR1WR9SYRVFCH09 | 02/09/2023 | 02/07/2025 | 27 | 48,907 | 1797.92 | | 1,516 | | 1,042 | | 682 | | | (474) | | | | | |
| Invesco Dynamic Growth Index | | N/A | Equity/Index | AEL 85LNZLR1WR9SYRVFCH09 | 02/10/2023 | 02/10/2025 | 612 | 1,591,336 | 2600.79 | | 48,695 | | 33,478 | | 12,309 | | | (15,217) | | | | | |
| Invesco Dynamic Growth Index | | N/A | Equity/Index | AEL 85LNZLR1WR9SYRVFCH09 | 02/13/2023 | 02/13/2025 | 153 | 399,938 | 2606.13 | | 12,198 | | 8,386 | | 2,939 | | | (3,812) | | | | | |
| S&P 500 Dividend Aristocrats Daily Risk Control 5% Index | | N/A | Equity/Index | AEL 85LNZLR1WR9SYRVFCH09 | 02/13/2023 | 02/13/2025 | 40 | 72,790 | 1807.29 | | 2,176 | | 1,496 | | 901 | | | (680) | | | | | |
| Franklin Global Trends Index | | N/A | Equity/Index | AEL 85LNZLR1WR9SYRVFCH09 | 02/14/2023 | 02/14/2025 | 74 | 17,965 | 241.62 | | 589 | | 405 | | 186 | | | (184) | | | | | |
| Invesco Dynamic Growth Index | | N/A | Equity/Index | AEL 85LNZLR1WR9SYRVFCH09 | 02/14/2023 | 02/14/2025 | 1,269 | 3,300,591 | 2601.38 | | 100,668 | | 69,209 | | 25,587 | | | (31,459) | | | | | |
| S&P 500 Index Option PTP | | N/A | Equity/Index | AEL 85LNZLR1WR9SYRVFCH09 | 02/15/2023 | 02/14/2025 | 73 | 304,762 | 4147.6 | | 27,996 | | 19,247 | | 28,999 | | | (8,749) | | | | | |
| S&P 500 Dividend Aristocrats Daily Risk Control 5% Index | | N/A | Equity/Index | AEL 85LNZLR1WR9SYRVFCH09 | 02/15/2023 | 02/14/2025 | 443 | 800,036 | 1807.46 | | 24,241 | | 16,666 | | 9,900 | | | (7,575) | | | | | |
| Franklin Global Trends Index | | N/A | Equity/Index | AEL 85LNZLR1WR9SYRVFCH09 | 02/15/2023 | 02/14/2025 | 512 | 123,428 | 241.09 | | 4,036 | | 2,775 | | 1,354 | | | (1,261) | | | | | |

E06.47

STATEMENT AS OF SEPTEMBER 30, 2023 OF THE EAGLE LIFE INSURANCE COMPANY

SCHEDULE DB - PART A - SECTION 1

Showing all Options, Caps, Floors, Collars, Swaps and Forwards Open as of Current Statement Date

| 1 | 2 | 3 | 4 | 5 | 6 | 7 | 8 | 9 | 10 | 11 | 12 | 13 | 14 | 15 | 16 | 17 | 18 | 19 | 20 | 21 | 22 | 23 | |
|--|---|------------------------------|------------------------|---|------------|--------------------------------|---------------------|-----------------|---|--|--|---------------------|-------------------------------|------|------------|---|--|--|---|--------------------|------------------------------------|---|--|
| Description | Description of Item(s) Hedged, Used for Income Generation or Replicated | Schedule/ Exhibit Identifier | Type(s) of Risk(s) (a) | Exchange, Counterparty or Central Clearinghouse | Trade Date | Date of Maturity or Expiration | Number of Contracts | Notional Amount | Strike Price, Rate or Index Received (Paid) | Cumulative Prior Year(s) Initial Cost of Un-discounted Premium (Received) Paid | Current Year Initial Cost of Un-discounted Premium (Received) Paid | Current Year Income | Book/ Adjusted Carrying Value | Code | Fair Value | Unrealized Valuation Increase/ (Decrease) | Total Foreign Exchange Change in B./A.C.V. | Current Year's (Amortization)/ Accretion | Adjustment to Carrying Value of Hedged Item | Potential Exposure | Credit Quality of Reference Entity | Hedge Effectiveness at Inception and at Quarter-end (b) | |
| Invesco Dynamic Growth Index | | N/A | Equity/Index | AEL 85LNZLR1WR9SYRVFCH09 | 02/15/2023 | 02/14/2025 | 560 | 1,455,545 | 2600.79 | | 44,249 | | 30,421 | | 11,356 | | | (13,828) | | | | | |
| S&P 500 Dividend Aristocrats Daily Risk Control 5% Index | | N/A | Equity/Index | AEL 85LNZLR1WR9SYRVFCH09 | 02/16/2023 | 02/14/2025 | 39 | 70,620 | 1804.75 | | 2,062 | | 1,418 | | 907 | | | (644) | | | | | |
| Invesco Dynamic Growth Index | | N/A | Equity/Index | AEL 85LNZLR1WR9SYRVFCH09 | 02/17/2023 | 02/14/2025 | 371 | 963,903 | 2595.8 | | 29,303 | | 20,146 | | 7,931 | | | (9,157) | | | | | |
| S&P 500 Dividend Aristocrats Daily Risk Control 5% Index | | N/A | Equity/Index | AEL 85LNZLR1WR9SYRVFCH09 | 02/17/2023 | 02/14/2025 | 54 | 96,959 | 1805.95 | | 2,812 | | 1,933 | | 1,225 | | | (879) | | | | | |
| Invesco Dynamic Growth Index | | N/A | Equity/Index | AEL 85LNZLR1WR9SYRVFCH09 | 02/21/2023 | 02/21/2025 | 194 | 500,099 | 2576.9 | | 15,203 | | 10,452 | | 5,071 | | | (4,751) | | | | | |
| S&P 500 Dividend Aristocrats Daily Risk Control 5% Index | | N/A | Equity/Index | AEL 85LNZLR1WR9SYRVFCH09 | 02/21/2023 | 02/21/2025 | 64 | 114,257 | 1794.3 | | 3,485 | | 2,396 | | 1,709 | | | (1,089) | | | | | |
| Franklin Global Trends Index | | N/A | Equity/Index | AEL 85LNZLR1WR9SYRVFCH09 | 02/22/2023 | 02/21/2025 | 563 | 134,493 | 238.84 | | 4,398 | | 3,024 | | 1,900 | | | (1,374) | | | | | |
| Invesco Dynamic Growth Index | | N/A | Equity/Index | AEL 85LNZLR1WR9SYRVFCH09 | 02/22/2023 | 02/21/2025 | 125 | 323,612 | 2578.95 | | 9,838 | | 6,763 | | 3,214 | | | (3,074) | | | | | |
| S&P 500 Index Option PTP | | N/A | Equity/Index | AEL 85LNZLR1WR9SYRVFCH09 | 02/22/2023 | 02/21/2025 | 11 | 45,543 | 3991.05 | | 6,731 | | 4,628 | | 7,679 | | | (2,104) | | | | | |
| S&P 500 Dividend Aristocrats Daily Risk Control 5% Index | | N/A | Equity/Index | AEL 85LNZLR1WR9SYRVFCH09 | 02/22/2023 | 02/21/2025 | 64 | 114,301 | 1794.23 | | 3,452 | | 2,373 | | 1,711 | | | (1,079) | | | | | |
| Invesco Dynamic Growth Index | | N/A | Equity/Index | AEL 85LNZLR1WR9SYRVFCH09 | 02/23/2023 | 02/21/2025 | 85 | 220,672 | 2581.95 | | 6,708 | | 4,612 | | 2,126 | | | (2,096) | | | | | |
| S&P 500 Dividend Aristocrats Daily Risk Control 5% Index | | N/A | Equity/Index | AEL 85LNZLR1WR9SYRVFCH09 | 02/24/2023 | 02/24/2025 | 248 | 444,194 | 1792.97 | | 12,882 | | 8,856 | | 6,791 | | | (4,026) | | | | | |
| Invesco Dynamic Growth Index | | N/A | Equity/Index | AEL 85LNZLR1WR9SYRVFCH09 | 02/24/2023 | 02/24/2025 | 129 | 331,971 | 2574 | | 10,092 | | 6,938 | | 3,484 | | | (3,154) | | | | | |
| S&P 500 Dividend Aristocrats Daily Risk Control 5% Index | | N/A | Equity/Index | AEL 85LNZLR1WR9SYRVFCH09 | 02/27/2023 | 02/27/2025 | 72 | 130,017 | 1793.56 | | 3,770 | | 2,592 | | 1,981 | | | (1,178) | | | | | |
| Invesco Dynamic Growth Index | | N/A | Equity/Index | AEL 85LNZLR1WR9SYRVFCH09 | 02/27/2023 | 02/27/2025 | 63 | 163,145 | 2575.39 | | 4,943 | | 3,399 | | 1,697 | | | (1,545) | | | | | |
| Invesco Dynamic Growth Index | | N/A | Equity/Index | AEL 85LNZLR1WR9SYRVFCH09 | 02/28/2023 | 02/28/2025 | 69 | 178,386 | 2575.3 | | 5,405 | | 3,716 | | 1,860 | | | (1,689) | | | | | |
| S&P 500 Dividend Aristocrats Daily Risk Control 5% Index | | N/A | Equity/Index | AEL 85LNZLR1WR9SYRVFCH09 | 02/28/2023 | 02/28/2025 | 114 | 204,208 | 1792.16 | | 6,085 | | 4,184 | | 3,174 | | | (1,902) | | | | | |
| S&P 500 Index Option PTP | | N/A | Equity/Index | AEL 85LNZLR1WR9SYRVFCH09 | 02/08/2023 | 02/08/2028 | 186 | 766,195 | 4117.86 | | 88,879 | | 77,769 | | 96,965 | | | (11,110) | | | | | |
| S&P 500 Index Option PTP | | N/A | Equity/Index | AEL 85LNZLR1WR9SYRVFCH09 | 02/09/2023 | 02/09/2028 | 101 | 413,070 | 4081.5 | | 47,792 | | 41,818 | | 52,928 | | | (5,974) | | | | | |
| S&P 500 Index Option PTP | | N/A | Equity/Index | AEL 85LNZLR1WR9SYRVFCH09 | 02/22/2023 | 02/22/2028 | 36 | 145,131 | 3991.05 | | 24,846 | | 21,741 | | 26,034 | | | (3,106) | | | | | |
| Franklin Global Trends Index | | N/A | Equity/Index | AEL 85LNZLR1WR9SYRVFCH09 | 03/01/2023 | 03/01/2024 | 322 | 76,772 | 238.16 | | 1,804 | | 827 | | 428 | | | (977) | | | | | |

E06.48

STATEMENT AS OF SEPTEMBER 30, 2023 OF THE EAGLE LIFE INSURANCE COMPANY

SCHEDULE DB - PART A - SECTION 1

Showing all Options, Caps, Floors, Collars, Swaps and Forwards Open as of Current Statement Date

| 1 | 2 | 3 | 4 | 5 | 6 | 7 | 8 | 9 | 10 | 11 | 12 | 13 | 14 | 15 | 16 | 17 | 18 | 19 | 20 | 21 | 22 | 23 | |
|--|---|------------------------------|------------------------|---|------------|--------------------------------|---------------------|-----------------|---|--|--|---------------------|-------------------------------|------|------------|---|--|--|---|--------------------|------------------------------------|---|--|
| Description | Description of Item(s) Hedged, Used for Income Generation or Replicated | Schedule/ Exhibit Identifier | Type(s) of Risk(s) (a) | Exchange, Counterparty or Central Clearinghouse | Trade Date | Date of Maturity or Expiration | Number of Contracts | Notional Amount | Strike Price, Rate or Index Received (Paid) | Cumulative Prior Year(s) Initial Cost of Un-discounted Premium (Received) Paid | Current Year Initial Cost of Un-discounted Premium (Received) Paid | Current Year Income | Book/ Adjusted Carrying Value | Code | Fair Value | Unrealized Valuation Increase/ (Decrease) | Total Foreign Exchange Change in B./A.C.V. | Current Year's (Amortization)/ Accretion | Adjustment to Carrying Value of Hedged Item | Potential Exposure | Credit Quality of Reference Entity | Hedge Effectiveness at Inception and at Quarter-end (b) | |
| Franklin Global Trends Index | | N/A | Equity/Index | AEL 85LNZLR1WR9SYRVFCH09 | 03/01/2023 | 02/28/2025 | 238 | 56,730 | 238.16 | | 1,844 | | 1,344 | | 868 | | | (499) | | | | | |
| Invesco Dynamic Growth Index | | N/A | Equity/Index | AEL 85LNZLR1WR9SYRVFCH09 | 03/01/2023 | 03/01/2024 | 108 | 277,630 | 2570.6 | | 6,330 | | 2,901 | | 862 | | | (3,429) | | | | | |
| Invesco Dynamic Growth Index | | N/A | Equity/Index | AEL 85LNZLR1WR9SYRVFCH09 | 03/01/2023 | 02/28/2025 | 194 | 499,117 | 2570.6 | | 15,123 | | 11,027 | | 5,454 | | | (4,096) | | | | | |
| S&P 500 Index Option | | N/A | Equity/Index | AEL 85LNZLR1WR9SYRVFCH09 | 03/01/2023 | 03/01/2024 | 1,931 | 7,629,963 | 3951.39 | | 372,290 | | 170,633 | | 474,271 | | | (201,657) | | | | | |
| S&P 500 Index Option | | N/A | Equity/Index | AEL 85LNZLR1WR9SYRVFCH09 | 03/01/2023 | 02/28/2025 | 88 | 346,337 | 3951.39 | | 36,529 | | 26,636 | | 44,859 | | | (9,893) | | | | | |
| S&P 500 Indx Opt | | N/A | Equity/Index | AEL 85LNZLR1WR9SYRVFCH09 | 03/01/2023 | 03/01/2024 | 2 | 7,193 | 3951.39 | | 201 | | 92 | | 249 | | | (109) | | | | | |
| SPXDSUN Index Option | | N/A | Equity/Index | AEL 85LNZLR1WR9SYRVFCH09 | 03/01/2023 | 03/01/2024 | 142 | 445,293 | 3140.11 | | 19,797 | | 9,074 | | 10,106 | | | (10,723) | | | | | |
| S&P 500 Dividend Aristocrats Daily Risk Control 5% Index | | N/A | Equity/Index | AEL 85LNZLR1WR9SYRVFCH09 | 03/01/2023 | 03/01/2024 | 1,160 | 2,075,060 | 1789.08 | | 44,199 | | 20,258 | | 11,773 | | | (23,941) | | | | | |
| S&P 500 Dividend Aristocrats Daily Risk Control 5% Index | | N/A | Equity/Index | AEL 85LNZLR1WR9SYRVFCH09 | 03/01/2023 | 02/28/2025 | 154 | 275,448 | 1789.08 | | 8,346 | | 6,086 | | 4,455 | | | (2,260) | | | | | |
| Invesco Dynamic Growth Index | | N/A | Equity/Index | AEL 85LNZLR1WR9SYRVFCH09 | 03/02/2023 | 02/28/2025 | 114 | 294,000 | 2568.25 | | 8,879 | | 6,474 | | 3,288 | | | (2,405) | | | | | |
| S&P 500 Index Option | | N/A | Equity/Index | AEL 85LNZLR1WR9SYRVFCH09 | 03/02/2023 | 03/01/2024 | 1,108 | 4,409,953 | 3981.35 | | 160,393 | | 73,513 | | 197,918 | | | (86,879) | | | | | |
| S&P 500 Dividend Aristocrats Daily Risk Control 5% Index | | N/A | Equity/Index | AEL 85LNZLR1WR9SYRVFCH09 | 03/02/2023 | 03/01/2024 | 749 | 1,344,077 | 1794.21 | | 28,494 | | 13,060 | | 6,633 | | | (15,434) | | | | | |
| S&P 500 Dividend Aristocrats Daily Risk Control 5% Index | | N/A | Equity/Index | AEL 85LNZLR1WR9SYRVFCH09 | 03/02/2023 | 02/28/2025 | 519 | 932,040 | 1794.21 | | 28,054 | | 20,456 | | 14,105 | | | (7,598) | | | | | |
| Invesco Dynamic Growth Index | | N/A | Equity/Index | AEL 85LNZLR1WR9SYRVFCH09 | 03/03/2023 | 03/01/2024 | 238 | 614,195 | 2578.36 | | 13,389 | | 6,137 | | 1,611 | | | (7,253) | | | | | |
| Invesco Dynamic Growth Index | | N/A | Equity/Index | AEL 85LNZLR1WR9SYRVFCH09 | 03/03/2023 | 03/03/2025 | 171 | 442,117 | 2578.36 | | 13,396 | | 9,768 | | 4,495 | | | (3,628) | | | | | |
| S&P 500 Index Option | | N/A | Equity/Index | AEL 85LNZLR1WR9SYRVFCH09 | 03/03/2023 | 03/01/2024 | 1,421 | 5,749,666 | 4045.64 | | 227,910 | | 104,459 | | 266,474 | | | (123,451) | | | | | |
| S&P 500 Index Option | | N/A | Equity/Index | AEL 85LNZLR1WR9SYRVFCH09 | 03/03/2023 | 03/04/2024 | 921 | 3,726,900 | 4045.64 | | 185,074 | | 84,826 | | 199,927 | | | (100,248) | | | | | |
| S&P 500 Index Option | | N/A | Equity/Index | AEL 85LNZLR1WR9SYRVFCH09 | 03/03/2023 | 03/05/2024 | 789 | 3,190,065 | 4045.64 | | 126,480 | | 57,970 | | 142,904 | | | (68,510) | | | | | |
| SPXDSUN Index Option | | N/A | Equity/Index | AEL 85LNZLR1WR9SYRVFCH09 | 03/03/2023 | 03/01/2024 | 4 | 11,506 | 3160.11 | | 566 | | 259 | | 256 | | | (307) | | | | | |
| SPXDSUN Index Option | | N/A | Equity/Index | AEL 85LNZLR1WR9SYRVFCH09 | 03/03/2023 | 03/04/2024 | 122 | 386,967 | 3160.11 | | 16,443 | | 7,536 | | 6,648 | | | (8,907) | | | | | |
| S&P 500 Dividend Aristocrats Daily Risk Control 5% Index | | N/A | Equity/Index | AEL 85LNZLR1WR9SYRVFCH09 | 03/03/2023 | 03/01/2024 | 1,056 | 1,901,010 | 1800.01 | | 39,921 | | 18,297 | | 7,972 | | | (21,624) | | | | | |
| S&P 500 Index Option | | N/A | Equity/Index | AEL 85LNZLR1WR9SYRVFCH09 | 03/07/2023 | 03/07/2024 | 933 | 3,720,016 | 3986.37 | | 161,724 | | 74,123 | | 197,969 | | | (87,600) | | | | | |

E06.49

STATEMENT AS OF SEPTEMBER 30, 2023 OF THE EAGLE LIFE INSURANCE COMPANY

SCHEDULE DB - PART A - SECTION 1

Showing all Options, Caps, Floors, Collars, Swaps and Forwards Open as of Current Statement Date

| 1 | 2 | 3 | 4 | 5 | 6 | 7 | 8 | 9 | 10 | 11 | 12 | 13 | 14 | 15 | 16 | 17 | 18 | 19 | 20 | 21 | 22 | 23 | |
|--|---|------------------------------|------------------------|---|------------|--------------------------------|---------------------|-----------------|---|--|--|---------------------|-------------------------------|------|------------|---|--|--|---|--------------------|------------------------------------|---|--|
| Description | Description of Item(s) Hedged, Used for Income Generation or Replicated | Schedule/ Exhibit Identifier | Type(s) of Risk(s) (a) | Exchange, Counterparty or Central Clearinghouse | Trade Date | Date of Maturity or Expiration | Number of Contracts | Notional Amount | Strike Price, Rate or Index Received (Paid) | Cumulative Prior Year(s) Initial Cost of Un-discounted Premium (Received) Paid | Current Year Initial Cost of Un-discounted Premium (Received) Paid | Current Year Income | Book/ Adjusted Carrying Value | Code | Fair Value | Unrealized Valuation Increase/ (Decrease) | Total Foreign Exchange Change in B./A.C.V. | Current Year's (Amortization)/ Accretion | Adjustment to Carrying Value of Hedged Item | Potential Exposure | Credit Quality of Reference Entity | Hedge Effectiveness at Inception and at Quarter-end (b) | |
| S&P 500 Dividend Aristocrats Daily Risk Control 5% Index | | N/A | Equity/Index | AEL 85LNZLR1WR9SYRVFCH09 | 03/07/2023 | 03/07/2024 | 535 | 957,311 | 1789.42 | | 20,295 | | 9,302 | | 5,597 | | | (10,993) | | | | | |
| S&P 500 Dividend Aristocrats Daily Risk Control 5% Index | | N/A | Equity/Index | AEL 85LNZLR1WR9SYRVFCH09 | 03/07/2023 | 03/07/2025 | 73 | 129,899 | 1789.42 | | 3,949 | | 2,879 | | 2,113 | | | (1,070) | | | | | |
| Franklin Global Trends Index | | N/A | Equity/Index | AEL 85LNZLR1WR9SYRVFCH09 | 03/08/2023 | 03/08/2024 | 265 | 63,110 | 238.04 | | 63,110 | | 28,925 | | 376 | | | (34,184) | | | | | |
| Franklin Global Trends Index | | N/A | Equity/Index | AEL 85LNZLR1WR9SYRVFCH09 | 03/08/2023 | 03/07/2025 | 593 | 141,094 | 238.04 | | 141,094 | | 102,881 | | 2,205 | | | (38,213) | | | | | |
| Invesco Dynamic Growth Index | | N/A | Equity/Index | AEL 85LNZLR1WR9SYRVFCH09 | 03/08/2023 | 03/08/2024 | 250 | 641,137 | 2562.19 | | 641,137 | | 293,854 | | 2,502 | | | (347,283) | | | | | |
| Invesco Dynamic Growth Index | | N/A | Equity/Index | AEL 85LNZLR1WR9SYRVFCH09 | 03/08/2023 | 03/07/2025 | 214 | 547,044 | 2562.19 | | 547,044 | | 398,886 | | 6,561 | | | (148,158) | | | | | |
| S&P 500 Index Option PTPT | | N/A | Equity/Index | AEL 85LNZLR1WR9SYRVFCH09 | 03/08/2023 | 03/08/2024 | 2,413 | 9,634,450 | 3992.01 | | 453,707 | | 207,949 | | 562,014 | | | (245,758) | | | | | |
| S&P 500 Index Option PTPT | | N/A | Equity/Index | AEL 85LNZLR1WR9SYRVFCH09 | 03/08/2023 | 03/07/2025 | 170 | 679,575 | 3992.01 | | 72,264 | | 52,692 | | 85,773 | | | (19,571) | | | | | |
| S&P 500 Index Option PTPT | | N/A | Equity/Index | AEL 85LNZLR1WR9SYRVFCH09 | 03/08/2023 | 03/08/2028 | 49 | 193,767 | 3992.01 | | 33,987 | | 30,305 | | 37,055 | | | (3,682) | | | | | |
| S&P 500 Indx Opt MCOPTPT | | N/A | Equity/Index | AEL 85LNZLR1WR9SYRVFCH09 | 03/08/2023 | 03/08/2024 | 7 | 28,430 | 3992.01 | | 688 | | 315 | | 1,173 | | | (373) | | | | | |
| SPXDSUN Index Option PTPT | | N/A | Equity/Index | AEL 85LNZLR1WR9SYRVFCH09 | 03/08/2023 | 03/08/2024 | 155 | 487,988 | 3144.69 | | 22,135 | | 10,145 | | 10,855 | | | (11,990) | | | | | |
| S&P 500 Dividend Aristocrats Daily Risk Control 5% Index | | N/A | Equity/Index | AEL 85LNZLR1WR9SYRVFCH09 | 03/03/2023 | 03/03/2025 | 101 | 182,183 | 1800.01 | | 5,447 | | 3,972 | | 2,566 | | | (1,475) | | | | | |
| S&P 500 Dividend Aristocrats Daily Risk Control 5% Index | | N/A | Equity/Index | AEL 85LNZLR1WR9SYRVFCH09 | 03/03/2023 | 03/04/2024 | 415 | 747,762 | 1800.01 | | 15,703 | | 7,197 | | 3,210 | | | (8,506) | | | | | |
| S&P 500 Dividend Aristocrats Daily Risk Control 5% Index | | N/A | Equity/Index | AEL 85LNZLR1WR9SYRVFCH09 | 03/03/2023 | 03/05/2024 | 593 | 1,067,444 | 1800.01 | | 22,523 | | 10,323 | | 4,618 | | | (12,200) | | | | | |
| Invesco Dynamic Growth Index | | N/A | Equity/Index | AEL 85LNZLR1WR9SYRVFCH09 | 03/06/2023 | 03/06/2025 | 385 | 990,566 | 2570.09 | | 30,014 | | 21,885 | | 10,986 | | | (8,129) | | | | | |
| S&P 500 Index Option PTPT | | N/A | Equity/Index | AEL 85LNZLR1WR9SYRVFCH09 | 03/06/2023 | 03/06/2024 | 941 | 3,810,904 | 4048.42 | | 200,929 | | 92,092 | | 219,563 | | | (108,836) | | | | | |
| S&P 500 Dividend Aristocrats Daily Risk Control 5% Index | | N/A | Equity/Index | AEL 85LNZLR1WR9SYRVFCH09 | 03/06/2023 | 03/06/2024 | 717 | 1,290,068 | 1798.26 | | 27,349 | | 12,535 | | 5,904 | | | (14,814) | | | | | |
| S&P 500 Dividend Aristocrats Daily Risk Control 5% Index | | N/A | Equity/Index | AEL 85LNZLR1WR9SYRVFCH09 | 03/06/2023 | 03/06/2025 | 52 | 93,719 | 1798.26 | | 2,840 | | 2,071 | | 1,357 | | | (769) | | | | | |
| Franklin Global Trends Index | | N/A | Equity/Index | AEL 85LNZLR1WR9SYRVFCH09 | 03/07/2023 | 03/07/2025 | 185 | 44,048 | 238.04 | | 1,432 | | 1,044 | | 688 | | | (388) | | | | | |
| Invesco Dynamic Growth Index | | N/A | Equity/Index | AEL 85LNZLR1WR9SYRVFCH09 | 03/07/2023 | 03/07/2024 | 48 | 122,211 | 2563.38 | | 2,664 | | 1,221 | | 462 | | | (1,443) | | | | | |

E06:50

STATEMENT AS OF SEPTEMBER 30, 2023 OF THE EAGLE LIFE INSURANCE COMPANY

SCHEDULE DB - PART A - SECTION 1

Showing all Options, Caps, Floors, Collars, Swaps and Forwards Open as of Current Statement Date

| 1 | 2 | 3 | 4 | 5 | 6 | 7 | 8 | 9 | 10 | 11 | 12 | 13 | 14 | 15 | 16 | 17 | 18 | 19 | 20 | 21 | 22 | 23 | |
|--|---|------------------------------|------------------------|---|------------|--------------------------------|---------------------|-----------------|---|--|--|---------------------|-------------------------------|------|------------|---|--|--|---|--------------------|------------------------------------|---|--|
| Description | Description of Item(s) Hedged, Used for Income Generation or Replicated | Schedule/ Exhibit Identifier | Type(s) of Risk(s) (a) | Exchange, Counterparty or Central Clearinghouse | Trade Date | Date of Maturity or Expiration | Number of Contracts | Notional Amount | Strike Price, Rate or Index Received (Paid) | Cumulative Prior Year(s) Initial Cost of Un-discounted Premium (Received) Paid | Current Year Initial Cost of Un-discounted Premium (Received) Paid | Current Year Income | Book/ Adjusted Carrying Value | Code | Fair Value | Unrealized Valuation Increase/ (Decrease) | Total Foreign Exchange Change in B./A.C.V. | Current Year's (Amortization)/ Accretion | Adjustment to Carrying Value of Hedged Item | Potential Exposure | Credit Quality of Reference Entity | Hedge Effectiveness at Inception and at Quarter-end (b) | |
| Invesco Dynamic Growth Index | | N/A | Equity/Index | AEL 85LNZLR1WR9SYRVFCH09 | 03/07/2023 | 03/07/2025 | 29 | 73,809 | 2563.38 | | 2,229 | | 1,625 | | .875 | | | (604) | | | | | |
| S&P 500 Dividend Aristocrats Daily Risk Control 5% Index | | N/A | Equity/Index | AEL 85LNZLR1WR9SYRVFCH09 | 03/08/2023 | 03/08/2024 | 1,521 | 2,723,248 | 1790.06 | | 58,005 | | 26,586 | | 15,757 | | | (31,419) | | | | | |
| S&P 500 Dividend Aristocrats Daily Risk Control 5% Index | | N/A | Equity/Index | AEL 85LNZLR1WR9SYRVFCH09 | 03/08/2023 | 03/07/2025 | 392 | 701,197 | 1790.06 | | 21,316 | | 15,543 | | 11,311 | | | (5,773) | | | | | |
| Invesco Dynamic Growth Index | | N/A | Equity/Index | AEL 85LNZLR1WR9SYRVFCH09 | 03/09/2023 | 03/08/2024 | 161 | 412,811 | 2561.12 | | 8,999 | | 4,125 | | 1,646 | | | (4,875) | | | | | |
| Invesco Dynamic Growth Index | | N/A | Equity/Index | AEL 85LNZLR1WR9SYRVFCH09 | 03/09/2023 | 03/07/2025 | 179 | 459,396 | 2561.12 | | 13,874 | | 10,116 | | 5,567 | | | (3,757) | | | | | |
| S&P 500 Index Option | | N/A | Equity/Index | AEL 85LNZLR1WR9SYRVFCH09 | 03/09/2023 | 03/08/2024 | 1,082 | 4,239,899 | 3918.32 | | 196,495 | | 90,060 | | 264,865 | | | (106,435) | | | | | |
| S&P 500 Dividend Aristocrats Daily Risk Control 5% Index | | N/A | Equity/Index | AEL 85LNZLR1WR9SYRVFCH09 | 03/09/2023 | 03/08/2024 | 818 | 1,456,347 | 1781.41 | | 30,729 | | 14,084 | | 10,507 | | | (16,645) | | | | | |
| S&P 500 Dividend Aristocrats Daily Risk Control 5% Index | | N/A | Equity/Index | AEL 85LNZLR1WR9SYRVFCH09 | 03/09/2023 | 03/07/2025 | 11 | 18,915 | 1781.41 | | 569 | | 415 | | 340 | | | (154) | | | | | |
| Invesco Dynamic Growth Index | | N/A | Equity/Index | AEL 85LNZLR1WR9SYRVFCH09 | 03/10/2023 | 03/08/2024 | 59 | 151,048 | 2571.17 | | 3,308 | | 1,516 | | 490 | | | (1,792) | | | | | |
| Invesco Dynamic Growth Index | | N/A | Equity/Index | AEL 85LNZLR1WR9SYRVFCH09 | 03/10/2023 | 03/10/2025 | 129 | 331,968 | 2571.17 | | 10,125 | | 7,383 | | 3,666 | | | (2,742) | | | | | |
| S&P 500 Index Option | | N/A | Equity/Index | AEL 85LNZLR1WR9SYRVFCH09 | 03/10/2023 | 03/08/2024 | 1,342 | 5,183,491 | 3861.59 | | 238,341 | | 109,240 | | 336,082 | | | (129,101) | | | | | |
| S&P 500 Index Option | | N/A | Equity/Index | AEL 85LNZLR1WR9SYRVFCH09 | 03/10/2023 | 03/11/2024 | 985 | 3,609,342 | 3861.59 | | 176,957 | | 81,105 | | 246,587 | | | (95,852) | | | | | |
| S&P 500 Index Option | | N/A | Equity/Index | AEL 85LNZLR1WR9SYRVFCH09 | 03/10/2023 | 03/12/2024 | 1,232 | 4,758,868 | 3861.59 | | 199,537 | | 91,454 | | 277,610 | | | (108,083) | | | | | |
| S&P Digital | | N/A | Equity/Index | AEL 85LNZLR1WR9SYRVFCH09 | 03/10/2023 | 03/08/2024 | 27 | 105,200 | 3861.59 | | 1,046 | | 479 | | 1,339 | | | (566) | | | | | |
| SPXDSUN Index Option | | N/A | Equity/Index | AEL 85LNZLR1WR9SYRVFCH09 | 03/10/2023 | 03/08/2024 | 22 | 69,756 | 3115.86 | | 2,581 | | 1,183 | | 1,614 | | | (1,398) | | | | | |
| SPXDSUN Index Option | | N/A | Equity/Index | AEL 85LNZLR1WR9SYRVFCH09 | 03/10/2023 | 03/11/2024 | | 1,359 | 3115.86 | | 60 | | 27 | | 41 | | | (32) | | | | | |
| SPXDSUN Index Option | | N/A | Equity/Index | AEL 85LNZLR1WR9SYRVFCH09 | 03/10/2023 | 03/12/2024 | | 1,224 | 3115.86 | | 58 | | 27 | | 42 | | | (32) | | | | | |
| S&P 500 Dividend Aristocrats Daily Risk Control 5% Index | | N/A | Equity/Index | AEL 85LNZLR1WR9SYRVFCH09 | 03/10/2023 | 03/08/2024 | 1,439 | 2,552,433 | 1773.19 | | 54,112 | | 24,801 | | 22,470 | | | (29,310) | | | | | |
| S&P 500 Dividend Aristocrats Daily Risk Control 5% Index | | N/A | Equity/Index | AEL 85LNZLR1WR9SYRVFCH09 | 03/10/2023 | 03/10/2025 | 78 | 138,803 | 1773.19 | | 4,233 | | 3,087 | | 2,773 | | | (1,147) | | | | | |
| S&P 500 Dividend Aristocrats Daily Risk Control 5% Index | | N/A | Equity/Index | AEL 85LNZLR1WR9SYRVFCH09 | 03/10/2023 | 03/11/2024 | 278 | 492,726 | 1773.19 | | 10,397 | | 4,765 | | 4,400 | | | (5,631) | | | | | |

E06.51

STATEMENT AS OF SEPTEMBER 30, 2023 OF THE EAGLE LIFE INSURANCE COMPANY

SCHEDULE DB - PART A - SECTION 1

Showing all Options, Caps, Floors, Collars, Swaps and Forwards Open as of Current Statement Date

| 1 | 2 | 3 | 4 | 5 | 6 | 7 | 8 | 9 | 10 | 11 | 12 | 13 | 14 | 15 | 16 | 17 | 18 | 19 | 20 | 21 | 22 | 23 | |
|--|---|------------------------------|------------------------|---|------------|--------------------------------|---------------------|-----------------|---|--|--|---------------------|-------------------------------|------|------------|---|--|--|---|--------------------|------------------------------------|---|--|
| Description | Description of Item(s) Hedged, Used for Income Generation or Replicated | Schedule/ Exhibit Identifier | Type(s) of Risk(s) (a) | Exchange, Counterparty or Central Clearinghouse | Trade Date | Date of Maturity or Expiration | Number of Contracts | Notional Amount | Strike Price, Rate or Index Received (Paid) | Cumulative Prior Year(s) Initial Cost of Un-discounted Premium (Received) Paid | Current Year Initial Cost of Un-discounted Premium (Received) Paid | Current Year Income | Book/ Adjusted Carrying Value | Code | Fair Value | Unrealized Valuation Increase/ (Decrease) | Total Foreign Exchange Change in B./A.C.V. | Current Year's (Amortization)/ Accretion | Adjustment to Carrying Value of Hedged Item | Potential Exposure | Credit Quality of Reference Entity | Hedge Effectiveness at Inception and at Quarter-end (b) | |
| S&P 500 Dividend Aristocrats Daily Risk Control 5% Index | | N/A | Equity/Index | AEL 85LNZLR1WR9SYRVFCH09 | 03/10/2023 | 03/12/2024 | 469 | 831,383 | 1773.19 | | 17,625 | | 8,078 | | 7,458 | | | (9,547) | | | | | |
| Franklin Global Trends Index | | N/A | Equity/Index | AEL 85LNZLR1WR9SYRVFCH09 | 03/13/2023 | 03/13/2025 | 511 | 121,846 | 238.26 | | 4,045 | | 2,950 | | 1,877 | | | (1,096) | | | | | |
| Invesco Dynamic Growth Index | | N/A | Equity/Index | AEL 85LNZLR1WR9SYRVFCH09 | 03/13/2023 | 03/13/2024 | 239 | 617,934 | 2584.53 | | 13,656 | | 6,259 | | 1,577 | | | (7,397) | | | | | |
| Invesco Dynamic Growth Index | | N/A | Equity/Index | AEL 85LNZLR1WR9SYRVFCH09 | 03/13/2023 | 03/13/2025 | 32 | 82,425 | 2584.53 | | 2,547 | | 1,857 | | 802 | | | (690) | | | | | |
| S&P 500 Index Option PTP | | N/A | Equity/Index | AEL 85LNZLR1WR9SYRVFCH09 | 03/13/2023 | 03/13/2024 | 789 | 3,042,840 | 3855.76 | | 178,793 | | 81,947 | | 258,444 | | | (96,846) | | | | | |
| SPXDSUN Index Option PTP | | N/A | Equity/Index | AEL 85LNZLR1WR9SYRVFCH09 | 03/13/2023 | 03/13/2024 | 4 | 13,210 | 3116.72 | | 555 | | 254 | | 448 | | | (301) | | | | | |
| S&P 500 Dividend Aristocrats Daily Risk Control 5% Index | | N/A | Equity/Index | AEL 85LNZLR1WR9SYRVFCH09 | 03/13/2023 | 03/13/2024 | 325 | 576,071 | 1772.98 | | 12,213 | | 5,597 | | 5,217 | | | (6,615) | | | | | |
| Franklin Global Trends Index | | N/A | Equity/Index | AEL 85LNZLR1WR9SYRVFCH09 | 03/14/2023 | 03/14/2024 | 756 | 180,628 | 238.82 | | 4,245 | | 1,946 | | 954 | | | (2,299) | | | | | |
| Invesco Dynamic Growth Index | | N/A | Equity/Index | AEL 85LNZLR1WR9SYRVFCH09 | 03/14/2023 | 03/14/2024 | 18 | 47,236 | 2581.63 | | 1,039 | | 476 | | 129 | | | (563) | | | | | |
| Invesco Dynamic Growth Index | | N/A | Equity/Index | AEL 85LNZLR1WR9SYRVFCH09 | 03/14/2023 | 03/14/2025 | 125 | 322,420 | 2581.63 | | 9,898 | | 7,218 | | 3,234 | | | (2,681) | | | | | |
| S&P 500 Index Option PTP | | N/A | Equity/Index | AEL 85LNZLR1WR9SYRVFCH09 | 03/14/2023 | 03/14/2024 | 841 | 3,297,806 | 3919.29 | | 167,697 | | 76,861 | | 227,889 | | | (90,836) | | | | | |
| S&P 500 Dividend Aristocrats Daily Risk Control 5% Index | | N/A | Equity/Index | AEL 85LNZLR1WR9SYRVFCH09 | 03/14/2023 | 03/14/2024 | 301 | 535,883 | 1777.98 | | 11,361 | | 5,207 | | 4,337 | | | (6,154) | | | | | |
| S&P 500 Dividend Aristocrats Daily Risk Control 5% Index | | N/A | Equity/Index | AEL 85LNZLR1WR9SYRVFCH09 | 03/14/2023 | 03/14/2025 | 9 | 15,215 | 1777.98 | | 470 | | 343 | | 288 | | | (127) | | | | | |
| S&P 500 Index Option PTP | | N/A | Equity/Index | AEL 85LNZLR1WR9SYRVFCH09 | 03/15/2023 | 03/15/2024 | 1,871 | 7,283,630 | 3891.93 | | 326,181 | | 149,500 | | 445,326 | | | (176,682) | | | | | |
| S&P 500 Index Option PTP | | N/A | Equity/Index | AEL 85LNZLR1WR9SYRVFCH09 | 03/15/2023 | 03/14/2025 | 34 | 132,301 | 3891.93 | | 8,805 | | 6,420 | | 11,236 | | | (2,385) | | | | | |
| S&P Digital | | N/A | Equity/Index | AEL 85LNZLR1WR9SYRVFCH09 | 03/15/2023 | 03/15/2024 | 2 | 8,958 | 3891.93 | | 89 | | 41 | | 112 | | | (48) | | | | | |
| SPXDSUN Index Option PTP | | N/A | Equity/Index | AEL 85LNZLR1WR9SYRVFCH09 | 03/15/2023 | 03/15/2024 | 127 | 394,990 | 3117.49 | | 14,543 | | 6,665 | | 11,490 | | | (7,877) | | | | | |
| S&P 500 Dividend Aristocrats Daily Risk Control 5% Index | | N/A | Equity/Index | AEL 85LNZLR1WR9SYRVFCH09 | 03/15/2023 | 03/15/2024 | 581 | 1,029,563 | 1772.96 | | 22,136 | | 10,145 | | 9,414 | | | (11,990) | | | | | |
| S&P 500 Dividend Aristocrats Daily Risk Control 5% Index | | N/A | Equity/Index | AEL 85LNZLR1WR9SYRVFCH09 | 03/15/2023 | 03/14/2025 | 1 | 1,319 | 1772.96 | | 41 | | 30 | | 27 | | | (11) | | | | | |
| Franklin Global Trends Index | | N/A | Equity/Index | AEL 85LNZLR1WR9SYRVFCH09 | 03/15/2023 | 03/15/2024 | 346 | 82,328 | 238.11 | | 1,943 | | 891 | | 505 | | | (1,052) | | | | | |
| Invesco Dynamic Growth Index | | N/A | Equity/Index | AEL 85LNZLR1WR9SYRVFCH09 | 03/15/2023 | 03/15/2024 | 55 | 142,985 | 2587.54 | | 3,174 | | 1,455 | | 348 | | | (1,719) | | | | | |
| Invesco Dynamic Growth Index | | N/A | Equity/Index | AEL 85LNZLR1WR9SYRVFCH09 | 03/15/2023 | 03/14/2025 | 295 | 763,210 | 2587.54 | | 23,660 | | 17,252 | | 7,215 | | | (6,408) | | | | | |

E06.52

STATEMENT AS OF SEPTEMBER 30, 2023 OF THE EAGLE LIFE INSURANCE COMPANY

SCHEDULE DB - PART A - SECTION 1

Showing all Options, Caps, Floors, Collars, Swaps and Forwards Open as of Current Statement Date

| 1 | 2 | 3 | 4 | 5 | 6 | 7 | 8 | 9 | 10 | 11 | 12 | 13 | 14 | 15 | 16 | 17 | 18 | 19 | 20 | 21 | 22 | 23 | |
|--|---|------------------------------|------------------------|---|------------|--------------------------------|---------------------|-----------------|---|--|--|---------------------|-------------------------------|------|------------|---|--|--|---|--------------------|------------------------------------|---|--|
| Description | Description of Item(s) Hedged, Used for Income Generation or Replicated | Schedule/ Exhibit Identifier | Type(s) of Risk(s) (a) | Exchange, Counterparty or Central Clearinghouse | Trade Date | Date of Maturity or Expiration | Number of Contracts | Notional Amount | Strike Price, Rate or Index Received (Paid) | Cumulative Prior Year(s) Initial Cost of Un-discounted Premium (Received) Paid | Current Year Initial Cost of Un-discounted Premium (Received) Paid | Current Year Income | Book/ Adjusted Carrying Value | Code | Fair Value | Unrealized Valuation Increase/ (Decrease) | Total Foreign Exchange Change in B./A.C.V. | Current Year's (Amortization)/ Accretion | Adjustment to Carrying Value of Hedged Item | Potential Exposure | Credit Quality of Reference Entity | Hedge Effectiveness at Inception and at Quarter-end (b) | |
| Invesco Dynamic Growth Index | | N/A | Equity/Index | AEL 85LNZLR1WR9SYRVFCH09 | 03/16/2023 | 03/15/2024 | 51 | 131,837 | 2582.98 | | 2,914 | | 1,335 | | 354 | | | (1,578) | | | | | |
| Invesco Dynamic Growth Index | | N/A | Equity/Index | AEL 85LNZLR1WR9SYRVFCH09 | 03/16/2023 | 03/14/2025 | 172 | 443,838 | 2582.98 | | 13,715 | | 10,000 | | 4,392 | | | (3,714) | | | | | |
| S&P 500 Index Option PTPT | | N/A | Equity/Index | AEL 85LNZLR1WR9SYRVFCH09 | 03/16/2023 | 03/15/2024 | 1,018 | 4,031,540 | 3960.28 | | 152,701 | | 69,988 | | 192,041 | | | (82,713) | | | | | |
| S&P 500 Dividend Aristocrats Daily Risk Control 5% Index | | N/A | Equity/Index | AEL 85LNZLR1WR9SYRVFCH09 | 03/16/2023 | 03/15/2024 | 1,035 | 1,838,729 | 1777.12 | | 39,349 | | 18,035 | | 15,261 | | | (21,314) | | | | | |
| S&P 500 Dividend Aristocrats Daily Risk Control 5% Index | | N/A | Equity/Index | AEL 85LNZLR1WR9SYRVFCH09 | 03/16/2023 | 03/14/2025 | 540 | 959,794 | 1777.12 | | 28,410 | | 20,716 | | 18,368 | | | (7,694) | | | | | |
| Invesco Dynamic Growth Index | | N/A | Equity/Index | AEL 85LNZLR1WR9SYRVFCH09 | 03/17/2023 | 03/15/2024 | 119 | 309,426 | 2593.69 | | 6,838 | | 3,134 | | 659 | | | (3,704) | | | | | |
| S&P 500 Index Option PTPT | | N/A | Equity/Index | AEL 85LNZLR1WR9SYRVFCH09 | 03/17/2023 | 03/15/2024 | 1,037 | 4,063,120 | 3916.64 | | 178,703 | | 81,905 | | 240,393 | | | (96,797) | | | | | |
| S&P 500 Index Option PTPT | | N/A | Equity/Index | AEL 85LNZLR1WR9SYRVFCH09 | 03/17/2023 | 03/18/2024 | 953 | 3,733,216 | 3916.64 | | 157,042 | | 71,978 | | 206,664 | | | (85,064) | | | | | |
| S&P 500 Index Option PTPT | | N/A | Equity/Index | AEL 85LNZLR1WR9SYRVFCH09 | 03/17/2023 | 03/19/2024 | 1,312 | 5,137,988 | 3916.64 | | 328,962 | | 150,774 | | 429,059 | | | (178,188) | | | | | |
| MOPTPT | | N/A | Equity/Index | AEL 85LNZLR1WR9SYRVFCH09 | 03/17/2023 | 03/17/2024 | 2 | 5,880 | 3916.64 | | 115 | | 53 | | 129 | | | (62) | | | | | |
| SPXDSUN Index Option PTPT | | N/A | Equity/Index | AEL 85LNZLR1WR9SYRVFCH09 | 03/17/2023 | 03/18/2024 | 6 | 17,419 | 3110.66 | | 632 | | 290 | | 505 | | | (343) | | | | | |
| SPXDSUN Index Option PTPT | | N/A | Equity/Index | AEL 85LNZLR1WR9SYRVFCH09 | 03/17/2023 | 03/19/2024 | 96 | 297,719 | 3110.66 | | 12,646 | | 5,796 | | 10,571 | | | (6,850) | | | | | |
| S&P 500 Dividend Aristocrats Daily Risk Control 5% Index | | N/A | Equity/Index | AEL 85LNZLR1WR9SYRVFCH09 | 03/17/2023 | 03/15/2024 | 599 | 1,060,162 | 1768.61 | | 22,581 | | 10,350 | | 10,699 | | | (12,232) | | | | | |
| S&P 500 Dividend Aristocrats Daily Risk Control 5% Index | | N/A | Equity/Index | AEL 85LNZLR1WR9SYRVFCH09 | 03/17/2023 | 03/17/2025 | 21 | 37,350 | 1768.61 | | 1,150 | | 839 | | 794 | | | (312) | | | | | |
| S&P 500 Index Option PTPT | | N/A | Equity/Index | AEL 85LNZLR1WR9SYRVFCH09 | 03/21/2023 | 03/21/2024 | 1,239 | 4,960,176 | 4002.87 | | 298,854 | | 136,975 | | 358,439 | | | (161,879) | | | | | |
| SPXDSUN Index Option PTPT | | N/A | Equity/Index | AEL 85LNZLR1WR9SYRVFCH09 | 03/21/2023 | 03/21/2024 | 15 | 46,019 | 3131.85 | | 1,901 | | 871 | | 1,284 | | | (1,029) | | | | | |
| S&P 500 Dividend Aristocrats Daily Risk Control 5% Index | | N/A | Equity/Index | AEL 85LNZLR1WR9SYRVFCH09 | 03/21/2023 | 03/21/2024 | 999 | 1,778,681 | 1779.74 | | 38,064 | | 17,446 | | 14,291 | | | (20,618) | | | | | |
| S&P 500 Dividend Aristocrats Daily Risk Control 5% Index | | N/A | Equity/Index | AEL 85LNZLR1WR9SYRVFCH09 | 03/21/2023 | 03/21/2025 | 10 | 18,105 | 1779.74 | | 552 | | 403 | | 338 | | | (150) | | | | | |
| Invesco Dynamic Growth Index | | N/A | Equity/Index | AEL 85LNZLR1WR9SYRVFCH09 | 03/21/2023 | 03/21/2024 | 122 | 314,939 | 2587.11 | | 6,960 | | 3,190 | | 815 | | | (3,770) | | | | | |
| Invesco Dynamic Growth Index | | N/A | Equity/Index | AEL 85LNZLR1WR9SYRVFCH09 | 03/21/2023 | 03/21/2025 | 486 | 1,256,749 | 2587.11 | | 38,708 | | 28,224 | | 12,080 | | | (10,483) | | | | | |
| Franklin Global Trends Index | | N/A | Equity/Index | AEL 85LNZLR1WR9SYRVFCH09 | 03/22/2023 | 03/22/2024 | 350 | 84,149 | 240.17 | | 1,978 | | 906 | | 355 | | | (1,071) | | | | | |
| Franklin Global Trends Index | | N/A | Equity/Index | AEL 85LNZLR1WR9SYRVFCH09 | 03/22/2023 | 03/21/2025 | 394 | 94,644 | 240.17 | | 3,123 | | 2,277 | | 1,213 | | | (846) | | | | | |

EO6:53

STATEMENT AS OF SEPTEMBER 30, 2023 OF THE EAGLE LIFE INSURANCE COMPANY

SCHEDULE DB - PART A - SECTION 1

Showing all Options, Caps, Floors, Collars, Swaps and Forwards Open as of Current Statement Date

| 1 | 2 | 3 | 4 | 5 | 6 | 7 | 8 | 9 | 10 | 11 | 12 | 13 | 14 | 15 | 16 | 17 | 18 | 19 | 20 | 21 | 22 | 23 | | |
|--|---|------------------------------|------------------------|---|------------|--------------------------------|---------------------|-----------------|---|--|--|---------------------|-------------------------------|------|------------|---|--|--|---|--------------------|------------------------------------|---|--|--|
| Description | Description of Item(s) Hedged, Used for Income Generation or Replicated | Schedule/ Exhibit Identifier | Type(s) of Risk(s) (a) | Exchange, Counterparty or Central Clearinghouse | Trade Date | Date of Maturity or Expiration | Number of Contracts | Notional Amount | Strike Price, Rate or Index Received (Paid) | Cumulative Prior Year(s) Initial Cost of Un-discounted Premium (Received) Paid | Current Year Initial Cost of Un-discounted Premium (Received) Paid | Current Year Income | Book/ Adjusted Carrying Value | Code | Fair Value | Unrealized Valuation Increase/ (Decrease) | Total Foreign Exchange Change in B./A.C.V. | Current Year's (Amortization)/ Accretion | Adjustment to Carrying Value of Hedged Item | Potential Exposure | Credit Quality of Reference Entity | Hedge Effectiveness at Inception and at Quarter-end (b) | | |
| Invesco Dynamic Growth Index | | N/A | Equity/Index | AEL 85LNZLR1WR9SYRVFCH09 | 03/22/2023 | 03/22/2024 | 134 | 346,795 | 2589.91 | | 7,629 | | 3,497 | | 853 | | | (4,133) | | | | | | |
| Invesco Dynamic Growth Index | | N/A | Equity/Index | AEL 85LNZLR1WR9SYRVFCH09 | 03/22/2023 | 03/21/2025 | 288 | 744,891 | 2589.91 | | 22,868 | | 16,675 | | 6,963 | | | (6,193) | | | | | | |
| S&P 500 Index Option | | N/A | Equity/Index | AEL 85LNZLR1WR9SYRVFCH09 | 03/22/2023 | 03/22/2024 | 1,576 | 6,206,541 | 3936.97 | | 319,774 | | 146,563 | | 421,188 | | | (173,211) | | | | | | |
| S&P 500 Index Option | | N/A | Equity/Index | AEL 85LNZLR1WR9SYRVFCH09 | 03/22/2023 | 03/21/2025 | 5 | 17,973 | 3936.97 | | 2,488 | | 1,814 | | 3,309 | | | (674) | | | | | | |
| S&P 500 Indx Opt | | N/A | Equity/Index | AEL 85LNZLR1WR9SYRVFCH09 | 03/22/2023 | 03/22/2024 | 1 | 2,950 | 3936.97 | | 71 | | 33 | | 93 | | | (39) | | | | | | |
| MOPTPT | | N/A | Equity/Index | AEL 85LNZLR1WR9SYRVFCH09 | 03/22/2023 | 03/22/2024 | 141 | 440,572 | 3115.41 | | 17,891 | | 8,200 | | 13,931 | | | (9,691) | | | | | | |
| SPXDSUN Index Option | | N/A | Equity/Index | AEL 85LNZLR1WR9SYRVFCH09 | 03/22/2023 | 03/22/2024 | 460 | 815,047 | 1770.16 | | 17,361 | | 7,957 | | 8,181 | | | (9,404) | | | | | | |
| S&P 500 Dividend Aristocrats Daily Risk Control 5% Index | | N/A | Equity/Index | AEL 85LNZLR1WR9SYRVFCH09 | 03/22/2023 | 03/21/2025 | 54 | 94,928 | 1770.16 | | 2,895 | | 2,111 | | 1,991 | | | (784) | | | | | | |
| Invesco Dynamic Growth Index | | N/A | Equity/Index | AEL 85LNZLR1WR9SYRVFCH09 | 03/23/2023 | 03/22/2024 | 147 | 381,153 | 2598.65 | | 8,385 | | 3,843 | | 777 | | | (4,542) | | | | | | |
| Invesco Dynamic Growth Index | | N/A | Equity/Index | AEL 85LNZLR1WR9SYRVFCH09 | 03/23/2023 | 03/21/2025 | 371 | 964,255 | 2598.65 | | 29,795 | | 21,726 | | 8,251 | | | (8,070) | | | | | | |
| S&P 500 Index Option | | N/A | Equity/Index | AEL 85LNZLR1WR9SYRVFCH09 | 03/23/2023 | 03/22/2024 | 1,835 | 7,243,992 | 3948.72 | | 328,534 | | 150,578 | | 423,231 | | | (177,956) | | | | | | |
| S&P 500 Dividend Aristocrats Daily Risk Control 5% Index | | N/A | Equity/Index | AEL 85LNZLR1WR9SYRVFCH09 | 03/23/2023 | 03/22/2024 | 812 | 1,435,085 | 1767.34 | | 30,424 | | 13,944 | | 15,321 | | | (16,480) | | | | | | |
| S&P 500 Dividend Aristocrats Daily Risk Control 5% Index | | N/A | Equity/Index | AEL 85LNZLR1WR9SYRVFCH09 | 03/23/2023 | 03/21/2025 | 46 | 80,753 | 1767.34 | | 2,463 | | 1,796 | | 1,751 | | | (667) | | | | | | |
| S&P 500 Index Option | | N/A | Equity/Index | AEL 85LNZLR1WR9SYRVFCH09 | 03/24/2023 | 03/22/2024 | 959 | 3,806,372 | 3970.99 | | 138,306 | | 63,390 | | 172,905 | | | (74,916) | | | | | | |
| S&P 500 Index Option | | N/A | Equity/Index | AEL 85LNZLR1WR9SYRVFCH09 | 03/24/2023 | 03/25/2024 | 1,352 | 5,369,951 | 3970.99 | | 266,590 | | 122,187 | | 326,888 | | | (144,403) | | | | | | |
| S&P 500 Index Option | | N/A | Equity/Index | AEL 85LNZLR1WR9SYRVFCH09 | 03/24/2023 | 03/26/2024 | 1,074 | 4,264,347 | 3970.99 | | 232,827 | | 106,713 | | 284,256 | | | (126,115) | | | | | | |
| S&P 500 Index Option | | N/A | Equity/Index | AEL 85LNZLR1WR9SYRVFCH09 | 03/27/2023 | 03/27/2024 | 740 | 2,945,269 | 3977.53 | | 189,814 | | 86,998 | | 234,926 | | | (102,816) | | | | | | |
| S&P 500 Dividend Aristocrats Daily Risk Control 5% Index | | N/A | Equity/Index | AEL 85LNZLR1WR9SYRVFCH09 | 03/27/2023 | 03/27/2024 | 360 | 640,582 | 1777.16 | | 13,837 | | 6,342 | | 5,617 | | | (7,495) | | | | | | |
| S&P 500 Dividend Aristocrats Daily Risk Control 5% Index | | N/A | Equity/Index | AEL 85LNZLR1WR9SYRVFCH09 | 03/27/2023 | 03/27/2025 | 154 | 273,366 | 1777.16 | | 8,584 | | 6,259 | | 5,311 | | | (2,325) | | | | | | |
| S&P 500 Index Option | | N/A | Equity/Index | AEL 85LNZLR1WR9SYRVFCH09 | 03/28/2023 | 03/28/2024 | 922 | 3,660,203 | 3971.27 | | 215,337 | | 98,696 | | 266,801 | | | (116,641) | | | | | | |
| SPXDSUN Index Option | | N/A | Equity/Index | AEL 85LNZLR1WR9SYRVFCH09 | 03/28/2023 | 03/28/2024 | 84 | 262,936 | 3134.25 | | 10,876 | | 4,985 | | 7,710 | | | (5,891) | | | | | | |

E06.54

STATEMENT AS OF SEPTEMBER 30, 2023 OF THE EAGLE LIFE INSURANCE COMPANY

SCHEDULE DB - PART A - SECTION 1

Showing all Options, Caps, Floors, Collars, Swaps and Forwards Open as of Current Statement Date

| 1 | 2 | 3 | 4 | 5 | 6 | 7 | 8 | 9 | 10 | 11 | 12 | 13 | 14 | 15 | 16 | 17 | 18 | 19 | 20 | 21 | 22 | 23 | |
|--|---|------------------------------|------------------------|---|------------|--------------------------------|---------------------|-----------------|---|--|--|---------------------|-------------------------------|------|------------|---|--|--|---|--------------------|------------------------------------|---|--|
| Description | Description of Item(s) Hedged, Used for Income Generation or Replicated | Schedule/ Exhibit Identifier | Type(s) of Risk(s) (a) | Exchange, Counterparty or Central Clearinghouse | Trade Date | Date of Maturity or Expiration | Number of Contracts | Notional Amount | Strike Price, Rate or Index Received (Paid) | Cumulative Prior Year(s) Initial Cost of Un-discounted Premium (Received) Paid | Current Year Initial Cost of Un-discounted Premium (Received) Paid | Current Year Income | Book/ Adjusted Carrying Value | Code | Fair Value | Unrealized Valuation Increase/ (Decrease) | Total Foreign Exchange Change in B./A.C.V. | Current Year's (Amortization)/ Accretion | Adjustment to Carrying Value of Hedged Item | Potential Exposure | Credit Quality of Reference Entity | Hedge Effectiveness at Inception and at Quarter-end (b) | |
| S&P 500 Dividend Aristocrats Daily Risk Control 5% Index | | N/A | Equity/Index | AEL 85LNZLR1WR9SYRVFCH09 | 03/28/2023 | 03/28/2024 | 332 | 591,284 | 1779.42 | | 12,772 | | 5,854 | | 4,947 | | | (6,918) | | | | | |
| S&P 500 Dividend Aristocrats Daily Risk Control 5% Index | | N/A | Equity/Index | AEL 85LNZLR1WR9SYRVFCH09 | 03/28/2023 | 03/28/2025 | 19 | 33,950 | 1779.42 | | 1,063 | | 775 | | 643 | | | (288) | | | | | |
| Franklin Global Trends Index | | N/A | Equity/Index | AEL 85LNZLR1WR9SYRVFCH09 | 03/28/2023 | 03/28/2024 | 1,081 | 258,801 | 239.43 | | 6,082 | | 2,788 | | 1,319 | | | (3,294) | | | | | |
| Invesco Dynamic Growth Index | | N/A | Equity/Index | AEL 85LNZLR1WR9SYRVFCH09 | 03/28/2023 | 03/28/2024 | 249 | 645,707 | 2591.44 | | 14,270 | | 6,540 | | 1,617 | | | (7,730) | | | | | |
| Invesco Dynamic Growth Index | | N/A | Equity/Index | AEL 85LNZLR1WR9SYRVFCH09 | 03/28/2023 | 03/28/2025 | 190 | 493,506 | 2591.44 | | 15,249 | | 11,119 | | 4,599 | | | (4,130) | | | | | |
| S&P 500 Index Option | | N/A | Equity/Index | AEL 85LNZLR1WR9SYRVFCH09 | 03/29/2023 | 03/28/2024 | 2,841 | 11,444,350 | 4027.81 | | 584,548 | | 267,918 | | 698,866 | | | (316,630) | | | | | |
| S&P 500 Index Option | | N/A | Equity/Index | AEL 85LNZLR1WR9SYRVFCH09 | 03/29/2023 | 03/28/2025 | 69 | 278,795 | 4027.81 | | 22,560 | | 16,450 | | 26,551 | | | (6,110) | | | | | |
| SPXDSUN Index Option | | N/A | Equity/Index | AEL 85LNZLR1WR9SYRVFCH09 | 03/29/2023 | 03/28/2024 | 111 | 350,320 | 3144.02 | | 14,018 | | 6,425 | | 9,077 | | | (7,593) | | | | | |
| SPXDSUN Index Option | | N/A | Equity/Index | AEL 85LNZLR1WR9SYRVFCH09 | 03/30/2023 | 03/28/2024 | 6 | 19,731 | 3147.65 | | 809 | | 371 | | 502 | | | (438) | | | | | |
| S&P 500 Dividend Aristocrats Daily Risk Control 5% Index | | N/A | Equity/Index | AEL 85LNZLR1WR9SYRVFCH09 | 03/30/2023 | 03/28/2024 | 856 | 1,528,706 | 1786.54 | | 32,103 | | 14,714 | | 10,832 | | | (17,389) | | | | | |
| S&P 500 Dividend Aristocrats Daily Risk Control 5% Index | | N/A | Equity/Index | AEL 85LNZLR1WR9SYRVFCH09 | 03/30/2023 | 03/28/2025 | 22 | 39,660 | 1786.54 | | 1,198 | | 873 | | 688 | | | (324) | | | | | |
| S&P 500 Index Option | | N/A | Equity/Index | AEL 85LNZLR1WR9SYRVFCH09 | 03/31/2023 | 03/28/2024 | 1,219 | 5,008,196 | 4109.31 | | 169,747 | | 77,801 | | 189,383 | | | (91,947) | | | | | |
| S&P 500 Index Option | | N/A | Equity/Index | AEL 85LNZLR1WR9SYRVFCH09 | 03/31/2023 | 04/01/2024 | 976 | 4,012,713 | 4109.31 | | 180,093 | | 82,542 | | 187,545 | | | (97,550) | | | | | |
| S&P 500 Dividend Aristocrats Daily Risk Control 5% Index | | N/A | Equity/Index | AEL 85LNZLR1WR9SYRVFCH09 | 03/17/2023 | 03/18/2024 | 1,344 | 2,377,118 | 1768.61 | | 51,108 | | 23,425 | | 24,290 | | | (27,684) | | | | | |
| S&P 500 Dividend Aristocrats Daily Risk Control 5% Index | | N/A | Equity/Index | AEL 85LNZLR1WR9SYRVFCH09 | 03/17/2023 | 03/19/2024 | 455 | 804,906 | 1768.61 | | 17,466 | | 8,005 | | 8,258 | | | (9,461) | | | | | |
| Franklin Global Trends Index | | N/A | Equity/Index | AEL 85LNZLR1WR9SYRVFCH09 | 03/20/2023 | 03/20/2024 | 229 | 54,740 | 239.1 | | 1,292 | | 592 | | 284 | | | (700) | | | | | |
| Invesco Dynamic Growth Index | | N/A | Equity/Index | AEL 85LNZLR1WR9SYRVFCH09 | 03/20/2023 | 03/20/2024 | 61 | 157,124 | 2592.33 | | 3,472 | | 1,592 | | 361 | | | (1,881) | | | | | |
| Invesco Dynamic Growth Index | | N/A | Equity/Index | AEL 85LNZLR1WR9SYRVFCH09 | 03/20/2023 | 03/20/2025 | 43 | 112,079 | 2592.33 | | 3,474 | | 2,533 | | 1,021 | | | (941) | | | | | |
| S&P 500 Index Option | | N/A | Equity/Index | AEL 85LNZLR1WR9SYRVFCH09 | 03/20/2023 | 03/20/2024 | 1,266 | 5,001,183 | 3951.57 | | 297,221 | | 136,226 | | 375,348 | | | (160,995) | | | | | |
| S&P 500 Dividend Aristocrats Daily Risk Control 5% Index | | N/A | Equity/Index | AEL 85LNZLR1WR9SYRVFCH09 | 03/20/2023 | 03/20/2024 | 42 | 74,845 | 1776.33 | | 1,602 | | 734 | | 648 | | | (868) | | | | | |
| SPXDSUN Index Option | | N/A | Equity/Index | AEL 85LNZLR1WR9SYRVFCH09 | 03/24/2023 | 03/22/2024 | 65 | 202,717 | 3122.28 | | 7,764 | | 3,559 | | 6,137 | | | (4,206) | | | | | |

E06:55

STATEMENT AS OF SEPTEMBER 30, 2023 OF THE EAGLE LIFE INSURANCE COMPANY

SCHEDULE DB - PART A - SECTION 1

Showing all Options, Caps, Floors, Collars, Swaps and Forwards Open as of Current Statement Date

| 1 | 2 | 3 | 4 | 5 | 6 | 7 | 8 | 9 | 10 | 11 | 12 | 13 | 14 | 15 | 16 | 17 | 18 | 19 | 20 | 21 | 22 | 23 | |
|--|---|------------------------------|------------------------|---|------------|--------------------------------|---------------------|-----------------|---|--|--|---------------------|-------------------------------|------|------------|---|--|--|---|--------------------|------------------------------------|---|--|
| Description | Description of Item(s) Hedged, Used for Income Generation or Replicated | Schedule/ Exhibit Identifier | Type(s) of Risk(s) (a) | Exchange, Counterparty or Central Clearinghouse | Trade Date | Date of Maturity or Expiration | Number of Contracts | Notional Amount | Strike Price, Rate or Index Received (Paid) | Cumulative Prior Year(s) Initial Cost of Un-discounted Premium (Received) Paid | Current Year Initial Cost of Un-discounted Premium (Received) Paid | Current Year Income | Book/ Adjusted Carrying Value | Code | Fair Value | Unrealized Valuation Increase/ (Decrease) | Total Foreign Exchange Change in B./A.C.V. | Current Year's (Amortization)/ Accretion | Adjustment to Carrying Value of Hedged Item | Potential Exposure | Credit Quality of Reference Entity | Hedge Effectiveness at Inception and at Quarter-end (b) | |
| SPXDSUN Index Option PTP | | N/A | Equity/Index | AEL 85LNZLR1WR9SYRVFCH09 | 03/24/2023 | 03/26/2024 | 41 | 127,705 | 3122.28 | | 5,265 | | 2,413 | | 4,294 | | | (2,852) | | | | | |
| S&P 500 Dividend Aristocrats Daily Risk Control 5% Index | | N/A | Equity/Index | AEL 85LNZLR1WR9SYRVFCH09 | 03/24/2023 | 03/22/2024 | 938 | 1,663,084 | 1773.59 | | 35,091 | | 16,083 | | 15,464 | | | (19,008) | | | | | |
| S&P 500 Dividend Aristocrats Daily Risk Control 5% Index | | N/A | Equity/Index | AEL 85LNZLR1WR9SYRVFCH09 | 03/24/2023 | 03/24/2025 | 49 | 86,564 | 1773.59 | | 2,554 | | 1,862 | | 1,749 | | | (692) | | | | | |
| S&P 500 Dividend Aristocrats Daily Risk Control 5% Index | | N/A | Equity/Index | AEL 85LNZLR1WR9SYRVFCH09 | 03/24/2023 | 03/25/2024 | 812 | 1,439,841 | 1773.59 | | 30,525 | | 13,990 | | 13,562 | | | (16,534) | | | | | |
| S&P 500 Dividend Aristocrats Daily Risk Control 5% Index | | N/A | Equity/Index | AEL 85LNZLR1WR9SYRVFCH09 | 03/24/2023 | 03/26/2024 | 724 | 1,284,726 | 1773.59 | | 27,365 | | 12,542 | | 12,153 | | | (14,823) | | | | | |
| Franklin Global Trends Index | | N/A | Equity/Index | AEL 85LNZLR1WR9SYRVFCH09 | 03/24/2023 | 03/22/2024 | 1,035 | 248,822 | 240.51 | | 5,847 | | 2,680 | | 976 | | | (3,167) | | | | | |
| Invesco Dynamic Growth Index | | N/A | Equity/Index | AEL 85LNZLR1WR9SYRVFCH09 | 03/24/2023 | 03/22/2024 | 648 | 1,688,148 | 2603.87 | | 37,308 | | 17,100 | | 3,070 | | | (20,209) | | | | | |
| Invesco Dynamic Growth Index | | N/A | Equity/Index | AEL 85LNZLR1WR9SYRVFCH09 | 03/24/2023 | 03/24/2025 | 177 | 462,090 | 2603.87 | | 14,371 | | 10,479 | | 3,770 | | | (3,892) | | | | | |
| S&P 500 Dividend Aristocrats Daily Risk Control 5% Index | | N/A | Equity/Index | AEL 85LNZLR1WR9SYRVFCH09 | 03/29/2023 | 03/28/2024 | 732 | 1,306,204 | 1784.72 | | 28,606 | | 13,111 | | 9,663 | | | (15,495) | | | | | |
| S&P 500 Dividend Aristocrats Daily Risk Control 5% Index | | N/A | Equity/Index | AEL 85LNZLR1WR9SYRVFCH09 | 03/29/2023 | 03/28/2025 | 409 | 730,658 | 1784.72 | | 21,993 | | 16,036 | | 12,964 | | | (5,956) | | | | | |
| Franklin Global Trends Index | | N/A | Equity/Index | AEL 85LNZLR1WR9SYRVFCH09 | 03/29/2023 | 03/28/2024 | 376 | 90,081 | 239.88 | | 2,117 | | 970 | | 419 | | | (1,147) | | | | | |
| Franklin Global Trends Index | | N/A | Equity/Index | AEL 85LNZLR1WR9SYRVFCH09 | 03/29/2023 | 03/28/2025 | 1,013 | 242,955 | 239.88 | | 8,042 | | 5,864 | | 3,242 | | | (2,178) | | | | | |
| Invesco Dynamic Growth Index | | N/A | Equity/Index | AEL 85LNZLR1WR9SYRVFCH09 | 03/29/2023 | 03/28/2024 | 45 | 116,590 | 2595.02 | | 2,565 | | 1,176 | | 271 | | | (1,389) | | | | | |
| Invesco Dynamic Growth Index | | N/A | Equity/Index | AEL 85LNZLR1WR9SYRVFCH09 | 03/29/2023 | 03/28/2025 | 1,984 | 5,147,716 | 2595.02 | | 158,550 | | 115,609 | | 46,288 | | | (42,941) | | | | | |
| Invesco Dynamic Growth Index | | N/A | Equity/Index | AEL 85LNZLR1WR9SYRVFCH09 | 03/30/2023 | 03/28/2025 | 55 | 142,057 | 2597.53 | | 4,375 | | 3,190 | | 1,246 | | | (1,185) | | | | | |
| S&P 500 Index Option PTP | | N/A | Equity/Index | AEL 85LNZLR1WR9SYRVFCH09 | 03/30/2023 | 03/28/2024 | 1,420 | 5,752,429 | 4050.83 | | 253,359 | | 116,123 | | 296,100 | | | (137,236) | | | | | |
| S&P 500 Index Option PTP | | N/A | Equity/Index | AEL 85LNZLR1WR9SYRVFCH09 | 03/31/2023 | 04/02/2024 | 902 | 3,706,619 | 4109.31 | | 214,323 | | 98,231 | | 215,009 | | | (116,092) | | | | | |
| S&P 500 Indx Opt MCOPTPT | | N/A | Equity/Index | AEL 85LNZLR1WR9SYRVFCH09 | 03/31/2023 | 04/02/2024 | 44 | 181,291 | 4109.31 | | 4,278 | | 1,961 | | 4,650 | | | (2,318) | | | | | |
| S&P Digital | | N/A | Equity/Index | AEL 85LNZLR1WR9SYRVFCH09 | 03/31/2023 | 04/01/2024 | 5 | 19,316 | 4109.31 | | 197 | | 90 | | 217 | | | (107) | | | | | |
| SPXDSUN Index Option PTP | | N/A | Equity/Index | AEL 85LNZLR1WR9SYRVFCH09 | 03/31/2023 | 03/28/2024 | 13 | 41,516 | 3162.56 | | 1,681 | | 771 | | 929 | | | (911) | | | | | |
| SPXDSUN Index Option PTP | | N/A | Equity/Index | AEL 85LNZLR1WR9SYRVFCH09 | 03/31/2023 | 04/02/2024 | 12 | 37,483 | 3162.56 | | 1,635 | | 749 | | 953 | | | (886) | | | | | |

E06.56

STATEMENT AS OF SEPTEMBER 30, 2023 OF THE EAGLE LIFE INSURANCE COMPANY

SCHEDULE DB - PART A - SECTION 1

Showing all Options, Caps, Floors, Collars, Swaps and Forwards Open as of Current Statement Date

| 1 | 2 | 3 | 4 | 5 | 6 | 7 | 8 | 9 | 10 | 11 | 12 | 13 | 14 | 15 | 16 | 17 | 18 | 19 | 20 | 21 | 22 | 23 | |
|--|---|------------------------------|------------------------|---|------------|--------------------------------|---------------------|-----------------|---|--|--|---------------------|-------------------------------|------|------------|---|--|--|---|--------------------|------------------------------------|---|--|
| Description | Description of Item(s) Hedged, Used for Income Generation or Replicated | Schedule/ Exhibit Identifier | Type(s) of Risk(s) (a) | Exchange, Counterparty or Central Clearinghouse | Trade Date | Date of Maturity or Expiration | Number of Contracts | Notional Amount | Strike Price, Rate or Index Received (Paid) | Cumulative Prior Year(s) Initial Cost of Un-discounted Premium (Received) Paid | Current Year Initial Cost of Un-discounted Premium (Received) Paid | Current Year Income | Book/ Adjusted Carrying Value | Code | Fair Value | Unrealized Valuation Increase/ (Decrease) | Total Foreign Exchange Change in B./A.C.V. | Current Year's (Amortization)/ Accretion | Adjustment to Carrying Value of Hedged Item | Potential Exposure | Credit Quality of Reference Entity | Hedge Effectiveness at Inception and at Quarter-end (b) | |
| S&P 500 Dividend Aristocrats Daily Risk Control 5% Index | | N/A | Equity/Index | AEL 85LNZLR1WR9SYRVFCH09 | 03/31/2023 | 03/28/2024 | 666 | 1,195,203 | 1794.75 | | 25,577 | | 11,723 | | 6,932 | | | (13,854) | | | | | |
| S&P 500 Dividend Aristocrats Daily Risk Control 5% Index | | N/A | Equity/Index | AEL 85LNZLR1WR9SYRVFCH09 | 03/31/2023 | 03/31/2025 | 112 | 201,497 | 1794.75 | | 6,267 | | 4,569 | | 3,167 | | | (1,697) | | | | | |
| S&P 500 Dividend Aristocrats Daily Risk Control 5% Index | | N/A | Equity/Index | AEL 85LNZLR1WR9SYRVFCH09 | 03/31/2023 | 04/01/2024 | 614 | 1,101,120 | 1794.75 | | 23,454 | | 10,750 | | 6,535 | | | (12,704) | | | | | |
| S&P 500 Dividend Aristocrats Daily Risk Control 5% Index | | N/A | Equity/Index | AEL 85LNZLR1WR9SYRVFCH09 | 03/31/2023 | 04/02/2024 | 350 | 628,681 | 1794.75 | | 13,454 | | 6,166 | | 3,752 | | | (7,287) | | | | | |
| Invesco Dynamic Growth Index | | N/A | Equity/Index | AEL 85LNZLR1WR9SYRVFCH09 | 03/31/2023 | 03/28/2024 | 348 | 908,000 | 2606.34 | | 19,976 | | 9,156 | | 1,656 | | | (10,820) | | | | | |
| Invesco Dynamic Growth Index | | N/A | Equity/Index | AEL 85LNZLR1WR9SYRVFCH09 | 03/31/2023 | 03/31/2025 | 66 | 172,580 | 2606.34 | | 5,315 | | 3,876 | | 1,391 | | | (1,440) | | | | | |
| UST 3.50% 02/15/23 Total Return Options S&P 500 Index Option | | N/A | Equity/Index | AEL 85LNZLR1WR9SYRVFCH09 | 03/29/2023 | 03/28/2024 | 265 | 25,994 | 98 | | 20,000 | | 9,167 | | 571 | | | (10,833) | | | | | |
| PPTP | | N/A | Equity/Index | AEL 85LNZLR1WR9SYRVFCH09 | 04/03/2023 | 04/03/2024 | 961 | 3,963,920 | 4124.51 | | 244,462 | | 132,417 | | 239,948 | | | (112,045) | | | | | |
| S&P 500 Dividend Aristocrats Daily Risk Control 5% Index | | N/A | Equity/Index | AEL 85LNZLR1WR9SYRVFCH09 | 04/03/2023 | 04/03/2024 | 324 | 581,919 | 1796.26 | | 12,337 | | 6,682 | | 3,366 | | | (5,654) | | | | | |
| Invesco Dynamic Growth Index | | N/A | Equity/Index | AEL 85LNZLR1WR9SYRVFCH09 | 04/03/2023 | 04/03/2024 | 68 | 176,694 | 2617.2 | | 3,887 | | 2,106 | | 269 | | | (1,782) | | | | | |
| S&P 500 Index Option PPTP | | N/A | Equity/Index | AEL 85LNZLR1WR9SYRVFCH09 | 04/04/2023 | 04/04/2024 | 1,303 | 5,343,219 | 4100.6 | | 263,214 | | 142,574 | | 283,887 | | | (120,640) | | | | | |
| S&P 500 Dividend Aristocrats Daily Risk Control 5% Index | | N/A | Equity/Index | AEL 85LNZLR1WR9SYRVFCH09 | 04/04/2023 | 04/04/2024 | 253 | 452,186 | 1790.31 | | 9,948 | | 5,389 | | 3,037 | | | (4,560) | | | | | |
| Invesco Dynamic Growth Index | | N/A | Equity/Index | AEL 85LNZLR1WR9SYRVFCH09 | 04/04/2023 | 04/04/2024 | 80 | 209,082 | 2622.24 | | 4,621 | | 2,503 | | 288 | | | (2,118) | | | | | |
| Franklin Global Trends Index | | N/A | Equity/Index | AEL 85LNZLR1WR9SYRVFCH09 | 04/05/2023 | 04/05/2024 | 49 | 11,971 | 242.53 | | 283 | | 153 | | 34 | | | (129) | | | | | |
| Invesco Dynamic Growth Index | | N/A | Equity/Index | AEL 85LNZLR1WR9SYRVFCH09 | 04/05/2023 | 04/05/2024 | 33 | 85,408 | 2627.99 | | 1,888 | | 1,022 | | 104 | | | (865) | | | | | |
| S&P 500 Index Option PPTP | | N/A | Equity/Index | AEL 85LNZLR1WR9SYRVFCH09 | 04/05/2023 | 04/05/2024 | 2,448 | 10,011,238 | 4090.38 | | 471,132 | | 255,197 | | 523,217 | | | (215,936) | | | | | |
| S&P 500 Indx Opt MOPPTP | | N/A | Equity/Index | AEL 85LNZLR1WR9SYRVFCH09 | 04/05/2023 | 04/05/2024 | 1 | 3,387 | 4090.38 | | 86 | | 46 | | 114 | | | (39) | | | | | |
| SPXDSJN Index Option PPTP | | N/A | Equity/Index | AEL 85LNZLR1WR9SYRVFCH09 | 04/05/2023 | 04/05/2024 | 126 | 397,232 | 3157.13 | | 15,790 | | 8,553 | | 9,923 | | | (7,237) | | | | | |
| S&P 500 Dividend Aristocrats Daily Risk Control 5% Index | | N/A | Equity/Index | AEL 85LNZLR1WR9SYRVFCH09 | 04/05/2023 | 04/05/2024 | 753 | 1,347,731 | 1790.43 | | 28,976 | | 15,695 | | 9,074 | | | (13,281) | | | | | |
| SPXDSJN Index Option PPTP | | N/A | Equity/Index | AEL 85LNZLR1WR9SYRVFCH09 | 04/06/2023 | 04/05/2024 | 1 | 2,157 | 3156.84 | | 86 | | 47 | | 53 | | | (40) | | | | | |

E06.57

STATEMENT AS OF SEPTEMBER 30, 2023 OF THE EAGLE LIFE INSURANCE COMPANY

SCHEDULE DB - PART A - SECTION 1

Showing all Options, Caps, Floors, Collars, Swaps and Forwards Open as of Current Statement Date

| 1 | 2 | 3 | 4 | 5 | 6 | 7 | 8 | 9 | 10 | 11 | 12 | 13 | 14 | 15 | 16 | 17 | 18 | 19 | 20 | 21 | 22 | 23 | |
|--|---|------------------------------|------------------------|---|------------|--------------------------------|---------------------|-----------------|---|--|--|---------------------|-------------------------------|------|------------|---|--|--|---|--------------------|------------------------------------|---|-----------|
| Description | Description of Item(s) Hedged, Used for Income Generation or Replicated | Schedule/ Exhibit Identifier | Type(s) of Risk(s) (a) | Exchange, Counterparty or Central Clearinghouse | Trade Date | Date of Maturity or Expiration | Number of Contracts | Notional Amount | Strike Price, Rate or Index Received (Paid) | Cumulative Prior Year(s) Initial Cost of Un-discounted Premium (Received) Paid | Current Year Initial Cost of Un-discounted Premium (Received) Paid | Current Year Income | Book/ Adjusted Carrying Value | Code | Fair Value | Unrealized Valuation Increase/ (Decrease) | Total Foreign Exchange Change in B./A.C.V. | Current Year's (Amortization)/ Accretion | Adjustment to Carrying Value of Hedged Item | Potential Exposure | Credit Quality of Reference Entity | Hedge Effectiveness at Inception and at Quarter-end (b) | |
| S&P 500 Dividend Aristocrats Daily Risk Control 5% Index | | N/A | Equity/Index | AEL 85LNZLR1WR9SYRVFCH09 | 04/06/2023 | 04/05/2024 | 1,535 | 2,747,475 | 1790.02 | | 59,071 | | 31,997 | | 18,678 | | | | | | | | (27,074) |
| Invesco Dynamic Growth Index | | N/A | Equity/Index | AEL 85LNZLR1WR9SYRVFCH09 | 04/06/2023 | 04/05/2024 | 102 | 268,372 | 2628.13 | | 5,931 | | 3,213 | | 327 | | | | | | | | (2,718) |
| S&P 500 Index Option PTP | | N/A | Equity/Index | AEL 85LNZLR1WR9SYRVFCH09 | 04/06/2023 | 04/05/2024 | 1,685 | 6,915,496 | 4105.02 | | 258,584 | | 140,066 | | 282,455 | | | | | | | | (118,518) |
| S&P 500 Index Option PTP | | N/A | Equity/Index | AEL 85LNZLR1WR9SYRVFCH09 | 04/06/2023 | 04/08/2024 | 837 | 3,435,517 | 4105.02 | | 196,966 | | 106,690 | | 201,100 | | | | | | | | (90,276) |
| S&P 500 Dividend Aristocrats Daily Risk Control 5% Index | | N/A | Equity/Index | AEL 85LNZLR1WR9SYRVFCH09 | 04/06/2023 | 04/08/2024 | 343 | 613,663 | 1790.02 | | 13,194 | | 7,147 | | 4,236 | | | | | | | | (6,047) |
| S&P 500 Index Option PTP | | N/A | Equity/Index | AEL 85LNZLR1WR9SYRVFCH09 | 04/06/2023 | 04/09/2024 | 1,728 | 7,092,451 | 4105.02 | | 300,927 | | 163,002 | | 321,401 | | | | | | | | (137,925) |
| SPXDSUN Index Option PTP | | N/A | Equity/Index | AEL 85LNZLR1WR9SYRVFCH09 | 04/06/2023 | 04/09/2024 | 12 | 38,057 | 3156.84 | | 1,671 | | 905 | | 1,077 | | | | | | | | (766) |
| S&P 500 Dividend Aristocrats Daily Risk Control 5% Index | | N/A | Equity/Index | AEL 85LNZLR1WR9SYRVFCH09 | 04/06/2023 | 04/09/2024 | 475 | 849,427 | 1790.02 | | 18,263 | | 9,892 | | 5,893 | | | | | | | | (8,370) |
| Franklin Global Trends Index | | N/A | Equity/Index | AEL 85LNZLR1WR9SYRVFCH09 | 04/10/2023 | 04/10/2024 | 1,658 | 400,508 | 241.56 | | 9,412 | | 5,098 | | 1,441 | | | | | | | | (4,314) |
| Invesco Dynamic Growth Index | | N/A | Equity/Index | AEL 85LNZLR1WR9SYRVFCH09 | 04/10/2023 | 04/10/2024 | 260 | 680,525 | 2617.65 | | 14,972 | | 8,110 | | 1,097 | | | | | | | | (6,862) |
| S&P 500 Index Option PTP | | N/A | Equity/Index | AEL 85LNZLR1WR9SYRVFCH09 | 04/10/2023 | 04/10/2024 | 748 | 3,071,920 | 4109.11 | | 172,759 | | 93,578 | | 183,157 | | | | | | | | (79,181) |
| SPXDSUN Index Option PTP | | N/A | Equity/Index | AEL 85LNZLR1WR9SYRVFCH09 | 04/10/2023 | 04/10/2024 | 83 | 261,725 | 3161.87 | | 11,568 | | 6,266 | | 7,159 | | | | | | | | (5,302) |
| S&P 500 Dividend Aristocrats Daily Risk Control 5% Index | | N/A | Equity/Index | AEL 85LNZLR1WR9SYRVFCH09 | 04/10/2023 | 04/10/2024 | 92 | 164,194 | 1791.89 | | 3,547 | | 1,921 | | 1,096 | | | | | | | | (1,626) |
| S&P 500 Index Option PTP | | N/A | Equity/Index | AEL 85LNZLR1WR9SYRVFCH09 | 04/11/2023 | 04/11/2024 | 1,370 | 5,627,245 | 4108.94 | | 296,597 | | 160,657 | | 321,198 | | | | | | | | (135,940) |
| SPXDSUN Index Option PTP | | N/A | Equity/Index | AEL 85LNZLR1WR9SYRVFCH09 | 04/11/2023 | 04/11/2024 | 8 | 23,764 | 3167.25 | | 1,050 | | 569 | | 626 | | | | | | | | (481) |
| S&P 500 Dividend Aristocrats Daily Risk Control 5% Index | | N/A | Equity/Index | AEL 85LNZLR1WR9SYRVFCH09 | 04/11/2023 | 04/11/2024 | 586 | 1,051,224 | 1794.7 | | 22,601 | | 12,242 | | 6,599 | | | | | | | | (10,359) |
| Franklin Global Trends Index | | N/A | Equity/Index | AEL 85LNZLR1WR9SYRVFCH09 | 04/11/2023 | 04/11/2024 | 709 | 171,369 | 241.75 | | 4,027 | | 2,181 | | 597 | | | | | | | | (1,846) |
| Invesco Dynamic Growth Index | | N/A | Equity/Index | AEL 85LNZLR1WR9SYRVFCH09 | 04/11/2023 | 04/11/2024 | 79 | 206,757 | 2616.69 | | 4,549 | | 2,464 | | 343 | | | | | | | | (2,085) |
| Invesco Dynamic Growth Index | | N/A | Equity/Index | AEL 85LNZLR1WR9SYRVFCH09 | 04/12/2023 | 04/12/2024 | 55 | 145,173 | 2619.3 | | 3,194 | | 1,730 | | 230 | | | | | | | | (1,464) |
| S&P 500 Index Option PTP | | N/A | Equity/Index | AEL 85LNZLR1WR9SYRVFCH09 | 04/12/2023 | 04/12/2024 | 1,647 | 6,740,900 | 4091.95 | | 354,419 | | 191,977 | | 394,541 | | | | | | | | (162,442) |
| SPXDSUN Index Option PTP | | N/A | Equity/Index | AEL 85LNZLR1WR9SYRVFCH09 | 04/12/2023 | 04/12/2024 | 68 | 215,099 | 3164.35 | | 8,236 | | 4,461 | | 4,747 | | | | | | | | (3,775) |
| S&P 500 Dividend Aristocrats Daily Risk Control 5% Index | | N/A | Equity/Index | AEL 85LNZLR1WR9SYRVFCH09 | 04/12/2023 | 04/12/2024 | 797 | 1,429,656 | 1792.81 | | 31,024 | | 16,804 | | 9,434 | | | | | | | | (14,219) |

E06:58

STATEMENT AS OF SEPTEMBER 30, 2023 OF THE EAGLE LIFE INSURANCE COMPANY

SCHEDULE DB - PART A - SECTION 1

Showing all Options, Caps, Floors, Collars, Swaps and Forwards Open as of Current Statement Date

| 1 | 2 | 3 | 4 | 5 | 6 | 7 | 8 | 9 | 10 | 11 | 12 | 13 | 14 | 15 | 16 | 17 | 18 | 19 | 20 | 21 | 22 | 23 | |
|--|---|------------------------------|------------------------|---|----------------------|--------------------------------|---------------------|-----------------|---|--|--|---------------------|-------------------------------|------|------------|---|--|--|---|--------------------|------------------------------------|---|--|
| Description | Description of Item(s) Hedged, Used for Income Generation or Replicated | Schedule/ Exhibit Identifier | Type(s) of Risk(s) (a) | Exchange, Counterparty or Central Clearinghouse | Trade Date | Date of Maturity or Expiration | Number of Contracts | Notional Amount | Strike Price, Rate or Index Received (Paid) | Cumulative Prior Year(s) Initial Cost of Un-discounted Premium (Received) Paid | Current Year Initial Cost of Un-discounted Premium (Received) Paid | Current Year Income | Book/ Adjusted Carrying Value | Code | Fair Value | Unrealized Valuation Increase/ (Decrease) | Total Foreign Exchange Change in B./A.C.V. | Current Year's (Amortization)/ Accretion | Adjustment to Carrying Value of Hedged Item | Potential Exposure | Credit Quality of Reference Entity | Hedge Effectiveness at Inception and at Quarter-end (b) | |
| Franklin Global Trends Index | | N/A | Equity/Index | AEL | 85LNZLR1WR9SYRVFCH09 | 04/13/2023 | 04/12/2024 | 912 | 221,265 | 242.56 | 5,200 | | 2,817 | | 654 | | | (2,383) | | | | | |
| Invesco Dynamic Growth Index | | N/A | Equity/Index | AEL | 85LNZLR1WR9SYRVFCH09 | 04/13/2023 | 04/12/2024 | 235 | 616,731 | 2623.1 | 13,568 | | 7,349 | | 901 | | | (6,219) | | | | | |
| S&P 500 Index Option PTP | | N/A | Equity/Index | AEL | 85LNZLR1WR9SYRVFCH09 | 04/13/2023 | 04/12/2024 | 1,155 | 4,789,072 | 4146.22 | 203,872 | | 110,431 | | 215,013 | | | (93,441) | | | | | |
| S&P 500 Dividend Aristocrats Daily Risk Control 5% Index | | N/A | Equity/Index | AEL | 85LNZLR1WR9SYRVFCH09 | 04/13/2023 | 04/12/2024 | 635 | 1,141,178 | 1796.09 | 24,649 | | 13,352 | | 6,968 | | | (11,298) | | | | | |
| Invesco Dynamic Growth Index | | N/A | Equity/Index | AEL | 85LNZLR1WR9SYRVFCH09 | 04/14/2023 | 04/12/2024 | 20 | 52,735 | 2615.46 | 1,160 | | 628 | | 91 | | | (532) | | | | | |
| S&P 500 Index Option PTP | | N/A | Equity/Index | AEL | 85LNZLR1WR9SYRVFCH09 | 04/14/2023 | 04/12/2024 | 913 | 3,776,140 | 4137.64 | 139,243 | | 75,423 | | 152,053 | | | (63,820) | | | | | |
| S&P 500 Dividend Aristocrats Daily Risk Control 5% Index | | N/A | Equity/Index | AEL | 85LNZLR1WR9SYRVFCH09 | 04/14/2023 | 04/12/2024 | 590 | 1,058,047 | 1793.22 | 22,960 | | 12,436 | | 6,915 | | | (10,523) | | | | | |
| S&P 500 Index Option PTP | | N/A | Equity/Index | AEL | 85LNZLR1WR9SYRVFCH09 | 04/14/2023 | 04/15/2024 | 1,148 | 4,749,538 | 4137.64 | 233,864 | | 126,676 | | 234,049 | | | (107,188) | | | | | |
| SPXDSUN Index Option PTP | | N/A | Equity/Index | AEL | 85LNZLR1WR9SYRVFCH09 | 04/14/2023 | 04/15/2024 | 5 | 15,761 | 3165.95 | 653 | | 353 | | 379 | | | (299) | | | | | |
| S&P 500 Dividend Aristocrats Daily Risk Control 5% Index | | N/A | Equity/Index | AEL | 85LNZLR1WR9SYRVFCH09 | 04/14/2023 | 04/15/2024 | 470 | 843,080 | 1793.22 | 18,295 | | 9,910 | | 5,595 | | | (8,385) | | | | | |
| S&P 500 Index Option PTP | | N/A | Equity/Index | AEL | 85LNZLR1WR9SYRVFCH09 | 04/14/2023 | 04/16/2024 | 881 | 3,643,265 | 4137.64 | 194,459 | | 105,332 | | 192,421 | | | (89,127) | | | | | |
| S&P 500 Dividend Aristocrats Daily Risk Control 5% Index | | N/A | Equity/Index | AEL | 85LNZLR1WR9SYRVFCH09 | 04/14/2023 | 04/16/2024 | 574 | 1,028,640 | 1793.22 | 22,424 | | 12,147 | | 6,861 | | | (10,278) | | | | | |
| Invesco Dynamic Growth Index | | N/A | Equity/Index | AEL | 85LNZLR1WR9SYRVFCH09 | 04/17/2023 | 04/17/2024 | 388 | 1,013,495 | 2610.81 | 22,297 | | 12,077 | | 2,007 | | | (10,219) | | | | | |
| S&P 500 Index Option PTP | | N/A | Equity/Index | AEL | 85LNZLR1WR9SYRVFCH09 | 04/17/2023 | 04/17/2024 | 969 | 4,022,101 | 4151.32 | 246,217 | | 133,368 | | 242,752 | | | (112,850) | | | | | |
| S&P 500 Dividend Aristocrats Daily Risk Control 5% Index | | N/A | Equity/Index | AEL | 85LNZLR1WR9SYRVFCH09 | 04/17/2023 | 04/17/2024 | 1,370 | 2,461,688 | 1796.91 | 53,172 | | 28,802 | | 15,137 | | | (24,371) | | | | | |
| Franklin Global Trends Index | | N/A | Equity/Index | AEL | 85LNZLR1WR9SYRVFCH09 | 04/18/2023 | 04/18/2024 | 226 | 54,480 | 241.18 | 1,280 | | 693 | | 223 | | | (587) | | | | | |
| Invesco Dynamic Growth Index | | N/A | Equity/Index | AEL | 85LNZLR1WR9SYRVFCH09 | 04/18/2023 | 04/18/2024 | 264 | 688,419 | 2612.42 | 15,145 | | 8,204 | | 1,330 | | | (6,942) | | | | | |
| S&P 500 Index Option PTP | | N/A | Equity/Index | AEL | 85LNZLR1WR9SYRVFCH09 | 04/18/2023 | 04/18/2024 | 1,319 | 5,479,515 | 4154.87 | 317,235 | | 171,835 | | 322,151 | | | (145,399) | | | | | |
| S&P 500 Dividend Aristocrats Daily Risk Control 5% Index | | N/A | Equity/Index | AEL | 85LNZLR1WR9SYRVFCH09 | 04/18/2023 | 04/18/2024 | 524 | 941,813 | 1797.48 | 20,396 | | 11,048 | | 5,744 | | | (9,348) | | | | | |
| S&P 500 Index Option PTP | | N/A | Equity/Index | AEL | 85LNZLR1WR9SYRVFCH09 | 04/21/2023 | 04/19/2024 | 1,195 | 4,940,471 | 4133.52 | 221,637 | | 120,053 | | 235,952 | | | (101,583) | | | | | |
| SPXDSUN Index Option PTP | | N/A | Equity/Index | AEL | 85LNZLR1WR9SYRVFCH09 | 04/21/2023 | 04/19/2024 | 11 | 33,530 | 3179.94 | 1,281 | | 694 | | 644 | | | (587) | | | | | |

E06:59

STATEMENT AS OF SEPTEMBER 30, 2023 OF THE EAGLE LIFE INSURANCE COMPANY

SCHEDULE DB - PART A - SECTION 1

Showing all Options, Caps, Floors, Collars, Swaps and Forwards Open as of Current Statement Date

| 1 | 2 | 3 | 4 | 5 | 6 | 7 | 8 | 9 | 10 | 11 | 12 | 13 | 14 | 15 | 16 | 17 | 18 | 19 | 20 | 21 | 22 | 23 | |
|--|---|------------------------------|------------------------|---|------------|--------------------------------|---------------------|-----------------|---|--|--|---------------------|-------------------------------|------|------------|---|--|--|---|--------------------|------------------------------------|---|--|
| Description | Description of Item(s) Hedged, Used for Income Generation or Replicated | Schedule/ Exhibit Identifier | Type(s) of Risk(s) (a) | Exchange, Counterparty or Central Clearinghouse | Trade Date | Date of Maturity or Expiration | Number of Contracts | Notional Amount | Strike Price, Rate or Index Received (Paid) | Cumulative Prior Year(s) Initial Cost of Un-discounted Premium (Received) Paid | Current Year Initial Cost of Un-discounted Premium (Received) Paid | Current Year Income | Book/ Adjusted Carrying Value | Code | Fair Value | Unrealized Valuation Increase/ (Decrease) | Total Foreign Exchange Change in B./A.C.V. | Current Year's (Amortization)/ Accretion | Adjustment to Carrying Value of Hedged Item | Potential Exposure | Credit Quality of Reference Entity | Hedge Effectiveness at Inception and at Quarter-end (b) | |
| S&P 500 Dividend Aristocrats Daily Risk Control 5% Index | | N/A | Equity/Index | AEL 85LNZLR1WR9SYRVFCH09 | 04/21/2023 | 04/19/2024 | 510 | 917,107 | 1799.42 | | 19,718 | | 10,680 | | 5,370 | | | (9,037) | | | | | |
| Franklin Global Trends Index | | N/A | Equity/Index | AEL 85LNZLR1WR9SYRVFCH09 | 04/19/2023 | 04/19/2024 | 27 | 6,608 | 240.64 | | 155 | | 84 | | 30 | | | (71) | | | | | |
| Invesco Dynamic Growth Index | | N/A | Equity/Index | AEL 85LNZLR1WR9SYRVFCH09 | 04/19/2023 | 04/19/2024 | 237 | 619,062 | 2608.1 | | 13,619 | | 7,377 | | 1,317 | | | (6,242) | | | | | |
| S&P 500 Index Option PTPT | | N/A | Equity/Index | AEL 85LNZLR1WR9SYRVFCH09 | 04/19/2023 | 04/19/2024 | 1,623 | 6,742,784 | 4154.52 | | 327,496 | | 177,394 | | 338,120 | | | (150,102) | | | | | |
| SPXDSUN Index Option PTPT | | N/A | Equity/Index | AEL 85LNZLR1WR9SYRVFCH09 | 04/19/2023 | 04/19/2024 | 134 | 425,383 | 3177.52 | | 17,130 | | 9,279 | | 8,907 | | | (7,851) | | | | | |
| S&P 500 Dividend Aristocrats Daily Risk Control 5% Index | | N/A | Equity/Index | AEL 85LNZLR1WR9SYRVFCH09 | 04/19/2023 | 04/19/2024 | 362 | 651,709 | 1798.54 | | 14,272 | | 7,731 | | 3,897 | | | (6,542) | | | | | |
| Invesco Dynamic Growth Index | | N/A | Equity/Index | AEL 85LNZLR1WR9SYRVFCH09 | 04/20/2023 | 04/19/2024 | 111 | 289,819 | 2612.26 | | 6,376 | | 3,454 | | 566 | | | (2,922) | | | | | |
| S&P 500 Index Option PTPT | | N/A | Equity/Index | AEL 85LNZLR1WR9SYRVFCH09 | 04/20/2023 | 04/19/2024 | 1,131 | 4,669,907 | 4129.79 | | 203,237 | | 110,087 | | 214,671 | | | (93,150) | | | | | |
| SPXDSUN Index Option PTPT | | N/A | Equity/Index | AEL 85LNZLR1WR9SYRVFCH09 | 04/20/2023 | 04/19/2024 | 10 | 31,934 | 3178.51 | | 1,439 | | 779 | | 801 | | | (660) | | | | | |
| S&P 500 Dividend Aristocrats Daily Risk Control 5% Index | | N/A | Equity/Index | AEL 85LNZLR1WR9SYRVFCH09 | 04/20/2023 | 04/19/2024 | 306 | 550,385 | 1798.86 | | 11,833 | | 6,410 | | 3,266 | | | (5,424) | | | | | |
| Invesco Dynamic Growth Index | | N/A | Equity/Index | AEL 85LNZLR1WR9SYRVFCH09 | 04/21/2023 | 04/19/2024 | 98 | 255,440 | 2610.84 | | 5,620 | | 3,044 | | 514 | | | (2,576) | | | | | |
| S&P 500 Index Option PTPT | | N/A | Equity/Index | AEL 85LNZLR1WR9SYRVFCH09 | 04/21/2023 | 04/22/2024 | 603 | 2,493,247 | 4133.52 | | 134,833 | | 73,035 | | 133,973 | | | (61,798) | | | | | |
| SPXDSUN Index Option PTPT | | N/A | Equity/Index | AEL 85LNZLR1WR9SYRVFCH09 | 04/21/2023 | 04/22/2024 | 9 | 27,124 | 3179.94 | | 1,131 | | 612 | | 604 | | | (518) | | | | | |
| S&P 500 Dividend Aristocrats Daily Risk Control 5% Index | | N/A | Equity/Index | AEL 85LNZLR1WR9SYRVFCH09 | 04/21/2023 | 04/22/2024 | 405 | 728,023 | 1799.42 | | 15,652 | | 8,478 | | 4,332 | | | (7,174) | | | | | |
| S&P 500 Index Option PTPT | | N/A | Equity/Index | AEL 85LNZLR1WR9SYRVFCH09 | 04/21/2023 | 04/23/2024 | 806 | 3,332,584 | 4133.52 | | 188,844 | | 102,290 | | 187,876 | | | (86,553) | | | | | |
| S&P 500 Dividend Aristocrats Daily Risk Control 5% Index | | N/A | Equity/Index | AEL 85LNZLR1WR9SYRVFCH09 | 04/21/2023 | 04/23/2024 | 609 | 1,095,867 | 1799.42 | | 23,561 | | 12,762 | | 6,555 | | | (10,799) | | | | | |
| S&P 500 Index Option PTPT | | N/A | Equity/Index | AEL 85LNZLR1WR9SYRVFCH09 | 04/24/2023 | 04/24/2024 | 1,215 | 5,028,410 | 4137.04 | | 319,986 | | 173,326 | | 325,504 | | | (146,660) | | | | | |
| SPXDSUN Index Option PTPT | | N/A | Equity/Index | AEL 85LNZLR1WR9SYRVFCH09 | 04/24/2023 | 04/24/2024 | 4 | 13,178 | 3186.21 | | 549 | | 297 | | 281 | | | (252) | | | | | |
| S&P 500 Dividend Aristocrats Daily Risk Control 5% Index | | N/A | Equity/Index | AEL 85LNZLR1WR9SYRVFCH09 | 04/24/2023 | 04/24/2024 | 704 | 1,268,119 | 1802.23 | | 27,518 | | 14,906 | | 7,136 | | | (12,613) | | | | | |
| S&P 500 Index Option PTPT | | N/A | Equity/Index | AEL 85LNZLR1WR9SYRVFCH09 | 04/25/2023 | 04/25/2024 | 1,143 | 4,654,780 | 4071.63 | | 286,155 | | 155,001 | | 319,343 | | | (131,154) | | | | | |
| SPXDSUN Index Option PTPT | | N/A | Equity/Index | AEL 85LNZLR1WR9SYRVFCH09 | 04/25/2023 | 04/25/2024 | 10 | 32,631 | 3175.64 | | 1,284 | | 695 | | 765 | | | (588) | | | | | |

E06.60

STATEMENT AS OF SEPTEMBER 30, 2023 OF THE EAGLE LIFE INSURANCE COMPANY

SCHEDULE DB - PART A - SECTION 1

Showing all Options, Caps, Floors, Collars, Swaps and Forwards Open as of Current Statement Date

| 1 | 2 | 3 | 4 | 5 | 6 | 7 | 8 | 9 | 10 | 11 | 12 | 13 | 14 | 15 | 16 | 17 | 18 | 19 | 20 | 21 | 22 | 23 | |
|--|---|------------------------------|------------------------|---|------------|--------------------------------|---------------------|-----------------|---|--|--|---------------------|-------------------------------|------|------------|---|--|--|---|--------------------|------------------------------------|---|--|
| Description | Description of Item(s) Hedged, Used for Income Generation or Replicated | Schedule/ Exhibit Identifier | Type(s) of Risk(s) (a) | Exchange, Counterparty or Central Clearinghouse | Trade Date | Date of Maturity or Expiration | Number of Contracts | Notional Amount | Strike Price, Rate or Index Received (Paid) | Cumulative Prior Year(s) Initial Cost of Un-discounted Premium (Received) Paid | Current Year Initial Cost of Un-discounted Premium (Received) Paid | Current Year Income | Book/ Adjusted Carrying Value | Code | Fair Value | Unrealized Valuation Increase/ (Decrease) | Total Foreign Exchange Change in B./A.C.V. | Current Year's (Amortization)/ Accretion | Adjustment to Carrying Value of Hedged Item | Potential Exposure | Credit Quality of Reference Entity | Hedge Effectiveness at Inception and at Quarter-end (b) | |
| S&P 500 Dividend Aristocrats Daily Risk Control 5% Index | | N/A | Equity/Index | AEL 85LNZLR1WR9SYRVFCH09 | 04/25/2023 | 04/25/2024 | 616 | 1,107,072 | 1796 | | 24,142 | | 13,077 | | 7,242 | | | (11,065) | | | | | |
| Franklin Global Trends Index | | N/A | Equity/Index | AEL 85LNZLR1WR9SYRVFCH09 | 04/25/2023 | 04/25/2024 | 695 | 168,087 | 241.76 | | 3,950 | | 2,140 | | .642 | | | (1,810) | | | | | |
| Invesco Dynamic Growth Index | | N/A | Equity/Index | AEL 85LNZLR1WR9SYRVFCH09 | 04/25/2023 | 04/25/2024 | 319 | 836,841 | 2620.68 | | 18,411 | | 9,972 | | 1,447 | | | (8,438) | | | | | |
| Franklin Global Trends Index | | N/A | Equity/Index | AEL 85LNZLR1WR9SYRVFCH09 | 04/26/2023 | 04/26/2024 | 1,253 | 302,248 | 241.13 | | 7,103 | | 3,847 | | 1,314 | | | (3,255) | | | | | |
| Invesco Dynamic Growth Index | | N/A | Equity/Index | AEL 85LNZLR1WR9SYRVFCH09 | 04/26/2023 | 04/26/2024 | 247 | 645,280 | 2612.2 | | 14,196 | | 7,690 | | 1,336 | | | (6,507) | | | | | |
| S&P 500 Index Option PTP | | N/A | Equity/Index | AEL 85LNZLR1WR9SYRVFCH09 | 04/26/2023 | 04/26/2024 | 1,749 | 7,094,107 | 4055.99 | | 364,349 | | 197,356 | | 418,483 | | | (166,993) | | | | | |
| SPXDSUN Index Option PTP | | N/A | Equity/Index | AEL 85LNZLR1WR9SYRVFCH09 | 04/26/2023 | 04/26/2024 | 107 | 337,453 | 3162.19 | | 13,183 | | 7,141 | | 8,321 | | | (6,042) | | | | | |
| S&P 500 Dividend Aristocrats Daily Risk Control 5% Index | | N/A | Equity/Index | AEL 85LNZLR1WR9SYRVFCH09 | 04/26/2023 | 04/26/2024 | 909 | 1,625,631 | 1788.15 | | 35,276 | | 19,108 | | 12,740 | | | (16,168) | | | | | |
| Invesco Dynamic Growth Index | | N/A | Equity/Index | AEL 85LNZLR1WR9SYRVFCH09 | 04/27/2023 | 04/26/2024 | 286 | 747,413 | 2613.42 | | 16,443 | | 8,907 | | 1,510 | | | (7,536) | | | | | |
| S&P 500 Index Option PTP | | N/A | Equity/Index | AEL 85LNZLR1WR9SYRVFCH09 | 04/27/2023 | 04/26/2024 | 932 | 3,852,787 | 4135.35 | | 162,173 | | 87,844 | | 169,711 | | | (74,329) | | | | | |
| S&P 500 Dividend Aristocrats Daily Risk Control 5% Index | | N/A | Equity/Index | AEL 85LNZLR1WR9SYRVFCH09 | 04/27/2023 | 04/26/2024 | 603 | 1,086,812 | 1800.95 | | 23,584 | | 12,775 | | 6,371 | | | (10,809) | | | | | |
| Invesco Dynamic Growth Index | | N/A | Equity/Index | AEL 85LNZLR1WR9SYRVFCH09 | 04/28/2023 | 04/26/2024 | 421 | 1,103,290 | 2623.18 | | 24,272 | | 13,148 | | 1,827 | | | (11,125) | | | | | |
| S&P 500 Index Option PTP | | N/A | Equity/Index | AEL 85LNZLR1WR9SYRVFCH09 | 04/28/2023 | 04/26/2024 | 1,071 | 4,465,031 | 4169.48 | | 179,504 | | 97,231 | | 182,770 | | | (82,273) | | | | | |
| S&P 500 Dividend Aristocrats Daily Risk Control 5% Index | | N/A | Equity/Index | AEL 85LNZLR1WR9SYRVFCH09 | 04/28/2023 | 04/26/2024 | 696 | 1,257,005 | 1806.11 | | 27,492 | | 14,891 | | 6,519 | | | (12,600) | | | | | |
| S&P 500 Index Option PTP | | N/A | Equity/Index | AEL 85LNZLR1WR9SYRVFCH09 | 04/28/2023 | 04/29/2024 | 464 | 1,935,084 | 4169.48 | | 101,985 | | 55,242 | | 97,575 | | | (46,743) | | | | | |
| SPXDSUN Index Option PTP | | N/A | Equity/Index | AEL 85LNZLR1WR9SYRVFCH09 | 04/28/2023 | 04/29/2024 | 28 | 90,583 | 3194.81 | | 3,621 | | 1,961 | | 1,755 | | | (1,660) | | | | | |
| S&P 500 Dividend Aristocrats Daily Risk Control 5% Index | | N/A | Equity/Index | AEL 85LNZLR1WR9SYRVFCH09 | 04/28/2023 | 04/29/2024 | 605 | 1,091,978 | 1806.11 | | 23,924 | | 12,959 | | 5,758 | | | (10,965) | | | | | |
| S&P 500 Index Option PTP | | N/A | Equity/Index | AEL 85LNZLR1WR9SYRVFCH09 | 04/28/2023 | 04/30/2024 | 781 | 3,257,651 | 4169.48 | | 148,232 | | 80,293 | | 145,391 | | | (67,940) | | | | | |
| S&P 500 Dividend Aristocrats Daily Risk Control 5% Index | | N/A | Equity/Index | AEL 85LNZLR1WR9SYRVFCH09 | 04/28/2023 | 04/30/2024 | 254 | 458,638 | 1806.11 | | 10,067 | | 5,453 | | 2,432 | | | (4,614) | | | | | |
| Invesco Dynamic Growth Index | | N/A | Equity/Index | AEL 85LNZLR1WR9SYRVFCH09 | 04/03/2023 | 04/03/2025 | 199 | 519,690 | 2617.2 | | 16,058 | | 12,378 | | 3,769 | | | (3,680) | | | | | |
| Franklin Global Trends Index | | N/A | Equity/Index | AEL 85LNZLR1WR9SYRVFCH09 | 04/05/2023 | 04/04/2025 | 167 | 40,457 | 242.53 | | 1,347 | | 1,038 | | .412 | | | (309) | | | | | |
| Invesco Dynamic Growth Index | | N/A | Equity/Index | AEL 85LNZLR1WR9SYRVFCH09 | 04/05/2023 | 04/04/2025 | 148 | 388,243 | 2627.99 | | 12,036 | | 9,277 | | 2,519 | | | (2,758) | | | | | |

STATEMENT AS OF SEPTEMBER 30, 2023 OF THE EAGLE LIFE INSURANCE COMPANY

SCHEDULE DB - PART A - SECTION 1

Showing all Options, Caps, Floors, Collars, Swaps and Forwards Open as of Current Statement Date

| 1 | 2 | 3 | 4 | 5 | 6 | 7 | 8 | 9 | 10 | 11 | 12 | 13 | 14 | 15 | 16 | 17 | 18 | 19 | 20 | 21 | 22 | 23 | |
|--|---|------------------------------|------------------------|---|------------|--------------------------------|---------------------|-----------------|---|--|--|---------------------|-------------------------------|------|------------|---|--|--|---|--------------------|------------------------------------|---|--|
| Description | Description of Item(s) Hedged, Used for Income Generation or Replicated | Schedule/ Exhibit Identifier | Type(s) of Risk(s) (a) | Exchange, Counterparty or Central Clearinghouse | Trade Date | Date of Maturity or Expiration | Number of Contracts | Notional Amount | Strike Price, Rate or Index Received (Paid) | Cumulative Prior Year(s) Initial Cost of Un-discounted Premium (Received) Paid | Current Year Initial Cost of Un-discounted Premium (Received) Paid | Current Year Income | Book/ Adjusted Carrying Value | Code | Fair Value | Unrealized Valuation Increase/ (Decrease) | Total Foreign Exchange Change in B./A.C.V. | Current Year's (Amortization)/ Accretion | Adjustment to Carrying Value of Hedged Item | Potential Exposure | Credit Quality of Reference Entity | Hedge Effectiveness at Inception and at Quarter-end (b) | |
| S&P 500 Index Option PTPT | | N/A | Equity/Index | AEL 85LNZLR1WR9SYRVFCH09 | 04/05/2023 | 04/04/2025 | 38 | 156,581 | 4090.38 | | 15,630 | | 12,048 | | 17,760 | | | (3,582) | | | | | |
| S&P 500 Dividend Aristocrats Daily Risk Control 5% Index | | N/A | Equity/Index | AEL 85LNZLR1WR9SYRVFCH09 | 04/06/2023 | 04/04/2025 | 139 | 247,981 | 1790.02 | | 7,787 | | 6,002 | | 4,158 | | | (1,784) | | | | | |
| Invesco Dynamic Growth Index | | N/A | Equity/Index | AEL 85LNZLR1WR9SYRVFCH09 | 04/04/2023 | 04/04/2025 | 302 | 793,098 | 2622.24 | | 24,586 | | 18,952 | | 5,468 | | | (5,634) | | | | | |
| S&P 500 Dividend Aristocrats Daily Risk Control 5% Index | | N/A | Equity/Index | AEL 85LNZLR1WR9SYRVFCH09 | 04/05/2023 | 04/04/2025 | 68 | 121,688 | 1790.43 | | 3,833 | | 2,955 | | 2,030 | | | (878) | | | | | |
| Invesco Dynamic Growth Index | | N/A | Equity/Index | AEL 85LNZLR1WR9SYRVFCH09 | 04/06/2023 | 04/04/2025 | 254 | 667,139 | 2628.13 | | 20,681 | | 15,942 | | 4,322 | | | (4,739) | | | | | |
| Invesco Dynamic Growth Index | | N/A | Equity/Index | AEL 85LNZLR1WR9SYRVFCH09 | 04/10/2023 | 04/10/2025 | 13 | 33,551 | 2617.65 | | 1,037 | | 799 | | 246 | | | (238) | | | | | |
| S&P 500 Dividend Aristocrats Daily Risk Control 5% Index | | N/A | Equity/Index | AEL 85LNZLR1WR9SYRVFCH09 | 04/10/2023 | 04/10/2025 | 5 | 8,178 | 1791.89 | | 253 | | 195 | | 135 | | | (58) | | | | | |
| Franklin Global Trends Index | | N/A | Equity/Index | AEL 85LNZLR1WR9SYRVFCH09 | 04/11/2023 | 04/11/2025 | 998 | 241,220 | 241.75 | | 8,009 | | 6,173 | | 2,705 | | | (1,835) | | | | | |
| Invesco Dynamic Growth Index | | N/A | Equity/Index | AEL 85LNZLR1WR9SYRVFCH09 | 04/11/2023 | 04/11/2025 | 684 | 1,789,422 | 2616.69 | | 55,293 | | 42,622 | | 13,257 | | | (12,671) | | | | | |
| Invesco Dynamic Growth Index | | N/A | Equity/Index | AEL 85LNZLR1WR9SYRVFCH09 | 04/12/2023 | 04/11/2025 | 96 | 252,393 | 2619.3 | | 7,799 | | 6,012 | | 1,820 | | | (1,787) | | | | | |
| S&P 500 Index Option PTPT | | N/A | Equity/Index | AEL 85LNZLR1WR9SYRVFCH09 | 04/12/2023 | 04/11/2025 | 13 | 52,447 | 4091.95 | | 3,654 | | 2,816 | | 4,072 | | | (837) | | | | | |
| S&P 500 Dividend Aristocrats Daily Risk Control 5% Index | | N/A | Equity/Index | AEL 85LNZLR1WR9SYRVFCH09 | 04/12/2023 | 04/11/2025 | 100 | 178,968 | 1792.81 | | 5,620 | | 4,332 | | 2,926 | | | (1,288) | | | | | |
| Invesco Dynamic Growth Index | | N/A | Equity/Index | AEL 85LNZLR1WR9SYRVFCH09 | 04/13/2023 | 04/11/2025 | 200 | 524,745 | 2623.1 | | 16,215 | | 12,499 | | 3,638 | | | (3,716) | | | | | |
| Invesco Dynamic Growth Index | | N/A | Equity/Index | AEL 85LNZLR1WR9SYRVFCH09 | 04/14/2023 | 04/14/2025 | 30 | 77,184 | 2615.46 | | 2,377 | | 1,832 | | 583 | | | (545) | | | | | |
| S&P 500 Dividend Aristocrats Daily Risk Control 5% Index | | N/A | Equity/Index | AEL 85LNZLR1WR9SYRVFCH09 | 04/14/2023 | 04/14/2025 | 82 | 146,804 | 1793.22 | | 4,404 | | 3,395 | | 2,397 | | | (1,009) | | | | | |
| Invesco Dynamic Growth Index | | N/A | Equity/Index | AEL 85LNZLR1WR9SYRVFCH09 | 04/17/2023 | 04/17/2025 | 5 | 12,044 | 2610.81 | | 371 | | 286 | | 96 | | | (85) | | | | | |
| S&P 500 Dividend Aristocrats Daily Risk Control 5% Index | | N/A | Equity/Index | AEL 85LNZLR1WR9SYRVFCH09 | 04/17/2023 | 04/17/2025 | 93 | 167,573 | 1796.91 | | 5,262 | | 4,056 | | 2,624 | | | (1,206) | | | | | |
| Invesco Dynamic Growth Index | | N/A | Equity/Index | AEL 85LNZLR1WR9SYRVFCH09 | 04/18/2023 | 04/17/2025 | 48 | 124,409 | 2612.42 | | 3,832 | | 2,954 | | 974 | | | (878) | | | | | |
| S&P 500 Dividend Aristocrats Daily Risk Control 5% Index | | N/A | Equity/Index | AEL 85LNZLR1WR9SYRVFCH09 | 04/18/2023 | 04/17/2025 | 188 | 338,544 | 1797.48 | | 10,452 | | 8,057 | | 5,264 | | | (2,395) | | | | | |
| Franklin Global Trends Index | | N/A | Equity/Index | AEL 85LNZLR1WR9SYRVFCH09 | 04/19/2023 | 04/17/2025 | 274 | 66,000 | 240.64 | | 2,178 | | 1,679 | | 839 | | | (499) | | | | | |

E06.62

STATEMENT AS OF SEPTEMBER 30, 2023 OF THE EAGLE LIFE INSURANCE COMPANY

SCHEDULE DB - PART A - SECTION 1

Showing all Options, Caps, Floors, Collars, Swaps and Forwards Open as of Current Statement Date

| 1 | 2 | 3 | 4 | 5 | 6 | 7 | 8 | 9 | 10 | 11 | 12 | 13 | 14 | 15 | 16 | 17 | 18 | 19 | 20 | 21 | 22 | 23 | |
|--|---|------------------------------|------------------------|---|------------|--------------------------------|---------------------|-----------------|---|--|--|---------------------|-------------------------------|------|------------|---|--|--|---|--------------------|------------------------------------|---|--|
| Description | Description of Item(s) Hedged, Used for Income Generation or Replicated | Schedule/ Exhibit Identifier | Type(s) of Risk(s) (a) | Exchange, Counterparty or Central Clearinghouse | Trade Date | Date of Maturity or Expiration | Number of Contracts | Notional Amount | Strike Price, Rate or Index Received (Paid) | Cumulative Prior Year(s) Initial Cost of Un-discounted Premium (Received) Paid | Current Year Initial Cost of Un-discounted Premium (Received) Paid | Current Year Income | Book/ Adjusted Carrying Value | Code | Fair Value | Unrealized Valuation Increase/ (Decrease) | Total Foreign Exchange Change in B./A.C.V. | Current Year's (Amortization)/ Accretion | Adjustment to Carrying Value of Hedged Item | Potential Exposure | Credit Quality of Reference Entity | Hedge Effectiveness at Inception and at Quarter-end (b) | |
| Invesco Dynamic Growth Index | | N/A | Equity/Index | AEL 85LNZLR1WR9SYRVFCH09 | 04/19/2023 | 04/17/2025 | 8 | 21,326 | 2608.1 | | 655 | | 505 | | 174 | | | (150) | | | | | |
| S&P 500 Dividend Aristocrats Daily Risk Control 5% Index | | N/A | Equity/Index | AEL 85LNZLR1WR9SYRVFCH09 | 04/19/2023 | 04/17/2025 | 258 | 463,800 | 1798.54 | | 13,914 | | 10,725 | | 7,116 | | | (3,189) | | | | | |
| Invesco Dynamic Growth Index | | N/A | Equity/Index | AEL 85LNZLR1WR9SYRVFCH09 | 04/20/2023 | 04/17/2025 | 32 | 82,626 | 2612.26 | | 2,537 | | 1,955 | | 648 | | | (581) | | | | | |
| S&P 500 Dividend Aristocrats Daily Risk Control 5% Index | | N/A | Equity/Index | AEL 85LNZLR1WR9SYRVFCH09 | 04/20/2023 | 04/17/2025 | 58 | 105,145 | 1798.86 | | 3,228 | | 2,488 | | 1,607 | | | (740) | | | | | |
| S&P 500 Index Option PTP | | N/A | Equity/Index | AEL 85LNZLR1WR9SYRVFCH09 | 04/19/2023 | 04/18/2025 | 75 | 313,015 | 4154.52 | | 27,744 | | 21,386 | | 29,180 | | | (6,358) | | | | | |
| Invesco Dynamic Growth Index | | N/A | Equity/Index | AEL 85LNZLR1WR9SYRVFCH09 | 04/21/2023 | 04/21/2025 | 152 | 397,097 | 2610.84 | | 12,231 | | 9,428 | | 3,184 | | | (2,803) | | | | | |
| Franklin Global Trends Index | | N/A | Equity/Index | AEL 85LNZLR1WR9SYRVFCH09 | 04/24/2023 | 04/24/2025 | 116 | 28,000 | 241.34 | | 927 | | 714 | | 334 | | | (212) | | | | | |
| Invesco Dynamic Growth Index | | N/A | Equity/Index | AEL 85LNZLR1WR9SYRVFCH09 | 04/24/2023 | 04/24/2025 | 116 | 303,794 | 2616.62 | | 9,357 | | 7,213 | | 2,311 | | | (2,144) | | | | | |
| S&P 500 Dividend Aristocrats Daily Risk Control 5% Index | | N/A | Equity/Index | AEL 85LNZLR1WR9SYRVFCH09 | 04/24/2023 | 04/24/2025 | 149 | 269,018 | 1802.23 | | 8,313 | | 6,408 | | 3,979 | | | (1,905) | | | | | |
| S&P 500 Dividend Aristocrats Daily Risk Control 5% Index | | N/A | Equity/Index | AEL 85LNZLR1WR9SYRVFCH09 | 04/25/2023 | 04/25/2025 | 111 | 198,760 | 1796 | | 5,853 | | 4,512 | | 3,183 | | | (1,341) | | | | | |
| Franklin Global Trends Index | | N/A | Equity/Index | AEL 85LNZLR1WR9SYRVFCH09 | 04/25/2023 | 04/25/2025 | 550 | 132,900 | 241.76 | | 4,412 | | 3,401 | | 1,522 | | | (1,011) | | | | | |
| Invesco Dynamic Growth Index | | N/A | Equity/Index | AEL 85LNZLR1WR9SYRVFCH09 | 04/25/2023 | 04/25/2025 | 411 | 1,076,685 | 2620.68 | | 33,270 | | 25,645 | | 7,874 | | | (7,624) | | | | | |
| Invesco Dynamic Growth Index | | N/A | Equity/Index | AEL 85LNZLR1WR9SYRVFCH09 | 04/26/2023 | 04/25/2025 | 495 | 1,293,926 | 2612.2 | | 39,982 | | 30,820 | | 10,310 | | | (9,163) | | | | | |
| S&P 500 Index Option PTP | | N/A | Equity/Index | AEL 85LNZLR1WR9SYRVFCH09 | 04/26/2023 | 04/25/2025 | 67 | 272,192 | 4055.99 | | 22,963 | | 17,701 | | 26,593 | | | (5,262) | | | | | |
| S&P 500 Dividend Aristocrats Daily Risk Control 5% Index | | N/A | Equity/Index | AEL 85LNZLR1WR9SYRVFCH09 | 04/26/2023 | 04/25/2025 | 109 | 194,794 | 1788.15 | | 6,039 | | 4,655 | | 3,434 | | | (1,384) | | | | | |
| Invesco Dynamic Growth Index | | N/A | Equity/Index | AEL 85LNZLR1WR9SYRVFCH09 | 04/27/2023 | 04/25/2025 | 175 | 457,860 | 2613.42 | | 14,102 | | 10,870 | | 3,604 | | | (3,232) | | | | | |
| S&P 500 Dividend Aristocrats Daily Risk Control 5% Index | | N/A | Equity/Index | AEL 85LNZLR1WR9SYRVFCH09 | 04/27/2023 | 04/25/2025 | 792 | 1,425,900 | 1800.95 | | 44,203 | | 34,073 | | 21,466 | | | (10,130) | | | | | |
| Invesco Dynamic Growth Index | | N/A | Equity/Index | AEL 85LNZLR1WR9SYRVFCH09 | 04/28/2023 | 04/28/2025 | 673 | 1,765,898 | 2623.18 | | 54,390 | | 41,925 | | 12,665 | | | (12,464) | | | | | |
| S&P 500 Dividend Aristocrats Daily Risk Control 5% Index | | N/A | Equity/Index | AEL 85LNZLR1WR9SYRVFCH09 | 04/28/2023 | 04/28/2025 | 410 | 741,320 | 1806.11 | | 22,388 | | 17,257 | | 10,500 | | | (5,131) | | | | | |
| S&P 500 Index Option PTP | | N/A | Equity/Index | AEL 85LNZLR1WR9SYRVFCH09 | 04/05/2023 | 04/05/2028 | 45 | 183,488 | 4090.38 | | 28,979 | | 26,323 | | 31,457 | | | (2,656) | | | | | |

E06.63

STATEMENT AS OF SEPTEMBER 30, 2023 OF THE EAGLE LIFE INSURANCE COMPANY

SCHEDULE DB - PART A - SECTION 1

Showing all Options, Caps, Floors, Collars, Swaps and Forwards Open as of Current Statement Date

| 1 | 2 | 3 | 4 | 5 | 6 | 7 | 8 | 9 | 10 | 11 | 12 | 13 | 14 | 15 | 16 | 17 | 18 | 19 | 20 | 21 | 22 | 23 | |
|--|---|------------------------------|------------------------|---|------------|--------------------------------|---------------------|-----------------|---|--|--|---------------------|-------------------------------|------|------------|---|--|--|---|--------------------|------------------------------------|---|--|
| Description | Description of Item(s) Hedged, Used for Income Generation or Replicated | Schedule/ Exhibit Identifier | Type(s) of Risk(s) (a) | Exchange, Counterparty or Central Clearinghouse | Trade Date | Date of Maturity or Expiration | Number of Contracts | Notional Amount | Strike Price, Rate or Index Received (Paid) | Cumulative Prior Year(s) Initial Cost of Un-discounted Premium (Received) Paid | Current Year Initial Cost of Un-discounted Premium (Received) Paid | Current Year Income | Book/ Adjusted Carrying Value | Code | Fair Value | Unrealized Valuation Increase/ (Decrease) | Total Foreign Exchange Change in B./A.C.V. | Current Year's (Amortization)/ Accretion | Adjustment to Carrying Value of Hedged Item | Potential Exposure | Credit Quality of Reference Entity | Hedge Effectiveness at Inception and at Quarter-end (b) | |
| S&P 500 Dividend Aristocrats Daily Risk Control 5% Index | | N/A | Equity/Index | AEL 85LNZLR1WR9SYRVFCH09 | 05/01/2023 | 05/01/2025 | 149 | 269,505 | 1807 | | 8,436 | | 6,854 | | 3,791 | | | (1,582) | | | | | |
| Franklin Global Trends Index | | N/A | Equity/Index | AEL 85LNZLR1WR9SYRVFCH09 | 05/02/2023 | 05/02/2025 | 1,449 | 350,000 | 241.57 | | 11,620 | | 9,441 | | 4,133 | | | (2,179) | | | | | |
| Invesco Dynamic Growth Index | | N/A | Equity/Index | AEL 85LNZLR1WR9SYRVFCH09 | 05/02/2023 | 05/02/2024 | 167 | 436,900 | 2615.07 | | 9,612 | | 6,007 | | 895 | | | (3,604) | | | | | |
| Invesco Dynamic Growth Index | | N/A | Equity/Index | AEL 85LNZLR1WR9SYRVFCH09 | 05/02/2023 | 05/02/2025 | 275 | 719,205 | 2615.07 | | 22,223 | | 18,057 | | 5,642 | | | (4,167) | | | | | |
| S&P 500 Index Option | | N/A | Equity/Index | AEL 85LNZLR1WR9SYRVFCH09 | 05/02/2023 | 05/02/2024 | 1,197 | 4,931,824 | 4119.58 | | 278,150 | | 173,844 | | 299,586 | | | (104,306) | | | | | |
| SPXDSUN Index Option | | N/A | Equity/Index | AEL 85LNZLR1WR9SYRVFCH09 | 05/02/2023 | 05/02/2024 | 7 | 21,431 | 3187.04 | | 909 | | 568 | | 506 | | | (341) | | | | | |
| S&P 500 Dividend Aristocrats Daily Risk Control 5% Index | | N/A | Equity/Index | AEL 85LNZLR1WR9SYRVFCH09 | 05/02/2023 | 05/02/2024 | 179 | 321,463 | 1800.72 | | 7,020 | | 4,388 | | 1,954 | | | (2,633) | | | | | |
| S&P 500 Dividend Aristocrats Daily Risk Control 5% Index | | N/A | Equity/Index | AEL 85LNZLR1WR9SYRVFCH09 | 05/02/2023 | 05/02/2025 | 337 | 606,690 | 1800.72 | | 18,954 | | 15,400 | | 9,250 | | | (3,554) | | | | | |
| Franklin Global Trends Index | | N/A | Equity/Index | AEL 85LNZLR1WR9SYRVFCH09 | 05/03/2023 | 05/03/2024 | 1,079 | 261,290 | 242.17 | | 6,140 | | 3,838 | | 968 | | | (2,303) | | | | | |
| Franklin Global Trends Index | | N/A | Equity/Index | AEL 85LNZLR1WR9SYRVFCH09 | 05/03/2023 | 05/02/2025 | 449 | 108,648 | 242.17 | | 3,607 | | 2,931 | | 1,205 | | | (676) | | | | | |
| Invesco Dynamic Growth Index | | N/A | Equity/Index | AEL 85LNZLR1WR9SYRVFCH09 | 05/03/2023 | 05/03/2024 | 209 | 545,763 | 2613.78 | | 12,007 | | 7,504 | | 1,156 | | | (4,503) | | | | | |
| Invesco Dynamic Growth Index | | N/A | Equity/Index | AEL 85LNZLR1WR9SYRVFCH09 | 05/03/2023 | 05/02/2025 | 39 | 101,724 | 2613.78 | | 3,143 | | 2,554 | | 808 | | | (589) | | | | | |
| S&P 500 Index Option | | N/A | Equity/Index | AEL 85LNZLR1WR9SYRVFCH09 | 05/03/2023 | 05/03/2024 | 1,530 | 6,260,626 | 4090.75 | | 286,561 | | 179,101 | | 319,042 | | | (107,460) | | | | | |
| S&P 500 Index Option | | N/A | Equity/Index | AEL 85LNZLR1WR9SYRVFCH09 | 05/03/2023 | 05/02/2025 | 99 | 403,200 | 4090.75 | | 33,572 | | 27,278 | | 37,418 | | | (6,295) | | | | | |
| S&P 500 Index Option | | N/A | Equity/Index | AEL 85LNZLR1WR9SYRVFCH09 | 05/03/2023 | 05/03/2028 | 47 | 190,307 | 4090.75 | | 33,216 | | 30,725 | | 34,724 | | | (2,491) | | | | | |
| S&P 500 Indx Opt | | N/A | Equity/Index | AEL 85LNZLR1WR9SYRVFCH09 | 05/03/2023 | 05/03/2024 | | 227 | 4090.75 | | 5 | | 3 | | 5 | | | (2) | | | | | |
| MOPTPT | | N/A | Equity/Index | AEL 85LNZLR1WR9SYRVFCH09 | 05/03/2023 | 05/03/2024 | | 481 | 4090.75 | | 5 | | 3 | | 5 | | | (2) | | | | | |
| S&P Digital | | N/A | Equity/Index | AEL 85LNZLR1WR9SYRVFCH09 | 05/03/2023 | 05/03/2024 | | | | | | | | | | | | | | | | | |
| SPXDSUN Index Option | | N/A | Equity/Index | AEL 85LNZLR1WR9SYRVFCH09 | 05/03/2023 | 05/03/2024 | 113 | 359,751 | 3182.59 | | 14,545 | | 9,091 | | 8,199 | | | (5,454) | | | | | |
| S&P 500 Dividend Aristocrats Daily Risk Control 5% Index | | N/A | Equity/Index | AEL 85LNZLR1WR9SYRVFCH09 | 05/03/2023 | 05/03/2024 | 1,409 | 2,533,268 | 1797.96 | | 54,465 | | 34,041 | | 16,477 | | | (20,424) | | | | | |
| S&P 500 Dividend Aristocrats Daily Risk Control 5% Index | | N/A | Equity/Index | AEL 85LNZLR1WR9SYRVFCH09 | 05/03/2023 | 05/02/2025 | 103 | 184,586 | 1797.96 | | 5,667 | | 4,604 | | 2,912 | | | (1,063) | | | | | |
| Invesco Dynamic Growth Index | | N/A | Equity/Index | AEL 85LNZLR1WR9SYRVFCH09 | 05/04/2023 | 05/03/2024 | 56 | 145,824 | 2615.77 | | 3,223 | | 2,014 | | 297 | | | (1,209) | | | | | |
| Invesco Dynamic Growth Index | | N/A | Equity/Index | AEL 85LNZLR1WR9SYRVFCH09 | 05/04/2023 | 05/02/2025 | 84 | 220,500 | 2615.77 | | 6,836 | | 5,554 | | 1,718 | | | (1,282) | | | | | |
| S&P 500 Index Option | | N/A | Equity/Index | AEL 85LNZLR1WR9SYRVFCH09 | 05/04/2023 | 05/03/2024 | 1,083 | 4,399,766 | 4061.22 | | 199,591 | | 124,744 | | 231,649 | | | (74,847) | | | | | |

E06.64

STATEMENT AS OF SEPTEMBER 30, 2023 OF THE EAGLE LIFE INSURANCE COMPANY

SCHEDULE DB - PART A - SECTION 1

Showing all Options, Caps, Floors, Collars, Swaps and Forwards Open as of Current Statement Date

| 1 | 2 | 3 | 4 | 5 | 6 | 7 | 8 | 9 | 10 | 11 | 12 | 13 | 14 | 15 | 16 | 17 | 18 | 19 | 20 | 21 | 22 | 23 | |
|--|---|------------------------------|------------------------|---|-------------|--------------------------------|---------------------|-----------------|---|--|--|---------------------|-------------------------------|------|------------|---|--|--|---|--------------------|------------------------------------|---|--|
| Description | Description of Item(s) Hedged, Used for Income Generation or Replicated | Schedule/ Exhibit Identifier | Type(s) of Risk(s) (a) | Exchange, Counterparty or Central Clearinghouse | Trade Date | Date of Maturity or Expiration | Number of Contracts | Notional Amount | Strike Price, Rate or Index Received (Paid) | Cumulative Prior Year(s) Initial Cost of Un-discounted Premium (Received) Paid | Current Year Initial Cost of Un-discounted Premium (Received) Paid | Current Year Income | Book/ Adjusted Carrying Value | Code | Fair Value | Unrealized Valuation Increase/ (Decrease) | Total Foreign Exchange Change in B./A.C.V. | Current Year's (Amortization)/ Accretion | Adjustment to Carrying Value of Hedged Item | Potential Exposure | Credit Quality of Reference Entity | Hedge Effectiveness at Inception and at Quarter-end (b) | |
| SPXDSUN Index Option PTP | | N/A | Equity/Index | AEL 85LNZLR1WR9SYRVFCH09 | .05/04/2023 | .05/03/2024 | 12 | 37,633 | 3176.12 | | 1,544 | | 965 | | 973 | | | (579) | | | | | |
| S&P 500 Dividend Aristocrats Daily Risk Control 5% Index | | N/A | Equity/Index | AEL 85LNZLR1WR9SYRVFCH09 | .05/04/2023 | .05/03/2024 | 457 | 819,096 | 1794.06 | | 17,611 | | 11,007 | | 5,814 | | | (6,604) | | | | | |
| Franklin Global Trends Index | | N/A | Equity/Index | AEL 85LNZLR1WR9SYRVFCH09 | .05/05/2023 | .05/03/2024 | 487 | 117,827 | 241.88 | | 2,769 | | 1,731 | | 462 | | | (1,038) | | | | | |
| Invesco Dynamic Growth Index | | N/A | Equity/Index | AEL 85LNZLR1WR9SYRVFCH09 | .05/05/2023 | .05/03/2024 | 328 | 859,866 | 2617.92 | | 18,917 | | 11,823 | | 1,678 | | | (7,094) | | | | | |
| Invesco Dynamic Growth Index | | N/A | Equity/Index | AEL 85LNZLR1WR9SYRVFCH09 | .05/05/2023 | .05/05/2025 | 134 | 350,084 | 2617.92 | | 10,853 | | 8,818 | | 2,684 | | | (2,035) | | | | | |
| S&P 500 Index Option PTP | | N/A | Equity/Index | AEL 85LNZLR1WR9SYRVFCH09 | .05/05/2023 | .05/03/2024 | 823 | 3,404,089 | 4136.25 | | 130,961 | | 81,851 | | 141,089 | | | (49,110) | | | | | |
| S&P 500 Index Option PTP | | N/A | Equity/Index | AEL 85LNZLR1WR9SYRVFCH09 | .05/05/2023 | .05/06/2024 | 511 | 2,114,596 | 4136.25 | | 82,450 | | 51,531 | | 87,056 | | | (30,919) | | | | | |
| S&P 500 Index Option PTP | | N/A | Equity/Index | AEL 85LNZLR1WR9SYRVFCH09 | .05/05/2023 | .05/07/2024 | 745 | 3,083,102 | 4136.25 | | 132,264 | | 82,665 | | 138,120 | | | (49,599) | | | | | |
| SPXDSUN Index Option PTP | | N/A | Equity/Index | AEL 85LNZLR1WR9SYRVFCH09 | .05/05/2023 | .05/06/2024 | 7 | 22,568 | 3189.09 | | 909 | | 568 | | 503 | | | (341) | | | | | |
| SPXDSUN Index Option PTP | | N/A | Equity/Index | AEL 85LNZLR1WR9SYRVFCH09 | .05/05/2023 | .05/07/2024 | 2 | 6,370 | 3189.09 | | 237 | | 148 | | 126 | | | (89) | | | | | |
| S&P 500 Dividend Aristocrats Daily Risk Control 5% Index | | N/A | Equity/Index | AEL 85LNZLR1WR9SYRVFCH09 | .05/05/2023 | .05/03/2024 | 487 | 877,013 | 1801.13 | | 18,943 | | 11,840 | | 5,307 | | | (7,104) | | | | | |
| S&P 500 Dividend Aristocrats Daily Risk Control 5% Index | | N/A | Equity/Index | AEL 85LNZLR1WR9SYRVFCH09 | .05/05/2023 | .05/05/2025 | 119 | 214,939 | 1801.13 | | 6,685 | | 5,431 | | 3,274 | | | (1,253) | | | | | |
| S&P 500 Dividend Aristocrats Daily Risk Control 5% Index | | N/A | Equity/Index | AEL 85LNZLR1WR9SYRVFCH09 | .05/05/2023 | .05/06/2024 | 119 | 213,664 | 1801.13 | | 4,615 | | 2,884 | | 1,312 | | | (1,731) | | | | | |
| S&P 500 Dividend Aristocrats Daily Risk Control 5% Index | | N/A | Equity/Index | AEL 85LNZLR1WR9SYRVFCH09 | .05/05/2023 | .05/07/2024 | 594 | 1,069,902 | 1801.13 | | 23,110 | | 14,444 | | 6,604 | | | (8,666) | | | | | |
| Invesco Dynamic Growth Index | | N/A | Equity/Index | AEL 85LNZLR1WR9SYRVFCH09 | .05/08/2023 | .05/08/2024 | 389 | 1,014,816 | 2611.27 | | 22,427 | | 14,017 | | 2,342 | | | (8,410) | | | | | |
| Invesco Dynamic Growth Index | | N/A | Equity/Index | AEL 85LNZLR1WR9SYRVFCH09 | .05/08/2023 | .05/08/2025 | 480 | 1,253,404 | 2611.27 | | 38,856 | | 31,570 | | 10,325 | | | (7,285) | | | | | |
| S&P 500 Index Option PTP | | N/A | Equity/Index | AEL 85LNZLR1WR9SYRVFCH09 | .05/08/2023 | .05/08/2024 | 1,178 | 4,874,076 | 4138.12 | | 295,539 | | 184,712 | | 307,248 | | | (110,827) | | | | | |
| SPXDSUN Index Option PTP | | N/A | Equity/Index | AEL 85LNZLR1WR9SYRVFCH09 | .05/08/2023 | .05/08/2024 | 9 | 27,903 | 3186.75 | | 1,136 | | 710 | | 641 | | | (426) | | | | | |
| S&P 500 Dividend Aristocrats Daily Risk Control 5% Index | | N/A | Equity/Index | AEL 85LNZLR1WR9SYRVFCH09 | .05/08/2023 | .05/08/2024 | 389 | 699,131 | 1799.02 | | 15,171 | | 9,482 | | 4,547 | | | (5,689) | | | | | |
| Franklin Global Trends Index | | N/A | Equity/Index | AEL 85LNZLR1WR9SYRVFCH09 | .05/09/2023 | .05/09/2024 | 657 | 158,419 | 240.97 | | 3,723 | | 2,327 | | 764 | | | (1,396) | | | | | |
| Franklin Global Trends Index | | N/A | Equity/Index | AEL 85LNZLR1WR9SYRVFCH09 | .05/09/2023 | .05/09/2025 | 1,474 | 355,135 | 240.97 | | 11,790 | | 9,580 | | 4,505 | | | (2,211) | | | | | |
| Invesco Dynamic Growth Index | | N/A | Equity/Index | AEL 85LNZLR1WR9SYRVFCH09 | .05/09/2023 | .05/09/2024 | 205 | 535,397 | 2609.54 | | 11,779 | | 7,362 | | 1,286 | | | (4,417) | | | | | |

E06.65

STATEMENT AS OF SEPTEMBER 30, 2023 OF THE EAGLE LIFE INSURANCE COMPANY

SCHEDULE DB - PART A - SECTION 1

Showing all Options, Caps, Floors, Collars, Swaps and Forwards Open as of Current Statement Date

| 1 | 2 | 3 | 4 | 5 | 6 | 7 | 8 | 9 | 10 | 11 | 12 | 13 | 14 | 15 | 16 | 17 | 18 | 19 | 20 | 21 | 22 | 23 | |
|--|---|------------------------------|------------------------|---|------------|--------------------------------|---------------------|-----------------|---|--|--|---------------------|-------------------------------|------|------------|---|--|--|---|--------------------|------------------------------------|---|--|
| Description | Description of Item(s) Hedged, Used for Income Generation or Replicated | Schedule/ Exhibit Identifier | Type(s) of Risk(s) (a) | Exchange, Counterparty or Central Clearinghouse | Trade Date | Date of Maturity or Expiration | Number of Contracts | Notional Amount | Strike Price, Rate or Index Received (Paid) | Cumulative Prior Year(s) Initial Cost of Un-discounted Premium (Received) Paid | Current Year Initial Cost of Un-discounted Premium (Received) Paid | Current Year Income | Book/ Adjusted Carrying Value | Code | Fair Value | Unrealized Valuation Increase/ (Decrease) | Total Foreign Exchange Change in B./A.C.V. | Current Year's (Amortization)/ Accretion | Adjustment to Carrying Value of Hedged Item | Potential Exposure | Credit Quality of Reference Entity | Hedge Effectiveness at Inception and at Quarter-end (b) | |
| Invesco Dynamic Growth Index | | N/A | Equity/Index | AEL 85LNZLR1WR9SYRVFCH09 | 05/09/2023 | 05/09/2025 | 653 | 1,702,991 | 2609.54 | | 52,622 | | 42,756 | | 14,295 | | | (9,867) | | | | | |
| S&P 500 Index Option | | N/A | Equity/Index | AEL 85LNZLR1WR9SYRVFCH09 | 05/09/2023 | 05/09/2024 | 1,504 | 6,195,774 | 4119.17 | | 354,832 | | 221,770 | | 387,419 | | | (133,062) | | | | | |
| SPXDSUN Index Option | | N/A | Equity/Index | AEL 85LNZLR1WR9SYRVFCH09 | 05/09/2023 | 05/09/2024 | 33 | 104,144 | 3182.27 | | 4,239 | | 2,649 | | 2,493 | | | (1,589) | | | | | |
| S&P 500 Dividend Aristocrats Daily Risk Control 5% Index | | N/A | Equity/Index | AEL 85LNZLR1WR9SYRVFCH09 | 05/09/2023 | 05/09/2024 | 579 | 1,039,555 | 1796.24 | | 22,558 | | 14,099 | | 7,226 | | | (8,459) | | | | | |
| S&P 500 Dividend Aristocrats Daily Risk Control 5% Index | | N/A | Equity/Index | AEL 85LNZLR1WR9SYRVFCH09 | 05/09/2023 | 05/09/2025 | 69 | 124,391 | 1796.24 | | 3,881 | | 3,153 | | 2,023 | | | (728) | | | | | |
| Invesco Dynamic Growth Index | | N/A | Equity/Index | AEL 85LNZLR1WR9SYRVFCH09 | 05/10/2023 | 05/10/2024 | 53 | 137,714 | 2618.8 | | 3,043 | | 1,902 | | 279 | | | (1,141) | | | | | |
| Invesco Dynamic Growth Index | | N/A | Equity/Index | AEL 85LNZLR1WR9SYRVFCH09 | 05/10/2023 | 05/09/2025 | 59 | 155,603 | 2618.8 | | 4,824 | | 3,919 | | 1,192 | | | (904) | | | | | |
| S&P 500 Index Option | | N/A | Equity/Index | AEL 85LNZLR1WR9SYRVFCH09 | 05/10/2023 | 05/10/2024 | 1,889 | 7,816,515 | 4137.64 | | 369,817 | | 231,136 | | 394,326 | | | (138,682) | | | | | |
| Franklin Global Trends Index | | N/A | Equity/Index | AEL 85LNZLR1WR9SYRVFCH09 | 05/01/2023 | 05/01/2024 | 299 | 71,979 | 240.43 | | 1,692 | | 1,057 | | 367 | | | (634) | | | | | |
| Franklin Global Trends Index | | N/A | Equity/Index | AEL 85LNZLR1WR9SYRVFCH09 | 05/01/2023 | 05/01/2025 | 705 | 169,400 | 240.43 | | 5,607 | | 4,556 | | 2,243 | | | (1,051) | | | | | |
| Invesco Dynamic Growth Index | | N/A | Equity/Index | AEL 85LNZLR1WR9SYRVFCH09 | 05/01/2023 | 05/01/2024 | 10 | 25,163 | 2615.55 | | 554 | | 346 | | 51 | | | (208) | | | | | |
| Invesco Dynamic Growth Index | | N/A | Equity/Index | AEL 85LNZLR1WR9SYRVFCH09 | 05/01/2023 | 05/01/2025 | 143 | 375,096 | 2615.55 | | 11,553 | | 9,387 | | 2,923 | | | (2,166) | | | | | |
| S&P 500 Index Option | | N/A | Equity/Index | AEL 85LNZLR1WR9SYRVFCH09 | 05/01/2023 | 05/01/2024 | 1,099 | 4,581,550 | 4167.87 | | 302,571 | | 189,107 | | 294,464 | | | (113,464) | | | | | |
| SPXDSUN Index Option | | N/A | Equity/Index | AEL 85LNZLR1WR9SYRVFCH09 | 05/01/2023 | 05/01/2024 | 6 | 19,034 | 3197.71 | | 733 | | 458 | | 336 | | | (275) | | | | | |
| S&P 500 Dividend Aristocrats Daily Risk Control 5% Index | | N/A | Equity/Index | AEL 85LNZLR1WR9SYRVFCH09 | 05/01/2023 | 05/01/2024 | 267 | 482,133 | 1807 | | 10,462 | | 6,539 | | 2,517 | | | (3,923) | | | | | |
| S&P 500 Index Option | | N/A | Equity/Index | AEL 85LNZLR1WR9SYRVFCH09 | 05/10/2023 | 05/09/2025 | 27 | 112,434 | 4137.64 | | 7,809 | | 6,345 | | 8,513 | | | (1,464) | | | | | |
| S&P 500 Index Option | | N/A | Equity/Index | AEL 85LNZLR1WR9SYRVFCH09 | 05/10/2023 | 05/10/2028 | 25 | 103,806 | 4137.64 | | 16,822 | | 15,561 | | 17,986 | | | (1,262) | | | | | |
| S&P 500 Indx Opt | | N/A | Equity/Index | AEL 85LNZLR1WR9SYRVFCH09 | 05/10/2023 | 05/10/2024 | 2 | 10,148 | 4137.64 | | 330 | | 206 | | 371 | | | (124) | | | | | |
| MOPTPT | | N/A | Equity/Index | AEL 85LNZLR1WR9SYRVFCH09 | 05/10/2023 | 05/10/2024 | 49 | 157,180 | 3182.71 | | 6,315 | | 3,947 | | 3,780 | | | (2,368) | | | | | |
| SPXDSUN Index Option | | N/A | Equity/Index | AEL 85LNZLR1WR9SYRVFCH09 | 05/10/2023 | 05/10/2024 | 49 | 157,180 | 3182.71 | | 6,315 | | 3,947 | | 3,780 | | | | (2,368) | | | | |
| S&P 500 Dividend Aristocrats Daily Risk Control 5% Index | | N/A | Equity/Index | AEL 85LNZLR1WR9SYRVFCH09 | 05/10/2023 | 05/10/2024 | 727 | 1,306,066 | 1796.23 | | 28,864 | | 18,040 | | 9,121 | | | (10,824) | | | | | |
| S&P 500 Dividend Aristocrats Daily Risk Control 5% Index | | N/A | Equity/Index | AEL 85LNZLR1WR9SYRVFCH09 | 05/10/2023 | 05/09/2025 | 201 | 360,595 | 1796.23 | | 11,178 | | 9,082 | | 5,866 | | | (2,096) | | | | | |
| Franklin Global Trends Index | | N/A | Equity/Index | AEL 85LNZLR1WR9SYRVFCH09 | 05/11/2023 | 05/09/2025 | 708 | 171,000 | 241.49 | | 5,694 | | 4,627 | | 2,057 | | | (1,068) | | | | | |
| Invesco Dynamic Growth Index | | N/A | Equity/Index | AEL 85LNZLR1WR9SYRVFCH09 | 05/11/2023 | 05/10/2024 | 97 | 254,812 | 2618.19 | | 5,631 | | 3,520 | | 522 | | | (2,112) | | | | | |

E06.66

STATEMENT AS OF SEPTEMBER 30, 2023 OF THE EAGLE LIFE INSURANCE COMPANY

SCHEDULE DB - PART A - SECTION 1

Showing all Options, Caps, Floors, Collars, Swaps and Forwards Open as of Current Statement Date

| 1 | 2 | 3 | 4 | 5 | 6 | 7 | 8 | 9 | 10 | 11 | 12 | 13 | 14 | 15 | 16 | 17 | 18 | 19 | 20 | 21 | 22 | 23 | |
|--|---|------------------------------|------------------------|---|------------|--------------------------------|---------------------|-----------------|---|--|--|---------------------|-------------------------------|------|------------|---|--|--|---|--------------------|------------------------------------|---|--|
| Description | Description of Item(s) Hedged, Used for Income Generation or Replicated | Schedule/ Exhibit Identifier | Type(s) of Risk(s) (a) | Exchange, Counterparty or Central Clearinghouse | Trade Date | Date of Maturity or Expiration | Number of Contracts | Notional Amount | Strike Price, Rate or Index Received (Paid) | Cumulative Prior Year(s) Initial Cost of Un-discounted Premium (Received) Paid | Current Year Initial Cost of Un-discounted Premium (Received) Paid | Current Year Income | Book/ Adjusted Carrying Value | Code | Fair Value | Unrealized Valuation Increase/ (Decrease) | Total Foreign Exchange Change in B./A.C.V. | Current Year's (Amortization)/ Accretion | Adjustment to Carrying Value of Hedged Item | Potential Exposure | Credit Quality of Reference Entity | Hedge Effectiveness at Inception and at Quarter-end (b) | |
| Invesco Dynamic Growth Index | | N/A | Equity/Index | AEL 85LNZLR1WR9SYRVFCH09 | 05/11/2023 | 05/09/2025 | 760 | 1,988,609 | 2618.19 | | 61,647 | | 50,088 | | 15,321 | | | (11,559) | | | | | |
| S&P 500 Index Option | | N/A | Equity/Index | AEL 85LNZLR1WR9SYRVFCH09 | 05/11/2023 | 05/10/2024 | 1,079 | 4,457,220 | 4130.62 | | 172,731 | | 107,957 | | 186,703 | | | (64,774) | | | | | |
| S&P 500 Dividend Aristocrats Daily Risk Control 5% Index | | N/A | Equity/Index | AEL 85LNZLR1WR9SYRVFCH09 | 05/11/2023 | 05/10/2024 | 448 | 804,378 | 1794.06 | | 17,494 | | 10,934 | | 5,890 | | | (6,560) | | | | | |
| S&P 500 Index Option | | N/A | Equity/Index | AEL 85LNZLR1WR9SYRVFCH09 | 05/12/2023 | 05/10/2024 | 970 | 3,999,203 | 4124.08 | | 163,550 | | 102,219 | | 178,235 | | | (61,331) | | | | | |
| S&P 500 Index Option | | N/A | Equity/Index | AEL 85LNZLR1WR9SYRVFCH09 | 05/12/2023 | 05/13/2024 | 534 | 2,201,481 | 4124.08 | | 112,552 | | 70,345 | | 118,847 | | | (42,207) | | | | | |
| S&P 500 Index Option | | N/A | Equity/Index | AEL 85LNZLR1WR9SYRVFCH09 | 05/12/2023 | 05/14/2024 | 587 | 2,421,517 | 4124.08 | | 148,654 | | 92,909 | | 155,738 | | | (55,745) | | | | | |
| SPXDSUN Index Option | | N/A | Equity/Index | AEL 85LNZLR1WR9SYRVFCH09 | 05/12/2023 | 05/13/2024 | 8 | 26,764 | 3181.26 | | 1,016 | | 635 | | 602 | | | (381) | | | | | |
| S&P 500 Dividend Aristocrats Daily Risk Control 5% Index | | N/A | Equity/Index | AEL 85LNZLR1WR9SYRVFCH09 | 05/12/2023 | 05/10/2024 | 597 | 1,071,053 | 1794.89 | | 23,135 | | 14,459 | | 7,703 | | | (8,676) | | | | | |
| S&P 500 Dividend Aristocrats Daily Risk Control 5% Index | | N/A | Equity/Index | AEL 85LNZLR1WR9SYRVFCH09 | 05/12/2023 | 05/12/2025 | 1,189 | 2,133,398 | 1794.89 | | 65,922 | | 53,562 | | 35,415 | | | (12,360) | | | | | |
| S&P 500 Dividend Aristocrats Daily Risk Control 5% Index | | N/A | Equity/Index | AEL 85LNZLR1WR9SYRVFCH09 | 05/12/2023 | 05/13/2024 | 267 | 479,635 | 1794.89 | | 10,360 | | 6,475 | | 3,495 | | | (3,885) | | | | | |
| S&P 500 Dividend Aristocrats Daily Risk Control 5% Index | | N/A | Equity/Index | AEL 85LNZLR1WR9SYRVFCH09 | 05/12/2023 | 05/14/2024 | 506 | 908,527 | 1794.89 | | 19,624 | | 12,265 | | 6,649 | | | (7,359) | | | | | |
| Franklin Global Trends Index | | N/A | Equity/Index | AEL 85LNZLR1WR9SYRVFCH09 | 05/12/2023 | 05/10/2024 | 770 | 185,387 | 240.7 | | 4,357 | | 2,723 | | 945 | | | (1,634) | | | | | |
| Invesco Dynamic Growth Index | | N/A | Equity/Index | AEL 85LNZLR1WR9SYRVFCH09 | 05/12/2023 | 05/10/2024 | 100 | 262,416 | 2612.17 | | 5,773 | | 3,608 | | 604 | | | (2,165) | | | | | |
| Invesco Dynamic Growth Index | | N/A | Equity/Index | AEL 85LNZLR1WR9SYRVFCH09 | 05/12/2023 | 05/12/2025 | 2 | 4,258 | 2612.17 | | 132 | | 107 | | 35 | | | (25) | | | | | |
| Invesco Dynamic Growth Index | | N/A | Equity/Index | AEL 85LNZLR1WR9SYRVFCH09 | 05/15/2023 | 05/15/2025 | 108 | 281,300 | 2609.44 | | 8,720 | | 7,085 | | 2,389 | | | (1,635) | | | | | |
| S&P 500 Index Option | | N/A | Equity/Index | AEL 85LNZLR1WR9SYRVFCH09 | 05/15/2023 | 05/15/2024 | 650 | 2,690,338 | 4136.28 | | 158,972 | | 99,358 | | 165,640 | | | (59,615) | | | | | |
| SPXDSUN Index Option | | N/A | Equity/Index | AEL 85LNZLR1WR9SYRVFCH09 | 05/15/2023 | 05/15/2024 | 38 | 121,811 | 3182.29 | | 5,153 | | 3,220 | | 3,185 | | | (1,932) | | | | | |
| S&P 500 Dividend Aristocrats Daily Risk Control 5% Index | | N/A | Equity/Index | AEL 85LNZLR1WR9SYRVFCH09 | 05/15/2023 | 05/15/2024 | 299 | 536,983 | 1794.7 | | 11,688 | | 7,305 | | 3,963 | | | (4,383) | | | | | |
| Franklin Global Trends Index | | N/A | Equity/Index | AEL 85LNZLR1WR9SYRVFCH09 | 05/16/2023 | 05/16/2024 | 1,087 | 260,528 | 239.73 | | 6,122 | | 3,827 | | 1,623 | | | (2,296) | | | | | |
| Invesco Dynamic Growth Index | | N/A | Equity/Index | AEL 85LNZLR1WR9SYRVFCH09 | 05/16/2023 | 05/16/2024 | 448 | 1,165,026 | 2599.12 | | 25,631 | | 16,019 | | 3,555 | | | (9,611) | | | | | |
| Invesco Dynamic Growth Index | | N/A | Equity/Index | AEL 85LNZLR1WR9SYRVFCH09 | 05/16/2023 | 05/16/2025 | 317 | 824,020 | 2599.12 | | 25,462 | | 20,688 | | 7,744 | | | (4,774) | | | | | |

E06.67

STATEMENT AS OF SEPTEMBER 30, 2023 OF THE EAGLE LIFE INSURANCE COMPANY

SCHEDULE DB - PART A - SECTION 1

Showing all Options, Caps, Floors, Collars, Swaps and Forwards Open as of Current Statement Date

| 1 | 2 | 3 | 4 | 5 | 6 | 7 | 8 | 9 | 10 | 11 | 12 | 13 | 14 | 15 | 16 | 17 | 18 | 19 | 20 | 21 | 22 | 23 | |
|--|---|------------------------------|------------------------|---|------------|--------------------------------|---------------------|-----------------|---|--|--|---------------------|-------------------------------|------|------------|---|--|--|---|--------------------|------------------------------------|---|--|
| Description | Description of Item(s) Hedged, Used for Income Generation or Replicated | Schedule/ Exhibit Identifier | Type(s) of Risk(s) (a) | Exchange, Counterparty or Central Clearinghouse | Trade Date | Date of Maturity or Expiration | Number of Contracts | Notional Amount | Strike Price, Rate or Index Received (Paid) | Cumulative Prior Year(s) Initial Cost of Un-discounted Premium (Received) Paid | Current Year Initial Cost of Un-discounted Premium (Received) Paid | Current Year Income | Book/ Adjusted Carrying Value | Code | Fair Value | Unrealized Valuation Increase/ (Decrease) | Total Foreign Exchange Change in B./A.C.V. | Current Year's (Amortization)/ Accretion | Adjustment to Carrying Value of Hedged Item | Potential Exposure | Credit Quality of Reference Entity | Hedge Effectiveness at Inception and at Quarter-end (b) | |
| S&P 500 Index Option PTPT | | N/A | Equity/Index | AEL 85LNZLR1WR9SYRVFCH09 | 05/16/2023 | 05/16/2024 | 1,032 | 4,242,074 | 4109.9 | | 259,472 | | 162,170 | | 285,537 | | | (97,302) | | | | | |
| S&P 500 Dividend Aristocrats Daily Risk Control 5% Index | | N/A | Equity/Index | AEL 85LNZLR1WR9SYRVFCH09 | 05/16/2023 | 05/16/2024 | 654 | 1,169,077 | 1787.08 | | 25,464 | | 15,915 | | 10,172 | | | (9,549) | | | | | |
| S&P 500 Dividend Aristocrats Daily Risk Control 5% Index | | N/A | Equity/Index | AEL 85LNZLR1WR9SYRVFCH09 | 05/16/2023 | 05/16/2025 | 83 | 148,389 | 1787.08 | | 4,625 | | 3,758 | | 2,718 | | | (867) | | | | | |
| Franklin Global Trends Index | | N/A | Equity/Index | AEL 85LNZLR1WR9SYRVFCH09 | 05/17/2023 | 05/16/2025 | 420 | 100,982 | 240.19 | | 3,353 | | 2,724 | | 1,398 | | | (629) | | | | | |
| Invesco Dynamic Growth Index | | N/A | Equity/Index | AEL 85LNZLR1WR9SYRVFCH09 | 05/17/2023 | 05/17/2024 | 281 | 729,622 | 2600.7 | | 16,052 | | 10,032 | | 2,177 | | | (6,019) | | | | | |
| Invesco Dynamic Growth Index | | N/A | Equity/Index | AEL 85LNZLR1WR9SYRVFCH09 | 05/17/2023 | 05/16/2025 | 215 | 559,017 | 2600.7 | | 17,274 | | 14,035 | | 5,175 | | | (3,239) | | | | | |
| S&P 500 Index Option PTPT | | N/A | Equity/Index | AEL 85LNZLR1WR9SYRVFCH09 | 05/17/2023 | 05/17/2024 | 1,791 | 7,449,792 | 4158.77 | | 373,426 | | 233,391 | | 389,069 | | | (140,035) | | | | | |
| S&P 500 Index Option PTPT | | N/A | Equity/Index | AEL 85LNZLR1WR9SYRVFCH09 | 05/17/2023 | 05/16/2025 | 95 | 393,006 | 4158.77 | | 40,231 | | 32,688 | | 42,755 | | | (7,543) | | | | | |
| S&P 500 Index Option PTPT | | N/A | Equity/Index | AEL 85LNZLR1WR9SYRVFCH09 | 05/17/2023 | 05/17/2028 | 30 | 122,745 | 4158.77 | | 19,837 | | 18,349 | | 20,383 | | | (1,488) | | | | | |
| SPXDSUN Index Option PTPT | | N/A | Equity/Index | AEL 85LNZLR1WR9SYRVFCH09 | 05/17/2023 | 05/17/2024 | 57 | 180,990 | 3178.3 | | 7,701 | | 4,813 | | 4,810 | | | (2,888) | | | | | |
| S&P 500 Dividend Aristocrats Daily Risk Control 5% Index | | N/A | Equity/Index | AEL 85LNZLR1WR9SYRVFCH09 | 05/17/2023 | 05/17/2024 | 771 | 1,381,893 | 1791.93 | | 30,263 | | 18,915 | | 10,909 | | | (11,349) | | | | | |
| S&P 500 Index Option PTPT | | N/A | Equity/Index | AEL 85LNZLR1WR9SYRVFCH09 | 05/18/2023 | 05/17/2024 | 1,019 | 4,277,845 | 4198.05 | | 192,487 | | 120,304 | | 188,678 | | | (72,183) | | | | | |
| SPXDSUN Index Option PTPT | | N/A | Equity/Index | AEL 85LNZLR1WR9SYRVFCH09 | 05/18/2023 | 05/17/2024 | 16 | 52,159 | 3180.84 | | 2,212 | | 1,382 | | 1,315 | | | (829) | | | | | |
| S&P 500 Dividend Aristocrats Daily Risk Control 5% Index | | N/A | Equity/Index | AEL 85LNZLR1WR9SYRVFCH09 | 05/18/2023 | 05/17/2024 | 1,095 | 1,964,086 | 1793.11 | | 42,424 | | 26,515 | | 15,123 | | | (15,909) | | | | | |
| S&P 500 Dividend Aristocrats Daily Risk Control 5% Index | | N/A | Equity/Index | AEL 85LNZLR1WR9SYRVFCH09 | 05/18/2023 | 05/16/2025 | 142 | 254,140 | 1793.11 | | 7,853 | | 6,381 | | 4,332 | | | (1,472) | | | | | |
| Franklin Global Trends Index | | N/A | Equity/Index | AEL 85LNZLR1WR9SYRVFCH09 | 05/18/2023 | 05/17/2024 | 805 | 193,064 | 239.73 | | 4,518 | | 2,824 | | 1,208 | | | (1,694) | | | | | |
| Invesco Dynamic Growth Index | | N/A | Equity/Index | AEL 85LNZLR1WR9SYRVFCH09 | 05/18/2023 | 05/17/2024 | 144 | 372,948 | 2596.65 | | 8,205 | | 5,128 | | 1,197 | | | (3,077) | | | | | |
| Invesco Dynamic Growth Index | | N/A | Equity/Index | AEL 85LNZLR1WR9SYRVFCH09 | 05/18/2023 | 05/16/2025 | 12 | 30,731 | 2596.65 | | 947 | | 769 | | 296 | | | (177) | | | | | |
| Franklin Global Trends Index | | N/A | Equity/Index | AEL 85LNZLR1WR9SYRVFCH09 | 05/19/2023 | 05/17/2024 | 1,694 | 406,635 | 240.07 | | 9,515 | | 5,947 | | 2,400 | | | (3,568) | | | | | |
| Invesco Dynamic Growth Index | | N/A | Equity/Index | AEL 85LNZLR1WR9SYRVFCH09 | 05/19/2023 | 05/17/2024 | 466 | 1,207,583 | 2593.5 | | 26,446 | | 16,529 | | 4,098 | | | (9,917) | | | | | |
| Invesco Dynamic Growth Index | | N/A | Equity/Index | AEL 85LNZLR1WR9SYRVFCH09 | 05/19/2023 | 05/20/2024 | 131 | 338,845 | 2593.5 | | 7,455 | | 4,659 | | 1,170 | | | (2,795) | | | | | |
| Invesco Dynamic Growth Index | | N/A | Equity/Index | AEL 85LNZLR1WR9SYRVFCH09 | 05/19/2023 | 05/19/2025 | 252 | 652,927 | 2593.5 | | 20,110 | | 16,339 | | 6,504 | | | (3,771) | | | | | |
| S&P 500 Index Option PTPT | | N/A | Equity/Index | AEL 85LNZLR1WR9SYRVFCH09 | 05/19/2023 | 05/17/2024 | 1,035 | 4,340,118 | 4191.98 | | 178,242 | | 111,401 | | 182,078 | | | (66,841) | | | | | |

E06.68

STATEMENT AS OF SEPTEMBER 30, 2023 OF THE EAGLE LIFE INSURANCE COMPANY

SCHEDULE DB - PART A - SECTION 1

Showing all Options, Caps, Floors, Collars, Swaps and Forwards Open as of Current Statement Date

| 1 | 2 | 3 | 4 | 5 | 6 | 7 | 8 | 9 | 10 | 11 | 12 | 13 | 14 | 15 | 16 | 17 | 18 | 19 | 20 | 21 | 22 | 23 | |
|--|---|------------------------------|------------------------|---|------------|--------------------------------|---------------------|-----------------|---|--|--|---------------------|-------------------------------|------|------------|---|--|--|---|--------------------|------------------------------------|---|--|
| Description | Description of Item(s) Hedged, Used for Income Generation or Replicated | Schedule/ Exhibit Identifier | Type(s) of Risk(s) (a) | Exchange, Counterparty or Central Clearinghouse | Trade Date | Date of Maturity or Expiration | Number of Contracts | Notional Amount | Strike Price, Rate or Index Received (Paid) | Cumulative Prior Year(s) Initial Cost of Un-discounted Premium (Received) Paid | Current Year Initial Cost of Un-discounted Premium (Received) Paid | Current Year Income | Book/ Adjusted Carrying Value | Code | Fair Value | Unrealized Valuation Increase/ (Decrease) | Total Foreign Exchange Change in B./A.C.V. | Current Year's (Amortization)/ Accretion | Adjustment to Carrying Value of Hedged Item | Potential Exposure | Credit Quality of Reference Entity | Hedge Effectiveness at Inception and at Quarter-end (b) | |
| S&P 500 Index Option PTPT | | N/A | Equity/Index | AEL 85LNZLR1WR9SYRVFCH09 | 05/19/2023 | 05/20/2024 | 939 | 3,937,844 | 4191.98 | | 150,226 | | 93,891 | | 149,920 | | | (56,335) | | | | | |
| S&P 500 Index Option PTPT | | N/A | Equity/Index | AEL 85LNZLR1WR9SYRVFCH09 | 05/19/2023 | 05/21/2024 | 598 | 2,507,429 | 4191.98 | | 136,492 | | 85,307 | | 130,838 | | | (51,184) | | | | | |
| S&P 500 Index Option PTPT | | N/A | Equity/Index | AEL 85LNZLR1WR9SYRVFCH09 | 05/22/2023 | 05/22/2024 | 1,268 | 5,316,150 | 4192.63 | | 318,138 | | 198,836 | | 313,277 | | | (119,302) | | | | | |
| SPXDSUN Index Option PTPT | | N/A | Equity/Index | AEL 85LNZLR1WR9SYRVFCH09 | 05/22/2023 | 05/22/2024 | 14 | 45,881 | 3175.63 | | 1,858 | | 1,161 | | 1,167 | | | (697) | | | | | |
| S&P 500 Dividend Aristocrats Daily Risk Control 5% Index | | N/A | Equity/Index | AEL 85LNZLR1WR9SYRVFCH09 | 05/22/2023 | 05/22/2024 | 592 | 1,058,822 | 1789.14 | | 22,659 | | 14,162 | | 9,035 | | | (8,497) | | | | | |
| S&P 500 Dividend Aristocrats Daily Risk Control 5% Index | | N/A | Equity/Index | AEL 85LNZLR1WR9SYRVFCH09 | 05/22/2023 | 05/22/2025 | 217 | 888,708 | 1789.14 | | 11,933 | | 9,696 | | 6,999 | | | (2,238) | | | | | |
| Invesco Dynamic Growth Index | | N/A | Equity/Index | AEL 85LNZLR1WR9SYRVFCH09 | 05/22/2023 | 05/22/2024 | 302 | 782,098 | 2587.99 | | 17,206 | | 10,754 | | 3,004 | | | (6,452) | | | | | |
| Invesco Dynamic Growth Index | | N/A | Equity/Index | AEL 85LNZLR1WR9SYRVFCH09 | 05/22/2023 | 05/22/2025 | 268 | 693,274 | 2587.99 | | 21,353 | | 17,349 | | 7,306 | | | (4,004) | | | | | |
| Franklin Global Trends Index | | N/A | Equity/Index | AEL 85LNZLR1WR9SYRVFCH09 | 05/23/2023 | 05/23/2024 | 1,372 | 328,044 | 239.15 | | 7,709 | | 4,818 | | 2,324 | | | (2,891) | | | | | |
| Franklin Global Trends Index | | N/A | Equity/Index | AEL 85LNZLR1WR9SYRVFCH09 | 05/23/2023 | 05/23/2025 | 243 | 58,035 | 239.15 | | 1,915 | | 1,556 | | 897 | | | (359) | | | | | |
| Invesco Dynamic Growth Index | | N/A | Equity/Index | AEL 85LNZLR1WR9SYRVFCH09 | 05/23/2023 | 05/23/2024 | 743 | 1,917,796 | 2581.36 | | 42,192 | | 26,370 | | 8,285 | | | (15,822) | | | | | |
| Invesco Dynamic Growth Index | | N/A | Equity/Index | AEL 85LNZLR1WR9SYRVFCH09 | 05/23/2023 | 05/23/2025 | 193 | 498,701 | 2581.36 | | 15,310 | | 12,439 | | 5,596 | | | (2,871) | | | | | |
| S&P 500 Index Option PTPT | | N/A | Equity/Index | AEL 85LNZLR1WR9SYRVFCH09 | 05/23/2023 | 05/23/2024 | 1,386 | 5,746,051 | 4145.58 | | 331,870 | | 207,418 | | 347,916 | | | (124,451) | | | | | |
| SPXDSUN Index Option PTPT | | N/A | Equity/Index | AEL 85LNZLR1WR9SYRVFCH09 | 05/23/2023 | 05/23/2024 | 5 | 14,694 | 3164.93 | | 676 | | 423 | | 477 | | | (254) | | | | | |
| S&P 500 Dividend Aristocrats Daily Risk Control 5% Index | | N/A | Equity/Index | AEL 85LNZLR1WR9SYRVFCH09 | 05/23/2023 | 05/23/2024 | 451 | 803,946 | 1782.85 | | 17,222 | | 10,764 | | 7,817 | | | (6,458) | | | | | |
| S&P 500 Dividend Aristocrats Daily Risk Control 5% Index | | N/A | Equity/Index | AEL 85LNZLR1WR9SYRVFCH09 | 05/23/2023 | 05/23/2025 | 65 | 116,618 | 1782.85 | | 3,563 | | 2,895 | | 2,263 | | | (668) | | | | | |
| Franklin Global Trends Index | | N/A | Equity/Index | AEL 85LNZLR1WR9SYRVFCH09 | 05/24/2023 | 05/24/2024 | 11 | 2,678 | 237.8 | | 63 | | 39 | | 24 | | | (23) | | | | | |
| Invesco Dynamic Growth Index | | N/A | Equity/Index | AEL 85LNZLR1WR9SYRVFCH09 | 05/24/2023 | 05/24/2024 | 85 | 218,920 | 2574.55 | | 4,816 | | 3,010 | | 1,064 | | | (1,806) | | | | | |
| Invesco Dynamic Growth Index | | N/A | Equity/Index | AEL 85LNZLR1WR9SYRVFCH09 | 05/24/2023 | 05/23/2025 | 165 | 424,454 | 2574.55 | | 13,031 | | 10,587 | | 5,069 | | | (2,443) | | | | | |
| S&P 500 Index Option PTPT | | N/A | Equity/Index | AEL 85LNZLR1WR9SYRVFCH09 | 05/24/2023 | 05/24/2024 | 2,301 | 9,469,981 | 4115.24 | | 479,242 | | 299,526 | | 519,206 | | | (179,716) | | | | | |
| S&P 500 Index Option PTPT | | N/A | Equity/Index | AEL 85LNZLR1WR9SYRVFCH09 | 05/24/2023 | 05/23/2025 | 21 | 87,130 | 4115.24 | | 10,039 | | 8,157 | | 11,028 | | | (1,882) | | | | | |
| SPXDSUN Index Option PTPT | | N/A | Equity/Index | AEL 85LNZLR1WR9SYRVFCH09 | 05/24/2023 | 05/24/2024 | 157 | 493,891 | 3152.13 | | 20,724 | | 12,953 | | 15,554 | | | (7,772) | | | | | |

STATEMENT AS OF SEPTEMBER 30, 2023 OF THE EAGLE LIFE INSURANCE COMPANY

SCHEDULE DB - PART A - SECTION 1

Showing all Options, Caps, Floors, Collars, Swaps and Forwards Open as of Current Statement Date

| 1 | 2 | 3 | 4 | 5 | 6 | 7 | 8 | 9 | 10 | 11 | 12 | 13 | 14 | 15 | 16 | 17 | 18 | 19 | 20 | 21 | 22 | 23 | |
|--|---|------------------------------|------------------------|---|------------|--------------------------------|---------------------|-----------------|---|--|--|---------------------|-------------------------------|------|------------|---|--|--|---|--------------------|------------------------------------|---|--|
| Description | Description of Item(s) Hedged, Used for Income Generation or Replicated | Schedule/ Exhibit Identifier | Type(s) of Risk(s) (a) | Exchange, Counterparty or Central Clearinghouse | Trade Date | Date of Maturity or Expiration | Number of Contracts | Notional Amount | Strike Price, Rate or Index Received (Paid) | Cumulative Prior Year(s) Initial Cost of Un-discounted Premium (Received) Paid | Current Year Initial Cost of Un-discounted Premium (Received) Paid | Current Year Income | Book/ Adjusted Carrying Value | Code | Fair Value | Unrealized Valuation Increase/ (Decrease) | Total Foreign Exchange Change in B./A.C.V. | Current Year's (Amortization)/ Accretion | Adjustment to Carrying Value of Hedged Item | Potential Exposure | Credit Quality of Reference Entity | Hedge Effectiveness at Inception and at Quarter-end (b) | |
| S&P 500 Dividend Aristocrats Daily Risk Control 5% Index | | N/A | Equity/Index | AEL 85LNZLR1WR9SYRVFCH09 | 05/24/2023 | 05/24/2024 | 878 | 1,559,425 | 1775.38 | | 33,389 | | 20,868 | | 17,592 | | | (12,521) | | | | | |
| S&P 500 Dividend Aristocrats Daily Risk Control 5% Index | | N/A | Equity/Index | AEL 85LNZLR1WR9SYRVFCH09 | 05/24/2023 | 05/23/2025 | 34 | 60,310 | 1775.38 | | 1,842 | | 1,497 | | 1,275 | | | (345) | | | | | |
| S&P 500 Index Option PTPPT | | N/A | Equity/Index | AEL 85LNZLR1WR9SYRVFCH09 | 05/25/2023 | 05/24/2024 | 1,173 | 4,867,506 | 4151.28 | | 195,135 | | 121,959 | | 204,813 | | | (73,176) | | | | | |
| SPXDSJN Index Option PTPPT | | N/A | Equity/Index | AEL 85LNZLR1WR9SYRVFCH09 | 05/25/2023 | 05/24/2024 | 5 | 15,514 | 3145.11 | | 669 | | 418 | | 523 | | | (251) | | | | | |
| S&P 500 Dividend Aristocrats Daily Risk Control 5% Index | | N/A | Equity/Index | AEL 85LNZLR1WR9SYRVFCH09 | 05/25/2023 | 05/24/2024 | 857 | 1,517,850 | 1771.17 | | 32,634 | | 20,396 | | 18,538 | | | (12,238) | | | | | |
| S&P 500 Dividend Aristocrats Daily Risk Control 5% Index | | N/A | Equity/Index | AEL 85LNZLR1WR9SYRVFCH09 | 05/25/2023 | 05/23/2025 | 236 | 417,585 | 1771.17 | | 12,903 | | 10,484 | | 9,253 | | | (2,419) | | | | | |
| Franklin Global Trends Index | | N/A | Equity/Index | AEL 85LNZLR1WR9SYRVFCH09 | 05/25/2023 | 05/23/2025 | 2,028 | 481,632 | 237.49 | | 15,846 | | 12,875 | | 8,693 | | | (2,971) | | | | | |
| Invesco Dynamic Growth Index | | N/A | Equity/Index | AEL 85LNZLR1WR9SYRVFCH09 | 05/25/2023 | 05/24/2024 | 406 | 1,040,333 | 2563.82 | | 22,783 | | 14,240 | | 6,006 | | | (8,544) | | | | | |
| Invesco Dynamic Growth Index | | N/A | Equity/Index | AEL 85LNZLR1WR9SYRVFCH09 | 05/25/2023 | 05/23/2025 | 304 | 780,172 | 2563.82 | | 23,951 | | 19,460 | | 10,258 | | | (4,491) | | | | | |
| Franklin Global Trends Index | | N/A | Equity/Index | AEL 85LNZLR1WR9SYRVFCH09 | 05/26/2023 | 05/24/2024 | 3,345 | 798,784 | 238.8 | | 18,612 | | 11,632 | | 6,019 | | | (6,979) | | | | | |
| Franklin Global Trends Index | | N/A | Equity/Index | AEL 85LNZLR1WR9SYRVFCH09 | 05/26/2023 | 05/23/2025 | 296 | 70,616 | 238.8 | | 2,316 | | 1,882 | | 1,128 | | | (434) | | | | | |
| Invesco Dynamic Growth Index | | N/A | Equity/Index | AEL 85LNZLR1WR9SYRVFCH09 | 05/26/2023 | 05/24/2024 | 456 | 1,170,764 | 2565.96 | | 25,640 | | 16,025 | | 6,534 | | | (9,615) | | | | | |
| Invesco Dynamic Growth Index | | N/A | Equity/Index | AEL 85LNZLR1WR9SYRVFCH09 | 05/26/2023 | 05/23/2025 | 53 | 136,431 | 2565.96 | | 4,161 | | 3,381 | | 1,760 | | | (780) | | | | | |
| S&P 500 Index Option PTPPT | | N/A | Equity/Index | AEL 85LNZLR1WR9SYRVFCH09 | 05/26/2023 | 05/24/2024 | 1,951 | 8,206,314 | 4205.45 | | 362,842 | | 226,776 | | 359,640 | | | (136,066) | | | | | |
| S&P 500 Index Option PTPPT | | N/A | Equity/Index | AEL 85LNZLR1WR9SYRVFCH09 | 05/26/2023 | 05/28/2024 | 581 | 2,443,723 | 4205.45 | | 107,659 | | 67,287 | | 103,548 | | | (40,372) | | | | | |
| S&P 500 Index Option PTPPT | | N/A | Equity/Index | AEL 85LNZLR1WR9SYRVFCH09 | 05/26/2023 | 05/29/2024 | 393 | 1,653,505 | 4205.45 | | 106,987 | | 66,867 | | 98,495 | | | (40,120) | | | | | |
| S&P 500 Index Option PTPPT | | N/A | Equity/Index | AEL 85LNZLR1WR9SYRVFCH09 | 05/30/2023 | 05/30/2024 | 1,441 | 6,058,246 | 4205.52 | | 367,033 | | 229,395 | | 354,494 | | | (137,637) | | | | | |
| SPXDSJN Index Option PTPPT | | N/A | Equity/Index | AEL 85LNZLR1WR9SYRVFCH09 | 05/30/2023 | 05/30/2024 | 154 | 483,313 | 3143.46 | | 21,273 | | 13,295 | | 17,113 | | | (7,977) | | | | | |
| S&P 500 Dividend Aristocrats Daily Risk Control 5% Index | | N/A | Equity/Index | AEL 85LNZLR1WR9SYRVFCH09 | 05/30/2023 | 05/30/2024 | 248 | 438,296 | 1768.97 | | 9,380 | | 5,862 | | 5,669 | | | (3,517) | | | | | |
| S&P 500 Dividend Aristocrats Daily Risk Control 5% Index | | N/A | Equity/Index | AEL 85LNZLR1WR9SYRVFCH09 | 05/30/2023 | 05/30/2025 | 7 | 12,611 | 1768.97 | | 388 | | 316 | | 288 | | | (73) | | | | | |
| Invesco Dynamic Growth Index | | N/A | Equity/Index | AEL 85LNZLR1WR9SYRVFCH09 | 05/30/2023 | 05/30/2024 | 210 | 541,271 | 2571.6 | | 11,908 | | 7,442 | | 2,834 | | | (4,465) | | | | | |
| Invesco Dynamic Growth Index | | N/A | Equity/Index | AEL 85LNZLR1WR9SYRVFCH09 | 05/30/2023 | 05/30/2025 | 119 | 306,852 | 2571.6 | | 9,390 | | 7,629 | | 3,799 | | | (1,761) | | | | | |

E06.70

STATEMENT AS OF SEPTEMBER 30, 2023 OF THE EAGLE LIFE INSURANCE COMPANY

SCHEDULE DB - PART A - SECTION 1

Showing all Options, Caps, Floors, Collars, Swaps and Forwards Open as of Current Statement Date

| 1 | 2 | 3 | 4 | 5 | 6 | 7 | 8 | 9 | 10 | 11 | 12 | 13 | 14 | 15 | 16 | 17 | 18 | 19 | 20 | 21 | 22 | 23 | |
|--|---|------------------------------|------------------------|---|------------|--------------------------------|---------------------|-----------------|---|--|--|---------------------|-------------------------------|------|------------|---|--|--|---|--------------------|------------------------------------|---|--|
| Description | Description of Item(s) Hedged, Used for Income Generation or Replicated | Schedule/ Exhibit Identifier | Type(s) of Risk(s) (a) | Exchange, Counterparty or Central Clearinghouse | Trade Date | Date of Maturity or Expiration | Number of Contracts | Notional Amount | Strike Price, Rate or Index Received (Paid) | Cumulative Prior Year(s) Initial Cost of Un-discounted Premium (Received) Paid | Current Year Initial Cost of Un-discounted Premium (Received) Paid | Current Year Income | Book/ Adjusted Carrying Value | Code | Fair Value | Unrealized Valuation Increase/ (Decrease) | Total Foreign Exchange Change in B./A.C.V. | Current Year's (Amortization)/ Accretion | Adjustment to Carrying Value of Hedged Item | Potential Exposure | Credit Quality of Reference Entity | Hedge Effectiveness at Inception and at Quarter-end (b) | |
| S&P 500 Index Option PTPPT | | N/A | Equity/Index | AEL 85LNZLR1WR9SYRVFCH09 | 05/31/2023 | 05/31/2024 | 1,889 | 7,894,139 | 4179.83 | | 453,000 | | 283,125 | | 463,580 | | | (169,875) | | | | | |
| S&P 500 Index Option PTPPT | | N/A | Equity/Index | AEL 85LNZLR1WR9SYRVFCH09 | 05/31/2023 | 05/30/2025 | 76 | 316,661 | 4179.83 | | 32,168 | | 26,136 | | 33,066 | | | (6,031) | | | | | |
| S&P 500 Indx Opt MOPPTPT | | N/A | Equity/Index | AEL 85LNZLR1WR9SYRVFCH09 | 05/31/2023 | 05/31/2024 | 1 | 5,465 | 4179.83 | | 178 | | 111 | | 89 | | | (67) | | | | | |
| SPXDSUN Index Option PTPPT | | N/A | Equity/Index | AEL 85LNZLR1WR9SYRVFCH09 | 05/31/2023 | 05/31/2024 | 192 | 602,548 | 3134.08 | | 25,351 | | 15,844 | | 21,933 | | | (9,506) | | | | | |
| S&P 500 Dividend Aristocrats Daily Risk Control 5% Index | | N/A | Equity/Index | AEL 85LNZLR1WR9SYRVFCH09 | 05/31/2023 | 05/31/2024 | 549 | 968,782 | 1763.43 | | 20,753 | | 12,971 | | 13,874 | | | (7,782) | | | | | |
| S&P 500 Dividend Aristocrats Daily Risk Control 5% Index | | N/A | Equity/Index | AEL 85LNZLR1WR9SYRVFCH09 | 05/31/2023 | 05/30/2025 | 84 | 148,703 | 1763.43 | | 4,542 | | 3,691 | | 3,612 | | | (852) | | | | | |
| Franklin Global Trends Index | | N/A | Equity/Index | AEL 85LNZLR1WR9SYRVFCH09 | 05/31/2023 | 05/31/2024 | 1,327 | 316,004 | 238.2 | | 7,395 | | 4,622 | | 2,690 | | | (2,773) | | | | | |
| S&P Digital | | N/A | Equity/Index | AEL 85LNZLR1WR9SYRVFCH09 | 05/19/2023 | 05/20/2024 | 1 | 4,447 | 4191.98 | | 45 | | 28 | | 46 | | | (17) | | | | | |
| SPXDSUN Index Option PTPPT | | N/A | Equity/Index | AEL 85LNZLR1WR9SYRVFCH09 | 05/19/2023 | 05/21/2024 | 43 | 136,860 | 3180.28 | | 5,719 | | 3,574 | | 3,533 | | | (2,145) | | | | | |
| S&P 500 Dividend Aristocrats Daily Risk Control 5% Index | | N/A | Equity/Index | AEL 85LNZLR1WR9SYRVFCH09 | 05/19/2023 | 05/17/2024 | 947 | 1,697,944 | 1792.53 | | 36,506 | | 22,816 | | 13,235 | | | (13,690) | | | | | |
| S&P 500 Dividend Aristocrats Daily Risk Control 5% Index | | N/A | Equity/Index | AEL 85LNZLR1WR9SYRVFCH09 | 05/19/2023 | 05/19/2025 | 44 | 79,525 | 1792.53 | | 2,449 | | 1,990 | | 1,370 | | | (459) | | | | | |
| S&P 500 Dividend Aristocrats Daily Risk Control 5% Index | | N/A | Equity/Index | AEL 85LNZLR1WR9SYRVFCH09 | 05/19/2023 | 05/20/2024 | 437 | 782,535 | 1792.53 | | 16,746 | | 10,466 | | 6,175 | | | (6,280) | | | | | |
| S&P 500 Dividend Aristocrats Daily Risk Control 5% Index | | N/A | Equity/Index | AEL 85LNZLR1WR9SYRVFCH09 | 05/19/2023 | 05/21/2024 | 167 | 299,608 | 1792.53 | | 6,442 | | 4,026 | | 2,374 | | | (2,416) | | | | | |
| S&P 500 Indx Opt MOPPTPT | | N/A | Equity/Index | AEL 85LNZLR1WR9SYRVFCH09 | 05/26/2023 | 05/26/2024 | 6 | 24,777 | 4205.45 | | 818 | | 511 | | 386 | | | (307) | | | | | |
| SPXDSUN Index Option PTPPT | | N/A | Equity/Index | AEL 85LNZLR1WR9SYRVFCH09 | 05/26/2023 | 05/24/2024 | 31 | 96,768 | 3148.55 | | 3,621 | | 2,263 | | 2,644 | | | (1,358) | | | | | |
| SPXDSUN Index Option PTPPT | | N/A | Equity/Index | AEL 85LNZLR1WR9SYRVFCH09 | 05/26/2023 | 05/29/2024 | 15 | 46,883 | 3148.55 | | 2,012 | | 1,258 | | 1,540 | | | (755) | | | | | |
| S&P 500 Dividend Aristocrats Daily Risk Control 5% Index | | N/A | Equity/Index | AEL 85LNZLR1WR9SYRVFCH09 | 05/26/2023 | 05/24/2024 | 1,658 | 2,939,820 | 1772.86 | | 62,771 | | 39,232 | | 34,786 | | | (23,539) | | | | | |
| S&P 500 Dividend Aristocrats Daily Risk Control 5% Index | | N/A | Equity/Index | AEL 85LNZLR1WR9SYRVFCH09 | 05/26/2023 | 05/23/2025 | 285 | 504,998 | 1772.86 | | 15,356 | | 12,477 | | 10,980 | | | (2,879) | | | | | |

E06.71

STATEMENT AS OF SEPTEMBER 30, 2023 OF THE EAGLE LIFE INSURANCE COMPANY

SCHEDULE DB - PART A - SECTION 1

Showing all Options, Caps, Floors, Collars, Swaps and Forwards Open as of Current Statement Date

| 1 | 2 | 3 | 4 | 5 | 6 | 7 | 8 | 9 | 10 | 11 | 12 | 13 | 14 | 15 | 16 | 17 | 18 | 19 | 20 | 21 | 22 | 23 | |
|--|---|------------------------------|------------------------|---|------------|--------------------------------|---------------------|-----------------|---|--|--|---------------------|-------------------------------|------|------------|---|--|--|---|--------------------|------------------------------------|---|--|
| Description | Description of Item(s) Hedged, Used for Income Generation or Replicated | Schedule/ Exhibit Identifier | Type(s) of Risk(s) (a) | Exchange, Counterparty or Central Clearinghouse | Trade Date | Date of Maturity or Expiration | Number of Contracts | Notional Amount | Strike Price, Rate or Index Received (Paid) | Cumulative Prior Year(s) Initial Cost of Un-discounted Premium (Received) Paid | Current Year Initial Cost of Un-discounted Premium (Received) Paid | Current Year Income | Book/ Adjusted Carrying Value | Code | Fair Value | Unrealized Valuation Increase/ (Decrease) | Total Foreign Exchange Change in B./A.C.V. | Current Year's (Amortization)/ Accretion | Adjustment to Carrying Value of Hedged Item | Potential Exposure | Credit Quality of Reference Entity | Hedge Effectiveness at Inception and at Quarter-end (b) | |
| S&P 500 Dividend Aristocrats Daily Risk Control 5% Index | | N/A | Equity/Index | AEL 85LNZLR1WR9SYRVFCH09 | 05/26/2023 | 05/28/2024 | 457 | 810,978 | 1772.86 | | 17,408 | | 10,880 | | 9,710 | | | (6,528) | | | | | |
| S&P 500 Dividend Aristocrats Daily Risk Control 5% Index | | N/A | Equity/Index | AEL 85LNZLR1WR9SYRVFCH09 | 05/26/2023 | 05/29/2024 | 156 | 276,770 | 1772.86 | | 5,950 | | 3,719 | | 3,323 | | | (2,231) | | | | | |
| Franklin Global Trends Index | | N/A | Equity/Index | AEL 85LNZLR1WR9SYRVFCH09 | 05/31/2023 | 05/30/2025 | 1,597 | 380,412 | 238.2 | | 12,554 | | 10,200 | | 6,480 | | | (2,354) | | | | | |
| Invesco Dynamic Growth Index | | N/A | Equity/Index | AEL 85LNZLR1WR9SYRVFCH09 | 05/31/2023 | 05/31/2024 | 184 | 474,341 | 2572.74 | | 10,435 | | 6,522 | | 2,450 | | | (3,913) | | | | | |
| Invesco Dynamic Growth Index | | N/A | Equity/Index | AEL 85LNZLR1WR9SYRVFCH09 | 05/31/2023 | 05/30/2025 | 189 | 486,180 | 2572.74 | | 14,926 | | 12,127 | | 5,957 | | | (2,799) | | | | | |
| Franklin Global Trends Index | | N/A | Equity/Index | AEL 85LNZLR1WR9SYRVFCH09 | 06/01/2023 | 05/31/2024 | 759 | 182,001 | 239.73 | | 4,259 | | 3,017 | | 1,210 | | | (1,242) | | | | | |
| Invesco Dynamic Growth Index | | N/A | Equity/Index | AEL 85LNZLR1WR9SYRVFCH09 | 06/01/2023 | 05/31/2024 | 198 | 511,527 | 2581.25 | | 11,254 | | 7,971 | | 2,302 | | | (3,282) | | | | | |
| S&P 500 Index Option | | N/A | Equity/Index | AEL 85LNZLR1WR9SYRVFCH09 | 06/01/2023 | 05/31/2024 | 1,252 | 5,284,199 | 4221.02 | | 244,525 | | 173,205 | | 239,916 | | | (71,320) | | | | | |
| SPXDSUN Index Option | | N/A | Equity/Index | AEL 85LNZLR1WR9SYRVFCH09 | 06/01/2023 | 05/31/2024 | 3 | 7,864 | 3144.7 | | 337 | | 238 | | 273 | | | (98) | | | | | |
| S&P 500 Dividend Aristocrats Daily Risk Control 5% Index | | N/A | Equity/Index | AEL 85LNZLR1WR9SYRVFCH09 | 06/01/2023 | 05/31/2024 | 949 | 1,679,091 | 1769.16 | | 35,933 | | 25,452 | | 21,703 | | | (10,480) | | | | | |
| S&P 500 Dividend Aristocrats Daily Risk Control 5% Index | | N/A | Equity/Index | AEL 85LNZLR1WR9SYRVFCH09 | 06/01/2023 | 05/30/2025 | 630 | 1,113,835 | 1769.16 | | 32,524 | | 27,781 | | 25,413 | | | (4,743) | | | | | |
| Invesco Dynamic Growth Index | | N/A | Equity/Index | AEL 85LNZLR1WR9SYRVFCH09 | 06/02/2023 | 05/31/2024 | 100 | 257,921 | 2585.32 | | 5,648 | | 4,001 | | 1,085 | | | (1,647) | | | | | |
| Invesco Dynamic Growth Index | | N/A | Equity/Index | AEL 85LNZLR1WR9SYRVFCH09 | 06/02/2023 | 06/02/2025 | 56 | 145,500 | 2585.32 | | 4,467 | | 3,815 | | 1,597 | | | (651) | | | | | |
| S&P 500 Index Option | | N/A | Equity/Index | AEL 85LNZLR1WR9SYRVFCH09 | 06/02/2023 | 05/31/2024 | 907 | 3,882,272 | 4282.37 | | 139,639 | | 98,911 | | 129,317 | | | (40,728) | | | | | |
| S&P 500 Index Option | | N/A | Equity/Index | AEL 85LNZLR1WR9SYRVFCH09 | 06/02/2023 | 06/03/2024 | 602 | 2,579,935 | 4282.37 | | 115,856 | | 82,065 | | 101,933 | | | (33,791) | | | | | |
| S&P 500 Index Option | | N/A | Equity/Index | AEL 85LNZLR1WR9SYRVFCH09 | 06/02/2023 | 06/04/2024 | 404 | 1,731,615 | 4282.37 | | 93,659 | | 66,342 | | 79,981 | | | (27,317) | | | | | |
| SPXDSUN Index Option | | N/A | Equity/Index | AEL 85LNZLR1WR9SYRVFCH09 | 06/02/2023 | 05/31/2024 | 25 | 80,464 | 3177.45 | | 3,202 | | 2,268 | | 1,989 | | | (934) | | | | | |
| SPXDSUN Index Option | | N/A | Equity/Index | AEL 85LNZLR1WR9SYRVFCH09 | 06/02/2023 | 06/03/2024 | 1 | 4,374 | 3177.45 | | 191 | | 135 | | 123 | | | (56) | | | | | |
| SPXDSUN Index Option | | N/A | Equity/Index | AEL 85LNZLR1WR9SYRVFCH09 | 06/02/2023 | 06/04/2024 | 27 | 84,276 | 3177.45 | | 3,860 | | 2,734 | | 2,522 | | | (1,126) | | | | | |
| S&P 500 Dividend Aristocrats Daily Risk Control 5% Index | | N/A | Equity/Index | AEL 85LNZLR1WR9SYRVFCH09 | 06/02/2023 | 05/31/2024 | 469 | 838,303 | 1787.32 | | 17,688 | | 12,529 | | 7,670 | | | (5,159) | | | | | |
| S&P 500 Dividend Aristocrats Daily Risk Control 5% Index | | N/A | Equity/Index | AEL 85LNZLR1WR9SYRVFCH09 | 06/02/2023 | 06/03/2024 | 448 | 800,548 | 1787.32 | | 16,892 | | 11,965 | | 7,403 | | | (4,927) | | | | | |

STATEMENT AS OF SEPTEMBER 30, 2023 OF THE EAGLE LIFE INSURANCE COMPANY

SCHEDULE DB - PART A - SECTION 1

Showing all Options, Caps, Floors, Collars, Swaps and Forwards Open as of Current Statement Date

| 1 | 2 | 3 | 4 | 5 | 6 | 7 | 8 | 9 | 10 | 11 | 12 | 13 | 14 | 15 | 16 | 17 | 18 | 19 | 20 | 21 | 22 | 23 | |
|--|---|------------------------------|------------------------|---|------------|--------------------------------|---------------------|-----------------|---|--|--|---------------------|-------------------------------|------|------------|---|--|--|---|--------------------|------------------------------------|---|--|
| Description | Description of Item(s) Hedged, Used for Income Generation or Replicated | Schedule/ Exhibit Identifier | Type(s) of Risk(s) (a) | Exchange, Counterparty or Central Clearinghouse | Trade Date | Date of Maturity or Expiration | Number of Contracts | Notional Amount | Strike Price, Rate or Index Received (Paid) | Cumulative Prior Year(s) Initial Cost of Un-discounted Premium (Received) Paid | Current Year Initial Cost of Un-discounted Premium (Received) Paid | Current Year Income | Book/ Adjusted Carrying Value | Code | Fair Value | Unrealized Valuation Increase/ (Decrease) | Total Foreign Exchange Change in B./A.C.V. | Current Year's (Amortization)/ Accretion | Adjustment to Carrying Value of Hedged Item | Potential Exposure | Credit Quality of Reference Entity | Hedge Effectiveness at Inception and at Quarter-end (b) | |
| S&P 500 Dividend Aristocrats Daily Risk Control 5% Index | | N/A | Equity/Index | AEL 85LNZLR1WR9SYRVFCH09 | 06/02/2023 | 06/04/2024 | 158 | 281,944 | 1787.32 | | 5,949 | | 4,214 | | 2,616 | | | (1,735) | | | | | |
| Franklin Global Trends Index | | N/A | Equity/Index | AEL 85LNZLR1WR9SYRVFCH09 | 06/05/2023 | 06/05/2024 | 683 | 164,084 | 240.23 | | 3,840 | | 2,720 | | 1,026 | | | (1,120) | | | | | |
| Invesco Dynamic Growth Index | | N/A | Equity/Index | AEL 85LNZLR1WR9SYRVFCH09 | 06/05/2023 | 06/05/2024 | 90 | 232,861 | 2583.81 | | 5,123 | | 3,629 | | 1,029 | | | (1,494) | | | | | |
| Invesco Dynamic Growth Index | | N/A | Equity/Index | AEL 85LNZLR1WR9SYRVFCH09 | 06/05/2023 | 06/05/2025 | 302 | 780,592 | 2583.81 | | 23,964 | | 20,469 | | 8,725 | | | (3,495) | | | | | |
| S&P 500 Index Option PTP | | N/A | Equity/Index | AEL 85LNZLR1WR9SYRVFCH09 | 06/05/2023 | 06/05/2024 | 838 | 3,581,976 | 4273.79 | | 210,978 | | 149,443 | | 185,956 | | | (61,535) | | | | | |
| S&P 500 Dividend Aristocrats Daily Risk Control 5% Index | | N/A | Equity/Index | AEL 85LNZLR1WR9SYRVFCH09 | 06/05/2023 | 06/05/2024 | 230 | 409,723 | 1783.97 | | 8,645 | | 6,124 | | 4,072 | | | (2,522) | | | | | |
| S&P 500 Dividend Aristocrats Daily Risk Control 5% Index | | N/A | Equity/Index | AEL 85LNZLR1WR9SYRVFCH09 | 06/05/2023 | 06/05/2025 | 236 | 421,026 | 1783.97 | | 12,336 | | 10,537 | | 8,182 | | | (1,799) | | | | | |
| S&P 500 Index Option PTP | | N/A | Equity/Index | AEL 85LNZLR1WR9SYRVFCH09 | 06/06/2023 | 06/06/2024 | 1,559 | 6,679,695 | 4283.85 | | 331,548 | | 234,847 | | 299,984 | | | (96,702) | | | | | |
| S&P 500 Dividend Aristocrats Daily Risk Control 5% Index | | N/A | Equity/Index | AEL 85LNZLR1WR9SYRVFCH09 | 06/06/2023 | 06/06/2024 | 578 | 1,031,411 | 1785.88 | | 22,070 | | 15,633 | | 9,912 | | | (6,437) | | | | | |
| S&P 500 Dividend Aristocrats Daily Risk Control 5% Index | | N/A | Equity/Index | AEL 85LNZLR1WR9SYRVFCH09 | 06/06/2023 | 06/06/2025 | 26 | 45,929 | 1785.88 | | 1,400 | | 1,196 | | 874 | | | (204) | | | | | |
| Invesco Dynamic Growth Index | | N/A | Equity/Index | AEL 85LNZLR1WR9SYRVFCH09 | 06/06/2023 | 06/06/2024 | 345 | 890,815 | 2581.91 | | 19,598 | | 13,882 | | 4,079 | | | (5,716) | | | | | |
| Invesco Dynamic Growth Index | | N/A | Equity/Index | AEL 85LNZLR1WR9SYRVFCH09 | 06/06/2023 | 06/06/2025 | 109 | 281,300 | 2581.91 | | 8,636 | | 7,377 | | 3,203 | | | (1,259) | | | | | |
| S&P 500 Index Option PTP | | N/A | Equity/Index | AEL 85LNZLR1WR9SYRVFCH09 | 06/07/2023 | 06/07/2024 | 1,974 | 8,423,135 | 4267.52 | | 420,913 | | 298,147 | | 391,334 | | | (122,766) | | | | | |
| S&P 500 Index Option PTP | | N/A | Equity/Index | AEL 85LNZLR1WR9SYRVFCH09 | 06/07/2023 | 06/06/2025 | 31 | 130,873 | 4267.52 | | 12,646 | | 10,802 | | 11,846 | | | (1,844) | | | | | |
| SPXDSUN Index Option PTP | | N/A | Equity/Index | AEL 85LNZLR1WR9SYRVFCH09 | 06/07/2023 | 06/07/2024 | 94 | 300,046 | 3188.72 | | 13,274 | | 9,403 | | 8,081 | | | (3,872) | | | | | |
| S&P 500 Dividend Aristocrats Daily Risk Control 5% Index | | N/A | Equity/Index | AEL 85LNZLR1WR9SYRVFCH09 | 06/07/2023 | 06/07/2024 | 762 | 1,365,791 | 1792.37 | | 28,955 | | 20,510 | | 11,587 | | | (8,445) | | | | | |
| S&P 500 Dividend Aristocrats Daily Risk Control 5% Index | | N/A | Equity/Index | AEL 85LNZLR1WR9SYRVFCH09 | 06/07/2023 | 06/06/2025 | 267 | 479,312 | 1792.37 | | 14,571 | | 12,446 | | 8,458 | | | (2,125) | | | | | |
| Franklin Global Trends Index | | N/A | Equity/Index | AEL 85LNZLR1WR9SYRVFCH09 | 06/07/2023 | 06/07/2024 | 374 | 89,660 | 239.68 | | 2,098 | | 1,486 | | 619 | | | (612) | | | | | |
| Franklin Global Trends Index | | N/A | Equity/Index | AEL 85LNZLR1WR9SYRVFCH09 | 06/07/2023 | 06/06/2025 | 3,793 | 908,994 | 239.68 | | 29,815 | | 25,467 | | 13,582 | | | (4,348) | | | | | |
| Invesco Dynamic Growth Index | | N/A | Equity/Index | AEL 85LNZLR1WR9SYRVFCH09 | 06/07/2023 | 06/07/2024 | 241 | 620,017 | 2574.55 | | 13,578 | | 9,618 | | 3,207 | | | (3,960) | | | | | |
| Invesco Dynamic Growth Index | | N/A | Equity/Index | AEL 85LNZLR1WR9SYRVFCH09 | 06/07/2023 | 06/06/2025 | 595 | 1,531,301 | 2574.55 | | 46,858 | | 40,024 | | 18,634 | | | (6,833) | | | | | |

E06.73

STATEMENT AS OF SEPTEMBER 30, 2023 OF THE EAGLE LIFE INSURANCE COMPANY

SCHEDULE DB - PART A - SECTION 1

Showing all Options, Caps, Floors, Collars, Swaps and Forwards Open as of Current Statement Date

| 1 | 2 | 3 | 4 | 5 | 6 | 7 | 8 | 9 | 10 | 11 | 12 | 13 | 14 | 15 | 16 | 17 | 18 | 19 | 20 | 21 | 22 | 23 | |
|--|---|------------------------------|------------------------|---|------------|--------------------------------|---------------------|-----------------|---|--|--|---------------------|-------------------------------|------|------------|---|--|--|---|--------------------|------------------------------------|---|--|
| Description | Description of Item(s) Hedged, Used for Income Generation or Replicated | Schedule/ Exhibit Identifier | Type(s) of Risk(s) (a) | Exchange, Counterparty or Central Clearinghouse | Trade Date | Date of Maturity or Expiration | Number of Contracts | Notional Amount | Strike Price, Rate or Index Received (Paid) | Cumulative Prior Year(s) Initial Cost of Un-discounted Premium (Received) Paid | Current Year Initial Cost of Un-discounted Premium (Received) Paid | Current Year Income | Book/ Adjusted Carrying Value | Code | Fair Value | Unrealized Valuation Increase/ (Decrease) | Total Foreign Exchange Change in B./A.C.V. | Current Year's (Amortization)/ Accretion | Adjustment to Carrying Value of Hedged Item | Potential Exposure | Credit Quality of Reference Entity | Hedge Effectiveness at Inception and at Quarter-end (b) | |
| Invesco Dynamic Growth Index | | N/A | Equity/Index | AEL 85LNZLR1WR9SYRVFCH09 | 06/08/2023 | 06/07/2024 | 726 | 1,877,686 | 2585.53 | | 41,121 | | 29,128 | | 8,145 | | | (11,994) | | | | | |
| S&P 500 Index Option | | N/A | Equity/Index | AEL 85LNZLR1WR9SYRVFCH09 | 06/08/2023 | 06/07/2024 | 1,306 | 5,609,430 | 4293.93 | | 225,987 | | 160,074 | | 208,084 | | | (65,913) | | | | | |
| S&P 500 Index Option | | N/A | Equity/Index | AEL 85LNZLR1WR9SYRVFCH09 | 06/08/2023 | 06/06/2025 | | 1,733 | 4293.93 | | 235 | | 201 | | 213 | | | (34) | | | | | |
| S&P 500 Dividend Aristocrats Daily Risk Control 5% Index | | N/A | Equity/Index | AEL 85LNZLR1WR9SYRVFCH09 | 06/08/2023 | 06/07/2024 | 647 | 1,160,865 | 1793.52 | | 24,378 | | 17,268 | | 9,623 | | | (7,110) | | | | | |
| S&P 500 Dividend Aristocrats Daily Risk Control 5% Index | | N/A | Equity/Index | AEL 85LNZLR1WR9SYRVFCH09 | 06/08/2023 | 06/06/2025 | 227 | 406,561 | 1793.52 | | 12,278 | | 10,488 | | 7,078 | | | (1,791) | | | | | |
| Franklin Global Trends Index | | N/A | Equity/Index | AEL 85LNZLR1WR9SYRVFCH09 | 06/09/2023 | 06/07/2024 | 381 | 91,761 | 240.83 | | 2,138 | | 1,514 | | 523 | | | (624) | | | | | |
| Invesco Dynamic Growth Index | | N/A | Equity/Index | AEL 85LNZLR1WR9SYRVFCH09 | 06/09/2023 | 06/07/2024 | 174 | 448,265 | 2581.13 | | 9,817 | | 6,954 | | 2,088 | | | (2,863) | | | | | |
| Invesco Dynamic Growth Index | | N/A | Equity/Index | AEL 85LNZLR1WR9SYRVFCH09 | 06/09/2023 | 06/09/2025 | 211 | 544,826 | 2581.13 | | 16,672 | | 14,240 | | 6,274 | | | (2,431) | | | | | |
| S&P 500 Index Option | | N/A | Equity/Index | AEL 85LNZLR1WR9SYRVFCH09 | 06/09/2023 | 06/07/2024 | 1,286 | 5,530,383 | 4298.86 | | 256,895 | | 181,967 | | 232,263 | | | (74,928) | | | | | |
| S&P 500 Index Option | | N/A | Equity/Index | AEL 85LNZLR1WR9SYRVFCH09 | 06/09/2023 | 06/10/2024 | 669 | 2,874,878 | 4298.86 | | 124,147 | | 87,937 | | 108,955 | | | (36,210) | | | | | |
| S&P 500 Index Option | | N/A | Equity/Index | AEL 85LNZLR1WR9SYRVFCH09 | 06/09/2023 | 06/11/2024 | 443 | 1,904,423 | 4298.86 | | 105,259 | | 74,558 | | 89,004 | | | (30,700) | | | | | |
| S&P 500 Dividend Aristocrats Daily Risk Control 5% Index | | N/A | Equity/Index | AEL 85LNZLR1WR9SYRVFCH09 | 06/12/2023 | 06/12/2024 | 282 | 506,398 | 1793.83 | | 10,736 | | 7,604 | | 4,249 | | | (3,131) | | | | | |
| S&P 500 Dividend Aristocrats Daily Risk Control 5% Index | | N/A | Equity/Index | AEL 85LNZLR1WR9SYRVFCH09 | 06/12/2023 | 06/12/2025 | 166 | 298,275 | 1793.83 | | 8,769 | | 7,490 | | 5,211 | | | (1,279) | | | | | |
| Franklin Global Trends Index | | N/A | Equity/Index | AEL 85LNZLR1WR9SYRVFCH09 | 06/13/2023 | 06/13/2024 | 955 | 230,660 | 241.48 | | 5,397 | | 3,823 | | 1,210 | | | (1,574) | | | | | |
| Invesco Dynamic Growth Index | | N/A | Equity/Index | AEL 85LNZLR1WR9SYRVFCH09 | 06/13/2023 | 06/13/2024 | 500 | 1,289,908 | 2581.06 | | 28,378 | | 20,101 | | 6,180 | | | (8,277) | | | | | |
| Invesco Dynamic Growth Index | | N/A | Equity/Index | AEL 85LNZLR1WR9SYRVFCH09 | 06/13/2023 | 06/13/2025 | 402 | 1,036,433 | 2581.06 | | 31,715 | | 27,090 | | 12,009 | | | (4,625) | | | | | |
| S&P 500 Index Option | | N/A | Equity/Index | AEL 85LNZLR1WR9SYRVFCH09 | 06/13/2023 | 06/13/2024 | 1,131 | 4,939,560 | 4369.01 | | 268,230 | | 189,996 | | 207,072 | | | (78,234) | | | | | |
| S&P 500 Dividend Aristocrats Daily Risk Control 5% Index | | N/A | Equity/Index | AEL 85LNZLR1WR9SYRVFCH09 | 06/13/2023 | 06/13/2024 | 359 | 645,926 | 1800.38 | | 13,564 | | 9,608 | | 4,766 | | | (3,956) | | | | | |
| S&P 500 Dividend Aristocrats Daily Risk Control 5% Index | | N/A | Equity/Index | AEL 85LNZLR1WR9SYRVFCH09 | 06/13/2023 | 06/13/2025 | 828 | 1,490,383 | 1800.38 | | 44,861 | | 38,318 | | 24,123 | | | (6,542) | | | | | |
| Franklin Global Trends Index | | N/A | Equity/Index | AEL 85LNZLR1WR9SYRVFCH09 | 06/14/2023 | 06/13/2025 | 20 | 4,907 | 241.85 | | 161 | | 137 | | 60 | | | (23) | | | | | |
| Invesco Dynamic Growth Index | | N/A | Equity/Index | AEL 85LNZLR1WR9SYRVFCH09 | 06/14/2023 | 06/14/2024 | 87 | 224,691 | 2580.73 | | 4,921 | | 3,486 | | 1,087 | | | (1,435) | | | | | |
| Invesco Dynamic Growth Index | | N/A | Equity/Index | AEL 85LNZLR1WR9SYRVFCH09 | 06/14/2023 | 06/13/2025 | 188 | 485,000 | 2580.73 | | 14,841 | | 12,677 | | 5,636 | | | (2,164) | | | | | |

STATEMENT AS OF SEPTEMBER 30, 2023 OF THE EAGLE LIFE INSURANCE COMPANY

SCHEDULE DB - PART A - SECTION 1

Showing all Options, Caps, Floors, Collars, Swaps and Forwards Open as of Current Statement Date

| 1 | 2 | 3 | 4 | 5 | 6 | 7 | 8 | 9 | 10 | 11 | 12 | 13 | 14 | 15 | 16 | 17 | 18 | 19 | 20 | 21 | 22 | 23 | |
|--|---|------------------------------|------------------------|---|-------------|--------------------------------|---------------------|-----------------|---|--|--|---------------------|-------------------------------|------|------------|---|--|--|---|--------------------|------------------------------------|---|--|
| Description | Description of Item(s) Hedged, Used for Income Generation or Replicated | Schedule/ Exhibit Identifier | Type(s) of Risk(s) (a) | Exchange, Counterparty or Central Clearinghouse | Trade Date | Date of Maturity or Expiration | Number of Contracts | Notional Amount | Strike Price, Rate or Index Received (Paid) | Cumulative Prior Year(s) Initial Cost of Un-discounted Premium (Received) Paid | Current Year Initial Cost of Un-discounted Premium (Received) Paid | Current Year Income | Book/ Adjusted Carrying Value | Code | Fair Value | Unrealized Valuation Increase/ (Decrease) | Total Foreign Exchange Change in B./A.C.V. | Current Year's (Amortization)/ Accretion | Adjustment to Carrying Value of Hedged Item | Potential Exposure | Credit Quality of Reference Entity | Hedge Effectiveness at Inception and at Quarter-end (b) | |
| S&P 500 Index Option PTPT | | N/A | Equity/Index | AEL 85LNZLR1WR9SYRVFCH09 | .06/14/2023 | .06/14/2024 | 1,432 | 6,261,731 | 4372.59 | | 330,956 | | 234,427 | | 255,581 | | | (96,529) | | | | | |
| S&P 500 Index Option PTPT | | N/A | Equity/Index | AEL 85LNZLR1WR9SYRVFCH09 | .06/14/2023 | .06/13/2025 | 14 | 63,292 | 4372.59 | | 8,264 | | 7,059 | | 6,717 | | | (1,205) | | | | | |
| S&P 500 Index Option PTPT | | N/A | Equity/Index | AEL 85LNZLR1WR9SYRVFCH09 | .06/14/2023 | .06/14/2028 | 28 | 123,364 | 4372.59 | | 20,288 | | 19,104 | | 18,571 | | | (1,183) | | | | | |
| S&P 500 Index Opt MOPPT | | N/A | Equity/Index | AEL 85LNZLR1WR9SYRVFCH09 | .06/14/2023 | .06/14/2024 | 1 | 3,814 | 4372.59 | | 129 | | 92 | | 70 | | | (38) | | | | | |
| SPXDSUN Index Option PTPT | | N/A | Equity/Index | AEL 85LNZLR1WR9SYRVFCH09 | .06/14/2023 | .06/14/2024 | 50 | 161,757 | 3204.4 | | 7,198 | | 5,099 | | 3,949 | | | (2,099) | | | | | |
| S&P 500 Dividend Aristocrats Daily Risk Control 5% Index | | N/A | Equity/Index | AEL 85LNZLR1WR9SYRVFCH09 | .06/14/2023 | .06/14/2024 | 428 | 770,565 | 1799.37 | | 16,105 | | 11,408 | | 5,827 | | | (4,697) | | | | | |
| S&P 500 Dividend Aristocrats Daily Risk Control 5% Index | | N/A | Equity/Index | AEL 85LNZLR1WR9SYRVFCH09 | .06/14/2023 | .06/13/2025 | 217 | 391,079 | 1799.37 | | 11,537 | | 9,854 | | 6,407 | | | (1,682) | | | | | |
| S&P 500 Index Option PTPT | | N/A | Equity/Index | AEL 85LNZLR1WR9SYRVFCH09 | .06/15/2023 | .06/14/2024 | 924 | 4,091,252 | 4425.84 | | 201,070 | | 142,425 | | 142,015 | | | (58,646) | | | | | |
| SPXDSUN Index Option PTPT | | N/A | Equity/Index | AEL 85LNZLR1WR9SYRVFCH09 | .06/15/2023 | .06/14/2024 | 26 | 82,432 | 3219.67 | | 2,981 | | 2,112 | | 1,347 | | | (869) | | | | | |
| S&P 500 Dividend Aristocrats Daily Risk Control 5% Index | | N/A | Equity/Index | AEL 85LNZLR1WR9SYRVFCH09 | .06/15/2023 | .06/14/2024 | 1,460 | 2,638,345 | 1807.68 | | 54,878 | | 38,872 | | 16,793 | | | (16,006) | | | | | |
| S&P 500 Dividend Aristocrats Daily Risk Control 5% Index | | N/A | Equity/Index | AEL 85LNZLR1WR9SYRVFCH09 | .06/15/2023 | .06/13/2025 | 255 | 460,546 | 1807.68 | | 13,494 | | 11,526 | | 6,825 | | | (1,968) | | | | | |
| Franklin Global Trends Index | | N/A | Equity/Index | AEL 85LNZLR1WR9SYRVFCH09 | .06/15/2023 | .06/14/2024 | 1,445 | 351,411 | 243.19 | | 8,223 | | 5,825 | | 1,372 | | | (2,398) | | | | | |
| Franklin Global Trends Index | | N/A | Equity/Index | AEL 85LNZLR1WR9SYRVFCH09 | .06/15/2023 | .06/13/2025 | 626 | 152,193 | 243.19 | | 4,992 | | 4,264 | | 1,623 | | | (728) | | | | | |
| Invesco Dynamic Growth Index | | N/A | Equity/Index | AEL 85LNZLR1WR9SYRVFCH09 | .06/15/2023 | .06/14/2024 | 264 | 685,732 | 2600.88 | | 15,018 | | 10,637 | | 2,390 | | | (4,380) | | | | | |
| Invesco Dynamic Growth Index | | N/A | Equity/Index | AEL 85LNZLR1WR9SYRVFCH09 | .06/15/2023 | .06/13/2025 | 194 | 505,728 | 2600.88 | | 15,425 | | 13,175 | | 4,887 | | | (2,249) | | | | | |
| S&P 500 Index Option PTPT | | N/A | Equity/Index | AEL 85LNZLR1WR9SYRVFCH09 | .06/16/2023 | .06/14/2024 | 1,511 | 6,662,486 | 4409.59 | | 305,300 | | 216,254 | | 228,997 | | | (89,046) | | | | | |
| S&P 500 Index Option PTPT | | N/A | Equity/Index | AEL 85LNZLR1WR9SYRVFCH09 | .06/16/2023 | .06/17/2024 | 499 | 2,202,273 | 4409.59 | | 107,731 | | 76,310 | | 74,523 | | | (31,422) | | | | | |
| S&P 500 Dividend Aristocrats Daily Risk Control 5% Index | | N/A | Equity/Index | AEL 85LNZLR1WR9SYRVFCH09 | .06/16/2023 | .06/18/2024 | 679 | 1,227,299 | 1808.7 | | 25,528 | | 18,082 | | 7,778 | | | (7,446) | | | | | |
| Franklin Global Trends Index | | N/A | Equity/Index | AEL 85LNZLR1WR9SYRVFCH09 | .06/16/2023 | .06/14/2024 | 380 | 92,353 | 242.73 | | 2,152 | | 1,524 | | 391 | | | (628) | | | | | |
| Invesco Dynamic Growth Index | | N/A | Equity/Index | AEL 85LNZLR1WR9SYRVFCH09 | .06/16/2023 | .06/14/2024 | 272 | 706,382 | 2593.45 | | 15,470 | | 10,958 | | 2,784 | | | (4,512) | | | | | |
| Invesco Dynamic Growth Index | | N/A | Equity/Index | AEL 85LNZLR1WR9SYRVFCH09 | .06/16/2023 | .06/16/2025 | 284 | 735,820 | 2593.45 | | 22,443 | | 19,170 | | 7,651 | | | (3,273) | | | | | |
| S&P 500 Index Option PTPT | | N/A | Equity/Index | AEL 85LNZLR1WR9SYRVFCH09 | .06/20/2023 | .06/20/2024 | 530 | 2,324,197 | 4388.71 | | 143,386 | | 101,565 | | 99,739 | | | (41,821) | | | | | |

STATEMENT AS OF SEPTEMBER 30, 2023 OF THE EAGLE LIFE INSURANCE COMPANY

SCHEDULE DB - PART A - SECTION 1

Showing all Options, Caps, Floors, Collars, Swaps and Forwards Open as of Current Statement Date

| 1 | 2 | 3 | 4 | 5 | 6 | 7 | 8 | 9 | 10 | 11 | 12 | 13 | 14 | 15 | 16 | 17 | 18 | 19 | 20 | 21 | 22 | 23 | |
|--|---|------------------------------|------------------------|---|------------|--------------------------------|---------------------|-----------------|---|--|--|---------------------|-------------------------------|------|------------|---|--|--|---|--------------------|------------------------------------|---|--|
| Description | Description of Item(s) Hedged, Used for Income Generation or Replicated | Schedule/ Exhibit Identifier | Type(s) of Risk(s) (a) | Exchange, Counterparty or Central Clearinghouse | Trade Date | Date of Maturity or Expiration | Number of Contracts | Notional Amount | Strike Price, Rate or Index Received (Paid) | Cumulative Prior Year(s) Initial Cost of Un-discounted Premium (Received) Paid | Current Year Initial Cost of Un-discounted Premium (Received) Paid | Current Year Income | Book/ Adjusted Carrying Value | Code | Fair Value | Unrealized Valuation Increase/ (Decrease) | Total Foreign Exchange Change in B./A.C.V. | Current Year's (Amortization)/ Accretion | Adjustment to Carrying Value of Hedged Item | Potential Exposure | Credit Quality of Reference Entity | Hedge Effectiveness at Inception and at Quarter-end (b) | |
| S&P 500 Dividend Aristocrats Daily Risk Control 5% Index | | N/A | Equity/Index | AEL 85LNZLR1WR9SYRVFCH09 | 06/20/2023 | 06/20/2024 | 374 | 673,392 | 1801.69 | | 14,141 | | 10,017 | | 4,972 | | | (4,125) | | | | | |
| S&P 500 Dividend Aristocrats Daily Risk Control 5% Index | | N/A | Equity/Index | AEL 85LNZLR1WR9SYRVFCH09 | 06/20/2023 | 06/20/2025 | 202 | 363,750 | 1801.69 | | 10,694 | | 9,135 | | 5,848 | | | (1,560) | | | | | |
| Invesco Dynamic Growth Index | | N/A | Equity/Index | AEL 85LNZLR1WR9SYRVFCH09 | 06/20/2023 | 06/20/2024 | 486 | 1,257,227 | 2588.33 | | 27,533 | | 19,503 | | 5,537 | | | (8,031) | | | | | |
| Invesco Dynamic Growth Index | | N/A | Equity/Index | AEL 85LNZLR1WR9SYRVFCH09 | 06/20/2023 | 06/20/2025 | 388 | 1,004,507 | 2588.33 | | 30,637 | | 26,169 | | 11,006 | | | (4,468) | | | | | |
| S&P 500 Index Option PTP | | N/A | Equity/Index | AEL 85LNZLR1WR9SYRVFCH09 | 06/21/2023 | 06/21/2024 | 1,865 | 8,142,685 | 4365.69 | | 361,890 | | 256,339 | | 296,162 | | | (105,551) | | | | | |
| SPXDSUN Index Option PTP | | N/A | Equity/Index | AEL 85LNZLR1WR9SYRVFCH09 | 06/09/2023 | 06/07/2024 | 44 | 140,847 | 3190.02 | | 6,379 | | 4,519 | | 3,849 | | | (1,861) | | | | | |
| SPXDSUN Index Option PTP | | N/A | Equity/Index | AEL 85LNZLR1WR9SYRVFCH09 | 06/09/2023 | 06/10/2024 | 9 | 29,930 | 3190.02 | | 1,314 | | 931 | | 790 | | | (383) | | | | | |
| SPXDSUN Index Option PTP | | N/A | Equity/Index | AEL 85LNZLR1WR9SYRVFCH09 | 06/09/2023 | 06/11/2024 | 2 | 5,154 | 3190.02 | | 227 | | 161 | | 137 | | | (66) | | | | | |
| S&P 500 Dividend Aristocrats Daily Risk Control 5% Index | | N/A | Equity/Index | AEL 85LNZLR1WR9SYRVFCH09 | 06/09/2023 | 06/07/2024 | 156 | 279,412 | 1792.59 | | 5,840 | | 4,136 | | 2,360 | | | (1,703) | | | | | |
| S&P 500 Dividend Aristocrats Daily Risk Control 5% Index | | N/A | Equity/Index | AEL 85LNZLR1WR9SYRVFCH09 | 06/09/2023 | 06/10/2024 | 603 | 1,080,944 | 1792.59 | | 22,592 | | 16,002 | | 9,230 | | | (6,589) | | | | | |
| S&P 500 Dividend Aristocrats Daily Risk Control 5% Index | | N/A | Equity/Index | AEL 85LNZLR1WR9SYRVFCH09 | 06/09/2023 | 06/11/2024 | 369 | 662,114 | 1792.59 | | 13,838 | | 9,802 | | 5,674 | | | (4,036) | | | | | |
| Invesco Dynamic Growth Index | | N/A | Equity/Index | AEL 85LNZLR1WR9SYRVFCH09 | 06/12/2023 | 06/12/2024 | 154 | 398,935 | 2584.55 | | 8,737 | | 6,188 | | 1,800 | | | (2,548) | | | | | |
| Invesco Dynamic Growth Index | | N/A | Equity/Index | AEL 85LNZLR1WR9SYRVFCH09 | 06/12/2023 | 06/12/2025 | 169 | 436,500 | 2584.55 | | 13,357 | | 11,409 | | 4,894 | | | (1,948) | | | | | |
| S&P 500 Index Option PTP | | N/A | Equity/Index | AEL 85LNZLR1WR9SYRVFCH09 | 06/12/2023 | 06/12/2024 | 651 | 2,822,526 | 4338.93 | | 177,647 | | 125,833 | | 139,266 | | | (51,814) | | | | | |
| S&P 500 Index Option PTP | | N/A | Equity/Index | AEL 85LNZLR1WR9SYRVFCH09 | 06/16/2023 | 06/18/2024 | 1,488 | 6,562,002 | 4409.59 | | 324,760 | | 230,038 | | 226,393 | | | (94,722) | | | | | |
| SPXDSUN Index Option PTP | | N/A | Equity/Index | AEL 85LNZLR1WR9SYRVFCH09 | 06/16/2023 | 06/14/2024 | 3 | 8,778 | 3221.95 | | 375 | | 265 | | 174 | | | (109) | | | | | |
| SPXDSUN Index Option PTP | | N/A | Equity/Index | AEL 85LNZLR1WR9SYRVFCH09 | 06/16/2023 | 06/17/2024 | 3 | 9,072 | 3221.95 | | 390 | | 276 | | 183 | | | (114) | | | | | |
| SPXDSUN Index Option PTP | | N/A | Equity/Index | AEL 85LNZLR1WR9SYRVFCH09 | 06/16/2023 | 06/18/2024 | 38 | 121,042 | 3221.95 | | 5,525 | | 3,914 | | 2,679 | | | (1,612) | | | | | |
| S&P 500 Dividend Aristocrats Daily Risk Control 5% Index | | N/A | Equity/Index | AEL 85LNZLR1WR9SYRVFCH09 | 06/16/2023 | 06/14/2024 | 505 | 912,786 | 1808.7 | | 18,895 | | 13,384 | | 5,686 | | | (5,511) | | | | | |
| S&P 500 Dividend Aristocrats Daily Risk Control 5% Index | | N/A | Equity/Index | AEL 85LNZLR1WR9SYRVFCH09 | 06/16/2023 | 06/16/2025 | 49 | 89,078 | 1808.7 | | 2,592 | | 2,214 | | 1,309 | | | (378) | | | | | |

E06.76

STATEMENT AS OF SEPTEMBER 30, 2023 OF THE EAGLE LIFE INSURANCE COMPANY

SCHEDULE DB - PART A - SECTION 1

Showing all Options, Caps, Floors, Collars, Swaps and Forwards Open as of Current Statement Date

| 1 | 2 | 3 | 4 | 5 | 6 | 7 | 8 | 9 | 10 | 11 | 12 | 13 | 14 | 15 | 16 | 17 | 18 | 19 | 20 | 21 | 22 | 23 | |
|--|---|------------------------------|------------------------|---|------------|--------------------------------|---------------------|-----------------|---|--|--|---------------------|-------------------------------|------|------------|---|--|--|---|--------------------|------------------------------------|---|--|
| Description | Description of Item(s) Hedged, Used for Income Generation or Replicated | Schedule/ Exhibit Identifier | Type(s) of Risk(s) (a) | Exchange, Counterparty or Central Clearinghouse | Trade Date | Date of Maturity or Expiration | Number of Contracts | Notional Amount | Strike Price, Rate or Index Received (Paid) | Cumulative Prior Year(s) Initial Cost of Un-discounted Premium (Received) Paid | Current Year Initial Cost of Un-discounted Premium (Received) Paid | Current Year Income | Book/ Adjusted Carrying Value | Code | Fair Value | Unrealized Valuation Increase/ (Decrease) | Total Foreign Exchange Change in B./A.C.V. | Current Year's (Amortization)/ Accretion | Adjustment to Carrying Value of Hedged Item | Potential Exposure | Credit Quality of Reference Entity | Hedge Effectiveness at Inception and at Quarter-end (b) | |
| S&P 500 Dividend Aristocrats Daily Risk Control 5% Index | | N/A | Equity/Index | AEL 85LNZLR1WR9SYRVFCH09 | 06/16/2023 | 06/17/2024 | 535 | 967,503 | 1808.7 | | 20,124 | | 14,255 | | 6,105 | | | (5,870) | | | | | |
| S&P 500 Index Option | | N/A | Equity/Index | AEL 85LNZLR1WR9SYRVFCH09 | 06/21/2023 | 06/20/2025 | 6 | 26,212 | 4365.69 | | 2,213 | | 1,891 | | 1,905 | | | (323) | | | | | |
| SPXDSUN Index Option | | N/A | Equity/Index | AEL 85LNZLR1WR9SYRVFCH09 | 06/21/2023 | 06/21/2024 | 79 | 254,195 | 3213.09 | | 11,493 | | 8,141 | | 6,129 | | | (3,352) | | | | | |
| Invesco Dynamic Growth Index | | N/A | Equity/Index | AEL 85LNZLR1WR9SYRVFCH09 | 06/22/2023 | 06/20/2025 | 117 | 303,743 | 2585.98 | | 9,264 | | 7,913 | | 3,399 | | | (1,351) | | | | | |
| Franklin Global Trends Index | | N/A | Equity/Index | AEL 85LNZLR1WR9SYRVFCH09 | 06/23/2023 | 06/21/2024 | 527 | 126,374 | 239.76 | | 2,945 | | 2,086 | | 909 | | | (859) | | | | | |
| Franklin Global Trends Index | | N/A | Equity/Index | AEL 85LNZLR1WR9SYRVFCH09 | 06/23/2023 | 06/23/2025 | 219 | 52,500 | 239.76 | | 1,722 | | 1,471 | | 795 | | | (251) | | | | | |
| Invesco Dynamic Growth Index | | N/A | Equity/Index | AEL 85LNZLR1WR9SYRVFCH09 | 06/23/2023 | 06/21/2024 | 112 | 289,202 | 2582.97 | | 6,334 | | 4,486 | | 1,392 | | | (1,847) | | | | | |
| Invesco Dynamic Growth Index | | N/A | Equity/Index | AEL 85LNZLR1WR9SYRVFCH09 | 06/23/2023 | 06/23/2025 | 3 | 8,730 | 2582.97 | | 266 | | 227 | | 101 | | | (39) | | | | | |
| S&P 500 Index Option | | N/A | Equity/Index | AEL 85LNZLR1WR9SYRVFCH09 | 06/23/2023 | 06/21/2024 | 728 | 3,167,280 | 4348.33 | | 147,322 | | 104,353 | | 124,382 | | | (42,969) | | | | | |
| S&P 500 Index Option | | N/A | Equity/Index | AEL 85LNZLR1WR9SYRVFCH09 | 06/23/2023 | 06/24/2024 | 831 | 3,615,329 | 4348.33 | | 145,827 | | 103,294 | | 121,931 | | | (42,533) | | | | | |
| S&P 500 Index Option | | N/A | Equity/Index | AEL 85LNZLR1WR9SYRVFCH09 | 06/23/2023 | 06/25/2024 | 714 | 3,104,686 | 4348.33 | | 138,854 | | 98,355 | | 114,017 | | | (40,499) | | | | | |
| S&P 500 Indx Opt | | N/A | Equity/Index | AEL 85LNZLR1WR9SYRVFCH09 | 06/23/2023 | 06/23/2024 | 3 | 12,707 | 4348.33 | | 414 | | 293 | | 178 | | | (121) | | | | | |
| MOPTPT SPXDSUN Index Option | | N/A | Equity/Index | AEL 85LNZLR1WR9SYRVFCH09 | 06/23/2023 | 06/21/2024 | | 1,262 | 3200.6 | | 54 | | 38 | | 31 | | | (16) | | | | | |
| SPXDSUN Index Option | | N/A | Equity/Index | AEL 85LNZLR1WR9SYRVFCH09 | 06/23/2023 | 06/24/2024 | 11 | 35,210 | 3200.6 | | 1,581 | | 1,120 | | 918 | | | (461) | | | | | |
| SPXDSUN Index Option | | N/A | Equity/Index | AEL 85LNZLR1WR9SYRVFCH09 | 06/23/2023 | 06/25/2024 | 41 | 131,836 | 3200.6 | | 5,426 | | 3,844 | | 3,078 | | | (1,583) | | | | | |
| Invesco Dynamic Growth Index | | N/A | Equity/Index | AEL 85LNZLR1WR9SYRVFCH09 | 06/27/2023 | 06/27/2025 | 400 | 1,034,264 | 2586.63 | | 31,545 | | 26,945 | | 11,619 | | | (4,600) | | | | | |
| S&P 500 Index Option | | N/A | Equity/Index | AEL 85LNZLR1WR9SYRVFCH09 | 06/27/2023 | 06/27/2024 | 669 | 2,928,002 | 4378.41 | | 145,859 | | 103,317 | | 111,151 | | | (42,542) | | | | | |
| S&P 500 Dividend Aristocrats Daily Risk Control 5% Index | | N/A | Equity/Index | AEL 85LNZLR1WR9SYRVFCH09 | 06/27/2023 | 06/27/2024 | 414 | 748,200 | 1805.31 | | 15,877 | | 11,246 | | 5,275 | | | (4,631) | | | | | |
| S&P 500 Dividend Aristocrats Daily Risk Control 5% Index | | N/A | Equity/Index | AEL 85LNZLR1WR9SYRVFCH09 | 06/27/2023 | 06/27/2025 | 257 | 463,903 | 1805.31 | | 13,993 | | 11,953 | | 7,206 | | | (2,041) | | | | | |
| S&P 500 Index Option | | N/A | Equity/Index | AEL 85LNZLR1WR9SYRVFCH09 | 06/28/2023 | 06/28/2024 | 1,312 | 5,743,215 | 4376.86 | | 274,011 | | 194,091 | | 219,450 | | | (79,920) | | | | | |
| S&P 500 Index Option | | N/A | Equity/Index | AEL 85LNZLR1WR9SYRVFCH09 | 06/28/2023 | 06/27/2025 | 45 | 196,034 | 4376.86 | | 24,336 | | 20,787 | | 20,232 | | | (3,549) | | | | | |
| SPXDSUN Index Option | | N/A | Equity/Index | AEL 85LNZLR1WR9SYRVFCH09 | 06/28/2023 | 06/28/2024 | 113 | 362,305 | 3215.35 | | 16,589 | | 11,750 | | 8,972 | | | (4,838) | | | | | |
| S&P 500 Dividend Aristocrats Daily Risk Control 5% Index | | N/A | Equity/Index | AEL 85LNZLR1WR9SYRVFCH09 | 06/28/2023 | 06/28/2024 | 975 | 1,755,953 | 1801.88 | | 37,051 | | 26,244 | | 13,313 | | | (10,806) | | | | | |

E06.77

STATEMENT AS OF SEPTEMBER 30, 2023 OF THE EAGLE LIFE INSURANCE COMPANY

SCHEDULE DB - PART A - SECTION 1

Showing all Options, Caps, Floors, Collars, Swaps and Forwards Open as of Current Statement Date

| 1 | 2 | 3 | 4 | 5 | 6 | 7 | 8 | 9 | 10 | 11 | 12 | 13 | 14 | 15 | 16 | 17 | 18 | 19 | 20 | 21 | 22 | 23 | |
|--|---|------------------------------|------------------------|---|------------|--------------------------------|---------------------|-----------------|---|--|--|---------------------|-------------------------------|------|------------|---|--|--|---|--------------------|------------------------------------|---|--|
| Description | Description of Item(s) Hedged, Used for Income Generation or Replicated | Schedule/ Exhibit Identifier | Type(s) of Risk(s) (a) | Exchange, Counterparty or Central Clearinghouse | Trade Date | Date of Maturity or Expiration | Number of Contracts | Notional Amount | Strike Price, Rate or Index Received (Paid) | Cumulative Prior Year(s) Initial Cost of Un-discounted Premium (Received) Paid | Current Year Initial Cost of Un-discounted Premium (Received) Paid | Current Year Income | Book/ Adjusted Carrying Value | Code | Fair Value | Unrealized Valuation Increase/ (Decrease) | Total Foreign Exchange Change in B./A.C.V. | Current Year's (Amortization)/ Accretion | Adjustment to Carrying Value of Hedged Item | Potential Exposure | Credit Quality of Reference Entity | Hedge Effectiveness at Inception and at Quarter-end (b) | |
| S&P 500 Dividend Aristocrats Daily Risk Control 5% Index | | N/A | Equity/Index | AEL 85LNZLR1WR9SYRVFCH09 | 06/28/2023 | 06/27/2025 | 84 | 151,807 | 1801.88 | | 4,402 | | 3,760 | | 2,457 | | | (642) | | | | | |
| Franklin Global Trends Index | | N/A | Equity/Index | AEL 85LNZLR1WR9SYRVFCH09 | 06/28/2023 | 06/28/2024 | 443 | 106,662 | 240.65 | | 2,496 | | 1,768 | | 684 | | | (728) | | | | | |
| Franklin Global Trends Index | | N/A | Equity/Index | AEL 85LNZLR1WR9SYRVFCH09 | 06/28/2023 | 06/27/2025 | 136 | 32,688 | 240.65 | | 1,069 | | 913 | | 457 | | | (156) | | | | | |
| Invesco Dynamic Growth Index | | N/A | Equity/Index | AEL 85LNZLR1WR9SYRVFCH09 | 06/28/2023 | 06/28/2024 | 187 | 483,460 | 2590.65 | | 10,588 | | 7,500 | | 2,127 | | | (3,088) | | | | | |
| Invesco Dynamic Growth Index | | N/A | Equity/Index | AEL 85LNZLR1WR9SYRVFCH09 | 06/28/2023 | 06/27/2025 | 146 | 378,232 | 2590.65 | | 11,536 | | 9,854 | | 4,098 | | | (1,682) | | | | | |
| Franklin Global Trends Index | | N/A | Equity/Index | AEL 85LNZLR1WR9SYRVFCH09 | 06/29/2023 | 06/28/2024 | 1,286 | 308,765 | 240.19 | | 7,194 | | 5,096 | | 2,130 | | | (2,098) | | | | | |
| Franklin Global Trends Index | | N/A | Equity/Index | AEL 85LNZLR1WR9SYRVFCH09 | 06/29/2023 | 06/27/2025 | 468 | 112,500 | 240.19 | | 3,667 | | 3,133 | | 1,643 | | | (535) | | | | | |
| Invesco Dynamic Growth Index | | N/A | Equity/Index | AEL 85LNZLR1WR9SYRVFCH09 | 06/29/2023 | 06/28/2024 | 1,025 | 2,649,410 | 2583.92 | | 58,022 | | 41,099 | | 12,944 | | | (16,923) | | | | | |
| Invesco Dynamic Growth Index | | N/A | Equity/Index | AEL 85LNZLR1WR9SYRVFCH09 | 06/29/2023 | 06/27/2025 | 228 | 588,614 | 2583.92 | | 17,894 | | 15,284 | | 6,774 | | | (2,610) | | | | | |
| S&P 500 Index Option PTP | | N/A | Equity/Index | AEL 85LNZLR1WR9SYRVFCH09 | 06/29/2023 | 06/28/2024 | 1,621 | 7,127,465 | 4396.44 | | 301,502 | | 213,564 | | 238,476 | | | (87,938) | | | | | |
| S&P 500 Dividend Aristocrats Daily Risk Control 5% Index | | N/A | Equity/Index | AEL 85LNZLR1WR9SYRVFCH09 | 06/21/2023 | 06/21/2024 | 972 | 1,752,344 | 1802.43 | | 37,370 | | 26,471 | | 12,794 | | | (10,900) | | | | | |
| S&P 500 Dividend Aristocrats Daily Risk Control 5% Index | | N/A | Equity/Index | AEL 85LNZLR1WR9SYRVFCH09 | 06/21/2023 | 06/20/2025 | 290 | 522,767 | 1802.43 | | 15,849 | | 13,537 | | 8,330 | | | (2,311) | | | | | |
| Franklin Global Trends Index | | N/A | Equity/Index | AEL 85LNZLR1WR9SYRVFCH09 | 06/21/2023 | 06/21/2024 | 1,273 | 307,305 | 241.34 | | 7,191 | | 5,094 | | 1,710 | | | (2,097) | | | | | |
| Franklin Global Trends Index | | N/A | Equity/Index | AEL 85LNZLR1WR9SYRVFCH09 | 06/21/2023 | 06/20/2025 | 367 | 88,494 | 241.34 | | 2,894 | | 2,472 | | 1,147 | | | (422) | | | | | |
| Invesco Dynamic Growth Index | | N/A | Equity/Index | AEL 85LNZLR1WR9SYRVFCH09 | 06/21/2023 | 06/21/2024 | 480 | 1,242,883 | 2589.09 | | 27,219 | | 19,280 | | 5,433 | | | (7,939) | | | | | |
| Invesco Dynamic Growth Index | | N/A | Equity/Index | AEL 85LNZLR1WR9SYRVFCH09 | 06/21/2023 | 06/20/2025 | 478 | 1,238,148 | 2589.09 | | 37,764 | | 32,256 | | 13,473 | | | (5,507) | | | | | |
| S&P 500 Index Option PTP | | N/A | Equity/Index | AEL 85LNZLR1WR9SYRVFCH09 | 06/22/2023 | 06/21/2024 | 980 | 4,292,280 | 4381.89 | | 198,949 | | 140,922 | | 155,849 | | | (58,027) | | | | | |
| S&P 500 Dividend Aristocrats Daily Risk Control 5% Index | | N/A | Equity/Index | AEL 85LNZLR1WR9SYRVFCH09 | 06/22/2023 | 06/21/2024 | 681 | 1,224,750 | 1799.64 | | 26,077 | | 18,471 | | 9,460 | | | (7,606) | | | | | |
| S&P 500 Dividend Aristocrats Daily Risk Control 5% Index | | N/A | Equity/Index | AEL 85LNZLR1WR9SYRVFCH09 | 06/22/2023 | 06/20/2025 | 288 | 518,015 | 1799.64 | | 15,666 | | 13,382 | | 8,533 | | | (2,285) | | | | | |
| Invesco Dynamic Growth Index | | N/A | Equity/Index | AEL 85LNZLR1WR9SYRVFCH09 | 06/22/2023 | 06/21/2024 | 561 | 1,451,920 | 2585.98 | | 31,797 | | 22,523 | | 6,667 | | | (9,274) | | | | | |
| S&P 500 Dividend Aristocrats Daily Risk Control 5% Index | | N/A | Equity/Index | AEL 85LNZLR1WR9SYRVFCH09 | 06/23/2023 | 06/21/2024 | 459 | 823,525 | 1794.91 | | 17,294 | | 12,250 | | 6,986 | | | (5,044) | | | | | |

E06.78

STATEMENT AS OF SEPTEMBER 30, 2023 OF THE EAGLE LIFE INSURANCE COMPANY

SCHEDULE DB - PART A - SECTION 1

Showing all Options, Caps, Floors, Collars, Swaps and Forwards Open as of Current Statement Date

| 1 | 2 | 3 | 4 | 5 | 6 | 7 | 8 | 9 | 10 | 11 | 12 | 13 | 14 | 15 | 16 | 17 | 18 | 19 | 20 | 21 | 22 | 23 | |
|--|---|------------------------------|------------------------|---|------------|--------------------------------|---------------------|-----------------|---|--|--|---------------------|-------------------------------|------|------------|---|--|--|---|--------------------|------------------------------------|---|--|
| Description | Description of Item(s) Hedged, Used for Income Generation or Replicated | Schedule/ Exhibit Identifier | Type(s) of Risk(s) (a) | Exchange, Counterparty or Central Clearinghouse | Trade Date | Date of Maturity or Expiration | Number of Contracts | Notional Amount | Strike Price, Rate or Index Received (Paid) | Cumulative Prior Year(s) Initial Cost of Un-discounted Premium (Received) Paid | Current Year Initial Cost of Un-discounted Premium (Received) Paid | Current Year Income | Book/ Adjusted Carrying Value | Code | Fair Value | Unrealized Valuation Increase/ (Decrease) | Total Foreign Exchange Change in B./A.C.V. | Current Year's (Amortization)/ Accretion | Adjustment to Carrying Value of Hedged Item | Potential Exposure | Credit Quality of Reference Entity | Hedge Effectiveness at Inception and at Quarter-end (b) | |
| S&P 500 Dividend Aristocrats Daily Risk Control 5% Index | | N/A | Equity/Index | AEL 85LNZLR1WR9SYRVFCH09 | 06/23/2023 | 06/23/2025 | 35 | 62,627 | 1794.91 | | 1,835 | | 1,567 | | 1,095 | | | (268) | | | | | |
| S&P 500 Dividend Aristocrats Daily Risk Control 5% Index | | N/A | Equity/Index | AEL 85LNZLR1WR9SYRVFCH09 | 06/23/2023 | 06/24/2024 | 436 | 783,280 | 1794.91 | | 16,449 | | 11,651 | | 6,715 | | | (4,798) | | | | | |
| S&P 500 Dividend Aristocrats Daily Risk Control 5% Index | | N/A | Equity/Index | AEL 85LNZLR1WR9SYRVFCH09 | 06/23/2023 | 06/25/2024 | 1,177 | 2,111,922 | 1794.91 | | 44,350 | | 31,415 | | 18,167 | | | (12,936) | | | | | |
| Invesco Dynamic Growth Index | | N/A | Equity/Index | AEL 85LNZLR1WR9SYRVFCH09 | 06/26/2023 | 06/26/2024 | 88 | 227,664 | 2580.41 | | 4,986 | | 3,532 | | 1,164 | | | (1,454) | | | | | |
| Invesco Dynamic Growth Index | | N/A | Equity/Index | AEL 85LNZLR1WR9SYRVFCH09 | 06/26/2023 | 06/26/2025 | 21 | 54,809 | 2580.41 | | 1,672 | | 1,428 | | .650 | | | (244) | | | | | |
| S&P 500 Index Option PTPT | | N/A | Equity/Index | AEL 85LNZLR1WR9SYRVFCH09 | 06/26/2023 | 06/26/2024 | 762 | 3,300,183 | 4328.82 | | 189,699 | | 134,370 | | 154,505 | | | (55,329) | | | | | |
| S&P 500 Dividend Aristocrats Daily Risk Control 5% Index | | N/A | Equity/Index | AEL 85LNZLR1WR9SYRVFCH09 | 06/26/2023 | 06/26/2024 | 670 | 1,206,520 | 1799.9 | | 25,458 | | 18,032 | | 9,444 | | | (7,425) | | | | | |
| S&P 500 Dividend Aristocrats Daily Risk Control 5% Index | | N/A | Equity/Index | AEL 85LNZLR1WR9SYRVFCH09 | 06/26/2023 | 06/26/2025 | 144 | 258,300 | 1799.9 | | 7,620 | | 6,509 | | 4,273 | | | (1,111) | | | | | |
| Franklin Global Trends Index | | N/A | Equity/Index | AEL 85LNZLR1WR9SYRVFCH09 | 06/27/2023 | 06/27/2025 | 700 | 168,388 | 240.51 | | 5,523 | | 4,718 | | 2,386 | | | (805) | | | | | |
| Invesco Dynamic Growth Index | | N/A | Equity/Index | AEL 85LNZLR1WR9SYRVFCH09 | 06/27/2023 | 06/27/2024 | 255 | 658,630 | 2586.63 | | 14,424 | | 10,217 | | 3,073 | | | (4,207) | | | | | |
| S&P 500 Dividend Aristocrats Daily Risk Control 5% Index | | N/A | Equity/Index | AEL 85LNZLR1WR9SYRVFCH09 | 06/29/2023 | 06/28/2024 | 962 | 1,738,879 | 1806.74 | | 36,690 | | 25,989 | | 11,955 | | | (10,701) | | | | | |
| S&P 500 Dividend Aristocrats Daily Risk Control 5% Index | | N/A | Equity/Index | AEL 85LNZLR1WR9SYRVFCH09 | 06/29/2023 | 06/27/2025 | 181 | 327,414 | 1806.74 | | 9,626 | | 8,222 | | 5,000 | | | (1,404) | | | | | |
| S&P 500 Index Option PTPT | | N/A | Equity/Index | AEL 85LNZLR1WR9SYRVFCH09 | 06/30/2023 | 06/28/2024 | 913 | 4,064,485 | 4450.38 | | 186,947 | | 132,421 | | 131,582 | | | (54,526) | | | | | |
| S&P 500 Index Option PTPT | | N/A | Equity/Index | AEL 85LNZLR1WR9SYRVFCH09 | 06/30/2023 | 07/01/2024 | 598 | 2,659,346 | 4450.38 | | 103,682 | | 73,441 | | 73,003 | | | (30,241) | | | | | |
| S&P 500 Index Option PTPT | | N/A | Equity/Index | AEL 85LNZLR1WR9SYRVFCH09 | 06/30/2023 | 07/02/2024 | 1,024 | 4,559,256 | 4450.38 | | 191,425 | | 135,593 | | 132,439 | | | (55,832) | | | | | |
| SPXDSUN Index Option PTPT | | N/A | Equity/Index | AEL 85LNZLR1WR9SYRVFCH09 | 06/30/2023 | 06/28/2024 | 5 | 15,984 | 3236.56 | | .697 | | .494 | | .314 | | | (203) | | | | | |
| SPXDSUN Index Option PTPT | | N/A | Equity/Index | AEL 85LNZLR1WR9SYRVFCH09 | 06/30/2023 | 07/02/2024 | 108 | 348,444 | 3236.56 | | 14,882 | | 10,542 | | 6,691 | | | (4,341) | | | | | |
| S&P 500 Dividend Aristocrats Daily Risk Control 5% Index | | N/A | Equity/Index | AEL 85LNZLR1WR9SYRVFCH09 | 06/30/2023 | 06/28/2024 | 592 | 1,074,239 | 1813.25 | | 22,559 | | 15,979 | | 6,458 | | | (6,580) | | | | | |

E06.79

STATEMENT AS OF SEPTEMBER 30, 2023 OF THE EAGLE LIFE INSURANCE COMPANY

SCHEDULE DB - PART A - SECTION 1

Showing all Options, Caps, Floors, Collars, Swaps and Forwards Open as of Current Statement Date

| 1 | 2 | 3 | 4 | 5 | 6 | 7 | 8 | 9 | 10 | 11 | 12 | 13 | 14 | 15 | 16 | 17 | 18 | 19 | 20 | 21 | 22 | 23 | |
|--|---|------------------------------|------------------------|---|------------|--------------------------------|---------------------|-----------------|---|--|--|---------------------|-------------------------------|------|------------|---|--|--|---|--------------------|------------------------------------|---|--|
| Description | Description of Item(s) Hedged, Used for Income Generation or Replicated | Schedule/ Exhibit Identifier | Type(s) of Risk(s) (a) | Exchange, Counterparty or Central Clearinghouse | Trade Date | Date of Maturity or Expiration | Number of Contracts | Notional Amount | Strike Price, Rate or Index Received (Paid) | Cumulative Prior Year(s) Initial Cost of Un-discounted Premium (Received) Paid | Current Year Initial Cost of Un-discounted Premium (Received) Paid | Current Year Income | Book/ Adjusted Carrying Value | Code | Fair Value | Unrealized Valuation Increase/ (Decrease) | Total Foreign Exchange Change in B./A.C.V. | Current Year's (Amortization)/ Accretion | Adjustment to Carrying Value of Hedged Item | Potential Exposure | Credit Quality of Reference Entity | Hedge Effectiveness at Inception and at Quarter-end (b) | |
| S&P 500 Dividend Aristocrats Daily Risk Control 5% Index | | N/A | Equity/Index | AEL 85LNZLR1WR9SYRVFCH09 | 06/30/2023 | 06/30/2025 | 81 | 146,676 | 1813.25 | | 4,312 | | 3,683 | | 2,078 | | | (629) | | | | | |
| S&P 500 Dividend Aristocrats Daily Risk Control 5% Index | | N/A | Equity/Index | AEL 85LNZLR1WR9SYRVFCH09 | 06/30/2023 | 07/01/2024 | 512 | 927,786 | 1813.25 | | 19,484 | | 13,801 | | 5,649 | | | (5,683) | | | | | |
| S&P 500 Dividend Aristocrats Daily Risk Control 5% Index | | N/A | Equity/Index | AEL 85LNZLR1WR9SYRVFCH09 | 06/30/2023 | 07/02/2024 | 244 | 442,777 | 1813.25 | | 9,343 | | 6,618 | | 2,707 | | | (2,725) | | | | | |
| Invesco Dynamic Growth Index | | N/A | Equity/Index | AEL 85LNZLR1WR9SYRVFCH09 | 06/30/2023 | 06/28/2024 | 151 | 391,095 | 2598.45 | | 8,565 | | 6,067 | | 1,520 | | | (2,498) | | | | | |
| Invesco Dynamic Growth Index | | N/A | Equity/Index | AEL 85LNZLR1WR9SYRVFCH09 | 06/30/2023 | 06/30/2025 | 70 | 182,742 | 2598.45 | | 5,555 | | 4,745 | | 1,853 | | | (810) | | | | | |
| Invesco Dynamic Growth Index | | N/A | Equity/Index | AEL 85LNZLR1WR9SYRVFCH09 | 06/23/2023 | 06/24/2024 | 153 | 395,359 | 2582.97 | | 9,054 | | 6,413 | | 1,928 | | | (2,641) | | | | | |
| Franklin Global Trends Index | | N/A | Equity/Index | AEL 85LNZLR1WR9SYRVFCH09 | 07/28/2023 | 07/26/2024 | 96 | 23,478 | 243.59 | | 547 | | 433 | | 105 | | | (114) | | | | | |
| Invesco Dynamic Growth Index | | N/A | Equity/Index | AEL 85LNZLR1WR9SYRVFCH09 | 07/28/2023 | 07/26/2024 | 153 | 396,634 | 2600.26 | | 8,647 | | 6,845 | | 1,696 | | | (1,801) | | | | | |
| Invesco Dynamic Growth Index | | N/A | Equity/Index | AEL 85LNZLR1WR9SYRVFCH09 | 07/28/2023 | 07/28/2025 | 4 | 10,600 | 2600.26 | | 322 | | 289 | | 110 | | | (34) | | | | | |
| S&P 500 Index Option | | N/A | Equity/Index | AEL 85LNZLR1WR9SYRVFCH09 | 07/28/2023 | 07/26/2024 | 702 | 3,216,112 | 4582.23 | | 105,958 | | 83,883 | | 61,556 | | | (22,074) | | | | | |
| S&P 500 Index Option | | N/A | Equity/Index | AEL 85LNZLR1WR9SYRVFCH09 | 07/28/2023 | 07/29/2024 | 586 | 2,686,146 | 4582.23 | | 100,018 | | 79,181 | | 55,078 | | | (20,837) | | | | | |
| S&P 500 Index Option | | N/A | Equity/Index | AEL 85LNZLR1WR9SYRVFCH09 | 07/28/2023 | 07/30/2024 | 632 | 2,894,361 | 4582.23 | | 121,734 | | 96,373 | | 64,624 | | | (25,361) | | | | | |
| SPXDSJN Index Option | | N/A | Equity/Index | AEL 85LNZLR1WR9SYRVFCH09 | 07/28/2023 | 07/26/2024 | 3 | 10,263 | 3281.55 | | 444 | | 352 | | 159 | | | (93) | | | | | |
| S&P 500 Dividend Aristocrats Daily Risk Control 5% Index | | N/A | Equity/Index | AEL 85LNZLR1WR9SYRVFCH09 | 07/28/2023 | 07/26/2024 | 541 | 989,696 | 1831.04 | | 21,278 | | 16,845 | | 4,634 | | | (4,433) | | | | | |
| S&P 500 Dividend Aristocrats Daily Risk Control 5% Index | | N/A | Equity/Index | AEL 85LNZLR1WR9SYRVFCH09 | 07/28/2023 | 07/28/2025 | 83 | 151,236 | 1831.04 | | 4,537 | | 4,064 | | 1,792 | | | (473) | | | | | |
| Franklin Global Trends Index | | N/A | Equity/Index | AEL 85LNZLR1WR9SYRVFCH09 | 07/31/2023 | 07/31/2025 | 248 | 60,375 | 243.75 | | 1,974 | | 1,769 | | 654 | | | (206) | | | | | |
| Invesco Dynamic Growth Index | | N/A | Equity/Index | AEL 85LNZLR1WR9SYRVFCH09 | 07/31/2023 | 07/31/2024 | 158 | 411,130 | 2603.74 | | 9,004 | | 7,128 | | 1,703 | | | (1,876) | | | | | |
| Invesco Dynamic Growth Index | | N/A | Equity/Index | AEL 85LNZLR1WR9SYRVFCH09 | 07/31/2023 | 07/31/2025 | 123 | 321,042 | 2603.74 | | 9,760 | | 8,743 | | 3,244 | | | (1,017) | | | | | |
| S&P 500 Index Option | | N/A | Equity/Index | AEL 85LNZLR1WR9SYRVFCH09 | 07/31/2023 | 07/31/2024 | 698 | 3,203,275 | 4588.96 | | 165,333 | | 130,888 | | 80,352 | | | (34,444) | | | | | |
| SPXDSJN Index Option | | N/A | Equity/Index | AEL 85LNZLR1WR9SYRVFCH09 | 07/31/2023 | 07/31/2024 | 19 | 62,583 | 3281.25 | | 3,058 | | 2,421 | | 1,202 | | | (637) | | | | | |
| S&P 500 Dividend Aristocrats Daily Risk Control 5% Index | | N/A | Equity/Index | AEL 85LNZLR1WR9SYRVFCH09 | 07/31/2023 | 07/31/2024 | 318 | 581,087 | 1830.04 | | 12,472 | | 9,874 | | 2,841 | | | (2,598) | | | | | |

E06.80

STATEMENT AS OF SEPTEMBER 30, 2023 OF THE EAGLE LIFE INSURANCE COMPANY

SCHEDULE DB - PART A - SECTION 1

Showing all Options, Caps, Floors, Collars, Swaps and Forwards Open as of Current Statement Date

| 1 | 2 | 3 | 4 | 5 | 6 | 7 | 8 | 9 | 10 | 11 | 12 | 13 | 14 | 15 | 16 | 17 | 18 | 19 | 20 | 21 | 22 | 23 | |
|--|---|------------------------------|------------------------|---|------------|--------------------------------|---------------------|-----------------|---|--|--|---------------------|-------------------------------|------|------------|---|--|--|---|--------------------|------------------------------------|---|--|
| Description | Description of Item(s) Hedged, Used for Income Generation or Replicated | Schedule/ Exhibit Identifier | Type(s) of Risk(s) (a) | Exchange, Counterparty or Central Clearinghouse | Trade Date | Date of Maturity or Expiration | Number of Contracts | Notional Amount | Strike Price, Rate or Index Received (Paid) | Cumulative Prior Year(s) Initial Cost of Un-discounted Premium (Received) Paid | Current Year Initial Cost of Un-discounted Premium (Received) Paid | Current Year Income | Book/ Adjusted Carrying Value | Code | Fair Value | Unrealized Valuation Increase/ (Decrease) | Total Foreign Exchange Change in B./A.C.V. | Current Year's (Amortization)/ Accretion | Adjustment to Carrying Value of Hedged Item | Potential Exposure | Credit Quality of Reference Entity | Hedge Effectiveness at Inception and at Quarter-end (b) | |
| S&P 500 Dividend Aristocrats Daily Risk Control 5% Index | | N/A | Equity/Index | AEL 85LNZLR1WR9SYRVFCH09 | 07/31/2023 | 07/31/2025 | 135 | 247,350 | 1830.04 | | 7,527 | | 6,743 | | 2,980 | | | (784) | | | | | |
| Invesco Dynamic Growth Index | | N/A | Equity/Index | AEL 85LNZLR1WR9SYRVFCH09 | 07/03/2023 | 07/03/2024 | 232 | 602,070 | 2590.58 | | 13,185 | | 10,438 | | 2,710 | | | (2,747) | | | | | |
| Invesco Dynamic Growth Index | | N/A | Equity/Index | AEL 85LNZLR1WR9SYRVFCH09 | 07/03/2023 | 07/03/2025 | 140 | 361,485 | 2590.58 | | 10,989 | | 9,844 | | 3,952 | | | (1,145) | | | | | |
| S&P 500 Index Option PTPT | | N/A | Equity/Index | AEL 85LNZLR1WR9SYRVFCH09 | 07/03/2023 | 07/03/2024 | 1,097 | 4,888,483 | 4455.59 | | 286,526 | | 226,833 | | 190,052 | | | (59,693) | | | | | |
| SPXDSUN Index Option PTPT | | N/A | Equity/Index | AEL 85LNZLR1WR9SYRVFCH09 | 07/03/2023 | 07/03/2024 | 6 | 18,355 | 3238.85 | | 894 | | 708 | | 422 | | | (186) | | | | | |
| S&P 500 Dividend Aristocrats Daily Risk Control 5% Index | | N/A | Equity/Index | AEL 85LNZLR1WR9SYRVFCH09 | 07/03/2023 | 07/03/2024 | 120 | 217,043 | 1813.74 | | 4,646 | | 3,678 | | 1,319 | | | (968) | | | | | |
| S&P 500 Dividend Aristocrats Daily Risk Control 5% Index | | N/A | Equity/Index | AEL 85LNZLR1WR9SYRVFCH09 | 07/03/2023 | 07/03/2025 | 86 | 155,333 | 1813.74 | | 4,703 | | 4,213 | | 2,197 | | | (490) | | | | | |
| S&P 500 Index Option PTPT | | N/A | Equity/Index | AEL 85LNZLR1WR9SYRVFCH09 | 07/05/2023 | 07/05/2024 | 1,130 | 5,027,013 | 4446.82 | | 268,018 | | 212,181 | | 181,358 | | | (55,837) | | | | | |
| S&P 500 Index Option PTPT | | N/A | Equity/Index | AEL 85LNZLR1WR9SYRVFCH09 | 07/05/2023 | 07/03/2025 | 55 | 243,505 | 4446.82 | | 27,004 | | 24,191 | | 21,014 | | | (2,813) | | | | | |
| S&P 500 Index Option PTPT | | N/A | Equity/Index | AEL 85LNZLR1WR9SYRVFCH09 | 07/05/2023 | 07/05/2028 | 84 | 374,902 | 4446.82 | | 63,972 | | 61,307 | | 56,014 | | | (2,666) | | | | | |
| SPXDSUN Index Option PTPT | | N/A | Equity/Index | AEL 85LNZLR1WR9SYRVFCH09 | 07/05/2023 | 07/05/2024 | 134 | 433,527 | 3231.92 | | 18,999 | | 15,041 | | 9,041 | | | (3,958) | | | | | |
| SPXDSUN Index Option PTPT | | N/A | Equity/Index | AEL 85LNZLR1WR9SYRVFCH09 | 07/06/2023 | 07/05/2024 | 51 | 164,795 | 3223.3 | | 7,794 | | 6,170 | | 4,095 | | | (1,624) | | | | | |
| S&P 500 Dividend Aristocrats Daily Risk Control 5% Index | | N/A | Equity/Index | AEL 85LNZLR1WR9SYRVFCH09 | 07/06/2023 | 07/05/2024 | 599 | 1,080,716 | 1804.25 | | 22,911 | | 18,138 | | 8,022 | | | (4,773) | | | | | |
| S&P 500 Dividend Aristocrats Daily Risk Control 5% Index | | N/A | Equity/Index | AEL 85LNZLR1WR9SYRVFCH09 | 07/06/2023 | 07/03/2025 | 302 | 545,485 | 1804.25 | | 16,092 | | 14,416 | | 8,647 | | | (1,676) | | | | | |
| Franklin Global Trends Index | | N/A | Equity/Index | AEL 85LNZLR1WR9SYRVFCH09 | 07/07/2023 | 07/07/2025 | 994 | 237,861 | 239.18 | | 7,754 | | 6,947 | | 3,862 | | | (808) | | | | | |
| Invesco Dynamic Growth Index | | N/A | Equity/Index | AEL 85LNZLR1WR9SYRVFCH09 | 07/07/2023 | 07/05/2024 | 332 | 847,530 | 2552.59 | | 18,476 | | 14,627 | | 6,708 | | | (3,849) | | | | | |
| Invesco Dynamic Growth Index | | N/A | Equity/Index | AEL 85LNZLR1WR9SYRVFCH09 | 07/07/2023 | 07/07/2025 | 25 | 63,971 | 2552.59 | | 1,945 | | 1,742 | | 976 | | | (203) | | | | | |
| S&P 500 Index Option PTPT | | N/A | Equity/Index | AEL 85LNZLR1WR9SYRVFCH09 | 07/07/2023 | 07/05/2024 | 1,412 | 6,210,736 | 4398.95 | | 273,865 | | 216,810 | | 218,866 | | | (57,055) | | | | | |
| S&P 500 Index Option PTPT | | N/A | Equity/Index | AEL 85LNZLR1WR9SYRVFCH09 | 07/07/2023 | 07/08/2024 | 633 | 2,786,644 | 4398.95 | | 96,689 | | 76,545 | | 78,715 | | | (20,143) | | | | | |
| S&P 500 Index Option PTPT | | N/A | Equity/Index | AEL 85LNZLR1WR9SYRVFCH09 | 07/07/2023 | 07/09/2024 | 596 | 2,622,443 | 4398.95 | | 113,310 | | 89,704 | | 87,618 | | | (23,606) | | | | | |
| SPXDSUN Index Option PTPT | | N/A | Equity/Index | AEL 85LNZLR1WR9SYRVFCH09 | 07/07/2023 | 07/05/2024 | 23 | 75,326 | 3222.06 | | 3,379 | | 2,675 | | 1,768 | | | (704) | | | | | |
| SPXDSUN Index Option PTPT | | N/A | Equity/Index | AEL 85LNZLR1WR9SYRVFCH09 | 07/07/2023 | 07/08/2024 | 11 | 36,680 | 3222.06 | | 1,587 | | 1,257 | | 826 | | | (331) | | | | | |

E06.81

STATEMENT AS OF SEPTEMBER 30, 2023 OF THE EAGLE LIFE INSURANCE COMPANY

SCHEDULE DB - PART A - SECTION 1

Showing all Options, Caps, Floors, Collars, Swaps and Forwards Open as of Current Statement Date

| 1 | 2 | 3 | 4 | 5 | 6 | 7 | 8 | 9 | 10 | 11 | 12 | 13 | 14 | 15 | 16 | 17 | 18 | 19 | 20 | 21 | 22 | 23 | |
|--|---|------------------------------|------------------------|---|-------------|--------------------------------|---------------------|-----------------|---|--|--|---------------------|-------------------------------|------|------------|---|--|--|---|--------------------|------------------------------------|---|--|
| Description | Description of Item(s) Hedged, Used for Income Generation or Replicated | Schedule/ Exhibit Identifier | Type(s) of Risk(s) (a) | Exchange, Counterparty or Central Clearinghouse | Trade Date | Date of Maturity or Expiration | Number of Contracts | Notional Amount | Strike Price, Rate or Index Received (Paid) | Cumulative Prior Year(s) Initial Cost of Un-discounted Premium (Received) Paid | Current Year Initial Cost of Un-discounted Premium (Received) Paid | Current Year Income | Book/ Adjusted Carrying Value | Code | Fair Value | Unrealized Valuation Increase/ (Decrease) | Total Foreign Exchange Change in B./A.C.V. | Current Year's (Amortization)/ Accretion | Adjustment to Carrying Value of Hedged Item | Potential Exposure | Credit Quality of Reference Entity | Hedge Effectiveness at Inception and at Quarter-end (b) | |
| SPX05UN Index Option PTPT | | N/A | Equity/Index | AEL 85LNZLR1WR9SYRVFCH09 | .07/07/2023 | .07/09/2024 | 8 | 25,769 | 3222.06 | | 1,118 | | 885 | | 583 | | | (233) | | | | | |
| S&P 500 Dividend Aristocrats Daily Risk Control 5% Index | | N/A | Equity/Index | AEL 85LNZLR1WR9SYRVFCH09 | .07/05/2023 | .07/05/2024 | 393 | 711,696 | 1809.34 | | 15,159 | | 12,001 | | 4,772 | | | (3,158) | | | | | |
| Franklin Global Trends Index | | N/A | Equity/Index | AEL 85LNZLR1WR9SYRVFCH09 | .07/05/2023 | .07/05/2024 | 668 | 160,755 | 240.64 | | 3,762 | | 2,978 | | 1,061 | | | (784) | | | | | |
| Invesco Dynamic Growth Index | | N/A | Equity/Index | AEL 85LNZLR1WR9SYRVFCH09 | .07/05/2023 | .07/05/2024 | 88 | 228,052 | 2581.85 | | 4,994 | | 3,954 | | 1,183 | | | (1,040) | | | | | |
| Invesco Dynamic Growth Index | | N/A | Equity/Index | AEL 85LNZLR1WR9SYRVFCH09 | .07/05/2023 | .07/03/2025 | 28 | 71,572 | 2581.85 | | 2,176 | | 1,949 | | 846 | | | (227) | | | | | |
| Franklin Global Trends Index | | N/A | Equity/Index | AEL 85LNZLR1WR9SYRVFCH09 | .07/06/2023 | .07/05/2024 | 1,400 | 334,248 | 238.72 | | 7,788 | | 6,165 | | 2,955 | | | (1,622) | | | | | |
| Invesco Dynamic Growth Index | | N/A | Equity/Index | AEL 85LNZLR1WR9SYRVFCH09 | .07/06/2023 | .07/05/2024 | 235 | 602,040 | 2560.15 | | 13,185 | | 10,438 | | 4,287 | | | (2,747) | | | | | |
| Invesco Dynamic Growth Index | | N/A | Equity/Index | AEL 85LNZLR1WR9SYRVFCH09 | .07/06/2023 | .07/03/2025 | 320 | 818,874 | 2560.15 | | 24,730 | | 22,154 | | 11,675 | | | (2,576) | | | | | |
| S&P 500 Index Option PTPT | | N/A | Equity/Index | AEL 85LNZLR1WR9SYRVFCH09 | .07/06/2023 | .07/05/2024 | 1,912 | 8,436,527 | 4411.59 | | 458,849 | | 363,255 | | 343,983 | | | (95,594) | | | | | |
| S&P 500 Dividend Aristocrats Daily Risk Control 5% Index | | N/A | Equity/Index | AEL 85LNZLR1WR9SYRVFCH09 | .07/07/2023 | .07/05/2024 | 922 | 1,662,771 | 1803.3 | | 35,084 | | 27,775 | | 12,577 | | | (7,309) | | | | | |
| S&P 500 Dividend Aristocrats Daily Risk Control 5% Index | | N/A | Equity/Index | AEL 85LNZLR1WR9SYRVFCH09 | .07/07/2023 | .07/07/2025 | 862 | 1,553,975 | 1803.3 | | 45,842 | | 41,067 | | 25,037 | | | (4,775) | | | | | |
| S&P 500 Dividend Aristocrats Daily Risk Control 5% Index | | N/A | Equity/Index | AEL 85LNZLR1WR9SYRVFCH09 | .07/07/2023 | .07/08/2024 | 390 | 702,588 | 1803.3 | | 14,825 | | 11,736 | | 5,373 | | | (3,088) | | | | | |
| S&P 500 Dividend Aristocrats Daily Risk Control 5% Index | | N/A | Equity/Index | AEL 85LNZLR1WR9SYRVFCH09 | .07/07/2023 | .07/09/2024 | 325 | 585,283 | 1803.3 | | 12,349 | | 9,777 | | 4,492 | | | (2,573) | | | | | |
| Invesco Dynamic Growth Index | | N/A | Equity/Index | AEL 85LNZLR1WR9SYRVFCH09 | .07/10/2023 | .07/10/2024 | 100 | 256,743 | 2564.98 | | 5,623 | | 4,451 | | 1,736 | | | (1,171) | | | | | |
| Invesco Dynamic Growth Index | | N/A | Equity/Index | AEL 85LNZLR1WR9SYRVFCH09 | .07/10/2023 | .07/10/2025 | 23 | 57,828 | 2564.98 | | 1,758 | | 1,575 | | 798 | | | (183) | | | | | |
| S&P 500 Index Option PTPT | | N/A | Equity/Index | AEL 85LNZLR1WR9SYRVFCH09 | .07/10/2023 | .07/10/2024 | 726 | 3,200,895 | 4409.53 | | 189,643 | | 150,134 | | 139,252 | | | (39,509) | | | | | |
| S&P 500 Dividend Aristocrats Daily Risk Control 5% Index | | N/A | Equity/Index | AEL 85LNZLR1WR9SYRVFCH09 | .07/10/2023 | .07/10/2024 | 316 | 571,404 | 1807.9 | | 12,171 | | 9,636 | | 4,020 | | | (2,536) | | | | | |
| S&P 500 Dividend Aristocrats Daily Risk Control 5% Index | | N/A | Equity/Index | AEL 85LNZLR1WR9SYRVFCH09 | .07/10/2023 | .07/10/2025 | 120 | 217,195 | 1807.9 | | 6,561 | | 5,878 | | 3,326 | | | (683) | | | | | |
| Franklin Global Trends Index | | N/A | Equity/Index | AEL 85LNZLR1WR9SYRVFCH09 | .07/11/2023 | .07/11/2024 | 646 | 155,363 | 240.58 | | 3,635 | | 2,878 | | 1,058 | | | (757) | | | | | |
| Franklin Global Trends Index | | N/A | Equity/Index | AEL 85LNZLR1WR9SYRVFCH09 | .07/11/2023 | .07/11/2025 | 632 | 152,147 | 240.58 | | 4,975 | | 4,457 | | 2,179 | | | (518) | | | | | |
| Invesco Dynamic Growth Index | | N/A | Equity/Index | AEL 85LNZLR1WR9SYRVFCH09 | .07/11/2023 | .07/11/2024 | 159 | 410,895 | 2582.13 | | 8,999 | | 7,124 | | 2,173 | | | (1,875) | | | | | |

E06.82

STATEMENT AS OF SEPTEMBER 30, 2023 OF THE EAGLE LIFE INSURANCE COMPANY

SCHEDULE DB - PART A - SECTION 1

Showing all Options, Caps, Floors, Collars, Swaps and Forwards Open as of Current Statement Date

| 1 | 2 | 3 | 4 | 5 | 6 | 7 | 8 | 9 | 10 | 11 | 12 | 13 | 14 | 15 | 16 | 17 | 18 | 19 | 20 | 21 | 22 | 23 | |
|--|---|------------------------------|------------------------|---|------------|--------------------------------|---------------------|-----------------|---|--|--|---------------------|-------------------------------|------|------------|---|--|--|---|--------------------|------------------------------------|---|--|
| Description | Description of Item(s) Hedged, Used for Income Generation or Replicated | Schedule/ Exhibit Identifier | Type(s) of Risk(s) (a) | Exchange, Counterparty or Central Clearinghouse | Trade Date | Date of Maturity or Expiration | Number of Contracts | Notional Amount | Strike Price, Rate or Index Received (Paid) | Cumulative Prior Year(s) Initial Cost of Un-discounted Premium (Received) Paid | Current Year Initial Cost of Un-discounted Premium (Received) Paid | Current Year Income | Book/ Adjusted Carrying Value | Code | Fair Value | Unrealized Valuation Increase/ (Decrease) | Total Foreign Exchange Change in B./A.C.V. | Current Year's (Amortization)/ Accretion | Adjustment to Carrying Value of Hedged Item | Potential Exposure | Credit Quality of Reference Entity | Hedge Effectiveness at Inception and at Quarter-end (b) | |
| Invesco Dynamic Growth Index | | N/A | Equity/Index | AEL 85LNZLR1WR9SYRVFCH09 | 07/11/2023 | 07/11/2025 | 34 | 87,300 | 2582.13 | | 2,654 | | 2,377 | | 1,040 | | | (276) | | | | | |
| S&P 500 Index Option | | N/A | Equity/Index | AEL 85LNZLR1WR9SYRVFCH09 | 07/11/2023 | 07/11/2024 | 1,318 | 5,852,883 | 4439.26 | | 283,833 | | 224,701 | | 206,033 | | | (59,132) | | | | | |
| SPXDSUN Index Option | | N/A | Equity/Index | AEL 85LNZLR1WR9SYRVFCH09 | 07/11/2023 | 07/11/2024 | 3 | 10,393 | 3244.72 | | 489 | | 387 | | 225 | | | (102) | | | | | |
| S&P 500 Dividend Aristocrats Daily Risk Control 5% Index | | N/A | Equity/Index | AEL 85LNZLR1WR9SYRVFCH09 | 07/11/2023 | 07/11/2024 | 384 | 697,474 | 1814.94 | | 14,786 | | 11,706 | | 4,275 | | | (3,081) | | | | | |
| S&P 500 Dividend Aristocrats Daily Risk Control 5% Index | | N/A | Equity/Index | AEL 85LNZLR1WR9SYRVFCH09 | 07/11/2023 | 07/11/2025 | 16 | 29,100 | 1814.94 | | 876 | | 785 | | 410 | | | (91) | | | | | |
| S&P 500 Index Option | | N/A | Equity/Index | AEL 85LNZLR1WR9SYRVFCH09 | 07/12/2023 | 07/11/2025 | 47 | 208,113 | 4472.16 | | 17,736 | | 15,888 | | 13,665 | | | (1,847) | | | | | |
| SPXDSUN Index Option | | N/A | Equity/Index | AEL 85LNZLR1WR9SYRVFCH09 | 07/12/2023 | 07/12/2024 | 57 | 184,462 | 3248.53 | | 8,444 | | 6,685 | | 3,804 | | | (1,759) | | | | | |
| S&P 500 Dividend Aristocrats Daily Risk Control 5% Index | | N/A | Equity/Index | AEL 85LNZLR1WR9SYRVFCH09 | 07/12/2023 | 07/12/2024 | 553 | 1,004,756 | 1816.81 | | 21,415 | | 16,954 | | 5,951 | | | (4,462) | | | | | |
| S&P 500 Dividend Aristocrats Daily Risk Control 5% Index | | N/A | Equity/Index | AEL 85LNZLR1WR9SYRVFCH09 | 07/12/2023 | 07/11/2025 | 47 | 85,151 | 1816.81 | | 2,577 | | 2,309 | | 1,173 | | | (268) | | | | | |
| Invesco Dynamic Growth Index | | N/A | Equity/Index | AEL 85LNZLR1WR9SYRVFCH09 | 07/12/2023 | 07/12/2024 | 73 | 190,659 | 2597.34 | | 4,175 | | 3,306 | | 803 | | | (870) | | | | | |
| Invesco Dynamic Growth Index | | N/A | Equity/Index | AEL 85LNZLR1WR9SYRVFCH09 | 07/12/2023 | 07/11/2025 | 46 | 120,386 | 2597.34 | | 3,672 | | 3,289 | | 1,252 | | | (382) | | | | | |
| S&P 500 Index Option | | N/A | Equity/Index | AEL 85LNZLR1WR9SYRVFCH09 | 07/12/2023 | 07/12/2024 | 1,124 | 5,025,664 | 4472.16 | | 241,047 | | 190,829 | | 162,049 | | | (50,218) | | | | | |
| Invesco Dynamic Growth Index | | N/A | Equity/Index | AEL 85LNZLR1WR9SYRVFCH09 | 07/13/2023 | 07/12/2024 | 562 | 1,466,842 | 2610.06 | | 32,124 | | 25,431 | | 5,058 | | | (6,692) | | | | | |
| Invesco Dynamic Growth Index | | N/A | Equity/Index | AEL 85LNZLR1WR9SYRVFCH09 | 07/13/2023 | 07/11/2025 | 178 | 463,363 | 2610.06 | | 14,133 | | 12,660 | | 4,293 | | | (1,472) | | | | | |
| S&P 500 Index Option | | N/A | Equity/Index | AEL 85LNZLR1WR9SYRVFCH09 | 07/13/2023 | 07/12/2024 | 637 | 2,874,536 | 4510.04 | | 133,315 | | 105,541 | | 82,227 | | | (27,774) | | | | | |
| S&P 500 Dividend Aristocrats Daily Risk Control 5% Index | | N/A | Equity/Index | AEL 85LNZLR1WR9SYRVFCH09 | 07/13/2023 | 07/12/2024 | 842 | 1,529,902 | 1818.04 | | 32,616 | | 25,821 | | 8,835 | | | (6,795) | | | | | |
| S&P 500 Dividend Aristocrats Daily Risk Control 5% Index | | N/A | Equity/Index | AEL 85LNZLR1WR9SYRVFCH09 | 07/13/2023 | 07/11/2025 | 141 | 256,852 | 1818.04 | | 7,797 | | 6,985 | | 3,485 | | | (812) | | | | | |
| S&P 500 Index Option | | N/A | Equity/Index | AEL 85LNZLR1WR9SYRVFCH09 | 07/14/2023 | 07/12/2024 | 805 | 3,627,692 | 4505.42 | | 159,978 | | 126,649 | | 101,808 | | | (33,329) | | | | | |
| S&P 500 Index Option | | N/A | Equity/Index | AEL 85LNZLR1WR9SYRVFCH09 | 07/14/2023 | 07/15/2024 | 779 | 3,507,632 | 4505.42 | | 155,522 | | 123,122 | | 96,449 | | | (32,400) | | | | | |
| S&P 500 Index Option | | N/A | Equity/Index | AEL 85LNZLR1WR9SYRVFCH09 | 07/14/2023 | 07/16/2024 | 619 | 2,788,998 | 4505.42 | | 113,492 | | 89,848 | | 72,298 | | | (23,644) | | | | | |
| Franklin Global Trends Index | | N/A | Equity/Index | AEL 85LNZLR1WR9SYRVFCH09 | 07/17/2023 | 07/17/2024 | 635 | 154,423 | 243.06 | | 3,614 | | 2,861 | | 724 | | | (753) | | | | | |
| Invesco Dynamic Growth Index | | N/A | Equity/Index | AEL 85LNZLR1WR9SYRVFCH09 | 07/17/2023 | 07/17/2024 | 1 | 2,910 | 2597.22 | | 64 | | 50 | | 13 | | | (13) | | | | | |

E06.83

STATEMENT AS OF SEPTEMBER 30, 2023 OF THE EAGLE LIFE INSURANCE COMPANY

SCHEDULE DB - PART A - SECTION 1

Showing all Options, Caps, Floors, Collars, Swaps and Forwards Open as of Current Statement Date

| 1 | 2 | 3 | 4 | 5 | 6 | 7 | 8 | 9 | 10 | 11 | 12 | 13 | 14 | 15 | 16 | 17 | 18 | 19 | 20 | 21 | 22 | 23 | |
|--|---|------------------------------|------------------------|---|------------|--------------------------------|---------------------|-----------------|---|--|--|---------------------|-------------------------------|------|------------|---|--|--|---|--------------------|------------------------------------|---|--|
| Description | Description of Item(s) Hedged, Used for Income Generation or Replicated | Schedule/ Exhibit Identifier | Type(s) of Risk(s) (a) | Exchange, Counterparty or Central Clearinghouse | Trade Date | Date of Maturity or Expiration | Number of Contracts | Notional Amount | Strike Price, Rate or Index Received (Paid) | Cumulative Prior Year(s) Initial Cost of Un-discounted Premium (Received) Paid | Current Year Initial Cost of Un-discounted Premium (Received) Paid | Current Year Income | Book/ Adjusted Carrying Value | Code | Fair Value | Unrealized Valuation Increase/ (Decrease) | Total Foreign Exchange Change in B./A.C.V. | Current Year's (Amortization)/ Accretion | Adjustment to Carrying Value of Hedged Item | Potential Exposure | Credit Quality of Reference Entity | Hedge Effectiveness at Inception and at Quarter-end (b) | |
| Invesco Dynamic Growth Index | | N/A | Equity/Index | AEL 85LNZLR1WR9SYRVFCH09 | 07/17/2023 | 07/17/2025 | 385 | 1,000,276 | 2597.22 | | 30,508 | | 27,330 | | 10,506 | | | (3,178) | | | | | |
| S&P 500 Index Option | | N/A | Equity/Index | AEL 85LNZLR1WR9SYRVFCH09 | 07/17/2023 | 07/17/2024 | 649 | 2,937,496 | 4522.79 | | 158,442 | | 125,434 | | 91,216 | | | (33,009) | | | | | |
| S&P 500 Dividend Aristocrats Daily Risk Control 5% Index | | N/A | Equity/Index | AEL 85LNZLR1WR9SYRVFCH09 | 07/17/2023 | 07/17/2024 | 305 | 553,543 | 1816.56 | | 11,790 | | 9,334 | | 3,364 | | | (2,456) | | | | | |
| S&P 500 Dividend Aristocrats Daily Risk Control 5% Index | | N/A | Equity/Index | AEL 85LNZLR1WR9SYRVFCH09 | 07/17/2023 | 07/17/2025 | 58 | 106,076 | 1816.56 | | 3,150 | | 2,822 | | 1,478 | | | (328) | | | | | |
| SPXDSUN Index Option | | N/A | Equity/Index | AEL 85LNZLR1WR9SYRVFCH09 | 07/17/2023 | 07/15/2024 | 91 | 296,622 | 3248.16 | | 12,661 | | 10,023 | | 5,676 | | | (2,638) | | | | | |
| S&P 500 Dividend Aristocrats Daily Risk Control 5% Index | | N/A | Equity/Index | AEL 85LNZLR1WR9SYRVFCH09 | 07/14/2023 | 07/12/2024 | 551 | 1,000,726 | 1816.07 | | 21,313 | | 16,873 | | 6,018 | | | (4,440) | | | | | |
| S&P 500 Dividend Aristocrats Daily Risk Control 5% Index | | N/A | Equity/Index | AEL 85LNZLR1WR9SYRVFCH09 | 07/14/2023 | 07/14/2025 | 89 | 162,094 | 1816.07 | | 4,921 | | 4,408 | | 2,262 | | | (513) | | | | | |
| S&P 500 Dividend Aristocrats Daily Risk Control 5% Index | | N/A | Equity/Index | AEL 85LNZLR1WR9SYRVFCH09 | 07/14/2023 | 07/15/2024 | 1,230 | 2,233,860 | 1816.07 | | 47,762 | | 37,812 | | 13,599 | | | (9,950) | | | | | |
| S&P 500 Dividend Aristocrats Daily Risk Control 5% Index | | N/A | Equity/Index | AEL 85LNZLR1WR9SYRVFCH09 | 07/14/2023 | 07/16/2024 | 315 | 571,292 | 1816.07 | | 12,232 | | 9,684 | | 3,492 | | | (2,548) | | | | | |
| Franklin Global Trends Index | | N/A | Equity/Index | AEL 85LNZLR1WR9SYRVFCH09 | 07/14/2023 | 07/14/2025 | 724 | 176,041 | 242.99 | | 5,774 | | 5,173 | | 2,005 | | | (601) | | | | | |
| Invesco Dynamic Growth Index | | N/A | Equity/Index | AEL 85LNZLR1WR9SYRVFCH09 | 07/14/2023 | 07/12/2024 | 52 | 135,652 | 2593.53 | | 2,971 | | 2,352 | | 606 | | | (619) | | | | | |
| Invesco Dynamic Growth Index | | N/A | Equity/Index | AEL 85LNZLR1WR9SYRVFCH09 | 07/14/2023 | 07/15/2024 | 80 | 206,612 | 2593.53 | | 4,525 | | 3,582 | | 935 | | | (943) | | | | | |
| Invesco Dynamic Growth Index | | N/A | Equity/Index | AEL 85LNZLR1WR9SYRVFCH09 | 07/14/2023 | 07/14/2025 | 157 | 407,944 | 2593.53 | | 12,442 | | 11,146 | | 4,410 | | | (1,296) | | | | | |
| Franklin Global Trends Index | | N/A | Equity/Index | AEL 85LNZLR1WR9SYRVFCH09 | 07/18/2023 | 07/18/2024 | 294 | 71,688 | 243.6 | | 1,677 | | 1,328 | | 309 | | | (349) | | | | | |
| Franklin Global Trends Index | | N/A | Equity/Index | AEL 85LNZLR1WR9SYRVFCH09 | 07/18/2023 | 07/18/2025 | 3,347 | 815,368 | 243.6 | | 26,744 | | 23,958 | | 8,792 | | | (2,786) | | | | | |
| Invesco Dynamic Growth Index | | N/A | Equity/Index | AEL 85LNZLR1WR9SYRVFCH09 | 07/18/2023 | 07/18/2024 | 581 | 1,513,528 | 2607.08 | | 33,146 | | 26,241 | | 5,627 | | | (6,905) | | | | | |
| Invesco Dynamic Growth Index | | N/A | Equity/Index | AEL 85LNZLR1WR9SYRVFCH09 | 07/18/2023 | 07/18/2025 | 542 | 1,414,120 | 2607.08 | | 43,131 | | 38,638 | | 13,607 | | | (4,493) | | | | | |
| S&P 500 Index Option | | N/A | Equity/Index | AEL 85LNZLR1WR9SYRVFCH09 | 07/18/2023 | 07/18/2024 | 1,312 | 5,975,808 | 4554.98 | | 317,120 | | 251,053 | | 171,404 | | | (66,067) | | | | | |
| SPXDSUN Index Option | | N/A | Equity/Index | AEL 85LNZLR1WR9SYRVFCH09 | 07/18/2023 | 07/18/2024 | 51 | 165,832 | 3255.52 | | 7,580 | | 6,001 | | 3,330 | | | (1,579) | | | | | |
| S&P 500 Dividend Aristocrats Daily Risk Control 5% Index | | N/A | Equity/Index | AEL 85LNZLR1WR9SYRVFCH09 | 07/18/2023 | 07/18/2024 | 284 | 516,289 | 1819.14 | | 10,945 | | 8,665 | | 2,989 | | | (2,280) | | | | | |

E06.84

STATEMENT AS OF SEPTEMBER 30, 2023 OF THE EAGLE LIFE INSURANCE COMPANY

SCHEDULE DB - PART A - SECTION 1

Showing all Options, Caps, Floors, Collars, Swaps and Forwards Open as of Current Statement Date

| 1 | 2 | 3 | 4 | 5 | 6 | 7 | 8 | 9 | 10 | 11 | 12 | 13 | 14 | 15 | 16 | 17 | 18 | 19 | 20 | 21 | 22 | 23 | |
|--|---|------------------------------|------------------------|---|------------|--------------------------------|---------------------|-----------------|---|--|--|---------------------|-------------------------------|------|------------|---|--|--|---|--------------------|------------------------------------|---|--|
| Description | Description of Item(s) Hedged, Used for Income Generation or Replicated | Schedule/ Exhibit Identifier | Type(s) of Risk(s) (a) | Exchange, Counterparty or Central Clearinghouse | Trade Date | Date of Maturity or Expiration | Number of Contracts | Notional Amount | Strike Price, Rate or Index Received (Paid) | Cumulative Prior Year(s) Initial Cost of Un-discounted Premium (Received) Paid | Current Year Initial Cost of Un-discounted Premium (Received) Paid | Current Year Income | Book/ Adjusted Carrying Value | Code | Fair Value | Unrealized Valuation Increase/ (Decrease) | Total Foreign Exchange Change in B./A.C.V. | Current Year's (Amortization)/ Accretion | Adjustment to Carrying Value of Hedged Item | Potential Exposure | Credit Quality of Reference Entity | Hedge Effectiveness at Inception and at Quarter-end (b) | |
| S&P 500 Dividend Aristocrats Daily Risk Control 5% Index | | N/A | Equity/Index | AEL 85LNZLR1WR9SYRVFCH09 | 07/18/2023 | 07/18/2025 | 606 | 1,102,297 | 1819.14 | | 32,848 | | 29,427 | | 14,903 | | | (3,422) | | | | | |
| Invesco Dynamic Growth Index | | N/A | Equity/Index | AEL 85LNZLR1WR9SYRVFCH09 | 07/19/2023 | 07/18/2025 | 216 | 564,386 | 2615.14 | | 17,214 | | 15,421 | | 5,044 | | | (1,793) | | | | | |
| S&P 500 Index Option PTPPT | | N/A | Equity/Index | AEL 85LNZLR1WR9SYRVFCH09 | 07/19/2023 | 07/19/2024 | 1,104 | 5,040,663 | 4565.72 | | 242,658 | | 192,104 | | 128,877 | | | (50,554) | | | | | |
| S&P 500 Index Option PTPPT | | N/A | Equity/Index | AEL 85LNZLR1WR9SYRVFCH09 | 07/19/2023 | 07/18/2025 | 65 | 295,004 | 4565.72 | | 24,095 | | 21,585 | | 17,238 | | | (2,510) | | | | | |
| Franklin Global Trends Index | | N/A | Equity/Index | AEL 85LNZLR1WR9SYRVFCH09 | 07/19/2023 | 07/19/2024 | 500 | 121,716 | 243.67 | | 2,848 | | 2,255 | | 520 | | | (593) | | | | | |
| Franklin Global Trends Index | | N/A | Equity/Index | AEL 85LNZLR1WR9SYRVFCH09 | 07/19/2023 | 07/18/2025 | 304 | 74,097 | 243.67 | | 2,423 | | 2,171 | | 793 | | | (252) | | | | | |
| Invesco Dynamic Growth Index | | N/A | Equity/Index | AEL 85LNZLR1WR9SYRVFCH09 | 07/19/2023 | 07/19/2024 | 470 | 1,228,409 | 2615.14 | | 26,902 | | 21,298 | | 4,038 | | | (5,605) | | | | | |
| S&P 500 Index Opt MOPPTPT | | N/A | Equity/Index | AEL 85LNZLR1WR9SYRVFCH09 | 07/19/2023 | 07/19/2024 | 2 | 7,317 | 4565.72 | | 264 | | 209 | | 72 | | | (55) | | | | | |
| SPXDSUN Index Option PTPPT | | N/A | Equity/Index | AEL 85LNZLR1WR9SYRVFCH09 | 07/19/2023 | 07/19/2024 | 74 | 241,104 | 3261.1 | | 10,450 | | 8,273 | | 4,301 | | | (2,177) | | | | | |
| S&P 500 Dividend Aristocrats Daily Risk Control 5% Index | | N/A | Equity/Index | AEL 85LNZLR1WR9SYRVFCH09 | 07/19/2023 | 07/19/2024 | 527 | 960,787 | 1822 | | 20,561 | | 16,277 | | 5,267 | | | (4,284) | | | | | |
| S&P 500 Dividend Aristocrats Daily Risk Control 5% Index | | N/A | Equity/Index | AEL 85LNZLR1WR9SYRVFCH09 | 07/19/2023 | 07/18/2025 | 219 | 398,607 | 1822 | | 12,078 | | 10,820 | | 5,204 | | | (1,258) | | | | | |
| Franklin Global Trends Index | | N/A | Equity/Index | AEL 85LNZLR1WR9SYRVFCH09 | 07/20/2023 | 07/18/2025 | 79 | 19,200 | 242.86 | | 628 | | 562 | | 223 | | | (65) | | | | | |
| Invesco Dynamic Growth Index | | N/A | Equity/Index | AEL 85LNZLR1WR9SYRVFCH09 | 07/20/2023 | 07/19/2024 | 375 | 977,241 | 2604.99 | | 21,402 | | 16,943 | | 3,771 | | | (4,459) | | | | | |
| Invesco Dynamic Growth Index | | N/A | Equity/Index | AEL 85LNZLR1WR9SYRVFCH09 | 07/20/2023 | 07/18/2025 | 213 | 555,547 | 2604.99 | | 16,889 | | 15,129 | | 5,448 | | | (1,759) | | | | | |
| S&P 500 Index Option PTPPT | | N/A | Equity/Index | AEL 85LNZLR1WR9SYRVFCH09 | 07/20/2023 | 07/19/2024 | 781 | 3,543,835 | 4534.87 | | 150,009 | | 118,757 | | 90,343 | | | (31,252) | | | | | |
| S&P 500 Dividend Aristocrats Daily Risk Control 5% Index | | N/A | Equity/Index | AEL 85LNZLR1WR9SYRVFCH09 | 07/20/2023 | 07/19/2024 | 836 | 1,527,734 | 1826.92 | | 32,388 | | 25,640 | | 7,559 | | | (6,747) | | | | | |
| S&P 500 Dividend Aristocrats Daily Risk Control 5% Index | | N/A | Equity/Index | AEL 85LNZLR1WR9SYRVFCH09 | 07/20/2023 | 07/18/2025 | 73 | 134,158 | 1826.92 | | 4,038 | | 3,618 | | 1,648 | | | (421) | | | | | |
| Invesco Dynamic Growth Index | | N/A | Equity/Index | AEL 85LNZLR1WR9SYRVFCH09 | 07/21/2023 | 07/19/2024 | 117 | 304,245 | 2602.6 | | 6,663 | | 5,275 | | 1,218 | | | (1,388) | | | | | |
| Invesco Dynamic Growth Index | | N/A | Equity/Index | AEL 85LNZLR1WR9SYRVFCH09 | 07/21/2023 | 07/21/2025 | 23 | 59,317 | 2602.6 | | 1,803 | | 1,615 | | 597 | | | (188) | | | | | |
| S&P 500 Index Option PTPPT | | N/A | Equity/Index | AEL 85LNZLR1WR9SYRVFCH09 | 07/21/2023 | 07/19/2024 | 712 | 3,230,371 | 4536.34 | | 128,966 | | 102,098 | | 79,584 | | | (26,868) | | | | | |
| S&P 500 Index Option PTPPT | | N/A | Equity/Index | AEL 85LNZLR1WR9SYRVFCH09 | 07/21/2023 | 07/22/2024 | 356 | 1,615,018 | 4536.34 | | 68,135 | | 53,940 | | 40,111 | | | (14,195) | | | | | |
| S&P 500 Index Option PTPPT | | N/A | Equity/Index | AEL 85LNZLR1WR9SYRVFCH09 | 07/21/2023 | 07/23/2024 | 656 | 2,976,086 | 4536.34 | | 151,030 | | 119,565 | | 83,446 | | | (31,465) | | | | | |
| SPXDSUN Index Option PTPPT | | N/A | Equity/Index | AEL 85LNZLR1WR9SYRVFCH09 | 07/21/2023 | 07/19/2024 | 32 | 106,079 | 3274.05 | | 4,676 | | 3,702 | | 1,758 | | | (974) | | | | | |

E06.85

STATEMENT AS OF SEPTEMBER 30, 2023 OF THE EAGLE LIFE INSURANCE COMPANY

SCHEDULE DB - PART A - SECTION 1

Showing all Options, Caps, Floors, Collars, Swaps and Forwards Open as of Current Statement Date

| 1 | 2 | 3 | 4 | 5 | 6 | 7 | 8 | 9 | 10 | 11 | 12 | 13 | 14 | 15 | 16 | 17 | 18 | 19 | 20 | 21 | 22 | 23 | |
|--|---|------------------------------|------------------------|---|-------------|--------------------------------|---------------------|-----------------|---|--|--|---------------------|-------------------------------|------|------------|---|--|--|---|--------------------|------------------------------------|---|--|
| Description | Description of Item(s) Hedged, Used for Income Generation or Replicated | Schedule/ Exhibit Identifier | Type(s) of Risk(s) (a) | Exchange, Counterparty or Central Clearinghouse | Trade Date | Date of Maturity or Expiration | Number of Contracts | Notional Amount | Strike Price, Rate or Index Received (Paid) | Cumulative Prior Year(s) Initial Cost of Un-discounted Premium (Received) Paid | Current Year Initial Cost of Un-discounted Premium (Received) Paid | Current Year Income | Book/ Adjusted Carrying Value | Code | Fair Value | Unrealized Valuation Increase/ (Decrease) | Total Foreign Exchange Change in B./A.C.V. | Current Year's (Amortization)/ Accretion | Adjustment to Carrying Value of Hedged Item | Potential Exposure | Credit Quality of Reference Entity | Hedge Effectiveness at Inception and at Quarter-end (b) | |
| SPXDSUN Index Option PTPT | | N/A | Equity/Index | AEL 85LNZLR1WR9SYRVFCH09 | .07/21/2023 | .07/22/2024 | 11 | 34,596 | 3274.05 | | 1,550 | | 1,227 | | 594 | | | (323) | | | | | |
| SPXDSUN Index Option PTPT | | N/A | Equity/Index | AEL 85LNZLR1WR9SYRVFCH09 | .07/21/2023 | .07/23/2024 | 10 | 33,374 | 3274.05 | | 1,619 | | 1,282 | | 650 | | | (337) | | | | | |
| S&P 500 Dividend Aristocrats Daily Risk Control 5% Index | | N/A | Equity/Index | AEL 85LNZLR1WR9SYRVFCH09 | .07/21/2023 | .07/19/2024 | 526 | 961,044 | 1828.71 | | 20,470 | | 16,206 | | 4,578 | | | (4,265) | | | | | |
| S&P 500 Dividend Aristocrats Daily Risk Control 5% Index | | N/A | Equity/Index | AEL 85LNZLR1WR9SYRVFCH09 | .07/21/2023 | .07/21/2025 | 191 | 349,850 | 1828.71 | | 10,426 | | 9,340 | | 4,222 | | | (1,086) | | | | | |
| S&P 500 Dividend Aristocrats Daily Risk Control 5% Index | | N/A | Equity/Index | AEL 85LNZLR1WR9SYRVFCH09 | .07/21/2023 | .07/22/2024 | 529 | 966,876 | 1828.71 | | 20,594 | | 16,304 | | 4,669 | | | (4,291) | | | | | |
| S&P 500 Dividend Aristocrats Daily Risk Control 5% Index | | N/A | Equity/Index | AEL 85LNZLR1WR9SYRVFCH09 | .07/21/2023 | .07/23/2024 | 421 | 770,730 | 1828.71 | | 16,494 | | 13,057 | | 3,739 | | | (3,436) | | | | | |
| Franklin Global Trends Index | | N/A | Equity/Index | AEL 85LNZLR1WR9SYRVFCH09 | .07/24/2023 | .07/24/2024 | 1,005 | 244,098 | 242.99 | | 5,712 | | 4,522 | | 1,194 | | | (1,190) | | | | | |
| Franklin Global Trends Index | | N/A | Equity/Index | AEL 85LNZLR1WR9SYRVFCH09 | .07/24/2023 | .07/24/2025 | 625 | 151,846 | 242.99 | | 4,965 | | 4,448 | | 1,754 | | | (517) | | | | | |
| Invesco Dynamic Growth Index | | N/A | Equity/Index | AEL 85LNZLR1WR9SYRVFCH09 | .07/24/2023 | .07/24/2024 | 664 | 1,728,285 | 2603.62 | | 37,849 | | 29,964 | | 6,963 | | | (7,885) | | | | | |
| Invesco Dynamic Growth Index | | N/A | Equity/Index | AEL 85LNZLR1WR9SYRVFCH09 | .07/24/2023 | .07/24/2025 | 478 | 1,244,124 | 2603.62 | | 37,946 | | 33,993 | | 12,459 | | | (3,953) | | | | | |
| S&P 500 Index Option PTPT | | N/A | Equity/Index | AEL 85LNZLR1WR9SYRVFCH09 | .07/24/2023 | .07/24/2024 | 808 | 3,680,680 | 4554.64 | | 192,320 | | 152,254 | | 103,436 | | | (40,067) | | | | | |
| S&P 500 Dividend Aristocrats Daily Risk Control 5% Index | | N/A | Equity/Index | AEL 85LNZLR1WR9SYRVFCH09 | .07/24/2023 | .07/24/2024 | 487 | 891,805 | 1830.32 | | 19,047 | | 15,079 | | 4,201 | | | (3,968) | | | | | |
| S&P 500 Dividend Aristocrats Daily Risk Control 5% Index | | N/A | Equity/Index | AEL 85LNZLR1WR9SYRVFCH09 | .07/24/2023 | .07/24/2025 | 100 | 183,901 | 1830.32 | | 5,571 | | 4,991 | | 2,185 | | | (580) | | | | | |
| Franklin Global Trends Index | | N/A | Equity/Index | AEL 85LNZLR1WR9SYRVFCH09 | .07/25/2023 | .07/25/2025 | 648 | 157,500 | 243.19 | | 5,135 | | 4,600 | | 1,787 | | | (535) | | | | | |
| Invesco Dynamic Growth Index | | N/A | Equity/Index | AEL 85LNZLR1WR9SYRVFCH09 | .07/25/2023 | .07/25/2024 | 1,019 | 2,648,712 | 2600.13 | | 58,007 | | 45,922 | | 11,302 | | | (12,085) | | | | | |
| Invesco Dynamic Growth Index | | N/A | Equity/Index | AEL 85LNZLR1WR9SYRVFCH09 | .07/25/2023 | .07/25/2025 | 359 | 932,988 | 2600.13 | | 28,363 | | 25,408 | | 9,654 | | | (2,954) | | | | | |
| S&P 500 Index Option PTPT | | N/A | Equity/Index | AEL 85LNZLR1WR9SYRVFCH09 | .07/25/2023 | .07/25/2024 | 1,072 | 4,894,668 | 4567.46 | | 230,933 | | 182,822 | | 125,352 | | | (48,111) | | | | | |
| SPXDSUN Index Option PTPT | | N/A | Equity/Index | AEL 85LNZLR1WR9SYRVFCH09 | .07/25/2023 | .07/25/2024 | 14 | 46,757 | 3282.35 | | 2,264 | | 1,793 | | 827 | | | (472) | | | | | |
| S&P 500 Dividend Aristocrats Daily Risk Control 5% Index | | N/A | Equity/Index | AEL 85LNZLR1WR9SYRVFCH09 | .07/25/2023 | .07/25/2024 | 498 | 912,677 | 1832.29 | | 19,531 | | 15,462 | | 4,143 | | | (4,069) | | | | | |
| S&P 500 Dividend Aristocrats Daily Risk Control 5% Index | | N/A | Equity/Index | AEL 85LNZLR1WR9SYRVFCH09 | .07/25/2023 | .07/25/2025 | 641 | 1,174,922 | 1832.29 | | 35,600 | | 31,892 | | 13,641 | | | (3,708) | | | | | |

E06.86

STATEMENT AS OF SEPTEMBER 30, 2023 OF THE EAGLE LIFE INSURANCE COMPANY

SCHEDULE DB - PART A - SECTION 1

Showing all Options, Caps, Floors, Collars, Swaps and Forwards Open as of Current Statement Date

| 1 | 2 | 3 | 4 | 5 | 6 | 7 | 8 | 9 | 10 | 11 | 12 | 13 | 14 | 15 | 16 | 17 | 18 | 19 | 20 | 21 | 22 | 23 | |
|--|---|------------------------------|------------------------|---|------------|--------------------------------|---------------------|-----------------|---|--|--|---------------------|-------------------------------|------|------------|---|--|--|---|--------------------|------------------------------------|---|--|
| Description | Description of Item(s) Hedged, Used for Income Generation or Replicated | Schedule/ Exhibit Identifier | Type(s) of Risk(s) (a) | Exchange, Counterparty or Central Clearinghouse | Trade Date | Date of Maturity or Expiration | Number of Contracts | Notional Amount | Strike Price, Rate or Index Received (Paid) | Cumulative Prior Year(s) Initial Cost of Un-discounted Premium (Received) Paid | Current Year Initial Cost of Un-discounted Premium (Received) Paid | Current Year Income | Book/ Adjusted Carrying Value | Code | Fair Value | Unrealized Valuation Increase/ (Decrease) | Total Foreign Exchange Change in B./A.C.V. | Current Year's (Amortization)/ Accretion | Adjustment to Carrying Value of Hedged Item | Potential Exposure | Credit Quality of Reference Entity | Hedge Effectiveness at Inception and at Quarter-end (b) | |
| Invesco Dynamic Growth Index | | N/A | Equity/Index | AEL 85LNZLR1WR9SYRVFCH09 | 07/26/2023 | 07/25/2025 | 135 | 352,832 | 2609.38 | | 10,726 | | 9,609 | | 3,359 | | | (1,117) | | | | | |
| S&P 500 Index Option | | N/A | Equity/Index | AEL 85LNZLR1WR9SYRVFCH09 | 07/26/2023 | 07/26/2024 | 1,892 | 8,638,197 | 4566.75 | | 428,515 | | 339,241 | | 233,762 | | | (89,274) | | | | | |
| Franklin Global Trends Index | | N/A | Equity/Index | AEL 85LNZLR1WR9SYRVFCH09 | 07/26/2023 | 07/25/2025 | 25 | 114,495 | 4566.75 | | 9,978 | | 8,938 | | 6,751 | | | (1,039) | | | | | |
| Franklin Global Trends Index | | N/A | Equity/Index | AEL 85LNZLR1WR9SYRVFCH09 | 07/26/2023 | 07/26/2024 | 2,066 | 503,594 | 243.72 | | 11,734 | | 9,289 | | 2,205 | | | (2,445) | | | | | |
| Invesco Dynamic Growth Index | | N/A | Equity/Index | AEL 85LNZLR1WR9SYRVFCH09 | 07/26/2023 | 07/25/2025 | 384 | 93,570 | 243.72 | | 3,050 | | 2,733 | | 1,007 | | | (318) | | | | | |
| SPXDSUN Index Option | | N/A | Equity/Index | AEL 85LNZLR1WR9SYRVFCH09 | 07/26/2023 | 07/26/2024 | 315 | 821,424 | 2609.38 | | 17,989 | | 14,241 | | 3,054 | | | (3,748) | | | | | |
| S&P 500 Dividend Aristocrats Daily Risk Control 5% Index | | N/A | Equity/Index | AEL 85LNZLR1WR9SYRVFCH09 | 07/26/2023 | 07/26/2024 | 68 | 224,503 | 3286.17 | | 10,253 | | 8,117 | | 3,607 | | | (2,136) | | | | | |
| S&P 500 Dividend Aristocrats Daily Risk Control 5% Index | | N/A | Equity/Index | AEL 85LNZLR1WR9SYRVFCH09 | 07/26/2023 | 07/26/2024 | 557 | 1,021,762 | 1834.16 | | 21,860 | | 17,305 | | 4,478 | | | (4,554) | | | | | |
| S&P 500 Index Option | | N/A | Equity/Index | AEL 85LNZLR1WR9SYRVFCH09 | 07/26/2023 | 07/25/2025 | 45 | 83,077 | 1834.16 | | 2,518 | | 2,256 | | 942 | | | (262) | | | | | |
| SPXDSUN Index Option | | N/A | Equity/Index | AEL 85LNZLR1WR9SYRVFCH09 | 07/27/2023 | 07/26/2024 | 825 | 3,744,178 | 4537.41 | | 155,437 | | 123,055 | | 93,648 | | | (32,383) | | | | | |
| S&P 500 Dividend Aristocrats Daily Risk Control 5% Index | | N/A | Equity/Index | AEL 85LNZLR1WR9SYRVFCH09 | 07/27/2023 | 07/26/2024 | 11 | 34,645 | 3272.45 | | 1,690 | | 1,338 | | 693 | | | (352) | | | | | |
| S&P 500 Dividend Aristocrats Daily Risk Control 5% Index | | N/A | Equity/Index | AEL 85LNZLR1WR9SYRVFCH09 | 07/27/2023 | 07/26/2024 | 451 | 823,451 | 1826.23 | | 17,617 | | 13,947 | | 4,262 | | | (3,670) | | | | | |
| Invesco Dynamic Growth Index | | N/A | Equity/Index | AEL 85LNZLR1WR9SYRVFCH09 | 07/27/2023 | 07/25/2025 | 33 | 59,958 | 1826.23 | | 1,817 | | 1,628 | | 751 | | | (189) | | | | | |
| Invesco Dynamic Growth Index | | N/A | Equity/Index | AEL 85LNZLR1WR9SYRVFCH09 | 07/27/2023 | 07/26/2024 | 200 | 517,976 | 2590.91 | | 11,344 | | 8,980 | | 2,547 | | | (2,363) | | | | | |
| S&P 500 Dividend Aristocrats Daily Risk Control 5% Index | | N/A | Equity/Index | AEL 85LNZLR1WR9SYRVFCH09 | 07/27/2023 | 07/25/2025 | 57 | 147,036 | 2590.91 | | 4,470 | | 4,004 | | 1,651 | | | (466) | | | | | |
| S&P 500 Dividend Aristocrats Daily Risk Control 5% Index | | N/A | Equity/Index | AEL 85LNZLR1WR9SYRVFCH09 | 07/28/2023 | 07/29/2024 | 818 | 1,497,067 | 1831.04 | | 32,187 | | 25,481 | | 7,105 | | | (6,706) | | | | | |
| UST 3.375% 05/15/33 Total Return Options | | N/A | Equity/Index | AEL 85LNZLR1WR9SYRVFCH09 | 07/28/2023 | 07/30/2024 | 418 | 765,036 | 1831.04 | | 16,448 | | 13,022 | | 3,647 | | | (3,427) | | | | | |
| S&P 500 Index Option | | N/A | Equity/Index | AEL 85LNZLR1WR9SYRVFCH09 | 07/05/2023 | 07/05/2024 | 346 | 33,900 | 98 | | 14,500 | | 11,479 | | 537 | | | (3,021) | | | | | |
| SPXDSUN Index Option | | N/A | Equity/Index | AEL 85LNZLR1WR9SYRVFCH09 | 08/01/2023 | 08/01/2024 | 911 | 4,169,438 | 4576.73 | | 248,343 | | 217,300 | | 120,007 | | | (31,043) | | | | | |
| PTPT | | N/A | Equity/Index | AEL 85LNZLR1WR9SYRVFCH09 | 08/01/2023 | 08/01/2024 | 7 | 23,639 | 3278.88 | | 1,112 | | 973 | | 438 | | | (139) | | | | | |

E06.87

STATEMENT AS OF SEPTEMBER 30, 2023 OF THE EAGLE LIFE INSURANCE COMPANY

SCHEDULE DB - PART A - SECTION 1

Showing all Options, Caps, Floors, Collars, Swaps and Forwards Open as of Current Statement Date

| 1 | 2 | 3 | 4 | 5 | 6 | 7 | 8 | 9 | 10 | 11 | 12 | 13 | 14 | 15 | 16 | 17 | 18 | 19 | 20 | 21 | 22 | 23 | |
|--|---|------------------------------|------------------------|---|------------|--------------------------------|---------------------|-----------------|---|--|--|---------------------|-------------------------------|------|------------|---|--|--|---|--------------------|------------------------------------|---|--|
| Description | Description of Item(s) Hedged, Used for Income Generation or Replicated | Schedule/ Exhibit Identifier | Type(s) of Risk(s) (a) | Exchange, Counterparty or Central Clearinghouse | Trade Date | Date of Maturity or Expiration | Number of Contracts | Notional Amount | Strike Price, Rate or Index Received (Paid) | Cumulative Prior Year(s) Initial Cost of Un-discounted Premium (Received) Paid | Current Year Initial Cost of Un-discounted Premium (Received) Paid | Current Year Income | Book/ Adjusted Carrying Value | Code | Fair Value | Unrealized Valuation Increase/ (Decrease) | Total Foreign Exchange Change in B./A.C.V. | Current Year's (Amortization)/ Accretion | Adjustment to Carrying Value of Hedged Item | Potential Exposure | Credit Quality of Reference Entity | Hedge Effectiveness at Inception and at Quarter-end (b) | |
| S&P 500 Dividend Aristocrats Daily Risk Control 5% Index | | N/A | Equity/Index | AEL 85LNZLR1WR9SYRVFCH09 | 08/01/2023 | 08/01/2024 | 603 | 1,103,201 | 1828.44 | | 23,829 | | 20,850 | | 5,599 | | | (2,979) | | | | | |
| S&P 500 Dividend Aristocrats Daily Risk Control 5% Index | | N/A | Equity/Index | AEL 85LNZLR1WR9SYRVFCH09 | 08/01/2023 | 08/01/2025 | 266 | 486,587 | 1828.44 | | 14,744 | | 13,822 | | 5,988 | | | (921) | | | | | |
| Franklin Global Trends Index | | N/A | Equity/Index | AEL 85LNZLR1WR9SYRVFCH09 | 08/01/2023 | 08/01/2024 | 591 | 143,287 | 242.51 | | 3,353 | | 2,934 | | 782 | | | (419) | | | | | |
| Invesco Dynamic Growth Index | | N/A | Equity/Index | AEL 85LNZLR1WR9SYRVFCH09 | 08/01/2023 | 08/01/2024 | 85 | 220,909 | 2597.12 | | 4,838 | | 4,233 | | 1,014 | | | (605) | | | | | |
| Invesco Dynamic Growth Index | | N/A | Equity/Index | AEL 85LNZLR1WR9SYRVFCH09 | 08/01/2023 | 08/01/2025 | 4 | 9,474 | 2597.12 | | 288 | | 270 | | 102 | | | (18) | | | | | |
| Franklin Global Trends Index | | N/A | Equity/Index | AEL 85LNZLR1WR9SYRVFCH09 | 08/02/2023 | 08/02/2024 | 408 | 98,392 | 241.07 | | 2,302 | | 2,015 | | 673 | | | (288) | | | | | |
| Franklin Global Trends Index | | N/A | Equity/Index | AEL 85LNZLR1WR9SYRVFCH09 | 08/02/2023 | 08/01/2025 | 866 | 208,867 | 241.07 | | 6,809 | | 6,383 | | 2,931 | | | (426) | | | | | |
| Invesco Dynamic Growth Index | | N/A | Equity/Index | AEL 85LNZLR1WR9SYRVFCH09 | 08/02/2023 | 08/02/2024 | 267 | 692,019 | 2589.95 | | 15,155 | | 13,261 | | 3,544 | | | (1,894) | | | | | |
| Invesco Dynamic Growth Index | | N/A | Equity/Index | AEL 85LNZLR1WR9SYRVFCH09 | 08/02/2023 | 08/01/2025 | 189 | 490,763 | 2589.95 | | 14,919 | | 13,987 | | 5,607 | | | (932) | | | | | |
| S&P 500 Index Option | | N/A | Equity/Index | AEL 85LNZLR1WR9SYRVFCH09 | 08/02/2023 | 08/02/2024 | 2,060 | 9,296,400 | 4513.39 | | 443,227 | | 387,824 | | 278,905 | | | (55,403) | | | | | |
| S&P 500 Index Option | | N/A | Equity/Index | AEL 85LNZLR1WR9SYRVFCH09 | 08/02/2023 | 08/01/2025 | 73 | 327,780 | 4513.39 | | 26,071 | | 24,441 | | 19,384 | | | (1,629) | | | | | |
| SPXDSUN Index Option | | N/A | Equity/Index | AEL 85LNZLR1WR9SYRVFCH09 | 08/02/2023 | 08/02/2024 | 73 | 238,228 | 3275.52 | | 11,099 | | 9,711 | | 4,485 | | | (1,387) | | | | | |
| S&P 500 Dividend Aristocrats Daily Risk Control 5% Index | | N/A | Equity/Index | AEL 85LNZLR1WR9SYRVFCH09 | 08/02/2023 | 08/02/2024 | 567 | 1,035,204 | 1826.3 | | 22,360 | | 19,565 | | 5,512 | | | (2,795) | | | | | |
| S&P 500 Dividend Aristocrats Daily Risk Control 5% Index | | N/A | Equity/Index | AEL 85LNZLR1WR9SYRVFCH09 | 08/02/2023 | 08/01/2025 | 238 | 435,198 | 1826.3 | | 13,143 | | 12,322 | | 5,498 | | | (821) | | | | | |
| Invesco Dynamic Growth Index | | N/A | Equity/Index | AEL 85LNZLR1WR9SYRVFCH09 | 08/03/2023 | 08/01/2025 | 95 | 246,022 | 2583.09 | | 7,479 | | 7,012 | | 2,983 | | | (467) | | | | | |
| S&P 500 Index Option | | N/A | Equity/Index | AEL 85LNZLR1WR9SYRVFCH09 | 08/03/2023 | 08/02/2024 | 1,188 | 5,348,586 | 4501.89 | | 239,301 | | 209,389 | | 158,273 | | | (29,913) | | | | | |
| SPXDSUN Index Option | | N/A | Equity/Index | AEL 85LNZLR1WR9SYRVFCH09 | 08/03/2023 | 08/02/2024 | 22 | 72,850 | 3268 | | 3,286 | | 2,875 | | 1,390 | | | (411) | | | | | |
| S&P 500 Dividend Aristocrats Daily Risk Control 5% Index | | N/A | Equity/Index | AEL 85LNZLR1WR9SYRVFCH09 | 08/03/2023 | 08/02/2024 | 870 | 1,585,860 | 1821.83 | | 34,096 | | 29,834 | | 9,241 | | | (4,262) | | | | | |
| S&P 500 Index Option | | N/A | Equity/Index | AEL 85LNZLR1WR9SYRVFCH09 | 08/04/2023 | 08/02/2024 | 1,512 | 6,771,759 | 4478.03 | | 235,581 | | 206,133 | | 174,960 | | | (29,448) | | | | | |
| S&P 500 Index Option | | N/A | Equity/Index | AEL 85LNZLR1WR9SYRVFCH09 | 08/04/2023 | 08/05/2024 | 642 | 2,873,718 | 4478.03 | | 110,198 | | 96,423 | | 77,342 | | | (13,775) | | | | | |
| S&P 500 Index Option | | N/A | Equity/Index | AEL 85LNZLR1WR9SYRVFCH09 | 08/04/2023 | 08/06/2024 | 831 | 3,722,154 | 4478.03 | | 192,133 | | 168,116 | | 125,554 | | | (24,017) | | | | | |
| S&P 500 Index Option | | N/A | Equity/Index | AEL 85LNZLR1WR9SYRVFCH09 | 08/07/2023 | 08/07/2024 | 442 | 1,997,053 | 4518.44 | | 121,731 | | 106,515 | | 69,469 | | | (15,216) | | | | | |

E06.88

STATEMENT AS OF SEPTEMBER 30, 2023 OF THE EAGLE LIFE INSURANCE COMPANY

SCHEDULE DB - PART A - SECTION 1

Showing all Options, Caps, Floors, Collars, Swaps and Forwards Open as of Current Statement Date

| 1 | 2 | 3 | 4 | 5 | 6 | 7 | 8 | 9 | 10 | 11 | 12 | 13 | 14 | 15 | 16 | 17 | 18 | 19 | 20 | 21 | 22 | 23 | |
|--|---|------------------------------|------------------------|---|------------|--------------------------------|---------------------|-----------------|---|--|--|---------------------|-------------------------------|------|------------|---|--|--|---|--------------------|------------------------------------|---|--|
| Description | Description of Item(s) Hedged, Used for Income Generation or Replicated | Schedule/ Exhibit Identifier | Type(s) of Risk(s) (a) | Exchange, Counterparty or Central Clearinghouse | Trade Date | Date of Maturity or Expiration | Number of Contracts | Notional Amount | Strike Price, Rate or Index Received (Paid) | Cumulative Prior Year(s) Initial Cost of Un-discounted Premium (Received) Paid | Current Year Initial Cost of Un-discounted Premium (Received) Paid | Current Year Income | Book/ Adjusted Carrying Value | Code | Fair Value | Unrealized Valuation Increase/ (Decrease) | Total Foreign Exchange Change in B./A.C.V. | Current Year's (Amortization)/ Accretion | Adjustment to Carrying Value of Hedged Item | Potential Exposure | Credit Quality of Reference Entity | Hedge Effectiveness at Inception and at Quarter-end (b) | |
| SPXDSUN Index Option PTP | | N/A | Equity/Index | AEL 85LNZLR1WR9SYRVFCH09 | 08/07/2023 | 08/07/2024 | 8 | 27,075 | 3275.01 | | 1,315 | | 1,151 | | 564 | | | (164) | | | | | |
| S&P 500 Dividend Aristocrats Daily Risk Control 5% Index | | N/A | Equity/Index | AEL 85LNZLR1WR9SYRVFCH09 | 08/07/2023 | 08/07/2024 | 182 | 331,395 | 1824.64 | | 7,120 | | 6,230 | | 1,862 | | | (890) | | | | | |
| Franklin Global Trends Index | | N/A | Equity/Index | AEL 85LNZLR1WR9SYRVFCH09 | 08/08/2023 | 08/08/2024 | 137 | 32,918 | 240.97 | | 770 | | 674 | | 233 | | | (96) | | | | | |
| Invesco Dynamic Growth Index | | N/A | Equity/Index | AEL 85LNZLR1WR9SYRVFCH09 | 08/08/2023 | 08/08/2024 | 82 | 213,036 | 2594.02 | | 4,665 | | 4,082 | | 1,051 | | | (583) | | | | | |
| Invesco Dynamic Growth Index | | N/A | Equity/Index | AEL 85LNZLR1WR9SYRVFCH09 | 08/08/2023 | 08/08/2025 | 89 | 230,208 | 2594.02 | | 7,021 | | 6,583 | | 2,562 | | | (439) | | | | | |
| S&P 500 Index Option PTP | | N/A | Equity/Index | AEL 85LNZLR1WR9SYRVFCH09 | 08/08/2023 | 08/08/2024 | 765 | 3,443,861 | 4499.38 | | 210,049 | | 183,793 | | 130,118 | | | (26,256) | | | | | |
| SPXDSUN Index Option PTP | | N/A | Equity/Index | AEL 85LNZLR1WR9SYRVFCH09 | 08/08/2023 | 08/08/2024 | 11 | 35,070 | 3264.36 | | 1,578 | | 1,381 | | 708 | | | (197) | | | | | |
| S&P 500 Dividend Aristocrats Daily Risk Control 5% Index | | N/A | Equity/Index | AEL 85LNZLR1WR9SYRVFCH09 | 08/08/2023 | 08/08/2024 | 173 | 315,091 | 1818.43 | | 6,869 | | 6,010 | | 2,009 | | | (859) | | | | | |
| S&P 500 Dividend Aristocrats Daily Risk Control 5% Index | | N/A | Equity/Index | AEL 85LNZLR1WR9SYRVFCH09 | 08/08/2023 | 08/08/2025 | 16 | 28,724 | 1818.43 | | 873 | | 819 | | 403 | | | (55) | | | | | |
| Franklin Global Trends Index | | N/A | Equity/Index | AEL 85LNZLR1WR9SYRVFCH09 | 08/09/2023 | 08/09/2024 | 1,637 | 394,135 | 240.82 | | 9,223 | | 8,070 | | 2,864 | | | (1,153) | | | | | |
| Franklin Global Trends Index | | N/A | Equity/Index | AEL 85LNZLR1WR9SYRVFCH09 | 08/09/2023 | 08/08/2025 | 281 | 67,698 | 240.82 | | 2,214 | | 2,075 | | 980 | | | (138) | | | | | |
| Invesco Dynamic Growth Index | | N/A | Equity/Index | AEL 85LNZLR1WR9SYRVFCH09 | 08/09/2023 | 08/09/2024 | 619 | 1,604,315 | 2590.61 | | 35,134 | | 30,743 | | 8,347 | | | (4,392) | | | | | |
| Invesco Dynamic Growth Index | | N/A | Equity/Index | AEL 85LNZLR1WR9SYRVFCH09 | 08/09/2023 | 08/08/2025 | 160 | 413,792 | 2590.61 | | 12,621 | | 11,832 | | 4,743 | | | (789) | | | | | |
| S&P 500 Index Option PTP | | N/A | Equity/Index | AEL 85LNZLR1WR9SYRVFCH09 | 08/09/2023 | 08/09/2024 | 1,634 | 7,300,199 | 4467.71 | | 322,696 | | 282,359 | | 234,840 | | | (40,337) | | | | | |
| S&P 500 Index Option PTP | | N/A | Equity/Index | AEL 85LNZLR1WR9SYRVFCH09 | 08/09/2023 | 08/08/2025 | 68 | 303,841 | 4467.71 | | 31,630 | | 29,653 | | 24,293 | | | (1,977) | | | | | |
| SPXDSUN Index Option PTP | | N/A | Equity/Index | AEL 85LNZLR1WR9SYRVFCH09 | 08/09/2023 | 08/09/2024 | 102 | 332,982 | 3263.92 | | 15,273 | | 13,363 | | 6,951 | | | (1,909) | | | | | |
| S&P 500 Dividend Aristocrats Daily Risk Control 5% Index | | N/A | Equity/Index | AEL 85LNZLR1WR9SYRVFCH09 | 08/09/2023 | 08/09/2024 | 786 | 1,428,778 | 1817.91 | | 31,290 | | 27,379 | | 9,238 | | | (3,911) | | | | | |
| S&P 500 Dividend Aristocrats Daily Risk Control 5% Index | | N/A | Equity/Index | AEL 85LNZLR1WR9SYRVFCH09 | 08/09/2023 | 08/08/2025 | 24 | 44,021 | 1817.91 | | 1,347 | | 1,263 | | 621 | | | (84) | | | | | |
| S&P 500 Index Option PTP | | N/A | Equity/Index | AEL 85LNZLR1WR9SYRVFCH09 | 08/10/2023 | 08/09/2024 | 605 | 2,702,473 | 4468.83 | | 94,106 | | 82,343 | | 70,972 | | | (11,763) | | | | | |
| S&P 500 Dividend Aristocrats Daily Risk Control 5% Index | | N/A | Equity/Index | AEL 85LNZLR1WR9SYRVFCH09 | 08/10/2023 | 08/09/2024 | 390 | 708,374 | 1815.35 | | 15,301 | | 13,388 | | 4,812 | | | (1,913) | | | | | |
| Franklin Global Trends Index | | N/A | Equity/Index | AEL 85LNZLR1WR9SYRVFCH09 | 08/10/2023 | 08/09/2024 | 321 | 77,221 | 240.69 | | 1,799 | | 1,574 | | 572 | | | (225) | | | | | |
| Invesco Dynamic Growth Index | | N/A | Equity/Index | AEL 85LNZLR1WR9SYRVFCH09 | 08/10/2023 | 08/09/2024 | 114 | 294,373 | 2583.76 | | 6,447 | | 5,641 | | 1,688 | | | (806) | | | | | |

E06.89

STATEMENT AS OF SEPTEMBER 30, 2023 OF THE EAGLE LIFE INSURANCE COMPANY

SCHEDULE DB - PART A - SECTION 1

Showing all Options, Caps, Floors, Collars, Swaps and Forwards Open as of Current Statement Date

| 1 | 2 | 3 | 4 | 5 | 6 | 7 | 8 | 9 | 10 | 11 | 12 | 13 | 14 | 15 | 16 | 17 | 18 | 19 | 20 | 21 | 22 | 23 | |
|--|---|------------------------------|------------------------|---|------------|--------------------------------|---------------------|-----------------|---|--|--|---------------------|-------------------------------|------|------------|---|--|--|---|--------------------|------------------------------------|---|--|
| Description | Description of Item(s) Hedged, Used for Income Generation or Replicated | Schedule/ Exhibit Identifier | Type(s) of Risk(s) (a) | Exchange, Counterparty or Central Clearinghouse | Trade Date | Date of Maturity or Expiration | Number of Contracts | Notional Amount | Strike Price, Rate or Index Received (Paid) | Cumulative Prior Year(s) Initial Cost of Un-discounted Premium (Received) Paid | Current Year Initial Cost of Un-discounted Premium (Received) Paid | Current Year Income | Book/ Adjusted Carrying Value | Code | Fair Value | Unrealized Valuation Increase/ (Decrease) | Total Foreign Exchange Change in B./A.C.V. | Current Year's (Amortization)/ Accretion | Adjustment to Carrying Value of Hedged Item | Potential Exposure | Credit Quality of Reference Entity | Hedge Effectiveness at Inception and at Quarter-end (b) | |
| Invesco Dynamic Growth Index | | N/A | Equity/Index | AEL 85LNZLR1WR9SYRVFCH09 | 08/10/2023 | 08/08/2025 | 111 | 287,161 | 2583.76 | | 8,758 | | 8,211 | | 3,492 | | | (547) | | | | | |
| S&P 500 Index Option | | N/A | Equity/Index | AEL 85LNZLR1WR9SYRVFCH09 | 08/11/2023 | 08/09/2024 | 1,000 | 4,464,188 | 4464.05 | | 181,746 | | 159,028 | | 136,989 | | | (22,718) | | | | | |
| S&P 500 Index Option | | N/A | Equity/Index | AEL 85LNZLR1WR9SYRVFCH09 | 08/11/2023 | 08/12/2024 | 432 | 1,928,447 | 4464.05 | | 62,643 | | 54,812 | | 48,566 | | | (7,830) | | | | | |
| S&P 500 Index Option | | N/A | Equity/Index | AEL 85LNZLR1WR9SYRVFCH09 | 08/11/2023 | 08/13/2024 | 310 | 1,384,375 | 4464.05 | | 77,373 | | 67,701 | | 51,500 | | | (9,672) | | | | | |
| S&P 500 Index Option | | N/A | Equity/Index | AEL 85LNZLR1WR9SYRVFCH09 | 08/14/2023 | 08/14/2024 | 936 | 4,201,302 | 4489.72 | | 213,492 | | 186,805 | | 143,776 | | | (26,686) | | | | | |
| SPXDSUN Index Option | | N/A | Equity/Index | AEL 85LNZLR1WR9SYRVFCH09 | 08/04/2023 | 08/02/2024 | 16 | 53,786 | 3260.15 | | 2,315 | | 2,026 | | 1,027 | | | (289) | | | | | |
| SPXDSUN Index Option | | N/A | Equity/Index | AEL 85LNZLR1WR9SYRVFCH09 | 08/04/2023 | 08/05/2024 | 100 | 325,494 | 3260.15 | | 12,976 | | 11,354 | | 5,609 | | | (1,622) | | | | | |
| SPXDSUN Index Option | | N/A | Equity/Index | AEL 85LNZLR1WR9SYRVFCH09 | 08/04/2023 | 08/06/2024 | 164 | 533,471 | 3260.15 | | 23,121 | | 20,231 | | 10,398 | | | (2,890) | | | | | |
| S&P 500 Dividend Aristocrats Daily Risk Control 5% Index | | N/A | Equity/Index | AEL 85LNZLR1WR9SYRVFCH09 | 08/04/2023 | 08/02/2024 | 529 | 960,696 | 1817.17 | | 20,569 | | 17,997 | | 6,139 | | | (2,571) | | | | | |
| S&P 500 Dividend Aristocrats Daily Risk Control 5% Index | | N/A | Equity/Index | AEL 85LNZLR1WR9SYRVFCH09 | 08/04/2023 | 08/04/2025 | 67 | 121,410 | 1817.17 | | 3,699 | | 3,468 | | 1,720 | | | (231) | | | | | |
| S&P 500 Dividend Aristocrats Daily Risk Control 5% Index | | N/A | Equity/Index | AEL 85LNZLR1WR9SYRVFCH09 | 08/04/2023 | 08/05/2024 | 435 | 790,978 | 1817.17 | | 17,002 | | 14,877 | | 5,112 | | | (2,125) | | | | | |
| S&P 500 Dividend Aristocrats Daily Risk Control 5% Index | | N/A | Equity/Index | AEL 85LNZLR1WR9SYRVFCH09 | 08/04/2023 | 08/06/2024 | 473 | 860,040 | 1817.17 | | 18,513 | | 16,199 | | 5,579 | | | (2,314) | | | | | |
| Franklin Global Trends Index | | N/A | Equity/Index | AEL 85LNZLR1WR9SYRVFCH09 | 08/04/2023 | 08/02/2024 | 994 | 239,747 | 241.13 | | 5,586 | | 4,888 | | 1,625 | | | (698) | | | | | |
| Franklin Global Trends Index | | N/A | Equity/Index | AEL 85LNZLR1WR9SYRVFCH09 | 08/04/2023 | 08/04/2025 | 941 | 227,022 | 241.13 | | 7,424 | | 6,960 | | 3,179 | | | (464) | | | | | |
| Invesco Dynamic Growth Index | | N/A | Equity/Index | AEL 85LNZLR1WR9SYRVFCH09 | 08/04/2023 | 08/02/2024 | 226 | 586,532 | 2591.97 | | 12,845 | | 11,239 | | 2,917 | | | (1,606) | | | | | |
| Invesco Dynamic Growth Index | | N/A | Equity/Index | AEL 85LNZLR1WR9SYRVFCH09 | 08/04/2023 | 08/04/2025 | 257 | 667,320 | 2591.97 | | 20,353 | | 19,081 | | 7,521 | | | (1,272) | | | | | |
| SPXDSUN Index Option | | N/A | Equity/Index | AEL 85LNZLR1WR9SYRVFCH09 | 08/11/2023 | 08/13/2024 | 1 | 2,657 | 3262.39 | | 132 | | 116 | | 62 | | | (17) | | | | | |
| S&P 500 Dividend Aristocrats Daily Risk Control 5% Index | | N/A | Equity/Index | AEL 85LNZLR1WR9SYRVFCH09 | 08/11/2023 | 08/09/2024 | 507 | 920,238 | 1816.5 | | 19,969 | | 17,473 | | 6,114 | | | (2,496) | | | | | |
| S&P 500 Dividend Aristocrats Daily Risk Control 5% Index | | N/A | Equity/Index | AEL 85LNZLR1WR9SYRVFCH09 | 08/11/2023 | 08/11/2025 | 144 | 261,275 | 1816.5 | | 7,838 | | 7,348 | | 3,765 | | | (490) | | | | | |
| S&P 500 Dividend Aristocrats Daily Risk Control 5% Index | | N/A | Equity/Index | AEL 85LNZLR1WR9SYRVFCH09 | 08/11/2023 | 08/12/2024 | 905 | 1,644,022 | 1816.5 | | 35,675 | | 31,216 | | 11,042 | | | (4,459) | | | | | |

E06.90

STATEMENT AS OF SEPTEMBER 30, 2023 OF THE EAGLE LIFE INSURANCE COMPANY

SCHEDULE DB - PART A - SECTION 1

Showing all Options, Caps, Floors, Collars, Swaps and Forwards Open as of Current Statement Date

| 1 | 2 | 3 | 4 | 5 | 6 | 7 | 8 | 9 | 10 | 11 | 12 | 13 | 14 | 15 | 16 | 17 | 18 | 19 | 20 | 21 | 22 | 23 | |
|--|---|------------------------------|------------------------|---|------------|--------------------------------|---------------------|-----------------|---|--|--|---------------------|-------------------------------|------|------------|---|--|--|---|--------------------|------------------------------------|---|--|
| Description | Description of Item(s) Hedged, Used for Income Generation or Replicated | Schedule/ Exhibit Identifier | Type(s) of Risk(s) (a) | Exchange, Counterparty or Central Clearinghouse | Trade Date | Date of Maturity or Expiration | Number of Contracts | Notional Amount | Strike Price, Rate or Index Received (Paid) | Cumulative Prior Year(s) Initial Cost of Un-discounted Premium (Received) Paid | Current Year Initial Cost of Un-discounted Premium (Received) Paid | Current Year Income | Book/ Adjusted Carrying Value | Code | Fair Value | Unrealized Valuation Increase/ (Decrease) | Total Foreign Exchange Change in B./A.C.V. | Current Year's (Amortization)/ Accretion | Adjustment to Carrying Value of Hedged Item | Potential Exposure | Credit Quality of Reference Entity | Hedge Effectiveness at Inception and at Quarter-end (b) | |
| S&P 500 Dividend Aristocrats Daily Risk Control 5% Index | | N/A | Equity/Index | AEL 85LNZLR1WR9SYRVFCH09 | 08/11/2023 | 08/12/2025 | 5 | 8,645 | 1816.5 | | 259 | | 243 | | 125 | | | (16) | | | | | |
| S&P 500 Dividend Aristocrats Daily Risk Control 5% Index | | N/A | Equity/Index | AEL 85LNZLR1WR9SYRVFCH09 | 08/11/2023 | 08/13/2024 | 397 | 720,602 | 1816.5 | | 15,637 | | 13,682 | | 4,857 | | | (1,955) | | | | | |
| Franklin Global Trends Index | | N/A | Equity/Index | AEL 85LNZLR1WR9SYRVFCH09 | 08/11/2023 | 08/09/2024 | 715 | 171,722 | 240.12 | | 4,001 | | 3,501 | | 1,381 | | | (500) | | | | | |
| Invesco Dynamic Growth Index | | N/A | Equity/Index | AEL 85LNZLR1WR9SYRVFCH09 | 08/11/2023 | 08/09/2024 | 144 | 372,035 | 2577.6 | | 8,148 | | 7,129 | | 2,325 | | | (1,018) | | | | | |
| Invesco Dynamic Growth Index | | N/A | Equity/Index | AEL 85LNZLR1WR9SYRVFCH09 | 08/11/2023 | 08/11/2025 | 57 | 147,536 | 2577.6 | | 4,485 | | 4,205 | | 1,897 | | | (280) | | | | | |
| SPXDSUN Index Option | | N/A | Equity/Index | AEL 85LNZLR1WR9SYRVFCH09 | 08/14/2023 | 08/14/2024 | 3 | 11,171 | 3260.76 | | 509 | | 446 | | 238 | | | (64) | | | | | |
| S&P 500 Dividend Aristocrats Daily Risk Control 5% Index | | N/A | Equity/Index | AEL 85LNZLR1WR9SYRVFCH09 | 08/14/2023 | 08/14/2024 | 425 | 770,910 | 1814.78 | | 16,806 | | 14,705 | | 5,389 | | | (2,101) | | | | | |
| S&P 500 Dividend Aristocrats Daily Risk Control 5% Index | | N/A | Equity/Index | AEL 85LNZLR1WR9SYRVFCH09 | 08/14/2023 | 08/14/2025 | 80 | 145,500 | 1814.78 | | 4,438 | | 4,160 | | 2,148 | | | (277) | | | | | |
| Franklin Global Trends Index | | N/A | Equity/Index | AEL 85LNZLR1WR9SYRVFCH09 | 08/14/2023 | 08/14/2024 | 190 | 45,640 | 239.73 | | 1,068 | | 934 | | 394 | | | (133) | | | | | |
| Invesco Dynamic Growth Index | | N/A | Equity/Index | AEL 85LNZLR1WR9SYRVFCH09 | 08/14/2023 | 08/14/2024 | 353 | 907,635 | 2573.31 | | 19,877 | | 17,393 | | 6,109 | | | (2,485) | | | | | |
| Invesco Dynamic Growth Index | | N/A | Equity/Index | AEL 85LNZLR1WR9SYRVFCH09 | 08/14/2023 | 08/14/2025 | 424 | 1,092,009 | 2573.31 | | 33,197 | | 31,122 | | 14,609 | | | (2,075) | | | | | |
| S&P 500 Index Option | | N/A | Equity/Index | AEL 85LNZLR1WR9SYRVFCH09 | 08/15/2023 | 08/15/2024 | 662 | 2,935,738 | 4437.86 | | 162,465 | | 142,157 | | 121,510 | | | (20,308) | | | | | |
| S&P 500 Index Option | | N/A | Equity/Index | AEL 85LNZLR1WR9SYRVFCH09 | 08/15/2023 | 08/15/2025 | 52 | 230,949 | 4437.86 | | 12,425 | | 11,648 | | 10,832 | | | (777) | | | | | |
| S&P 500 Dividend Aristocrats Daily Risk Control 5% Index | | N/A | Equity/Index | AEL 85LNZLR1WR9SYRVFCH09 | 08/15/2023 | 08/15/2024 | 331 | 597,736 | 1804.27 | | 13,031 | | 11,402 | | 5,095 | | | (1,629) | | | | | |
| S&P 500 Dividend Aristocrats Daily Risk Control 5% Index | | N/A | Equity/Index | AEL 85LNZLR1WR9SYRVFCH09 | 08/15/2023 | 08/15/2025 | 823 | 1,485,056 | 1804.27 | | 45,294 | | 42,463 | | 24,788 | | | (2,831) | | | | | |
| Franklin Global Trends Index | | N/A | Equity/Index | AEL 85LNZLR1WR9SYRVFCH09 | 08/15/2023 | 08/15/2024 | 947 | 225,996 | 238.58 | | 5,288 | | 4,627 | | 2,292 | | | (661) | | | | | |
| Franklin Global Trends Index | | N/A | Equity/Index | AEL 85LNZLR1WR9SYRVFCH09 | 08/15/2023 | 08/15/2025 | 268 | 64,000 | 238.58 | | 2,093 | | 1,962 | | 1,143 | | | (131) | | | | | |
| Invesco Dynamic Growth Index | | N/A | Equity/Index | AEL 85LNZLR1WR9SYRVFCH09 | 08/15/2023 | 08/15/2024 | 357 | 912,626 | 2557.58 | | 19,987 | | 17,488 | | 7,585 | | | (2,498) | | | | | |
| Invesco Dynamic Growth Index | | N/A | Equity/Index | AEL 85LNZLR1WR9SYRVFCH09 | 08/15/2023 | 08/15/2025 | 361 | 923,224 | 2557.58 | | 28,066 | | 26,312 | | 14,076 | | | (1,754) | | | | | |
| S&P 500 Index Option | | N/A | Equity/Index | AEL 85LNZLR1WR9SYRVFCH09 | 08/16/2023 | 08/16/2024 | 842 | 3,709,079 | 4404.33 | | 162,509 | | 142,195 | | 133,060 | | | (20,314) | | | | | |
| S&P 500 Index Option | | N/A | Equity/Index | AEL 85LNZLR1WR9SYRVFCH09 | 08/16/2023 | 08/15/2025 | 29 | 128,860 | 4404.33 | | 12,422 | | 11,646 | | 10,202 | | | (776) | | | | | |
| S&P Digital | | N/A | Equity/Index | AEL 85LNZLR1WR9SYRVFCH09 | 08/16/2023 | 08/16/2024 | 1 | 6,112 | 4404.33 | | 64 | | 56 | | 59 | | | (8) | | | | | |

E06.91

STATEMENT AS OF SEPTEMBER 30, 2023 OF THE EAGLE LIFE INSURANCE COMPANY

SCHEDULE DB - PART A - SECTION 1

Showing all Options, Caps, Floors, Collars, Swaps and Forwards Open as of Current Statement Date

| 1 | 2 | 3 | 4 | 5 | 6 | 7 | 8 | 9 | 10 | 11 | 12 | 13 | 14 | 15 | 16 | 17 | 18 | 19 | 20 | 21 | 22 | 23 | |
|--|---|------------------------------|------------------------|---|------------|--------------------------------|---------------------|-----------------|---|--|--|---------------------|-------------------------------|------|------------|---|--|--|---|--------------------|------------------------------------|---|--|
| Description | Description of Item(s) Hedged, Used for Income Generation or Replicated | Schedule/ Exhibit Identifier | Type(s) of Risk(s) (a) | Exchange, Counterparty or Central Clearinghouse | Trade Date | Date of Maturity or Expiration | Number of Contracts | Notional Amount | Strike Price, Rate or Index Received (Paid) | Cumulative Prior Year(s) Initial Cost of Un-discounted Premium (Received) Paid | Current Year Initial Cost of Un-discounted Premium (Received) Paid | Current Year Income | Book/ Adjusted Carrying Value | Code | Fair Value | Unrealized Valuation Increase/ (Decrease) | Total Foreign Exchange Change in B./A.C.V. | Current Year's (Amortization)/ Accretion | Adjustment to Carrying Value of Hedged Item | Potential Exposure | Credit Quality of Reference Entity | Hedge Effectiveness at Inception and at Quarter-end (b) | |
| SPXDSUN Index Option PTPT | | N/A | Equity/Index | AEL 85LNZLR1WR9SYRVFCH09 | 08/16/2023 | 08/16/2024 | 111 | 360,875 | 3237.9 | | 16,682 | | 14,596 | | 9,277 | | | (2,085) | | | | | |
| S&P 500 Dividend Aristocrats Daily Risk Control 5% Index | | N/A | Equity/Index | AEL 85LNZLR1WR9SYRVFCH09 | 08/16/2023 | 08/16/2024 | 320 | 575,895 | 1801.51 | | 12,670 | | 11,086 | | 5,175 | | | (1,584) | | | | | |
| S&P 500 Dividend Aristocrats Daily Risk Control 5% Index | | N/A | Equity/Index | AEL 85LNZLR1WR9SYRVFCH09 | 08/16/2023 | 08/15/2025 | 435 | 784,312 | 1801.51 | | 23,922 | | 22,426 | | 13,509 | | | (1,495) | | | | | |
| Invesco Dynamic Growth Index | | N/A | Equity/Index | AEL 85LNZLR1WR9SYRVFCH09 | 08/16/2023 | 08/16/2024 | 93 | 235,817 | 2548.14 | | 5,164 | | 4,519 | | 2,216 | | | (646) | | | | | |
| Invesco Dynamic Growth Index | | N/A | Equity/Index | AEL 85LNZLR1WR9SYRVFCH09 | 08/16/2023 | 08/15/2025 | 287 | 730,481 | 2548.14 | | 22,207 | | 20,819 | | 12,017 | | | (1,388) | | | | | |
| S&P 500 Index Option | | N/A | Equity/Index | AEL 85LNZLR1WR9SYRVFCH09 | 08/17/2023 | 08/16/2024 | 922 | 4,027,786 | 4370.36 | | 174,713 | | 152,874 | | 153,838 | | | (21,839) | | | | | |
| SPXDSUN Index Option PTPT | | N/A | Equity/Index | AEL 85LNZLR1WR9SYRVFCH09 | 08/17/2023 | 08/16/2024 | 60 | 195,264 | 3227.97 | | 9,353 | | 8,184 | | 5,554 | | | (1,169) | | | | | |
| S&P 500 Dividend Aristocrats Daily Risk Control 5% Index | | N/A | Equity/Index | AEL 85LNZLR1WR9SYRVFCH09 | 08/17/2023 | 08/16/2024 | 364 | 654,027 | 1795.71 | | 14,258 | | 12,476 | | 6,512 | | | (1,782) | | | | | |
| S&P 500 Dividend Aristocrats Daily Risk Control 5% Index | | N/A | Equity/Index | AEL 85LNZLR1WR9SYRVFCH09 | 08/17/2023 | 08/15/2025 | 4 | 6,790 | 1795.71 | | 206 | | 193 | | 125 | | | (13) | | | | | |
| Invesco Dynamic Growth Index | | N/A | Equity/Index | AEL 85LNZLR1WR9SYRVFCH09 | 08/17/2023 | 08/16/2024 | 76 | 193,095 | 2539.41 | | 4,229 | | 3,700 | | 2,022 | | | (529) | | | | | |
| Invesco Dynamic Growth Index | | N/A | Equity/Index | AEL 85LNZLR1WR9SYRVFCH09 | 08/17/2023 | 08/15/2025 | 64 | 163,235 | 2539.41 | | 4,946 | | 4,637 | | 2,878 | | | (309) | | | | | |
| S&P 500 Index Option | | N/A | Equity/Index | AEL 85LNZLR1WR9SYRVFCH09 | 08/18/2023 | 08/16/2024 | 806 | 3,521,296 | 4369.71 | | 113,682 | | 99,472 | | 105,439 | | | (14,210) | | | | | |
| S&P 500 Index Option | | N/A | Equity/Index | AEL 85LNZLR1WR9SYRVFCH09 | 08/18/2023 | 08/19/2024 | 393 | 1,716,082 | 4369.71 | | 61,789 | | 54,066 | | 54,919 | | | (7,724) | | | | | |
| Invesco Dynamic Growth Index | | N/A | Equity/Index | AEL 85LNZLR1WR9SYRVFCH09 | 08/18/2023 | 08/19/2024 | 185 | 470,905 | 2544.54 | | 10,313 | | 9,024 | | 4,661 | | | (1,289) | | | | | |
| Invesco Dynamic Growth Index | | N/A | Equity/Index | AEL 85LNZLR1WR9SYRVFCH09 | 08/18/2023 | 08/18/2025 | 249 | 633,600 | 2544.54 | | 19,261 | | 18,058 | | 10,756 | | | (1,204) | | | | | |
| S&P 500 Index Option | | N/A | Equity/Index | AEL 85LNZLR1WR9SYRVFCH09 | 08/21/2023 | 08/21/2024 | 1,052 | 4,627,571 | 4399.77 | | 239,642 | | 209,686 | | 194,870 | | | (29,955) | | | | | |
| SPXDSUN Index Option PTPT | | N/A | Equity/Index | AEL 85LNZLR1WR9SYRVFCH09 | 08/21/2023 | 08/21/2024 | 14 | 43,555 | 3223.84 | | 1,839 | | 1,609 | | 1,117 | | | (230) | | | | | |
| S&P 500 Dividend Aristocrats Daily Risk Control 5% Index | | N/A | Equity/Index | AEL 85LNZLR1WR9SYRVFCH09 | 08/21/2023 | 08/21/2024 | 576 | 1,032,640 | 1792.33 | | 22,284 | | 19,499 | | 11,049 | | | (2,786) | | | | | |
| S&P 500 Dividend Aristocrats Daily Risk Control 5% Index | | N/A | Equity/Index | AEL 85LNZLR1WR9SYRVFCH09 | 08/21/2023 | 08/21/2025 | 261 | 468,506 | 1792.33 | | 14,313 | | 13,419 | | 8,998 | | | (895) | | | | | |
| Franklin Global Trends Index | | N/A | Equity/Index | AEL 85LNZLR1WR9SYRVFCH09 | 08/21/2023 | 08/21/2025 | 677 | 160,446 | 237.03 | | 5,231 | | 4,904 | | 3,291 | | | (327) | | | | | |
| Invesco Dynamic Growth Index | | N/A | Equity/Index | AEL 85LNZLR1WR9SYRVFCH09 | 08/21/2023 | 08/21/2024 | 83 | 211,272 | 2538.23 | | 4,627 | | 4,049 | | 2,269 | | | (578) | | | | | |
| Invesco Dynamic Growth Index | | N/A | Equity/Index | AEL 85LNZLR1WR9SYRVFCH09 | 08/21/2023 | 08/21/2025 | 219 | 555,783 | 2538.23 | | 16,896 | | 15,840 | | 9,941 | | | (1,056) | | | | | |

E06.92

STATEMENT AS OF SEPTEMBER 30, 2023 OF THE EAGLE LIFE INSURANCE COMPANY

SCHEDULE DB - PART A - SECTION 1

Showing all Options, Caps, Floors, Collars, Swaps and Forwards Open as of Current Statement Date

| 1 | 2 | 3 | 4 | 5 | 6 | 7 | 8 | 9 | 10 | 11 | 12 | 13 | 14 | 15 | 16 | 17 | 18 | 19 | 20 | 21 | 22 | 23 | |
|--|---|------------------------------|------------------------|---|------------|--------------------------------|---------------------|-----------------|---|--|--|---------------------|-------------------------------|------|------------|---|--|--|---|--------------------|------------------------------------|---|--|
| Description | Description of Item(s) Hedged, Used for Income Generation or Replicated | Schedule/ Exhibit Identifier | Type(s) of Risk(s) (a) | Exchange, Counterparty or Central Clearinghouse | Trade Date | Date of Maturity or Expiration | Number of Contracts | Notional Amount | Strike Price, Rate or Index Received (Paid) | Cumulative Prior Year(s) Initial Cost of Un-discounted Premium (Received) Paid | Current Year Initial Cost of Un-discounted Premium (Received) Paid | Current Year Income | Book/ Adjusted Carrying Value | Code | Fair Value | Unrealized Valuation Increase/ (Decrease) | Total Foreign Exchange Change in B./A.C.V. | Current Year's (Amortization)/ Accretion | Adjustment to Carrying Value of Hedged Item | Potential Exposure | Credit Quality of Reference Entity | Hedge Effectiveness at Inception and at Quarter-end (b) | |
| S&P 500 Index Option PTPT | | N/A | Equity/Index | AEL 85LNZLR1WR9SYRVFCH09 | 08/22/2023 | 08/22/2024 | 442 | 1,938,438 | 4387.55 | | 115,995 | | 101,496 | | 93,361 | | | (14,499) | | | | | |
| S&P 500 Index Option PTPT | | N/A | Equity/Index | AEL 85LNZLR1WR9SYRVFCH09 | 08/18/2023 | 08/20/2024 | 570 | 2,490,188 | 4369.71 | | 105,889 | | 92,653 | | 91,483 | | | (13,236) | | | | | |
| SPXDSUN Index Option PTPT | | N/A | Equity/Index | AEL 85LNZLR1WR9SYRVFCH09 | 08/18/2023 | 08/16/2024 | 19 | 60,083 | 3230.19 | | 2,707 | | 2,369 | | 1,602 | | | (338) | | | | | |
| SPXDSUN Index Option PTPT | | N/A | Equity/Index | AEL 85LNZLR1WR9SYRVFCH09 | 08/18/2023 | 08/19/2024 | 14 | 45,247 | 3230.19 | | 1,968 | | 1,722 | | 1,160 | | | (246) | | | | | |
| SPXDSUN Index Option PTPT | | N/A | Equity/Index | AEL 85LNZLR1WR9SYRVFCH09 | 08/18/2023 | 08/20/2024 | 1 | 2,587 | 3230.19 | | 127 | | 111 | | 77 | | | (16) | | | | | |
| S&P 500 Dividend Aristocrats Daily Risk Control 5% Index | | N/A | Equity/Index | AEL 85LNZLR1WR9SYRVFCH09 | 08/18/2023 | 08/16/2024 | 668 | 1,200,463 | 1796.67 | | 26,170 | | 22,899 | | 11,754 | | | (3,271) | | | | | |
| S&P 500 Dividend Aristocrats Daily Risk Control 5% Index | | N/A | Equity/Index | AEL 85LNZLR1WR9SYRVFCH09 | 08/18/2023 | 08/18/2025 | 186 | 333,767 | 1796.67 | | 9,980 | | 9,356 | | 6,090 | | | (624) | | | | | |
| S&P 500 Dividend Aristocrats Daily Risk Control 5% Index | | N/A | Equity/Index | AEL 85LNZLR1WR9SYRVFCH09 | 08/18/2023 | 08/19/2024 | 673 | 1,209,614 | 1796.67 | | 26,370 | | 23,073 | | 11,943 | | | (3,296) | | | | | |
| S&P 500 Dividend Aristocrats Daily Risk Control 5% Index | | N/A | Equity/Index | AEL 85LNZLR1WR9SYRVFCH09 | 08/18/2023 | 08/20/2024 | 198 | 355,563 | 1796.67 | | 7,751 | | 6,782 | | 3,520 | | | (969) | | | | | |
| Franklin Global Trends Index | | N/A | Equity/Index | AEL 85LNZLR1WR9SYRVFCH09 | 08/18/2023 | 08/16/2024 | 304 | 72,199 | 237.32 | | 1,682 | | 1,472 | | 867 | | | (210) | | | | | |
| Invesco Dynamic Growth Index | | N/A | Equity/Index | AEL 85LNZLR1WR9SYRVFCH09 | 08/18/2023 | 08/16/2024 | 205 | 522,688 | 2544.54 | | 11,447 | | 10,016 | | 5,137 | | | (1,431) | | | | | |
| S&P 500 Dividend Aristocrats Daily Risk Control 5% Index | | N/A | Equity/Index | AEL 85LNZLR1WR9SYRVFCH09 | 08/22/2023 | 08/22/2024 | 272 | 486,373 | 1791.13 | | 10,652 | | 9,320 | | 5,325 | | | (1,331) | | | | | |
| S&P 500 Dividend Aristocrats Daily Risk Control 5% Index | | N/A | Equity/Index | AEL 85LNZLR1WR9SYRVFCH09 | 08/22/2023 | 08/22/2025 | 41 | 73,852 | 1791.13 | | 2,216 | | 2,077 | | 1,439 | | | (138) | | | | | |
| Franklin Global Trends Index | | N/A | Equity/Index | AEL 85LNZLR1WR9SYRVFCH09 | 08/22/2023 | 08/22/2024 | 356 | 84,338 | 237.05 | | 1,965 | | 1,719 | | 1,062 | | | (246) | | | | | |
| Invesco Dynamic Growth Index | | N/A | Equity/Index | AEL 85LNZLR1WR9SYRVFCH09 | 08/22/2023 | 08/22/2024 | 278 | 703,696 | 2529.86 | | 15,411 | | 13,485 | | 8,367 | | | (1,926) | | | | | |
| Invesco Dynamic Growth Index | | N/A | Equity/Index | AEL 85LNZLR1WR9SYRVFCH09 | 08/22/2023 | 08/22/2025 | 273 | 691,201 | 2529.86 | | 20,943 | | 19,634 | | 13,202 | | | (1,309) | | | | | |
| S&P 500 Index Option PTPT | | N/A | Equity/Index | AEL 85LNZLR1WR9SYRVFCH09 | 08/23/2023 | 08/23/2024 | 1,403 | 6,222,278 | 4436.01 | | 303,728 | | 265,762 | | 235,607 | | | (37,966) | | | | | |
| S&P 500 Index Option PTPT | | N/A | Equity/Index | AEL 85LNZLR1WR9SYRVFCH09 | 08/23/2023 | 08/22/2025 | 16 | 72,208 | 4436.01 | | 4,822 | | 4,521 | | 4,037 | | | (301) | | | | | |
| S&P 500 Index Option PTPT | | N/A | Equity/Index | AEL 85LNZLR1WR9SYRVFCH09 | 08/23/2023 | 08/23/2028 | 35 | 154,751 | 4436.01 | | 28,552 | | 27,838 | | 23,337 | | | (714) | | | | | |
| S&P 500 Index Option PTPT | | N/A | Equity/Index | AEL 85LNZLR1WR9SYRVFCH09 | 08/24/2023 | 08/23/2024 | 974 | 4,264,051 | 4376.31 | | 173,322 | | 151,657 | | 153,005 | | | (21,665) | | | | | |

E06.93

STATEMENT AS OF SEPTEMBER 30, 2023 OF THE EAGLE LIFE INSURANCE COMPANY

SCHEDULE DB - PART A - SECTION 1

Showing all Options, Caps, Floors, Collars, Swaps and Forwards Open as of Current Statement Date

| 1 | 2 | 3 | 4 | 5 | 6 | 7 | 8 | 9 | 10 | 11 | 12 | 13 | 14 | 15 | 16 | 17 | 18 | 19 | 20 | 21 | 22 | 23 | |
|--|---|------------------------------|------------------------|---|------------|--------------------------------|---------------------|-----------------|---|--|--|---------------------|-------------------------------|------|------------|---|--|--|---|--------------------|------------------------------------|---|--|
| Description | Description of Item(s) Hedged, Used for Income Generation or Replicated | Schedule/ Exhibit Identifier | Type(s) of Risk(s) (a) | Exchange, Counterparty or Central Clearinghouse | Trade Date | Date of Maturity or Expiration | Number of Contracts | Notional Amount | Strike Price, Rate or Index Received (Paid) | Cumulative Prior Year(s) Initial Cost of Un-discounted Premium (Received) Paid | Current Year Initial Cost of Un-discounted Premium (Received) Paid | Current Year Income | Book/ Adjusted Carrying Value | Code | Fair Value | Unrealized Valuation Increase/ (Decrease) | Total Foreign Exchange Change in B./A.C.V. | Current Year's (Amortization)/ Accretion | Adjustment to Carrying Value of Hedged Item | Potential Exposure | Credit Quality of Reference Entity | Hedge Effectiveness at Inception and at Quarter-end (b) | |
| S&P 500 Dividend Aristocrats Daily Risk Control 5% Index | | N/A | Equity/Index | AEL 85LNZLR1WR9SYRVFCH09 | 08/24/2023 | 08/23/2024 | 440 | 788,044 | 1791.11 | | 17,179 | | 15,032 | | 8,653 | | | (2,147) | | | | | |
| S&P 500 Dividend Aristocrats Daily Risk Control 5% Index | | N/A | Equity/Index | AEL 85LNZLR1WR9SYRVFCH09 | 08/24/2023 | 08/22/2025 | 34 | 60,999 | 1791.11 | | 1,848 | | 1,733 | | 1,189 | | | (116) | | | | | |
| Franklin Global Trends Index | | N/A | Equity/Index | AEL 85LNZLR1WR9SYRVFCH09 | 08/24/2023 | 08/22/2025 | 403 | 96,000 | 237.93 | | 3,130 | | 2,934 | | 1,826 | | | (196) | | | | | |
| Invesco Dynamic Growth Index | | N/A | Equity/Index | AEL 85LNZLR1WR9SYRVFCH09 | 08/24/2023 | 08/23/2024 | 85 | 216,561 | 2536.08 | | 4,743 | | 4,150 | | 2,396 | | | (593) | | | | | |
| Invesco Dynamic Growth Index | | N/A | Equity/Index | AEL 85LNZLR1WR9SYRVFCH09 | 08/24/2023 | 08/22/2025 | 152 | 385,465 | 2536.08 | | 11,680 | | 10,950 | | 7,017 | | | (730) | | | | | |
| S&P 500 Index Option | | N/A | Equity/Index | AEL 85LNZLR1WR9SYRVFCH09 | 08/25/2023 | 08/23/2024 | 1,168 | 5,147,452 | 4405.71 | | 181,207 | | 158,556 | | 159,899 | | | (22,651) | | | | | |
| S&P 500 Index Option | | N/A | Equity/Index | AEL 85LNZLR1WR9SYRVFCH09 | 08/25/2023 | 08/26/2024 | 800 | 3,523,875 | 4405.71 | | 121,784 | | 106,561 | | 105,199 | | | (15,223) | | | | | |
| S&P 500 Index Option | | N/A | Equity/Index | AEL 85LNZLR1WR9SYRVFCH09 | 08/25/2023 | 08/27/2024 | 541 | 2,383,456 | 4405.71 | | 92,426 | | 80,872 | | 77,607 | | | (11,553) | | | | | |
| S&P 500 Index Option | | N/A | Equity/Index | AEL 85LNZLR1WR9SYRVFCH09 | 08/25/2023 | 08/26/2024 | 24 | 78,949 | 3232.96 | | 3,584 | | 3,136 | | 2,046 | | | (448) | | | | | |
| S&P 500 Dividend Aristocrats Daily Risk Control 5% Index | | N/A | Equity/Index | AEL 85LNZLR1WR9SYRVFCH09 | 08/28/2023 | 08/28/2024 | 312 | 561,940 | 1800.62 | | 12,250 | | 10,719 | | 5,310 | | | (1,531) | | | | | |
| Invesco Dynamic Growth Index | | N/A | Equity/Index | AEL 85LNZLR1WR9SYRVFCH09 | 08/28/2023 | 08/28/2024 | 145 | 369,726 | 2544.05 | | 8,097 | | 7,085 | | 3,756 | | | (1,012) | | | | | |
| Invesco Dynamic Growth Index | | N/A | Equity/Index | AEL 85LNZLR1WR9SYRVFCH09 | 08/28/2023 | 08/28/2025 | 124 | 316,578 | 2544.05 | | 9,592 | | 8,993 | | 5,444 | | | (600) | | | | | |
| S&P 500 Index Option | | N/A | Equity/Index | AEL 85LNZLR1WR9SYRVFCH09 | 08/29/2023 | 08/29/2024 | 727 | 3,271,186 | 4497.63 | | 169,767 | | 148,546 | | 117,125 | | | (21,221) | | | | | |
| S&P 500 Dividend Aristocrats Daily Risk Control 5% Index | | N/A | Equity/Index | AEL 85LNZLR1WR9SYRVFCH09 | 08/29/2023 | 08/29/2024 | 186 | 336,067 | 1808.95 | | 7,326 | | 6,410 | | 2,748 | | | (916) | | | | | |
| S&P 500 Dividend Aristocrats Daily Risk Control 5% Index | | N/A | Equity/Index | AEL 85LNZLR1WR9SYRVFCH09 | 08/29/2023 | 08/29/2025 | 63 | 114,201 | 1808.95 | | 3,415 | | 3,201 | | 1,837 | | | (213) | | | | | |
| Franklin Global Trends Index | | N/A | Equity/Index | AEL 85LNZLR1WR9SYRVFCH09 | 08/29/2023 | 08/29/2024 | 804 | 192,817 | 239.88 | | 4,493 | | 3,931 | | 1,701 | | | (562) | | | | | |
| Franklin Global Trends Index | | N/A | Equity/Index | AEL 85LNZLR1WR9SYRVFCH09 | 08/29/2023 | 08/29/2025 | 1,590 | 381,369 | 239.88 | | 12,433 | | 11,656 | | 6,158 | | | (777) | | | | | |
| Invesco Dynamic Growth Index | | N/A | Equity/Index | AEL 85LNZLR1WR9SYRVFCH09 | 08/29/2023 | 08/29/2024 | 213 | 544,926 | 2560.52 | | 11,934 | | 10,442 | | 4,523 | | | (1,492) | | | | | |
| Invesco Dynamic Growth Index | | N/A | Equity/Index | AEL 85LNZLR1WR9SYRVFCH09 | 08/29/2023 | 08/29/2025 | 290 | 743,799 | 2560.52 | | 22,611 | | 21,198 | | 11,230 | | | (1,413) | | | | | |
| S&P 500 Index Option | | N/A | Equity/Index | AEL 85LNZLR1WR9SYRVFCH09 | 08/30/2023 | 08/30/2024 | 1,578 | 7,124,858 | 4514.87 | | 317,095 | | 277,458 | | 214,239 | | | (39,637) | | | | | |
| S&P 500 Index Option | | N/A | Equity/Index | AEL 85LNZLR1WR9SYRVFCH09 | 08/30/2023 | 08/29/2025 | 22 | 97,988 | 4514.87 | | 5,321 | | 4,988 | | 4,353 | | | (333) | | | | | |
| S&P 500 Index Option | | N/A | Equity/Index | AEL 85LNZLR1WR9SYRVFCH09 | 08/31/2023 | 08/30/2024 | 838 | 3,779,342 | 4507.66 | | 134,282 | | 117,497 | | 96,412 | | | (16,785) | | | | | |

E06.94

STATEMENT AS OF SEPTEMBER 30, 2023 OF THE EAGLE LIFE INSURANCE COMPANY

SCHEDULE DB - PART A - SECTION 1

Showing all Options, Caps, Floors, Collars, Swaps and Forwards Open as of Current Statement Date

| 1 | 2 | 3 | 4 | 5 | 6 | 7 | 8 | 9 | 10 | 11 | 12 | 13 | 14 | 15 | 16 | 17 | 18 | 19 | 20 | 21 | 22 | 23 | |
|--|---|------------------------------|------------------------|---|------------|--------------------------------|---------------------|-----------------|---|--|--|---------------------|-------------------------------|------|------------|---|--|--|---|--------------------|------------------------------------|---|--|
| Description | Description of Item(s) Hedged, Used for Income Generation or Replicated | Schedule/ Exhibit Identifier | Type(s) of Risk(s) (a) | Exchange, Counterparty or Central Clearinghouse | Trade Date | Date of Maturity or Expiration | Number of Contracts | Notional Amount | Strike Price, Rate or Index Received (Paid) | Cumulative Prior Year(s) Initial Cost of Un-discounted Premium (Received) Paid | Current Year Initial Cost of Un-discounted Premium (Received) Paid | Current Year Income | Book/ Adjusted Carrying Value | Code | Fair Value | Unrealized Valuation Increase/ (Decrease) | Total Foreign Exchange Change in B./A.C.V. | Current Year's (Amortization)/ Accretion | Adjustment to Carrying Value of Hedged Item | Potential Exposure | Credit Quality of Reference Entity | Hedge Effectiveness at Inception and at Quarter-end (b) | |
| SPXDSUN Index Option PTPT | | N/A | Equity/Index | AEL 85LNZLR1WR9SYRVFCH09 | 08/31/2023 | 08/30/2024 | 7 | 21,754 | 3254.69 | | 959 | | 839 | | 494 | | | (120) | | | | | |
| S&P 500 Dividend Aristocrats Daily Risk Control 5% Index | | N/A | Equity/Index | AEL 85LNZLR1WR9SYRVFCH09 | 08/31/2023 | 08/30/2024 | 980 | 1,770,649 | 1806.76 | | 38,170 | | 33,399 | | 15,103 | | | (4,771) | | | | | |
| S&P 500 Dividend Aristocrats Daily Risk Control 5% Index | | N/A | Equity/Index | AEL 85LNZLR1WR9SYRVFCH09 | 08/31/2023 | 08/29/2025 | 161 | 291,000 | 1806.76 | | 8,893 | | 8,337 | | 4,799 | | | (556) | | | | | |
| Invesco Dynamic Growth Index | | N/A | Equity/Index | AEL 85LNZLR1WR9SYRVFCH09 | 08/31/2023 | 08/30/2024 | 52 | 133,078 | 2563.44 | | 2,914 | | 2,550 | | 1,067 | | | (364) | | | | | |
| SPXDSUN Index Option PTPT | | N/A | Equity/Index | AEL 85LNZLR1WR9SYRVFCH09 | 08/23/2023 | 08/23/2024 | 113 | 365,775 | 3232.35 | | 15,979 | | 13,982 | | 9,342 | | | (1,997) | | | | | |
| S&P 500 Dividend Aristocrats Daily Risk Control 5% Index | | N/A | Equity/Index | AEL 85LNZLR1WR9SYRVFCH09 | 08/23/2023 | 08/23/2024 | 364 | 654,659 | 1796.52 | | 14,337 | | 12,545 | | 6,552 | | | (1,792) | | | | | |
| Franklin Global Trends Index | | N/A | Equity/Index | AEL 85LNZLR1WR9SYRVFCH09 | 08/23/2023 | 08/23/2024 | 29 | 6,866 | 238.73 | | 161 | | 141 | | 70 | | | (20) | | | | | |
| Franklin Global Trends Index | | N/A | Equity/Index | AEL 85LNZLR1WR9SYRVFCH09 | 08/23/2023 | 08/22/2025 | 20 | 4,698 | 238.73 | | 153 | | 144 | | 83 | | | (10) | | | | | |
| Invesco Dynamic Growth Index | | N/A | Equity/Index | AEL 85LNZLR1WR9SYRVFCH09 | 08/23/2023 | 08/23/2024 | 164 | 418,313 | 2543.81 | | 9,161 | | 8,016 | | 4,215 | | | (1,145) | | | | | |
| Invesco Dynamic Growth Index | | N/A | Equity/Index | AEL 85LNZLR1WR9SYRVFCH09 | 08/23/2023 | 08/22/2025 | 261 | 663,607 | 2543.81 | | 20,174 | | 18,913 | | 11,372 | | | (1,261) | | | | | |
| SPXDSUN Index Option PTPT | | N/A | Equity/Index | AEL 85LNZLR1WR9SYRVFCH09 | 08/25/2023 | 08/27/2024 | 87 | 279,843 | 3232.96 | | 13,768 | | 12,047 | | 8,044 | | | (1,721) | | | | | |
| S&P 500 Dividend Aristocrats Daily Risk Control 5% Index | | N/A | Equity/Index | AEL 85LNZLR1WR9SYRVFCH09 | 08/25/2023 | 08/23/2024 | 605 | 1,087,198 | 1796.32 | | 23,592 | | 20,643 | | 10,919 | | | (2,949) | | | | | |
| S&P 500 Dividend Aristocrats Daily Risk Control 5% Index | | N/A | Equity/Index | AEL 85LNZLR1WR9SYRVFCH09 | 08/25/2023 | 08/25/2025 | 405 | 727,500 | 1796.32 | | 22,116 | | 20,734 | | 13,426 | | | (1,382) | | | | | |
| S&P 500 Dividend Aristocrats Daily Risk Control 5% Index | | N/A | Equity/Index | AEL 85LNZLR1WR9SYRVFCH09 | 08/25/2023 | 08/26/2024 | 336 | 604,073 | 1796.32 | | 13,048 | | 11,417 | | 6,116 | | | (1,631) | | | | | |
| S&P 500 Dividend Aristocrats Daily Risk Control 5% Index | | N/A | Equity/Index | AEL 85LNZLR1WR9SYRVFCH09 | 08/25/2023 | 08/27/2024 | 177 | 317,308 | 1796.32 | | 6,886 | | 6,025 | | 3,221 | | | (861) | | | | | |
| Franklin Global Trends Index | | N/A | Equity/Index | AEL 85LNZLR1WR9SYRVFCH09 | 08/25/2023 | 08/23/2024 | 663 | 157,922 | 238.12 | | 3,680 | | 3,220 | | 1,737 | | | (460) | | | | | |
| Invesco Dynamic Growth Index | | N/A | Equity/Index | AEL 85LNZLR1WR9SYRVFCH09 | 08/25/2023 | 08/23/2024 | 206 | 523,230 | 2534.65 | | 11,406 | | 9,981 | | 5,890 | | | (1,426) | | | | | |
| Invesco Dynamic Growth Index | | N/A | Equity/Index | AEL 85LNZLR1WR9SYRVFCH09 | 08/25/2023 | 08/25/2025 | 20 | 50,688 | 2534.65 | | 1,536 | | 1,440 | | 935 | | | (96) | | | | | |
| S&P 500 Index Option PTPT | | N/A | Equity/Index | AEL 85LNZLR1WR9SYRVFCH09 | 08/28/2023 | 08/28/2024 | 585 | 2,593,989 | 4433.31 | | 123,465 | | 108,032 | | 95,483 | | | (15,433) | | | | | |
| SPXDSUN Index Option PTPT | | N/A | Equity/Index | AEL 85LNZLR1WR9SYRVFCH09 | 08/30/2023 | 08/30/2024 | 114 | 370,320 | 3260.72 | | 15,681 | | 13,721 | | 7,644 | | | (1,960) | | | | | |

E06.95

STATEMENT AS OF SEPTEMBER 30, 2023 OF THE EAGLE LIFE INSURANCE COMPANY

SCHEDULE DB - PART A - SECTION 1

Showing all Options, Caps, Floors, Collars, Swaps and Forwards Open as of Current Statement Date

| 1 | 2 | 3 | 4 | 5 | 6 | 7 | 8 | 9 | 10 | 11 | 12 | 13 | 14 | 15 | 16 | 17 | 18 | 19 | 20 | 21 | 22 | 23 | |
|--|---|------------------------------|------------------------|---|------------|--------------------------------|---------------------|-----------------|---|--|--|---------------------|-------------------------------|------|------------|---|--|--|---|--------------------|------------------------------------|---|--|
| Description | Description of Item(s) Hedged, Used for Income Generation or Replicated | Schedule/ Exhibit Identifier | Type(s) of Risk(s) (a) | Exchange, Counterparty or Central Clearinghouse | Trade Date | Date of Maturity or Expiration | Number of Contracts | Notional Amount | Strike Price, Rate or Index Received (Paid) | Cumulative Prior Year(s) Initial Cost of Un-discounted Premium (Received) Paid | Current Year Initial Cost of Un-discounted Premium (Received) Paid | Current Year Income | Book/ Adjusted Carrying Value | Code | Fair Value | Unrealized Valuation Increase/ (Decrease) | Total Foreign Exchange Change in B./A.C.V. | Current Year's (Amortization)/ Accretion | Adjustment to Carrying Value of Hedged Item | Potential Exposure | Credit Quality of Reference Entity | Hedge Effectiveness at Inception and at Quarter-end (b) | |
| S&P 500 Dividend Aristocrats Daily Risk Control 5% Index | | N/A | Equity/Index | AEL 85LNZLR1WR9SYRVFCH09 | 08/30/2023 | 08/30/2024 | 745 | 1,348,663 | 1810.38 | | 29,671 | | 25,962 | | 10,780 | | | (3,709) | | | | | |
| S&P 500 Dividend Aristocrats Daily Risk Control 5% Index | | N/A | Equity/Index | AEL 85LNZLR1WR9SYRVFCH09 | 08/30/2023 | 08/29/2025 | 203 | 367,635 | 1810.38 | | 11,286 | | 10,581 | | 5,817 | | | (705) | | | | | |
| Franklin Global Trends Index | | N/A | Equity/Index | AEL 85LNZLR1WR9SYRVFCH09 | 08/30/2023 | 08/30/2024 | 333 | 79,874 | 239.89 | | 1,869 | | 1,635 | | 706 | | | (234) | | | | | |
| Franklin Global Trends Index | | N/A | Equity/Index | AEL 85LNZLR1WR9SYRVFCH09 | 08/30/2023 | 08/29/2025 | 131 | 31,500 | 239.89 | | 1,030 | | 966 | | 508 | | | (64) | | | | | |
| Invesco Dynamic Growth Index | | N/A | Equity/Index | AEL 85LNZLR1WR9SYRVFCH09 | 08/30/2023 | 08/30/2024 | 278 | 712,075 | 2561.77 | | 15,594 | | 13,645 | | 5,831 | | | (1,949) | | | | | |
| Invesco Dynamic Growth Index | | N/A | Equity/Index | AEL 85LNZLR1WR9SYRVFCH09 | 08/30/2023 | 08/29/2025 | 226 | 579,721 | 2561.77 | | 17,624 | | 16,522 | | 8,665 | | | (1,101) | | | | | |
| UST 3.375% 05/15/33 Total Return Options | | N/A | Equity/Index | AEL 85LNZLR1WR9SYRVFCH09 | 08/09/2023 | 08/09/2024 | 56 | 5,567 | 100 | | 63,200 | | 55,300 | | 93 | | | (7,900) | | | | | |
| UST 3.375% 05/15/33 Total Return Options | | N/A | Equity/Index | AEL 85LNZLR1WR9SYRVFCH09 | 08/09/2023 | 08/09/2024 | 58 | 5,718 | 98 | | 6,400 | | 5,600 | | 134 | | | (800) | | | | | |
| S&P 500 Index Option | | N/A | Equity/Index | AEL 85LNZLR1WR9SYRVFCH09 | 09/01/2023 | 08/30/2024 | 1,528 | 6,900,142 | 4515.77 | | 227,253 | | 217,784 | | 165,576 | | | (9,469) | | | | | |
| S&P 500 Index Option | | N/A | Equity/Index | AEL 85LNZLR1WR9SYRVFCH09 | 09/01/2023 | 09/03/2024 | 551 | 2,487,064 | 4515.77 | | 81,110 | | 77,730 | | 58,817 | | | (3,380) | | | | | |
| S&P 500 Index Option | | N/A | Equity/Index | AEL 85LNZLR1WR9SYRVFCH09 | 09/01/2023 | 09/04/2024 | 638 | 2,879,886 | 4515.77 | | 118,087 | | 113,166 | | 80,992 | | | (4,920) | | | | | |
| S&P 500 Index Option | | N/A | Equity/Index | AEL 85LNZLR1WR9SYRVFCH09 | 09/05/2023 | 09/05/2024 | 693 | 3,116,578 | 4496.83 | | 158,949 | | 152,326 | | 108,775 | | | (6,623) | | | | | |
| S&P 500 Index Option | | N/A | Equity/Index | AEL 85LNZLR1WR9SYRVFCH09 | 09/05/2023 | 09/05/2025 | 29 | 128,987 | 4496.83 | | 6,974 | | 6,829 | | 5,815 | | | (145) | | | | | |
| S&P Digital | | N/A | Equity/Index | AEL 85LNZLR1WR9SYRVFCH09 | 09/05/2023 | 09/05/2024 | 10 | 43,298 | 4496.83 | | 446 | | 427 | | 388 | | | (19) | | | | | |
| S&P 500 Dividend Aristocrats Daily Risk Control 5% Index | | N/A | Equity/Index | AEL 85LNZLR1WR9SYRVFCH09 | 09/05/2023 | 09/05/2024 | 91 | 164,092 | 1794.83 | | 3,541 | | 3,393 | | 1,749 | | | (148) | | | | | |
| S&P 500 Dividend Aristocrats Daily Risk Control 5% Index | | N/A | Equity/Index | AEL 85LNZLR1WR9SYRVFCH09 | 09/05/2023 | 09/05/2025 | 42 | 75,251 | 1794.83 | | 2,298 | | 2,250 | | 1,428 | | | (48) | | | | | |
| Franklin Global Trends Index | | N/A | Equity/Index | AEL 85LNZLR1WR9SYRVFCH09 | 09/05/2023 | 09/05/2025 | 420 | 100,000 | 238.34 | | 3,260 | | 3,192 | | 1,860 | | | (68) | | | | | |
| Invesco Dynamic Growth Index | | N/A | Equity/Index | AEL 85LNZLR1WR9SYRVFCH09 | 09/05/2023 | 09/05/2024 | 124 | 315,050 | 2545.84 | | 6,900 | | 6,612 | | 3,188 | | | (287) | | | | | |
| Invesco Dynamic Growth Index | | N/A | Equity/Index | AEL 85LNZLR1WR9SYRVFCH09 | 09/05/2023 | 09/05/2025 | 262 | 667,164 | 2545.84 | | 20,282 | | 19,859 | | 11,394 | | | (423) | | | | | |
| S&P 500 Index Option | | N/A | Equity/Index | AEL 85LNZLR1WR9SYRVFCH09 | 09/06/2023 | 09/06/2024 | 587 | 2,622,960 | 4465.48 | | 137,542 | | 131,811 | | 102,295 | | | (5,731) | | | | | |
| S&P 500 Index Option | | N/A | Equity/Index | AEL 85LNZLR1WR9SYRVFCH09 | 09/06/2023 | 09/05/2025 | 4 | 17,921 | 4465.48 | | 2,536 | | 2,483 | | 1,906 | | | (53) | | | | | |
| S&P 500 Index Opt | | N/A | Equity/Index | AEL 85LNZLR1WR9SYRVFCH09 | 09/06/2023 | 09/06/2024 | | 1,844 | 4465.48 | | 66 | | 63 | | 33 | | | (3) | | | | | |
| MOPTPT | | N/A | Equity/Index | AEL 85LNZLR1WR9SYRVFCH09 | 09/06/2023 | 09/06/2024 | | | | | | | | | | | | | | | | | |
| SPXDSUN Index Option | | N/A | Equity/Index | AEL 85LNZLR1WR9SYRVFCH09 | 09/06/2023 | 09/06/2024 | 13 | 40,820 | 3230.99 | | 1,834 | | 1,758 | | 1,133 | | | (76) | | | | | |

E06.96

STATEMENT AS OF SEPTEMBER 30, 2023 OF THE EAGLE LIFE INSURANCE COMPANY

SCHEDULE DB - PART A - SECTION 1

Showing all Options, Caps, Floors, Collars, Swaps and Forwards Open as of Current Statement Date

| 1 | 2 | 3 | 4 | 5 | 6 | 7 | 8 | 9 | 10 | 11 | 12 | 13 | 14 | 15 | 16 | 17 | 18 | 19 | 20 | 21 | 22 | 23 | |
|--|---|------------------------------|------------------------|---|------------|--------------------------------|---------------------|-----------------|---|--|--|---------------------|-------------------------------|------|------------|---|--|--|---|--------------------|------------------------------------|---|--|
| Description | Description of Item(s) Hedged, Used for Income Generation or Replicated | Schedule/ Exhibit Identifier | Type(s) of Risk(s) (a) | Exchange, Counterparty or Central Clearinghouse | Trade Date | Date of Maturity or Expiration | Number of Contracts | Notional Amount | Strike Price, Rate or Index Received (Paid) | Cumulative Prior Year(s) Initial Cost of Un-discounted Premium (Received) Paid | Current Year Initial Cost of Un-discounted Premium (Received) Paid | Current Year Income | Book/ Adjusted Carrying Value | Code | Fair Value | Unrealized Valuation Increase/ (Decrease) | Total Foreign Exchange Change in B./A.C.V. | Current Year's (Amortization)/ Accretion | Adjustment to Carrying Value of Hedged Item | Potential Exposure | Credit Quality of Reference Entity | Hedge Effectiveness at Inception and at Quarter-end (b) | |
| S&P 500 Dividend Aristocrats Daily Risk Control 5% Index | | N/A | Equity/Index | AEL 85LNZLR1WR9SYRVFCH09 | 09/06/2023 | 09/06/2024 | 124 | 221,780 | 1791.97 | | 4,783 | | 4,584 | | 2,486 | | | (199) | | | | | |
| S&P 500 Dividend Aristocrats Daily Risk Control 5% Index | | N/A | Equity/Index | AEL 85LNZLR1WR9SYRVFCH09 | 09/06/2023 | 09/05/2025 | 58 | 103,220 | 1791.97 | | 3,147 | | 3,081 | | 2,021 | | | (66) | | | | | |
| Franklin Global Trends Index | | N/A | Equity/Index | AEL 85LNZLR1WR9SYRVFCH09 | 09/06/2023 | 09/06/2024 | 604 | 143,644 | 237.81 | | 3,347 | | 3,207 | | 1,699 | | | (139) | | | | | |
| Invesco Dynamic Growth Index | | N/A | Equity/Index | AEL 85LNZLR1WR9SYRVFCH09 | 09/06/2023 | 09/06/2024 | 281 | 713,031 | 2537.77 | | 15,615 | | 14,965 | | 7,958 | | | (651) | | | | | |
| Invesco Dynamic Growth Index | | N/A | Equity/Index | AEL 85LNZLR1WR9SYRVFCH09 | 09/06/2023 | 09/05/2025 | 306 | 775,467 | 2537.77 | | 23,497 | | 23,007 | | 14,099 | | | (490) | | | | | |
| S&P 500 Index Option | | N/A | Equity/Index | AEL 85LNZLR1WR9SYRVFCH09 | 09/07/2023 | 09/06/2024 | 475 | 2,112,962 | 4451.14 | | 97,951 | | 93,870 | | 76,876 | | | (4,081) | | | | | |
| S&P 500 Dividend Aristocrats Daily Risk Control 5% Index | | N/A | Equity/Index | AEL 85LNZLR1WR9SYRVFCH09 | 09/07/2023 | 09/06/2024 | 509 | 912,478 | 1792.9 | | 19,892 | | 19,063 | | 10,072 | | | (829) | | | | | |
| S&P 500 Dividend Aristocrats Daily Risk Control 5% Index | | N/A | Equity/Index | AEL 85LNZLR1WR9SYRVFCH09 | 09/07/2023 | 09/05/2025 | 9 | 16,501 | 1792.9 | | 503 | | 493 | | 320 | | | (10) | | | | | |
| Franklin Global Trends Index | | N/A | Equity/Index | AEL 85LNZLR1WR9SYRVFCH09 | 09/07/2023 | 09/06/2024 | 1,009 | 239,931 | 237.87 | | 5,590 | | 5,357 | | 2,816 | | | (233) | | | | | |
| Franklin Global Trends Index | | N/A | Equity/Index | AEL 85LNZLR1WR9SYRVFCH09 | 09/07/2023 | 09/05/2025 | 680 | 161,792 | 237.87 | | 5,274 | | 5,165 | | 3,133 | | | (110) | | | | | |
| Invesco Dynamic Growth Index | | N/A | Equity/Index | AEL 85LNZLR1WR9SYRVFCH09 | 09/07/2023 | 09/06/2024 | 535 | 1,355,793 | 2534.11 | | 29,692 | | 28,455 | | 15,793 | | | (1,237) | | | | | |
| Invesco Dynamic Growth Index | | N/A | Equity/Index | AEL 85LNZLR1WR9SYRVFCH09 | 09/07/2023 | 09/05/2025 | 333 | 842,980 | 2534.11 | | 25,542 | | 25,010 | | 15,764 | | | (532) | | | | | |
| S&P 500 Index Option | | N/A | Equity/Index | AEL 85LNZLR1WR9SYRVFCH09 | 09/08/2023 | 09/06/2024 | 1,069 | 4,763,965 | 4457.49 | | 185,044 | | 177,333 | | 149,759 | | | (7,710) | | | | | |
| S&P 500 Index Option | | N/A | Equity/Index | AEL 85LNZLR1WR9SYRVFCH09 | 09/08/2023 | 09/09/2024 | 420 | 1,872,026 | 4457.49 | | 61,072 | | 58,527 | | 50,360 | | | | (2,545) | | | | |
| S&P 500 Index Option | | N/A | Equity/Index | AEL 85LNZLR1WR9SYRVFCH09 | 09/08/2023 | 09/10/2024 | 507 | 2,260,416 | 4457.49 | | 82,616 | | 79,174 | | 65,972 | | | | (3,442) | | | | |
| S&P 500 Indx Opt | | N/A | Equity/Index | AEL 85LNZLR1WR9SYRVFCH09 | 09/01/2023 | 09/03/2024 | 1 | 3,227 | 4515.77 | | 107 | | 103 | | 39 | | | (4) | | | | | |
| SPXDSUN Index Option | | N/A | Equity/Index | AEL 85LNZLR1WR9SYRVFCH09 | 09/01/2023 | 08/30/2024 | 35 | 112,820 | 3256.48 | | 5,105 | | 4,892 | | 2,677 | | | (213) | | | | | |
| S&P 500 Dividend Aristocrats Daily Risk Control 5% Index | | N/A | Equity/Index | AEL 85LNZLR1WR9SYRVFCH09 | 09/01/2023 | 08/30/2024 | 445 | 803,982 | 1807.48 | | 17,527 | | 16,797 | | 6,770 | | | (730) | | | | | |
| S&P 500 Dividend Aristocrats Daily Risk Control 5% Index | | N/A | Equity/Index | AEL 85LNZLR1WR9SYRVFCH09 | 09/01/2023 | 09/03/2024 | 472 | 853,067 | 1807.48 | | 18,512 | | 17,740 | | 7,270 | | | (771) | | | | | |
| S&P 500 Dividend Aristocrats Daily Risk Control 5% Index | | N/A | Equity/Index | AEL 85LNZLR1WR9SYRVFCH09 | 09/01/2023 | 09/04/2024 | 246 | 445,277 | 1807.48 | | 9,707 | | 9,303 | | 3,806 | | | (404) | | | | | |
| Franklin Global Trends Index | | N/A | Equity/Index | AEL 85LNZLR1WR9SYRVFCH09 | 09/01/2023 | 08/30/2024 | 31 | 7,518 | 239.51 | | 175 | | 168 | | 70 | | | (7) | | | | | |

E06.97

STATEMENT AS OF SEPTEMBER 30, 2023 OF THE EAGLE LIFE INSURANCE COMPANY

SCHEDULE DB - PART A - SECTION 1

Showing all Options, Caps, Floors, Collars, Swaps and Forwards Open as of Current Statement Date

| 1 | 2 | 3 | 4 | 5 | 6 | 7 | 8 | 9 | 10 | 11 | 12 | 13 | 14 | 15 | 16 | 17 | 18 | 19 | 20 | 21 | 22 | 23 | |
|--|---|------------------------------|------------------------|---|------------|--------------------------------|---------------------|-----------------|---|--|--|---------------------|-------------------------------|------|------------|---|--|--|---|--------------------|------------------------------------|---|--|
| Description | Description of Item(s) Hedged, Used for Income Generation or Replicated | Schedule/ Exhibit Identifier | Type(s) of Risk(s) (a) | Exchange, Counterparty or Central Clearinghouse | Trade Date | Date of Maturity or Expiration | Number of Contracts | Notional Amount | Strike Price, Rate or Index Received (Paid) | Cumulative Prior Year(s) Initial Cost of Un-discounted Premium (Received) Paid | Current Year Initial Cost of Un-discounted Premium (Received) Paid | Current Year Income | Book/ Adjusted Carrying Value | Code | Fair Value | Unrealized Valuation Increase/ (Decrease) | Total Foreign Exchange Change in B./A.C.V. | Current Year's (Amortization)/ Accretion | Adjustment to Carrying Value of Hedged Item | Potential Exposure | Credit Quality of Reference Entity | Hedge Effectiveness at Inception and at Quarter-end (b) | |
| Invesco Dynamic Growth Index | | N/A | Equity/Index | AEL 85LNZLR1WR9SYRVFCH09 | 09/01/2023 | 08/30/2024 | 145 | 372,353 | 2565.91 | | 8,155 | | 7,815 | | 2,892 | | | (340) | | | | | |
| Invesco Dynamic Growth Index | | N/A | Equity/Index | AEL 85LNZLR1WR9SYRVFCH09 | 09/01/2023 | 08/29/2025 | 189 | 484,091 | 2565.91 | | 14,716 | | 14,410 | | 6,996 | | | (307) | | | | | |
| SPXDSUN Index Option | | N/A | Equity/Index | AEL 85LNZLR1WR9SYRVFCH09 | 09/08/2023 | 09/09/2024 | 95 | 308,097 | 3230.62 | | 14,289 | | 13,694 | | 8,973 | | | (595) | | | | | |
| S&P 500 Dividend Aristocrats Daily Risk Control 5% Index | | N/A | Equity/Index | AEL 85LNZLR1WR9SYRVFCH09 | 09/08/2023 | 09/06/2024 | 686 | 1,228,372 | 1791.22 | | 26,656 | | 25,545 | | 13,942 | | | (1,111) | | | | | |
| S&P 500 Dividend Aristocrats Daily Risk Control 5% Index | | N/A | Equity/Index | AEL 85LNZLR1WR9SYRVFCH09 | 09/08/2023 | 09/08/2025 | 69 | 123,675 | 1791.22 | | 3,686 | | 3,609 | | 2,448 | | | (77) | | | | | |
| S&P 500 Dividend Aristocrats Daily Risk Control 5% Index | | N/A | Equity/Index | AEL 85LNZLR1WR9SYRVFCH09 | 09/08/2023 | 09/09/2024 | 321 | 574,698 | 1791.22 | | 12,471 | | 11,951 | | 6,570 | | | (520) | | | | | |
| S&P 500 Dividend Aristocrats Daily Risk Control 5% Index | | N/A | Equity/Index | AEL 85LNZLR1WR9SYRVFCH09 | 09/08/2023 | 09/10/2024 | 449 | 804,606 | 1791.22 | | 17,540 | | 16,810 | | 9,221 | | | (731) | | | | | |
| Invesco Dynamic Growth Index | | N/A | Equity/Index | AEL 85LNZLR1WR9SYRVFCH09 | 09/08/2023 | 09/06/2024 | 496 | 1,256,493 | 2532.83 | | 27,392 | | 26,250 | | 14,856 | | | (1,141) | | | | | |
| Invesco Dynamic Growth Index | | N/A | Equity/Index | AEL 85LNZLR1WR9SYRVFCH09 | 09/08/2023 | 09/08/2025 | 194 | 490,560 | 2532.83 | | 14,913 | | 14,602 | | 9,286 | | | (311) | | | | | |
| S&P 500 Index Option | | N/A | Equity/Index | AEL 85LNZLR1WR9SYRVFCH09 | 09/11/2023 | 09/11/2024 | 558 | 2,504,554 | 4487.46 | | 122,352 | | 117,254 | | 87,275 | | | (5,098) | | | | | |
| SPXDSUN Index Option | | N/A | Equity/Index | AEL 85LNZLR1WR9SYRVFCH09 | 09/11/2023 | 09/11/2024 | 16 | 53,290 | 3236.06 | | 2,450 | | 2,348 | | 1,515 | | | (102) | | | | | |
| S&P 500 Dividend Aristocrats Daily Risk Control 5% Index | | N/A | Equity/Index | AEL 85LNZLR1WR9SYRVFCH09 | 09/11/2023 | 09/11/2024 | 586 | 1,051,164 | 1793.43 | | 23,441 | | 22,464 | | 11,643 | | | (977) | | | | | |
| S&P 500 Dividend Aristocrats Daily Risk Control 5% Index | | N/A | Equity/Index | AEL 85LNZLR1WR9SYRVFCH09 | 09/11/2023 | 09/11/2025 | 94 | 167,723 | 1793.43 | | 4,763 | | 4,664 | | 3,251 | | | (99) | | | | | |
| Franklin Global Trends Index | | N/A | Equity/Index | AEL 85LNZLR1WR9SYRVFCH09 | 09/11/2023 | 09/11/2025 | 1,319 | 314,500 | 238.35 | | 10,253 | | 10,039 | | 5,878 | | | (214) | | | | | |
| Invesco Dynamic Growth Index | | N/A | Equity/Index | AEL 85LNZLR1WR9SYRVFCH09 | 09/11/2023 | 09/11/2024 | 232 | 586,853 | 2531.81 | | 12,852 | | 12,317 | | 7,087 | | | (536) | | | | | |
| Invesco Dynamic Growth Index | | N/A | Equity/Index | AEL 85LNZLR1WR9SYRVFCH09 | 09/11/2023 | 09/11/2025 | 149 | 376,070 | 2531.81 | | 11,433 | | 11,194 | | 7,191 | | | (238) | | | | | |
| S&P 500 Index Option | | N/A | Equity/Index | AEL 85LNZLR1WR9SYRVFCH09 | 09/12/2023 | 09/12/2024 | 462 | 2,060,019 | 4461.9 | | 99,853 | | 95,693 | | 76,523 | | | (4,161) | | | | | |
| S&P 500 Dividend Aristocrats Daily Risk Control 5% Index | | N/A | Equity/Index | AEL 85LNZLR1WR9SYRVFCH09 | 09/12/2023 | 09/12/2024 | 337 | 603,841 | 1790.38 | | 13,164 | | 12,615 | | 7,049 | | | (548) | | | | | |
| S&P 500 Dividend Aristocrats Daily Risk Control 5% Index | | N/A | Equity/Index | AEL 85LNZLR1WR9SYRVFCH09 | 09/12/2023 | 09/12/2025 | 379 | 677,810 | 1790.38 | | 20,470 | | 20,043 | | 13,593 | | | (426) | | | | | |
| Franklin Global Trends Index | | N/A | Equity/Index | AEL 85LNZLR1WR9SYRVFCH09 | 09/12/2023 | 09/12/2024 | 173 | 41,105 | 237.9 | | 958 | | 918 | | 487 | | | (40) | | | | | |

E06.98

STATEMENT AS OF SEPTEMBER 30, 2023 OF THE EAGLE LIFE INSURANCE COMPANY

SCHEDULE DB - PART A - SECTION 1

Showing all Options, Caps, Floors, Collars, Swaps and Forwards Open as of Current Statement Date

| 1 | 2 | 3 | 4 | 5 | 6 | 7 | 8 | 9 | 10 | 11 | 12 | 13 | 14 | 15 | 16 | 17 | 18 | 19 | 20 | 21 | 22 | 23 | |
|--|---|------------------------------|------------------------|---|------------|--------------------------------|---------------------|-----------------|---|--|--|---------------------|-------------------------------|------|------------|---|--|--|---|--------------------|------------------------------------|---|--|
| Description | Description of Item(s) Hedged, Used for Income Generation or Replicated | Schedule/ Exhibit Identifier | Type(s) of Risk(s) (a) | Exchange, Counterparty or Central Clearinghouse | Trade Date | Date of Maturity or Expiration | Number of Contracts | Notional Amount | Strike Price, Rate or Index Received (Paid) | Cumulative Prior Year(s) Initial Cost of Un-discounted Premium (Received) Paid | Current Year Initial Cost of Un-discounted Premium (Received) Paid | Current Year Income | Book/ Adjusted Carrying Value | Code | Fair Value | Unrealized Valuation Increase/ (Decrease) | Total Foreign Exchange Change in B./A.C.V. | Current Year's (Amortization)/ Accretion | Adjustment to Carrying Value of Hedged Item | Potential Exposure | Credit Quality of Reference Entity | Hedge Effectiveness at Inception and at Quarter-end (b) | |
| Invesco Dynamic Growth Index | | N/A | Equity/Index | AEL 85LNZLR1WR9SYRVFCH09 | 09/12/2023 | 09/12/2024 | 280 | 708,474 | 2529.99 | | 15,516 | | 14,869 | | 8,752 | | | (646) | | | | | |
| Invesco Dynamic Growth Index | | N/A | Equity/Index | AEL 85LNZLR1WR9SYRVFCH09 | 09/12/2023 | 09/12/2025 | 70 | 176,517 | 2529.99 | | 5,348 | | 5,237 | | 3,425 | | | (111) | | | | | |
| S&P 500 Index Option | | N/A | Equity/Index | AEL 85LNZLR1WR9SYRVFCH09 | 09/13/2023 | 09/13/2024 | 1,335 | 5,964,019 | 4467.44 | | 235,295 | | 225,491 | | 187,183 | | | (9,804) | | | | | |
| S&P 500 Index Option | | N/A | Equity/Index | AEL 85LNZLR1WR9SYRVFCH09 | 09/13/2023 | 09/12/2025 | 19 | 84,960 | 4467.44 | | 5,386 | | 5,273 | | 4,532 | | | (112) | | | | | |
| SPXDSUN Index Option | | N/A | Equity/Index | AEL 85LNZLR1WR9SYRVFCH09 | 09/13/2023 | 09/13/2024 | 74 | 239,601 | 3227.15 | | 10,840 | | 10,388 | | 7,100 | | | (452) | | | | | |
| S&P 500 Dividend Aristocrats Daily Risk Control 5% Index | | N/A | Equity/Index | AEL 85LNZLR1WR9SYRVFCH09 | 09/13/2023 | 09/13/2024 | 410 | 733,758 | 1787.95 | | 16,143 | | 15,470 | | 8,930 | | | (673) | | | | | |
| S&P 500 Dividend Aristocrats Daily Risk Control 5% Index | | N/A | Equity/Index | AEL 85LNZLR1WR9SYRVFCH09 | 09/13/2023 | 09/12/2025 | 9 | 16,005 | 1787.95 | | 488 | | 478 | | 329 | | | (10) | | | | | |
| Franklin Global Trends Index | | N/A | Equity/Index | AEL 85LNZLR1WR9SYRVFCH09 | 09/13/2023 | 09/12/2025 | 212 | 50,413 | 237.89 | | 1,643 | | 1,609 | | 981 | | | (34) | | | | | |
| Invesco Dynamic Growth Index | | N/A | Equity/Index | AEL 85LNZLR1WR9SYRVFCH09 | 09/13/2023 | 09/13/2024 | 112 | 282,466 | 2527.19 | | 6,186 | | 5,928 | | 3,608 | | | (258) | | | | | |
| Invesco Dynamic Growth Index | | N/A | Equity/Index | AEL 85LNZLR1WR9SYRVFCH09 | 09/13/2023 | 09/12/2025 | 111 | 280,411 | 2527.19 | | 8,496 | | 8,319 | | 5,557 | | | (177) | | | | | |
| S&P 500 Index Option | | N/A | Equity/Index | AEL 85LNZLR1WR9SYRVFCH09 | 09/14/2023 | 09/13/2024 | 737 | 3,319,747 | 4505.1 | | 123,757 | | 118,601 | | 91,261 | | | (5,157) | | | | | |
| SPXDSUN Index Option | | N/A | Equity/Index | AEL 85LNZLR1WR9SYRVFCH09 | 09/14/2023 | 09/13/2024 | 11 | 35,550 | 3244.47 | | 1,647 | | 1,578 | | 959 | | | (69) | | | | | |
| S&P 500 Dividend Aristocrats Daily Risk Control 5% Index | | N/A | Equity/Index | AEL 85LNZLR1WR9SYRVFCH09 | 09/14/2023 | 09/13/2024 | 708 | 1,271,720 | 1797.27 | | 27,724 | | 26,568 | | 13,281 | | | (1,155) | | | | | |
| Invesco Dynamic Growth Index | | N/A | Equity/Index | AEL 85LNZLR1WR9SYRVFCH09 | 09/14/2023 | 09/13/2024 | 19 | 47,579 | 2531.44 | | 1,042 | | 999 | | 579 | | | (43) | | | | | |
| Invesco Dynamic Growth Index | | N/A | Equity/Index | AEL 85LNZLR1WR9SYRVFCH09 | 09/14/2023 | 09/12/2025 | 98 | 248,875 | 2531.44 | | 7,541 | | 7,384 | | 4,776 | | | (157) | | | | | |
| S&P 500 Index Option | | N/A | Equity/Index | AEL 85LNZLR1WR9SYRVFCH09 | 09/15/2023 | 09/13/2024 | 463 | 2,062,033 | 4450.32 | | 64,379 | | 61,697 | | 54,340 | | | (2,682) | | | | | |
| S&P 500 Index Option | | N/A | Equity/Index | AEL 85LNZLR1WR9SYRVFCH09 | 09/15/2023 | 09/16/2024 | 576 | 2,561,397 | 4450.32 | | 86,342 | | 82,745 | | 71,914 | | | (3,598) | | | | | |
| S&P 500 Index Option | | N/A | Equity/Index | AEL 85LNZLR1WR9SYRVFCH09 | 09/15/2023 | 09/17/2024 | 485 | 2,158,430 | 4450.32 | | 92,468 | | 88,615 | | 73,090 | | | (3,853) | | | | | |
| SPXDSUN Index Option | | N/A | Equity/Index | AEL 85LNZLR1WR9SYRVFCH09 | 09/15/2023 | 09/16/2024 | 2 | 8,051 | 3229.49 | | 363 | | 348 | | 232 | | | (15) | | | | | |
| S&P 500 Dividend Aristocrats Daily Risk Control 5% Index | | N/A | Equity/Index | AEL 85LNZLR1WR9SYRVFCH09 | 09/15/2023 | 09/13/2024 | 427 | 763,506 | 1788.71 | | 16,721 | | 16,024 | | 9,179 | | | (697) | | | | | |
| S&P 500 Dividend Aristocrats Daily Risk Control 5% Index | | N/A | Equity/Index | AEL 85LNZLR1WR9SYRVFCH09 | 09/15/2023 | 09/15/2025 | 14 | 25,705 | 1788.71 | | 779 | | 763 | | 526 | | | (16) | | | | | |

E06.99

STATEMENT AS OF SEPTEMBER 30, 2023 OF THE EAGLE LIFE INSURANCE COMPANY

SCHEDULE DB - PART A - SECTION 1

Showing all Options, Caps, Floors, Collars, Swaps and Forwards Open as of Current Statement Date

| 1 | 2 | 3 | 4 | 5 | 6 | 7 | 8 | 9 | 10 | 11 | 12 | 13 | 14 | 15 | 16 | 17 | 18 | 19 | 20 | 21 | 22 | 23 | |
|--|---|------------------------------|------------------------|---|------------|--------------------------------|---------------------|-----------------|---|--|--|---------------------|-------------------------------|------|------------|---|--|--|---|--------------------|------------------------------------|---|--|
| Description | Description of Item(s) Hedged, Used for Income Generation or Replicated | Schedule/ Exhibit Identifier | Type(s) of Risk(s) (a) | Exchange, Counterparty or Central Clearinghouse | Trade Date | Date of Maturity or Expiration | Number of Contracts | Notional Amount | Strike Price, Rate or Index Received (Paid) | Cumulative Prior Year(s) Initial Cost of Un-discounted Premium (Received) Paid | Current Year Initial Cost of Un-discounted Premium (Received) Paid | Current Year Income | Book/ Adjusted Carrying Value | Code | Fair Value | Unrealized Valuation Increase/ (Decrease) | Total Foreign Exchange Change in B./A.C.V. | Current Year's (Amortization)/ Accretion | Adjustment to Carrying Value of Hedged Item | Potential Exposure | Credit Quality of Reference Entity | Hedge Effectiveness at Inception and at Quarter-end (b) | |
| S&P 500 Dividend Aristocrats Daily Risk Control 5% Index | | N/A | Equity/Index | AEL 85LNZLR1WR9SYRVFCH09 | 09/15/2023 | 09/16/2024 | 322 | 575,153 | 1788.71 | | 12,538 | | 12,016 | | 6,962 | | | (522) | | | | | |
| S&P 500 Dividend Aristocrats Daily Risk Control 5% Index | | N/A | Equity/Index | AEL 85LNZLR1WR9SYRVFCH09 | 09/18/2023 | 09/18/2025 | 166 | 295,991 | 1786.63 | | 8,998 | | 8,811 | | 6,213 | | | (187) | | | | | |
| S&P 500 Index Option PTPPT | | N/A | Equity/Index | AEL 85LNZLR1WR9SYRVFCH09 | 09/19/2023 | 09/19/2024 | 757 | 3,365,832 | 4443.95 | | 149,553 | | 143,322 | | 120,877 | | | (6,231) | | | | | |
| SPXDSUN Index Option PTPPT | | N/A | Equity/Index | AEL 85LNZLR1WR9SYRVFCH09 | 09/19/2023 | 09/19/2024 | 13 | 41,884 | 3225.45 | | 2,010 | | 1,927 | | 1,372 | | | (84) | | | | | |
| S&P 500 Dividend Aristocrats Daily Risk Control 5% Index | | N/A | Equity/Index | AEL 85LNZLR1WR9SYRVFCH09 | 09/19/2023 | 09/19/2024 | 147 | 262,577 | 1785.39 | | 5,750 | | 5,511 | | 3,374 | | | (240) | | | | | |
| S&P 500 Dividend Aristocrats Daily Risk Control 5% Index | | N/A | Equity/Index | AEL 85LNZLR1WR9SYRVFCH09 | 09/19/2023 | 09/19/2025 | 327 | 584,525 | 1785.39 | | 17,477 | | 17,113 | | 12,443 | | | (364) | | | | | |
| Franklin Global Trends Index | | N/A | Equity/Index | AEL 85LNZLR1WR9SYRVFCH09 | 09/19/2023 | 09/19/2024 | 763 | 181,444 | 237.68 | | 4,228 | | 4,051 | | 2,243 | | | (176) | | | | | |
| Invesco Dynamic Growth Index | | N/A | Equity/Index | AEL 85LNZLR1WR9SYRVFCH09 | 09/19/2023 | 09/19/2024 | 322 | 811,120 | 2517.41 | | 17,764 | | 17,023 | | 11,661 | | | (740) | | | | | |
| Invesco Dynamic Growth Index | | N/A | Equity/Index | AEL 85LNZLR1WR9SYRVFCH09 | 09/19/2023 | 09/19/2025 | 335 | 843,296 | 2517.41 | | 25,552 | | 25,020 | | 18,063 | | | (532) | | | | | |
| S&P 500 Dividend Aristocrats Daily Risk Control 5% Index | | N/A | Equity/Index | AEL 85LNZLR1WR9SYRVFCH09 | 09/15/2023 | 09/17/2024 | 432 | 772,509 | 1788.71 | | 16,841 | | 16,139 | | 9,372 | | | (702) | | | | | |
| Franklin Global Trends Index | | N/A | Equity/Index | AEL 85LNZLR1WR9SYRVFCH09 | 09/15/2023 | 09/13/2024 | 1,778 | 423,153 | 238 | | 9,859 | | 9,449 | | 4,962 | | | (411) | | | | | |
| Invesco Dynamic Growth Index | | N/A | Equity/Index | AEL 85LNZLR1WR9SYRVFCH09 | 09/15/2023 | 09/13/2024 | 279 | 703,390 | 2522.48 | | 15,334 | | 14,695 | | 9,472 | | | (639) | | | | | |
| Invesco Dynamic Growth Index | | N/A | Equity/Index | AEL 85LNZLR1WR9SYRVFCH09 | 09/15/2023 | 09/15/2025 | 49 | 123,111 | 2522.48 | | 3,730 | | 3,653 | | 2,533 | | | (78) | | | | | |
| Franklin Global Trends Index | | N/A | Equity/Index | AEL 85LNZLR1WR9SYRVFCH09 | 09/18/2023 | 09/18/2025 | 464 | 110,484 | 238.05 | | 3,602 | | 3,527 | | 2,132 | | | (75) | | | | | |
| Invesco Dynamic Growth Index | | N/A | Equity/Index | AEL 85LNZLR1WR9SYRVFCH09 | 09/18/2023 | 09/18/2025 | 240 | 606,083 | 2522.96 | | 18,364 | | 17,982 | | 12,452 | | | (383) | | | | | |
| S&P 500 Index Option PTPPT | | N/A | Equity/Index | AEL 85LNZLR1WR9SYRVFCH09 | 09/18/2023 | 09/18/2024 | 759 | 3,381,704 | 4453.53 | | 181,379 | | 173,822 | | 137,648 | | | (7,557) | | | | | |
| SPXDSUN Index Option PTPPT | | N/A | Equity/Index | AEL 85LNZLR1WR9SYRVFCH09 | 09/18/2023 | 09/18/2024 | 7 | 24,069 | 3227.2 | | 1,220 | | 1,169 | | 813 | | | (51) | | | | | |
| S&P 500 Dividend Aristocrats Daily Risk Control 5% Index | | N/A | Equity/Index | AEL 85LNZLR1WR9SYRVFCH09 | 09/18/2023 | 09/18/2024 | 545 | 974,510 | 1786.63 | | 21,244 | | 20,359 | | 12,250 | | | (885) | | | | | |
| S&P 500 Index Option PTPPT | | N/A | Equity/Index | AEL 85LNZLR1WR9SYRVFCH09 | 09/20/2023 | 09/20/2024 | 1,336 | 5,879,444 | 4402.2 | | 251,243 | | 240,774 | | 224,148 | | | (10,468) | | | | | |
| S&P 500 Index Option PTPPT | | N/A | Equity/Index | AEL 85LNZLR1WR9SYRVFCH09 | 09/20/2023 | 09/19/2025 | 63 | 277,726 | 4402.2 | | 26,871 | | 26,311 | | 23,265 | | | (560) | | | | | |
| S&P 500 Index Option PTPPT | | N/A | Equity/Index | AEL 85LNZLR1WR9SYRVFCH09 | 09/21/2023 | 09/20/2024 | 1,257 | 5,440,936 | 4330 | | 203,573 | | 195,091 | | 201,532 | | | (8,482) | | | | | |

E06.100

STATEMENT AS OF SEPTEMBER 30, 2023 OF THE EAGLE LIFE INSURANCE COMPANY

SCHEDULE DB - PART A - SECTION 1

Showing all Options, Caps, Floors, Collars, Swaps and Forwards Open as of Current Statement Date

| 1 | 2 | 3 | 4 | 5 | 6 | 7 | 8 | 9 | 10 | 11 | 12 | 13 | 14 | 15 | 16 | 17 | 18 | 19 | 20 | 21 | 22 | 23 | |
|--|---|------------------------------|------------------------|---|------------|--------------------------------|---------------------|-----------------|---|--|--|---------------------|-------------------------------|------|------------|---|--|--|---|--------------------|------------------------------------|---|--|
| Description | Description of Item(s) Hedged, Used for Income Generation or Replicated | Schedule/ Exhibit Identifier | Type(s) of Risk(s) (a) | Exchange, Counterparty or Central Clearinghouse | Trade Date | Date of Maturity or Expiration | Number of Contracts | Notional Amount | Strike Price, Rate or Index Received (Paid) | Cumulative Prior Year(s) Initial Cost of Un-discounted Premium (Received) Paid | Current Year Initial Cost of Un-discounted Premium (Received) Paid | Current Year Income | Book/ Adjusted Carrying Value | Code | Fair Value | Unrealized Valuation Increase/ (Decrease) | Total Foreign Exchange Change in B./A.C.V. | Current Year's (Amortization)/ Accretion | Adjustment to Carrying Value of Hedged Item | Potential Exposure | Credit Quality of Reference Entity | Hedge Effectiveness at Inception and at Quarter-end (b) | |
| S&P 500 Dividend Aristocrats Daily Risk Control 5% Index | | N/A | Equity/Index | AEL 85LNZLR1WR9SYRVFCH09 | 09/21/2023 | 09/20/2024 | 855 | 1,511,293 | 1767.99 | | 32,795 | | 31,429 | | 25,360 | | | (1,366) | | | | | |
| S&P 500 Dividend Aristocrats Daily Risk Control 5% Index | | N/A | Equity/Index | AEL 85LNZLR1WR9SYRVFCH09 | 09/21/2023 | 09/19/2025 | 159 | 280,386 | 1767.99 | | 8,496 | | 8,319 | | 7,139 | | | (177) | | | | | |
| Franklin Global Trends Index | | N/A | Equity/Index | AEL 85LNZLR1WR9SYRVFCH09 | 09/21/2023 | 09/20/2024 | 481 | 113,110 | 235.29 | | 2,635 | | 2,526 | | 1,860 | | | (110) | | | | | |
| Invesco Dynamic Growth Index | | N/A | Equity/Index | AEL 85LNZLR1WR9SYRVFCH09 | 09/21/2023 | 09/20/2024 | 23 | 57,600 | 2496.44 | | 1,261 | | 1,209 | | 1,034 | | | (53) | | | | | |
| Invesco Dynamic Growth Index | | N/A | Equity/Index | AEL 85LNZLR1WR9SYRVFCH09 | 09/21/2023 | 09/19/2025 | | 827 | 2496.44 | | 25 | | 24 | | 21 | | | (1) | | | | | |
| S&P 500 Index Option | | N/A | Equity/Index | AEL 85LNZLR1WR9SYRVFCH09 | 09/22/2023 | 09/20/2024 | 671 | 2,898,365 | 4320.06 | | 104,537 | | 100,181 | | 103,813 | | | (4,356) | | | | | |
| S&P 500 Index Option | | N/A | Equity/Index | AEL 85LNZLR1WR9SYRVFCH09 | 09/22/2023 | 09/23/2024 | 684 | 2,955,548 | 4320.06 | | 108,852 | | 104,317 | | 108,210 | | | (4,536) | | | | | |
| S&P 500 Index Option | | N/A | Equity/Index | AEL 85LNZLR1WR9SYRVFCH09 | 09/22/2023 | 09/24/2024 | 812 | 3,507,226 | 4320.06 | | 134,127 | | 128,538 | | 133,498 | | | (5,589) | | | | | |
| S&P Digital | | N/A | Equity/Index | AEL 85LNZLR1WR9SYRVFCH09 | 09/22/2023 | 09/23/2024 | 1 | 4,430 | 4320.06 | | 45 | | 43 | | 44 | | | (2) | | | | | |
| SPXDSUN Index Option | | N/A | Equity/Index | AEL 85LNZLR1WR9SYRVFCH09 | 09/22/2023 | 09/20/2024 | 4 | 12,683 | 3189.18 | | 609 | | 583 | | 510 | | | (25) | | | | | |
| SPXDSUN Index Option | | N/A | Equity/Index | AEL 85LNZLR1WR9SYRVFCH09 | 09/22/2023 | 09/24/2024 | 32 | 102,304 | 3189.18 | | 5,177 | | 4,961 | | 4,364 | | | (216) | | | | | |
| S&P 500 Dividend Aristocrats Daily Risk Control 5% Index | | N/A | Equity/Index | AEL 85LNZLR1WR9SYRVFCH09 | 09/22/2023 | 09/20/2024 | 745 | 1,314,933 | 1764.51 | | 28,534 | | 27,345 | | 23,213 | | | (1,189) | | | | | |
| S&P 500 Dividend Aristocrats Daily Risk Control 5% Index | | N/A | Equity/Index | AEL 85LNZLR1WR9SYRVFCH09 | 09/22/2023 | 09/22/2025 | 23 | 41,200 | 1764.51 | | 1,257 | | 1,230 | | 1,089 | | | (26) | | | | | |
| S&P 500 Dividend Aristocrats Daily Risk Control 5% Index | | N/A | Equity/Index | AEL 85LNZLR1WR9SYRVFCH09 | 09/22/2023 | 09/23/2024 | 511 | 901,733 | 1764.51 | | 19,477 | | 18,666 | | 15,998 | | | (812) | | | | | |
| Invesco Dynamic Growth Index | | N/A | Equity/Index | AEL 85LNZLR1WR9SYRVFCH09 | 09/25/2023 | 09/25/2024 | 9 | 22,199 | 2495.81 | | 486 | | 466 | | 404 | | | (20) | | | | | |
| Invesco Dynamic Growth Index | | N/A | Equity/Index | AEL 85LNZLR1WR9SYRVFCH09 | 09/25/2023 | 09/25/2025 | 12 | 29,111 | 2495.81 | | 882 | | 864 | | 731 | | | (18) | | | | | |
| S&P 500 Index Option | | N/A | Equity/Index | AEL 85LNZLR1WR9SYRVFCH09 | 09/26/2023 | 09/26/2024 | 774 | 3,306,654 | 4273.53 | | 163,855 | | 157,028 | | 168,266 | | | (6,827) | | | | | |
| SPXDSUN Index Option | | N/A | Equity/Index | AEL 85LNZLR1WR9SYRVFCH09 | 09/26/2023 | 09/26/2024 | 10 | 30,481 | 3170.64 | | 1,487 | | 1,425 | | 1,387 | | | (62) | | | | | |
| S&P 500 Dividend Aristocrats Daily Risk Control 5% Index | | N/A | Equity/Index | AEL 85LNZLR1WR9SYRVFCH09 | 09/26/2023 | 09/26/2024 | 545 | 955,272 | 1753.19 | | 20,729 | | 19,866 | | 19,955 | | | (864) | | | | | |
| S&P 500 Dividend Aristocrats Daily Risk Control 5% Index | | N/A | Equity/Index | AEL 85LNZLR1WR9SYRVFCH09 | 09/26/2023 | 09/26/2025 | 176 | 308,559 | 1753.19 | | 9,349 | | 9,155 | | 9,130 | | | (195) | | | | | |
| Franklin Global Trends Index | | N/A | Equity/Index | AEL 85LNZLR1WR9SYRVFCH09 | 09/26/2023 | 09/26/2024 | 620 | 144,968 | 233.87 | | 3,378 | | 3,237 | | 2,816 | | | (141) | | | | | |

E06.101

STATEMENT AS OF SEPTEMBER 30, 2023 OF THE EAGLE LIFE INSURANCE COMPANY

SCHEDULE DB - PART A - SECTION 1

Showing all Options, Caps, Floors, Collars, Swaps and Forwards Open as of Current Statement Date

| 1 | 2 | 3 | 4 | 5 | 6 | 7 | 8 | 9 | 10 | 11 | 12 | 13 | 14 | 15 | 16 | 17 | 18 | 19 | 20 | 21 | 22 | 23 | |
|--|---|------------------------------|------------------------|---|------------|--------------------------------|---------------------|-----------------|---|--|--|---------------------|-------------------------------|------|------------|---|--|--|---|--------------------|------------------------------------|---|--|
| Description | Description of Item(s) Hedged, Used for Income Generation or Replicated | Schedule/ Exhibit Identifier | Type(s) of Risk(s) (a) | Exchange, Counterparty or Central Clearinghouse | Trade Date | Date of Maturity or Expiration | Number of Contracts | Notional Amount | Strike Price, Rate or Index Received (Paid) | Cumulative Prior Year(s) Initial Cost of Un-discounted Premium (Received) Paid | Current Year Initial Cost of Un-discounted Premium (Received) Paid | Current Year Income | Book/ Adjusted Carrying Value | Code | Fair Value | Unrealized Valuation Increase/ (Decrease) | Total Foreign Exchange Change in B./A.C.V. | Current Year's (Amortization)/ Accretion | Adjustment to Carrying Value of Hedged Item | Potential Exposure | Credit Quality of Reference Entity | Hedge Effectiveness at Inception and at Quarter-end (b) | |
| Invesco Dynamic Growth Index | | N/A | Equity/Index | AEL 85LNZLR1WR9SYRVFCH09 | 09/26/2023 | 09/26/2024 | 155 | 386,455 | 2486.6 | | 8,463 | | 8,111 | | 7,709 | | | (353) | | | | | |
| Invesco Dynamic Growth Index | | N/A | Equity/Index | AEL 85LNZLR1WR9SYRVFCH09 | 09/26/2023 | 09/26/2025 | 179 | 444,132 | 2486.6 | | 13,457 | | 13,177 | | 11,895 | | | (280) | | | | | |
| S&P 500 Index Option | | N/A | Equity/Index | AEL 85LNZLR1WR9SYRVFCH09 | 09/27/2023 | 09/27/2024 | 1,434 | 6,131,728 | 4274.51 | | 264,660 | | 253,632 | | 275,744 | | | (11,027) | | | | | |
| S&P 500 Index Option | | N/A | Equity/Index | AEL 85LNZLR1WR9SYRVFCH09 | 09/27/2023 | 09/26/2025 | 11 | 47,867 | 4274.51 | | 3,918 | | 3,837 | | 3,767 | | | (82) | | | | | |
| Franklin Global Trends Index | | N/A | Equity/Index | AEL 85LNZLR1WR9SYRVFCH09 | 09/28/2023 | 09/27/2024 | 544 | 127,066 | 233.69 | | 2,961 | | 2,837 | | 2,520 | | | (123) | | | | | |
| Invesco Dynamic Growth Index | | N/A | Equity/Index | AEL 85LNZLR1WR9SYRVFCH09 | 09/28/2023 | 09/27/2024 | 251 | 624,945 | 2493.8 | | 13,686 | | 13,116 | | 11,620 | | | (570) | | | | | |
| S&P 500 Index Option | | N/A | Equity/Index | AEL 85LNZLR1WR9SYRVFCH09 | 09/28/2023 | 09/26/2025 | 7 | 17,172 | 2493.8 | | 519 | | 508 | | 438 | | | (11) | | | | | |
| S&P 500 Index Option | | N/A | Equity/Index | AEL 85LNZLR1WR9SYRVFCH09 | 09/29/2023 | 09/27/2024 | 962 | 4,126,035 | 4288.05 | | 131,245 | | 125,777 | | 137,787 | | | (5,469) | | | | | |
| S&P 500 Index Option | | N/A | Equity/Index | AEL 85LNZLR1WR9SYRVFCH09 | 09/29/2023 | 09/30/2024 | 753 | 3,227,327 | 4288.05 | | 105,491 | | 101,096 | | 110,763 | | | (4,395) | | | | | |
| S&P 500 Index Option | | N/A | Equity/Index | AEL 85LNZLR1WR9SYRVFCH09 | 09/29/2023 | 10/01/2024 | 864 | 3,703,253 | 4288.05 | | 143,199 | | 137,232 | | 147,836 | | | (5,967) | | | | | |
| S&P Digital | | N/A | Equity/Index | AEL 85LNZLR1WR9SYRVFCH09 | 09/29/2023 | 09/30/2024 | 1 | 5,741 | 4288.05 | | 58 | | 55 | | 57 | | | (2) | | | | | |
| SPXDSUN Index Option | | N/A | Equity/Index | AEL 85LNZLR1WR9SYRVFCH09 | 09/29/2023 | 09/27/2024 | 45 | 143,502 | 3167.83 | | 6,899 | | 6,611 | | 6,717 | | | (287) | | | | | |
| SPXDSUN Index Option | | N/A | Equity/Index | AEL 85LNZLR1WR9SYRVFCH09 | 09/29/2023 | 10/01/2024 | 39 | 123,956 | 3167.83 | | 5,881 | | 5,636 | | 5,750 | | | (245) | | | | | |
| S&P 500 Dividend Aristocrats Daily Risk Control 5% Index | | N/A | Equity/Index | AEL 85LNZLR1WR9SYRVFCH09 | 09/29/2023 | 09/27/2024 | 1,027 | 1,798,383 | 1750.84 | | 38,845 | | 37,227 | | 38,839 | | | (1,619) | | | | | |
| S&P 500 Dividend Aristocrats Daily Risk Control 5% Index | | N/A | Equity/Index | AEL 85LNZLR1WR9SYRVFCH09 | 09/29/2023 | 09/29/2025 | 119 | 207,658 | 1750.84 | | 6,334 | | 6,202 | | 6,296 | | | (132) | | | | | |
| SPXDSUN Index Option | | N/A | Equity/Index | AEL 85LNZLR1WR9SYRVFCH09 | 09/20/2023 | 09/20/2024 | 18 | 58,164 | 3220.54 | | 2,794 | | 2,678 | | 1,939 | | | (116) | | | | | |
| S&P 500 Dividend Aristocrats Daily Risk Control 5% Index | | N/A | Equity/Index | AEL 85LNZLR1WR9SYRVFCH09 | 09/20/2023 | 09/20/2024 | 542 | 966,502 | 1782.4 | | 21,166 | | 20,284 | | 13,042 | | | (882) | | | | | |
| S&P 500 Dividend Aristocrats Daily Risk Control 5% Index | | N/A | Equity/Index | AEL 85LNZLR1WR9SYRVFCH09 | 09/20/2023 | 09/19/2025 | 14 | 24,756 | 1782.4 | | 755 | | 739 | | 544 | | | (16) | | | | | |
| Franklin Global Trends Index | | N/A | Equity/Index | AEL 85LNZLR1WR9SYRVFCH09 | 09/20/2023 | 09/19/2025 | 406 | 96,374 | 237.27 | | 3,132 | | 3,067 | | 1,987 | | | (65) | | | | | |
| Invesco Dynamic Growth Index | | N/A | Equity/Index | AEL 85LNZLR1WR9SYRVFCH09 | 09/20/2023 | 09/20/2024 | 181 | 455,183 | 2514.93 | | 9,969 | | 9,553 | | 6,732 | | | (415) | | | | | |
| Invesco Dynamic Growth Index | | N/A | Equity/Index | AEL 85LNZLR1WR9SYRVFCH09 | 09/20/2023 | 09/19/2025 | 178 | 447,355 | 2514.93 | | 13,555 | | 13,272 | | 9,758 | | | (282) | | | | | |
| S&P 500 Dividend Aristocrats Daily Risk Control 5% Index | | N/A | Equity/Index | AEL 85LNZLR1WR9SYRVFCH09 | 09/22/2023 | 09/24/2024 | 509 | 898,322 | 1764.51 | | 19,494 | | 18,681 | | 15,963 | | | (812) | | | | | |
| Invesco Dynamic Growth Index | | N/A | Equity/Index | AEL 85LNZLR1WR9SYRVFCH09 | 09/22/2023 | 09/20/2024 | 26 | 64,990 | 2498.92 | | 1,417 | | 1,358 | | 1,137 | | | (59) | | | | | |

E06.102

STATEMENT AS OF SEPTEMBER 30, 2023 OF THE EAGLE LIFE INSURANCE COMPANY

SCHEDULE DB - PART A - SECTION 1

Showing all Options, Caps, Floors, Collars, Swaps and Forwards Open as of Current Statement Date

| 1 | 2 | 3 | 4 | 5 | 6 | 7 | 8 | 9 | 10 | 11 | 12 | 13 | 14 | 15 | 16 | 17 | 18 | 19 | 20 | 21 | 22 | 23 | |
|--|---|------------------------------|------------------------|---|------------|--------------------------------|---------------------|-----------------|---|--|--|---------------------|-------------------------------|------|------------|---|--|--|---|--------------------|------------------------------------|---|--|
| Description | Description of Item(s) Hedged, Used for Income Generation or Replicated | Schedule/ Exhibit Identifier | Type(s) of Risk(s) (a) | Exchange, Counterparty or Central Clearinghouse | Trade Date | Date of Maturity or Expiration | Number of Contracts | Notional Amount | Strike Price, Rate or Index Received (Paid) | Cumulative Prior Year(s) Initial Cost of Un-discounted Premium (Received) Paid | Current Year Initial Cost of Un-discounted Premium (Received) Paid | Current Year Income | Book/ Adjusted Carrying Value | Code | Fair Value | Unrealized Valuation Increase/ (Decrease) | Total Foreign Exchange Change in B./A.C.V. | Current Year's (Amortization)/ Accretion | Adjustment to Carrying Value of Hedged Item | Potential Exposure | Credit Quality of Reference Entity | Hedge Effectiveness at Inception and at Quarter-end (b) | |
| Invesco Dynamic Growth Index | | N/A | Equity/Index | AEL 85LNZLR1WR9SYRVFCH09 | 09/22/2023 | 09/23/2024 | 456 | 1,140,733 | 2498.92 | | 24,982 | | 23,941 | | 20,042 | | | (1,041) | | | | | |
| S&P 500 Index Option | | N/A | Equity/Index | AEL 85LNZLR1WR9SYRVFCH09 | 09/25/2023 | 09/25/2024 | 534 | 2,316,906 | 4337.44 | | 108,098 | | 103,594 | | 101,728 | | | (4,504) | | | | | |
| SPXDSUN Index Option | | N/A | Equity/Index | AEL 85LNZLR1WR9SYRVFCH09 | 09/25/2023 | 09/25/2024 | 92 | 294,149 | 3192.06 | | 13,912 | | 13,333 | | 11,551 | | | (580) | | | | | |
| S&P 500 Dividend Aristocrats Daily Risk Control 5% Index | | N/A | Equity/Index | AEL 85LNZLR1WR9SYRVFCH09 | 09/25/2023 | 09/25/2024 | 932 | 1,645,449 | 1765.31 | | 35,706 | | 34,218 | | 28,952 | | | (1,488) | | | | | |
| S&P 500 Dividend Aristocrats Daily Risk Control 5% Index | | N/A | Equity/Index | AEL 85LNZLR1WR9SYRVFCH09 | 09/25/2023 | 09/25/2025 | 171 | 302,038 | 1765.31 | | 9,182 | | 8,991 | | 7,935 | | | (191) | | | | | |
| Franklin Global Trends Index | | N/A | Equity/Index | AEL 85LNZLR1WR9SYRVFCH09 | 09/25/2023 | 09/25/2024 | 46 | 10,762 | 234.98 | | 251 | | 240 | | 185 | | | (10) | | | | | |
| Franklin Global Trends Index | | N/A | Equity/Index | AEL 85LNZLR1WR9SYRVFCH09 | 09/25/2023 | 09/25/2025 | 63 | 14,876 | 234.98 | | 483 | | 473 | | 370 | | | (10) | | | | | |
| SPXDSUN Index Option | | N/A | Equity/Index | AEL 85LNZLR1WR9SYRVFCH09 | 09/27/2023 | 09/27/2024 | 58 | 182,345 | 3166.67 | | 8,376 | | 8,027 | | 8,011 | | | (349) | | | | | |
| S&P 500 Dividend Aristocrats Daily Risk Control 5% Index | | N/A | Equity/Index | AEL 85LNZLR1WR9SYRVFCH09 | 09/27/2023 | 09/27/2024 | 1,237 | 2,166,324 | 1750.73 | | 47,009 | | 45,051 | | 46,855 | | | (1,959) | | | | | |
| S&P 500 Dividend Aristocrats Daily Risk Control 5% Index | | N/A | Equity/Index | AEL 85LNZLR1WR9SYRVFCH09 | 09/27/2023 | 09/26/2025 | 377 | 660,779 | 1750.73 | | 20,220 | | 19,799 | | 20,017 | | | (421) | | | | | |
| Invesco Dynamic Growth Index | | N/A | Equity/Index | AEL 85LNZLR1WR9SYRVFCH09 | 09/27/2023 | 09/27/2024 | 243 | 604,355 | 2484.42 | | 13,235 | | 12,684 | | 12,329 | | | (551) | | | | | |
| Invesco Dynamic Growth Index | | N/A | Equity/Index | AEL 85LNZLR1WR9SYRVFCH09 | 09/27/2023 | 09/26/2025 | 102 | 252,601 | 2484.42 | | 7,654 | | 7,494 | | 6,868 | | | (159) | | | | | |
| S&P 500 Index Option | | N/A | Equity/Index | AEL 85LNZLR1WR9SYRVFCH09 | 09/28/2023 | 09/27/2024 | 840 | 3,611,500 | 4299.7 | | 156,608 | | 150,082 | | 161,238 | | | (6,525) | | | | | |
| SPXDSUN Index Option | | N/A | Equity/Index | AEL 85LNZLR1WR9SYRVFCH09 | 09/28/2023 | 09/27/2024 | 69 | 218,235 | 3173.59 | | 9,777 | | 9,370 | | 9,064 | | | (407) | | | | | |
| S&P 500 Dividend Aristocrats Daily Risk Control 5% Index | | N/A | Equity/Index | AEL 85LNZLR1WR9SYRVFCH09 | 09/28/2023 | 09/27/2024 | 602 | 1,056,586 | 1754.29 | | 22,822 | | 21,871 | | 21,772 | | | (951) | | | | | |
| S&P 500 Dividend Aristocrats Daily Risk Control 5% Index | | N/A | Equity/Index | AEL 85LNZLR1WR9SYRVFCH09 | 09/28/2023 | 09/26/2025 | 292 | 512,984 | 1754.29 | | 15,595 | | 15,270 | | 15,020 | | | (325) | | | | | |
| S&P 500 Dividend Aristocrats Daily Risk Control 5% Index | | N/A | Equity/Index | AEL 85LNZLR1WR9SYRVFCH09 | 09/29/2023 | 09/30/2024 | 616 | 1,077,883 | 1750.84 | | 23,282 | | 22,312 | | 23,373 | | | (970) | | | | | |
| S&P 500 Dividend Aristocrats Daily Risk Control 5% Index | | N/A | Equity/Index | AEL 85LNZLR1WR9SYRVFCH09 | 09/29/2023 | 10/01/2024 | 475 | 832,240 | 1750.84 | | 17,976 | | 17,227 | | 18,070 | | | (749) | | | | | |
| Franklin Global Trends Index | | N/A | Equity/Index | AEL 85LNZLR1WR9SYRVFCH09 | 09/29/2023 | 09/27/2024 | 483 | 112,863 | 233.45 | | 2,630 | | 2,520 | | 2,297 | | | (110) | | | | | |
| Franklin Global Trends Index | | N/A | Equity/Index | AEL 85LNZLR1WR9SYRVFCH09 | 09/29/2023 | 09/29/2025 | 274 | 63,880 | 233.45 | | 2,082 | | 2,039 | | 1,795 | | | (43) | | | | | |

E06.103

STATEMENT AS OF SEPTEMBER 30, 2023 OF THE EAGLE LIFE INSURANCE COMPANY

SCHEDULE DB - PART A - SECTION 1

Showing all Options, Caps, Floors, Collars, Swaps and Forwards Open as of Current Statement Date

| 1 | 2 | 3 | 4 | 5 | 6 | 7 | 8 | 9 | 10 | 11 | 12 | 13 | 14 | 15 | 16 | 17 | 18 | 19 | 20 | 21 | 22 | 23 | |
|------------------------------|--|------------------------------|------------------------|---|------------|--------------------------------|---------------------|-----------------|---|--|--|---------------------|-------------------------------|------|------------|---|--|--|---|--------------------|------------------------------------|---|-----|
| Description | Description of Item(s) Hedged, Used for Income Generation or Replicated | Schedule/ Exhibit Identifier | Type(s) of Risk(s) (a) | Exchange, Counterparty or Central Clearinghouse | Trade Date | Date of Maturity or Expiration | Number of Contracts | Notional Amount | Strike Price, Rate or Index Received (Paid) | Cumulative Prior Year(s) Initial Cost of Un-discounted Premium (Received) Paid | Current Year Initial Cost of Un-discounted Premium (Received) Paid | Current Year Income | Book/ Adjusted Carrying Value | Code | Fair Value | Unrealized Valuation Increase/ (Decrease) | Total Foreign Exchange Change in B./A.C.V. | Current Year's (Amortization)/ Accretion | Adjustment to Carrying Value of Hedged Item | Potential Exposure | Credit Quality of Reference Entity | Hedge Effectiveness at Inception and at Quarter-end (b) | |
| Invesco Dynamic Growth Index | | N/A | Equity/Index | AEL 85LNZLR1WR9SYRVFCH09 | 09/29/2023 | 09/27/2024 | 71 | 177,103 | 2492.51 | | 3,861 | | 3,700 | | 3,336 | | | (161) | | | | | |
| Invesco Dynamic Growth Index | | N/A | Equity/Index | AEL 85LNZLR1WR9SYRVFCH09 | 09/29/2023 | 09/29/2025 | 23 | 58,399 | 2492.51 | | 1,769 | | 1,733 | | 1,504 | | | (37) | | | | | |
| 0209999999 | Subtotal - Purchased Options - Hedging Other - Other | | | | | | | | | 19,537,384 | 70,091,837 | | 48,529,051 | XXX | 76,727,231 | | | (38,167,695) | | | XXX | XXX | |
| 0219999999 | Subtotal - Purchased Options - Hedging Other | | | | | | | | | 19,537,384 | 70,091,837 | | 48,529,051 | XXX | 76,727,231 | | | (38,167,695) | | | XXX | XXX | |
| 0289999999 | Subtotal - Purchased Options - Replications | | | | | | | | | | | | | XXX | | | | | | | XXX | XXX | |
| 0359999999 | Subtotal - Purchased Options - Income Generation | | | | | | | | | | | | | XXX | | | | | | | XXX | XXX | |
| 0429999999 | Subtotal - Purchased Options - Other | | | | | | | | | | | | | XXX | | | | | | | XXX | XXX | |
| 0439999999 | Total Purchased Options - Call Options and Warrants | | | | | | | | | | | | | XXX | | | | | | | XXX | XXX | |
| 0449999999 | Total Purchased Options - Put Options | | | | | | | | | | | | | XXX | | | | | | | XXX | XXX | |
| 0459999999 | Total Purchased Options - Caps | | | | | | | | | | | | | XXX | | | | | | | XXX | XXX | |
| 0469999999 | Total Purchased Options - Floors | | | | | | | | | | | | | XXX | | | | | | | XXX | XXX | |
| 0479999999 | Total Purchased Options - Collars | | | | | | | | | | | | | XXX | | | | | | | XXX | XXX | |
| 0489999999 | Total Purchased Options - Other | | | | | | | | | 19,537,384 | 70,091,837 | | 48,529,051 | XXX | 76,727,231 | | | (38,167,695) | | | XXX | XXX | |
| 0499999999 | Total Purchased Options | | | | | | | | | 19,537,384 | 70,091,837 | | 48,529,051 | XXX | 76,727,231 | | | (38,167,695) | | | XXX | XXX | |
| 0569999999 | Subtotal - Written Options - Hedging Effective Excluding Variable Annuity Guarantees Under SSAP No.108 | | | | | | | | | | | | | XXX | | | | | | | | XXX | XXX |
| 0639999999 | Subtotal - Written Options - Hedging Effective Variable Annuity Guarantees Under SSAP No.108 | | | | | | | | | | | | | XXX | | | | | | | | XXX | XXX |
| 0709999999 | Subtotal - Written Options - Hedging Other | | | | | | | | | | | | | XXX | | | | | | | | XXX | XXX |
| 0779999999 | Subtotal - Written Options - Replications | | | | | | | | | | | | | XXX | | | | | | | | XXX | XXX |
| 0849999999 | Subtotal - Written Options - Income Generation | | | | | | | | | | | | | XXX | | | | | | | | XXX | XXX |
| 0919999999 | Subtotal - Written Options - Other | | | | | | | | | | | | | XXX | | | | | | | | XXX | XXX |
| 0929999999 | Total Written Options - Call Options and Warrants | | | | | | | | | | | | | XXX | | | | | | | | XXX | XXX |
| 0939999999 | Total Written Options - Put Options | | | | | | | | | | | | | XXX | | | | | | | | XXX | XXX |
| 0949999999 | Total Written Options - Caps | | | | | | | | | | | | | XXX | | | | | | | | XXX | XXX |
| 0959999999 | Total Written Options - Floors | | | | | | | | | | | | | XXX | | | | | | | | XXX | XXX |
| 0969999999 | Total Written Options - Collars | | | | | | | | | | | | | XXX | | | | | | | | XXX | XXX |
| 0979999999 | Total Written Options - Other | | | | | | | | | | | | | XXX | | | | | | | | XXX | XXX |
| 0989999999 | Total Written Options | | | | | | | | | | | | | XXX | | | | | | | | XXX | XXX |
| 1049999999 | Subtotal - Swaps - Hedging Effective Excluding Variable Annuity Guarantees Under SSAP No.108 | | | | | | | | | | | | | XXX | | | | | | | | XXX | XXX |
| 1109999999 | Subtotal - Swaps - Hedging Effective Variable Annuity Guarantees Under SSAP No.108 | | | | | | | | | | | | | XXX | | | | | | | | XXX | XXX |
| 1169999999 | Subtotal - Swaps - Hedging Other | | | | | | | | | | | | | XXX | | | | | | | | XXX | XXX |
| 1229999999 | Subtotal - Swaps - Replication | | | | | | | | | | | | | XXX | | | | | | | | XXX | XXX |
| 1289999999 | Subtotal - Swaps - Income Generation | | | | | | | | | | | | | XXX | | | | | | | | XXX | XXX |
| 1349999999 | Subtotal - Swaps - Other | | | | | | | | | | | | | XXX | | | | | | | | XXX | XXX |
| 1359999999 | Total Swaps - Interest Rate | | | | | | | | | | | | | XXX | | | | | | | | XXX | XXX |
| 1369999999 | Total Swaps - Credit Default | | | | | | | | | | | | | XXX | | | | | | | | XXX | XXX |
| 1379999999 | Total Swaps - Foreign Exchange | | | | | | | | | | | | | XXX | | | | | | | | XXX | XXX |
| 1389999999 | Total Swaps - Total Return | | | | | | | | | | | | | XXX | | | | | | | | XXX | XXX |
| 1399999999 | Total Swaps - Other | | | | | | | | | | | | | XXX | | | | | | | | XXX | XXX |
| 1409999999 | Total Swaps | | | | | | | | | | | | | XXX | | | | | | | | XXX | XXX |
| 1479999999 | Subtotal - Forwards | | | | | | | | | | | | | XXX | | | | | | | | XXX | XXX |
| 1509999999 | Subtotal - SSAP No. 108 Adjustments | | | | | | | | | | | | | XXX | | | | | | | | XXX | XXX |
| 1689999999 | Subtotal - Hedging Effective Excluding Variable Annuity Guarantees Under SSAP No.108 | | | | | | | | | | | | | XXX | | | | | | | | XXX | XXX |
| 1699999999 | Subtotal - Hedging Effective Variable Annuity Guarantees Under SSAP No.108 | | | | | | | | | | | | | XXX | | | | | | | | XXX | XXX |
| 1709999999 | Subtotal - Hedging Other | | | | | | | | | 19,537,384 | 70,091,837 | | 48,529,051 | XXX | 76,727,231 | | | (38,167,695) | | | XXX | XXX | |
| 1719999999 | Subtotal - Replication | | | | | | | | | | | | | XXX | | | | | | | | XXX | XXX |
| 1729999999 | Subtotal - Income Generation | | | | | | | | | | | | | XXX | | | | | | | | XXX | XXX |
| 1739999999 | Subtotal - Other | | | | | | | | | | | | | XXX | | | | | | | | XXX | XXX |
| 1749999999 | Subtotal - Adjustments for SSAP No. 108 Derivatives | | | | | | | | | | | | | XXX | | | | | | | | XXX | XXX |
| 1759999999 | Totals | | | | | | | | | 19,537,384 | 70,091,837 | | 48,529,051 | XXX | 76,727,231 | | | (38,167,695) | | | XXX | XXX | |

E06.104

STATEMENT AS OF SEPTEMBER 30, 2023 OF THE EAGLE LIFE INSURANCE COMPANY

| (a) | Code | Description of Hedged Risk(s) |
|-----|------|-------------------------------|
| | | |

| (b) | Code | Financial or Economic Impact of the Hedge at the End of the Reporting Period |
|-----|------|--|
| | | |

Schedule DB - Part B - Section 1 - Futures Contracts Open

N O N E

Schedule DB - Part B - Section 1B - Brokers with whom cash deposits have been made

N O N E

Schedule DB - Part D-Section 2 - Collateral for Derivative Instruments Open - Pledged By

N O N E

Schedule DB - Part D-Section 2 - Collateral for Derivative Instruments Open - Pledged To

N O N E

Schedule DB - Part E - Derivatives Hedging Variable Annuity Guarantees

N O N E

Schedule DL - Part 1 - Reinvested Collateral Assets Owned

N O N E

Schedule DL - Part 2 - Reinvested Collateral Assets Owned

N O N E

STATEMENT AS OF SEPTEMBER 30, 2023 OF THE EAGLE LIFE INSURANCE COMPANY

SCHEDULE E - PART 2 - CASH EQUIVALENTS

Show Investments Owned End of Current Quarter

| 1 | 2 | 3 | 4 | 5 | 6 | 7 | 8 | 9 |
|------------|--|------|---------------|------------------|---------------|------------------------------|------------------------------------|-----------------------------|
| CUSIP | Description | Code | Date Acquired | Rate of Interest | Maturity Date | Book/Adjusted Carrying Value | Amount of Interest Due and Accrued | Amount Received During Year |
| | UNITED STATES TREASURY TBILL CASH | | 08/03/2023 | 5.250 | 10/05/2023 | 47,472,010 | | |
| | UNITED STATES TREASURY CP CASH | | 08/11/2023 | 0.000 | 11/02/2023 | 39,811,607 | | |
| | UNITED STATES TREASURY TBILL CASH | | 08/14/2023 | 5.275 | 11/09/2023 | 14,913,674 | | |
| | UNITED STATES TREASURY TBILL CASH | | 08/29/2023 | 5.305 | 11/16/2023 | 84,422,609 | | |
| | UNITED STATES TREASURY TBILL CASH | | 09/28/2023 | 5.295 | 11/24/2023 | 19,841,107 | | |
| | UNITED STATES TREASURY TBILL CASH | | 09/29/2023 | 5.291 | 12/14/2023 | 84,073,754 | | |
| | UNITED STATES TREASURY TBILL CASH | | 08/09/2023 | 5.210 | 10/10/2023 | 56,924,808 | | |
| | UNITED STATES TREASURY GOVQUAR TBILL CAS | | 08/10/2023 | 0.000 | 11/07/2023 | 14,918,461 | | |
| | UNITED STATES TREASURY TBILL CASH | | 08/17/2023 | 5.255 | 11/14/2023 | 14,903,021 | | |
| | UNITED STATES TREASURY TBILL CASH | | 08/30/2023 | 5.295 | 11/28/2023 | 6,940,002 | | |
| | UNITED STATES TREASURY TBILL CASH | | 09/07/2023 | 0.000 | 12/05/2023 | 24,760,844 | | |
| 0019999999 | Subtotal - Bonds - U.S. Governments - Issuer Obligations | | | | | 408,981,897 | | |
| 0109999999 | Total - U.S. Government Bonds | | | | | 408,981,897 | | |
| 0309999999 | Total - All Other Government Bonds | | | | | | | |
| 0509999999 | Total - U.S. States, Territories and Possessions Bonds | | | | | | | |
| 0709999999 | Total - U.S. Political Subdivisions Bonds | | | | | | | |
| 0909999999 | Total - U.S. Special Revenues Bonds | | | | | | | |
| | AGILENT TECHNOLOGIES INC CP CASH | | 09/27/2023 | 5.430 | 10/05/2023 | 4,996,982 | | |
| | AMCOR FLEXIBLES NORTH AMERICA CP CASH | | 09/28/2023 | 0.000 | 10/05/2023 | 499,694 | | |
| | AMCOR FINANCE USA INC CP CASH | | 09/05/2023 | 0.000 | 10/03/2023 | 3,998,764 | | |
| | AMEREN CORPORATION CP CASH | | 09/20/2023 | 5.450 | 10/04/2023 | 2,698,772 | | |
| | AMEREN CORPORATION CP CASH | | 09/21/2023 | 0.000 | 10/05/2023 | 2,498,475 | | |
| | AON CORP CP CASH | | 08/31/2023 | 5.600 | 11/14/2023 | 4,965,612 | | |
| | ARIZONA PUBLIC SERVICE COMPANY CP CASH | | 09/29/2023 | 5.400 | 10/02/2023 | 5,999,100 | | |
| | BERKSHIRE HATHAWAY ENERGY CO CP CASH | | 09/12/2023 | 5.450 | 10/11/2023 | 3,744,307 | | |
| | CIGNA GROUP CP CASH | | 09/21/2023 | 0.000 | 10/25/2023 | 2,490,903 | | |
| | CABOT CORPORATION CP CASH | | 09/29/2023 | 5.400 | 10/02/2023 | 4,999,250 | | |
| | CENTERPOINT ENERGY INC CP CASH | | 09/28/2023 | 0.000 | 10/23/2023 | 4,983,342 | | |
| | CONSOLIDATED EDISON COMPANY OF CP CASH | | 09/18/2023 | 5.470 | 10/16/2023 | 4,988,582 | | |
| | DAIMLER TRUCK FINANCE NORTH AM CP CASH | | 09/15/2023 | 0.000 | 10/16/2023 | 4,988,514 | | |
| | DOMINION ENERGY SOUTH CAROLINA M CP CASH | | 09/27/2023 | 5.500 | 10/11/2023 | 2,496,178 | | |
| | DOMINION ENERGY INC CP CASH | | 08/30/2023 | 5.500 | 10/06/2023 | 2,498,081 | | |
| | DOVER CORP CP CASH | | 09/29/2023 | 5.390 | 10/04/2023 | 4,997,753 | | |
| | DUKE ENERGY CORP CP CASH | | 09/20/2023 | 0.000 | 11/02/2023 | 3,980,519 | | |
| | EASTMAN CHEMICAL COMPANY CP CASH | | 09/19/2023 | 5.500 | 10/06/2023 | 4,996,174 | | |
| | EDISON INTERNATIONAL CP CASH | | 09/27/2023 | 5.650 | 10/10/2023 | 5,592,142 | | |
| | ENTERGY CORPORATION CP CASH | | 09/18/2023 | 0.000 | 10/17/2023 | 2,119,795 | | |
| | ENTERGY CORPORATION CP CASH | | 09/06/2023 | 0.000 | 12/05/2023 | 2,969,548 | | |
| | EQUIFAX INC CP CASH | | 09/01/2023 | 0.000 | 10/02/2023 | 4,999,226 | | |
| | EVERGY KANSAS CENTRAL INC CP CASH | | 09/20/2023 | 5.500 | 10/04/2023 | 4,997,704 | | |
| | FIDELITY NATIONAL INFORMATION CP CASH | | 09/28/2023 | 5.500 | 10/10/2023 | 1,497,937 | | |
| | FORTIVE CORP CP CASH | | 09/27/2023 | 5.490 | 10/11/2023 | 4,992,370 | | |
| | FORTUNE BRANDS INNOVATIONS INC CP CASH | | 09/25/2023 | 5.560 | 10/10/2023 | 4,993,044 | | |
| | GENERAL MOTORS FINANCIAL CO IN CP CASH | | 09/29/2023 | 5.450 | 10/02/2023 | 4,999,243 | | |
| | HUMANA INC CP CASH | | 09/28/2023 | 0.000 | 10/02/2023 | 4,999,247 | | |
| | INGREDION INC CP CASH | | 09/21/2023 | 5.470 | 10/05/2023 | 5,996,348 | | |
| | KEURIG DR PEPPER INC CP CASH | | 09/26/2023 | 5.470 | 10/11/2023 | 4,992,397 | | |
| | KINDER MORGAN INC CP CASH | | 09/29/2023 | 5.450 | 10/02/2023 | 6,998,940 | | |
| | L3HARRIS TECHNOLOGIES INC CP CASH | | 09/07/2023 | 5.500 | 10/03/2023 | 249,923 | | |
| | L3HARRIS TECHNOLOGIES INC CP CASH | | 09/07/2023 | 5.500 | 10/10/2023 | 2,246,831 | | |
| | MCCORMICK & COMPANY INCORPORAT CP CASH | | 09/12/2023 | 5.460 | 10/04/2023 | 4,997,719 | | |
| | MONDELEZ INTERNATIONAL INC CP CASH | | 09/29/2023 | 5.400 | 10/02/2023 | 5,999,100 | | |
| | NEXTERA ENERGY CAPITAL HOLDING CP CASH | | 09/18/2023 | 5.500 | 10/03/2023 | 499,847 | | |
| | NEXTERA ENERGY CAPITAL HOLDING CP CASH | | 09/07/2023 | 5.500 | 10/11/2023 | 2,995,400 | | |
| | O'REILLY AUTOMOTIVE INC CP CASH | | 09/11/2023 | 5.520 | 10/10/2023 | 4,993,079 | | |
| | ORACLE CORPORATION CP CASH | | 09/05/2023 | 0.000 | 10/04/2023 | 4,997,716 | | |

STATEMENT AS OF SEPTEMBER 30, 2023 OF THE EAGLE LIFE INSURANCE COMPANY

SCHEDULE E - PART 2 - CASH EQUIVALENTS

Show Investments Owned End of Current Quarter

| 1 CUSIP | 2 Description | 3 Code | 4 Date Acquired | 5 Rate of Interest | 6 Maturity Date | 7 Book/Adjusted Carrying Value | 8 Amount of Interest Due and Accrued | 9 Amount Received During Year |
|------------|---|-----------|--------------------|-----------------------|--------------------|-----------------------------------|---|----------------------------------|
| | PENSKE TRUCK LEASING CO LP CP CASH | | 09/21/2023 | 0.000 | 10/12/2023 | 2,495,792 | | |
| | PENSKE TRUCK LEASING CO LP CP CASH | | 09/26/2023 | 5.520 | 10/17/2023 | 2,493,862 | | |
| | REPUBLIC SERVICES INC CP CASH | | 09/20/2023 | 5.410 | 10/04/2023 | 4,997,742 | | |
| | RYDER SYSTEM INC CP CASH | | 09/06/2023 | 0.000 | 10/02/2023 | 4,999,229 | | |
| | SEMPRA CP CASH | | 09/18/2023 | 0.000 | 10/17/2023 | 4,987,687 | | |
| | SHERWIN-WILLIAMS COMPANY THE CP CASH | | 09/26/2023 | 5.420 | 10/19/2023 | 4,986,442 | | |
| | SPIRE INC CP CASH | | 08/29/2023 | 5.500 | 10/05/2023 | 2,998,157 | | |
| | SPIRE INC CP CASH | | 09/08/2023 | 0.000 | 10/19/2023 | 2,493,126 | | |
| | TAMPA ELECTRIC COMPANY CP CASH | | 09/08/2023 | 0.000 | 10/10/2023 | 1,997,205 | | |
| | TAMPA ELECTRIC COMPANY CP CASH | | 09/28/2023 | 0.000 | 11/01/2023 | 2,985,527 | | |
| | 3M CO CP CASH | | 09/06/2023 | 0.000 | 10/02/2023 | 4,999,219 | | |
| | TYSON FOODS INC CP CASH | | 09/27/2023 | 5.400 | 10/04/2023 | 4,997,749 | | |
| | UNION ELECTRIC CO CP CASH | | 09/27/2023 | 5.490 | 10/11/2023 | 4,992,370 | | |
| | VERIZON COMMUNICATIONS INC CP CASH | | 09/29/2023 | 5.370 | 10/02/2023 | 6,998,956 | | |
| | WEC ENERGY GROUP INC CP CASH | | 09/21/2023 | 5.460 | 10/02/2023 | 4,999,241 | | |
| | WEC ENERGY GROUP INC CP CASH | | 09/28/2023 | 0.000 | 10/05/2023 | 5,996,372 | | |
| | WRKCO INC CP CASH | | 09/19/2023 | 5.540 | 10/10/2023 | 4,993,062 | | |
| | WASHINGTON GAS LIGHT COMPANY CP CASH | | 09/12/2023 | 5.450 | 10/11/2023 | 4,992,409 | | |
| | WASTE MANAGEMENT INC CP CASH | | 09/29/2023 | 5.400 | 10/02/2023 | 4,999,250 | | |
| | ALIMENTATION COUCHE-TARD INC CP CASH | | 09/11/2023 | 5.550 | 10/12/2023 | 4,991,495 | | |
| | CANADIAN NATIONAL RAILWAY COMP CP CASH | | 08/15/2023 | 0.000 | 10/04/2023 | 4,997,713 | | |
| | CANADIAN PACIFIC RAILWAY COMPA CP CASH | | 09/29/2023 | 5.490 | 10/12/2023 | 4,991,610 | | |
| | NUTRIEN LTD CP CASH | | 08/21/2023 | 5.600 | 10/31/2023 | 4,976,517 | | |
| | TELUS CORPORATION CP CASH | | 08/24/2023 | 5.520 | 10/18/2023 | 4,986,890 | | |
| | THOMSON REUTERS CORPORATION CP CASH | | 09/06/2023 | 0.000 | 10/04/2023 | 4,997,712 | | |
| | EXPERIAN FINANCE PLC CP CASH | | 09/05/2023 | 5.470 | 10/13/2023 | 5,989,017 | | |
| | JOHNSON CONTROLS INTERNATIONAL CP CASH | | 09/26/2023 | 5.450 | 10/10/2023 | 4,993,182 | | |
| | LSEGA FINANCING PLC CP CASH | | 08/31/2023 | 5.520 | 10/10/2023 | 4,993,067 | | |
| | TYCO ELECTRONICS GROUP SA CP CASH | | 09/27/2023 | 5.410 | 10/02/2023 | 4,999,248 | | |
| 1019999999 | Subtotal - Bonds - Industrial and Miscellaneous (Unaffiliated) - Issuer Obligations | | | | | 292,268,406 | | |
| 1109999999 | Total - Industrial and Miscellaneous (Unaffiliated) Bonds | | | | | 292,268,406 | | |
| 1309999999 | Total - Hybrid Securities | | | | | | | |
| 1509999999 | Total - Parent, Subsidiaries and Affiliates Bonds | | | | | | | |
| 1909999999 | Subtotal - Unaffiliated Bank Loans | | | | | | | |
| 2419999999 | Total - Issuer Obligations | | | | | 701,250,303 | | |
| 2429999999 | Total - Residential Mortgage-Backed Securities | | | | | | | |
| 2439999999 | Total - Commercial Mortgage-Backed Securities | | | | | | | |
| 2449999999 | Total - Other Loan-Backed and Structured Securities | | | | | | | |
| 2459999999 | Total - SVO Identified Funds | | | | | | | |
| 2469999999 | Total - Affiliated Bank Loans | | | | | | | |
| 2479999999 | Total - Unaffiliated Bank Loans | | | | | | | |
| 2509999999 | Total Bonds | | | | | 701,250,303 | | |
| 8609999999 | Total Cash Equivalents | | | | | 701,250,303 | | |

Medicare Part D Coverage Supplement

NONE

Trusted Surplus - Cover

NONE

Trusted Surplus Statement - Assets

NONE

Trusted Surplus Statement - Liabilities and Trusted Surplus

NONE

OVERFLOW PAGE FOR WRITE-INS

NONE