



LIFE, ACCIDENT AND HEALTH COMPANIES/FRATERNAL BENEFIT SOCIETIES - ASSOCIATION EDITION

QUARTERLY STATEMENT

AS OF JUNE 30, 2024

OF THE CONDITION AND AFFAIRS OF THE

Eagle Life Insurance Company

NAIC Group Code 0408 2658 NAIC Company Code 13183 Employer's ID Number 26-3218907
(Current) (Prior)

Organized under the Laws of Iowa, State of Domicile or Port of Entry IA

Country of Domicile United States of America

Licensed as business type: Life, Accident and Health [X] Fraternal Benefit Societies []

Incorporated/Organized 08/28/2008 Commenced Business 08/28/2008

Statutory Home Office 6000 Westown Parkway West Des Moines, IA, US 50266-5921
(Street and Number) (City or Town, State, Country and Zip Code)

Main Administrative Office 6000 Westown Parkway
(Street and Number)
West Des Moines, IA, US 50266-5921 515-221-0002
(City or Town, State, Country and Zip Code) (Area Code) (Telephone Number)

Mail Address PO Box 71216 Des Moines, IA, US 50325
(Street and Number or P.O. Box) (City or Town, State, Country and Zip Code)

Primary Location of Books and Records 6000 Westown Parkway
(Street and Number)
West Des Moines, IA, US 50266-5921 515-221-0002
(City or Town, State, Country and Zip Code) (Area Code) (Telephone Number)

Internet Website Address www.eagle-lifeco.com

Statutory Statement Contact Chelsea Jennifer Fichtner 515-273-3876
(Name) (Area Code) (Telephone Number)
chelsea.fichtner@american-equity.com 515-440-2715
(E-mail Address) (FAX Number)

OFFICERS

Chief Executive Officer, President Bereket "Josh" Feyissa # Treasurer Steven D. Schwartz #
Chief Legal Officer, Senior Vice President, Corporate Secretary Erik H. Askelsen # Chief Corporate Actuary Angelika Feng #

OTHER

Lorenzo Lorilla #, Chief Investment Officer Nicholas P. Volpe #, Executive Vice President, Chief Technology and Operations Officer Shari V. Wood #, Senior Vice President, Chief of Staff and Head of Administrative Services
Aaron J. Boushek #, Chief Financial Officer

DIRECTORS OR TRUSTEES

Bereket "Josh" Feyissa Erik H. Askelsen # Aaron J. Boushek #
Reza Syed # Shari V. Wood #


State of Iowa SS:
County of Polk

The officers of this reporting entity being duly sworn, each depose and say that they are the described officers of said reporting entity, and that on the reporting period stated above, all of the herein described assets were the absolute property of the said reporting entity, free and clear from any liens or claims thereon, except as herein stated, and that this statement, together with related exhibits, schedules and explanations therein contained, annexed or referred to, is a full and true statement of all the assets and liabilities and of the condition and affairs of the said reporting entity as of the reporting period stated above, and of its income and deductions therefrom for the period ended, and have been completed in accordance with the NAIC Annual Statement Instructions and Accounting Practices and Procedures manual except to the extent that: (1) state law may differ; or, (2) that state rules or regulations require differences in reporting not related to accounting practices and procedures, according to the best of their information, knowledge and belief, respectively. Furthermore, the scope of this attestation by the described officers also includes the related corresponding electronic filing with the NAIC, when required, that is an exact copy (except for formatting differences due to electronic filing) of the enclosed statement. The electronic filing may be requested by various regulators in lieu of or in addition to the enclosed statement.

Bereket "Josh" Feyissa Chief Executive Officer, President
Erik H. Askelsen Chief Legal Officer, Corporate Secretary
Steven D. Schwartz Treasurer

Subscribed and sworn to before me this 25 day of July 2024
JaWon Matthews
JaWon Matthews
Financial & Accounting Analyst
02/16/2026

- a. Is this an original filing? Yes [X] No []
b. If no,
1. State the amendment number.....
2. Date filed
3. Number of pages attached.....!



STATEMENT AS OF JUNE 30, 2024 OF THE EAGLE LIFE INSURANCE COMPANY

ASSETS

	Current Statement Date			4 December 31 Prior Year Net Admitted Assets
	1 Assets	2 Nonadmitted Assets	3 Net Admitted Assets (Cols. 1 - 2)	
1. Bonds	2,050,864,478		2,050,864,478	2,238,964,999
2. Stocks:				
2.1 Preferred stocks				
2.2 Common stocks	75,168,721		75,168,721	
3. Mortgage loans on real estate:				
3.1 First liens	676,835,191		676,835,191	758,729,485
3.2 Other than first liens.....				
4. Real estate:				
4.1 Properties occupied by the company (less \$ encumbrances)				
4.2 Properties held for the production of income (less \$ encumbrances)				
4.3 Properties held for sale (less \$ encumbrances)				
5. Cash (\$108,876,206), cash equivalents (\$ 805,099,261) and short-term investments (\$ 5,000,000)	918,975,467		918,975,467	733,092,354
6. Contract loans (including \$ premium notes)				
7. Derivatives	47,004,656		47,004,656	43,397,791
8. Other invested assets	39,754,696		39,754,696	30,629,034
9. Receivables for securities	12,688,026		12,688,026	9,302,674
10. Securities lending reinvested collateral assets				
11. Aggregate write-ins for invested assets				
12. Subtotals, cash and invested assets (Lines 1 to 11)	3,821,291,235		3,821,291,235	3,814,116,337
13. Title plants less \$ charged off (for Title insurers only)				
14. Investment income due and accrued	25,646,513	604,606	25,041,907	24,883,014
15. Premiums and considerations:				
15.1 Uncollected premiums and agents' balances in the course of collection	1,192,955	1,192,955		
15.2 Deferred premiums, agents' balances and installments booked but deferred and not yet due (including \$ earned but unbilled premiums)				
15.3 Accrued retrospective premiums (\$) and contracts subject to redetermination (\$)				
16. Reinsurance:				
16.1 Amounts recoverable from reinsurers				
16.2 Funds held by or deposited with reinsured companies				
16.3 Other amounts receivable under reinsurance contracts	4,173,022		4,173,022	1,515,070
17. Amounts receivable relating to uninsured plans				
18.1 Current federal and foreign income tax recoverable and interest thereon				
18.2 Net deferred tax asset	40,641,853	19,649,450	20,992,403	15,006,013
19. Guaranty funds receivable or on deposit				
20. Electronic data processing equipment and software				
21. Furniture and equipment, including health care delivery assets (\$)	1,100	1,100		
22. Net adjustment in assets and liabilities due to foreign exchange rates				
23. Receivables from parent, subsidiaries and affiliates	1,022,389		1,022,389	
24. Health care (\$) and other amounts receivable				
25. Aggregate write-ins for other than invested assets	7,612,682	21,734	7,590,948	4,711,694
26. Total assets excluding Separate Accounts, Segregated Accounts and Protected Cell Accounts (Lines 12 to 25)	3,901,581,750	21,469,846	3,880,111,904	3,860,232,128
27. From Separate Accounts, Segregated Accounts and Protected Cell Accounts				
28. Total (Lines 26 and 27)	3,901,581,750	21,469,846	3,880,111,904	3,860,232,128
DETAILS OF WRITE-INS				
1101.				
1102.				
1103.				
1198. Summary of remaining write-ins for Line 11 from overflow page				
1199. Totals (Lines 1101 through 1103 plus 1198)(Line 11 above)				
2501. MISCELLANEOUS RECEIVABLES	445,459	21,734	423,724	259,075
2502. NEGATIVE IMR	7,167,223		7,167,223	4,452,619
2503.				
2598. Summary of remaining write-ins for Line 25 from overflow page				
2599. Totals (Lines 2501 through 2503 plus 2598)(Line 25 above)	7,612,682	21,734	7,590,948	4,711,694

STATEMENT AS OF JUNE 30, 2024 OF THE EAGLE LIFE INSURANCE COMPANY
LIABILITIES, SURPLUS AND OTHER FUNDS

	1 Current Statement Date	2 December 31 Prior Year
1. Aggregate reserve for life contracts \$ 3,426,904,193 less \$ included in Line 6.3 (including \$ Modco Reserve)	3,426,904,193	3,385,419,928
2. Aggregate reserve for accident and health contracts (including \$ Modco Reserve)		
3. Liability for deposit-type contracts (including \$ Modco Reserve).....	2,017,051	2,060,441
4. Contract claims:		
4.1 Life	17,634,316	16,215,687
4.2 Accident and health		
5. Policyholders' dividends/refunds to members \$ and coupons \$ due and unpaid		
6. Provision for policyholders' dividends, refunds to members and coupons payable in following calendar year - estimated amounts:		
6.1 Policyholders' dividends and refunds to members apportioned for payment (including \$ Modco)		
6.2 Policyholders' dividends and refunds to members not yet apportioned (including \$ Modco)		
6.3 Coupons and similar benefits (including \$ Modco)		
7. Amount provisionally held for deferred dividend policies not included in Line 6		
8. Premiums and annuity considerations for life and accident and health contracts received in advance less \$ discount; including \$ accident and health premiums		
9. Contract liabilities not included elsewhere:		
9.1 Surrender values on canceled contracts		
9.2 Provision for experience rating refunds, including the liability of \$ accident and health experience rating refunds of which \$ is for medical loss ratio rebate per the Public Health Service Act		
9.3 Other amounts payable on reinsurance, including \$ assumed and \$ ceded		
9.4 Interest Maintenance Reserve		
10. Commissions to agents due or accrued-life and annuity contracts \$ 1,924,438 , accident and health \$ and deposit-type contract funds \$	1,924,438	1,774,240
11. Commissions and expense allowances payable on reinsurance assumed		
12. General expenses due or accrued	3,331,114	1,799,162
13. Transfers to Separate Accounts due or accrued (net) (including \$ accrued for expense allowances recognized in reserves, net of reinsured allowances)		
14. Taxes, licenses and fees due or accrued, excluding federal income taxes	(40,093)	(266,358)
15.1 Current federal and foreign income taxes, including \$ on realized capital gains (losses)	3,784,104	4,769,321
15.2 Net deferred tax liability		
16. Unearned investment income	8,490	41,590
17. Amounts withheld or retained by reporting entity as agent or trustee	3,286,766	(896,798)
18. Amounts held for agents' account, including \$ agents' credit balances		
19. Remittances and items not allocated	14,935,935	27,574,918
20. Net adjustment in assets and liabilities due to foreign exchange rates		
21. Liability for benefits for employees and agents if not included above		
22. Borrowed money \$ and interest thereon \$		
23. Dividends to stockholders declared and unpaid		
24. Miscellaneous liabilities:		
24.01 Asset valuation reserve	10,013,095	9,636,525
24.02 Reinsurance in unauthorized and certified (\$) companies		
24.03 Funds held under reinsurance treaties with unauthorized and certified (\$) reinsurers		
24.04 Payable to parent, subsidiaries and affiliates	2,115,074	3,185,796
24.05 Drafts outstanding		
24.06 Liability for amounts held under uninsured plans		
24.07 Funds held under coinsurance		
24.08 Derivatives		
24.09 Payable for securities	8,087,097	5,189,817
24.10 Payable for securities lending		
24.11 Capital notes \$ and interest thereon \$		
25. Aggregate write-ins for liabilities	97,566,905	103,065,851
26. Total liabilities excluding Separate Accounts business (Lines 1 to 25)	3,591,568,485	3,559,570,120
27. From Separate Accounts Statement		
28. Total liabilities (Lines 26 and 27)	3,591,568,485	3,559,570,120
29. Common capital stock	2,500,000	2,500,000
30. Preferred capital stock		
31. Aggregate write-ins for other than special surplus funds		
32. Surplus notes		
33. Gross paid in and contributed surplus	281,101,569	280,783,670
34. Aggregate write-ins for special surplus funds		
35. Unassigned funds (surplus)	4,941,850	17,378,338
36. Less treasury stock, at cost:		
36.1 shares common (value included in Line 29 \$)		
36.2 shares preferred (value included in Line 30 \$)		
37. Surplus (Total Lines 31+32+33+34+35-36) (including \$ in Separate Accounts Statement)	286,043,419	298,162,008
38. Totals of Lines 29, 30 and 37	288,543,419	300,662,008
39. Totals of Lines 28 and 38 (Page 2, Line 28, Col. 3)	3,880,111,904	3,860,232,128
DETAILS OF WRITE-INS		
2501. AMOUNT DUE REINSURERS	97,566,905	103,065,851
2502.		
2503.		
2598. Summary of remaining write-ins for Line 25 from overflow page		
2599. Totals (Lines 2501 through 2503 plus 2598)(Line 25 above)	97,566,905	103,065,851
3101.		
3102.		
3103.		
3198. Summary of remaining write-ins for Line 31 from overflow page		
3199. Totals (Lines 3101 through 3103 plus 3198)(Line 31 above)		
3401.		
3402.		
3403.		
3498. Summary of remaining write-ins for Line 34 from overflow page		
3499. Totals (Lines 3401 through 3403 plus 3498)(Line 34 above)		

STATEMENT AS OF JUNE 30, 2024 OF THE EAGLE LIFE INSURANCE COMPANY

SUMMARY OF OPERATIONS

	1 Current Year To Date	2 Prior Year To Date	3 Prior Year Ended December 31
1. Premiums and annuity considerations for life and accident and health contracts	113,111,305	445,301,513	638,806,778
2. Considerations for supplementary contracts with life contingencies	142,772	66,972	375,111
3. Net investment income	127,673,853	45,460,863	122,170,099
4. Amortization of Interest Maintenance Reserve (IMR)	(1,499,422)	(394,216)	(1,497,797)
5. Separate Accounts net gain from operations excluding unrealized gains or losses			
6. Commissions and expense allowances on reinsurance ceded	73,772,313	29,298,401	79,292,345
7. Reserve adjustments on reinsurance ceded			
8. Miscellaneous Income:			
8.1 Income from fees associated with investment management, administration and contract guarantees from Separate Accounts			
8.2 Charges and fees for deposit-type contracts			
8.3 Aggregate write-ins for miscellaneous income		(86,037)	(86,037)
9. Totals (Lines 1 to 8.3)	313,200,821	519,647,496	839,060,499
10. Death benefits			
11. Matured endowments (excluding guaranteed annual pure endowments)			
12. Annuity benefits	23,032,648	22,420,004	36,323,549
13. Disability benefits and benefits under accident and health contracts			
14. Coupons, guaranteed annual pure endowments and similar benefits			
15. Surrender benefits and withdrawals for life contracts	176,013,703	66,026,163	170,490,792
16. Group conversions			
17. Interest and adjustments on contract or deposit-type contract funds	101,616	(85,435)	(22,058)
18. Payments on supplementary contracts with life contingencies	27,228	13,810	73,516
19. Increase in aggregate reserves for life and accident and health contracts	41,484,266	379,335,306	517,526,745
20. Totals (Lines 10 to 19)	240,659,460	467,709,848	724,392,544
21. Commissions on premiums, annuity considerations, and deposit-type contract funds (direct business only)	63,895,498	42,829,440	92,103,144
22. Commissions and expense allowances on reinsurance assumed	27,566	32,150	62,026
23. General insurance expenses and fraternal expenses	8,825,819	9,199,196	19,486,627
24. Insurance taxes, licenses and fees, excluding federal income taxes	2,827,157	977,247	2,901,670
25. Increase in loading on deferred and uncollected premiums			
26. Net transfers to or (from) Separate Accounts net of reinsurance			
27. Aggregate write-ins for deductions	654,112		
28. Totals (Lines 20 to 27)	316,889,612	520,747,881	838,946,011
29. Net gain from operations before dividends to policyholders and federal income taxes (Line 9 minus Line 28)	(3,688,791)	(1,100,385)	114,489
30. Dividends to policyholders and refunds to members			
31. Net gain from operations after dividends to policyholders, refunds to members and before federal income taxes (Line 29 minus Line 30)	(3,688,791)	(1,100,385)	114,489
32. Federal and foreign income taxes incurred (excluding tax on capital gains)	5,078,166	2,089,694	6,565,408
33. Net gain from operations after dividends to policyholders, refunds to members and federal income taxes and before realized capital gains or (losses) (Line 31 minus Line 32)	(8,766,958)	(3,190,079)	(6,450,919)
34. Net realized capital gains (losses) (excluding gains (losses) transferred to the IMR) less capital gains tax of \$ 1,294,062 (excluding taxes of \$ 0 transferred to the IMR)		68,464	68,464
35. Net income (Line 33 plus Line 34)	(8,766,958)	(3,121,616)	(6,382,455)
CAPITAL AND SURPLUS ACCOUNT			
36. Capital and surplus, December 31, prior year	300,662,008	317,198,900	317,198,900
37. Net income (Line 35)	(8,766,958)	(3,121,616)	(6,382,455)
38. Change in net unrealized capital gains (losses) less capital gains tax of \$ 1,166,324	(4,387,686)	(9,159,703)	(10,128,660)
39. Change in net unrealized foreign exchange capital gain (loss)	88,002		
40. Change in net deferred income tax	10,876,134	900,446	3,334,365
41. Change in nonadmitted assets	(6,262,288)	(7,697,510)	(3,857,172)
42. Change in liability for reinsurance in unauthorized and certified companies			
43. Change in reserve on account of change in valuation basis, (increase) or decrease			
44. Change in asset valuation reserve	(376,570)	6,006,759	4,616,399
45. Change in treasury stock			
46. Surplus (contributed to) withdrawn from Separate Accounts during period			
47. Other changes in surplus in Separate Accounts Statement			
48. Change in surplus notes			
49. Cumulative effect of changes in accounting principles			
50. Capital changes:			
50.1 Paid in			
50.2 Transferred from surplus (Stock Dividend)			
50.3 Transferred to surplus			
51. Surplus adjustment:			
51.1 Paid in	317,899	676,539	35,576
51.2 Transferred to capital (Stock Dividend)			
51.3 Transferred from capital			
51.4 Change in surplus as a result of reinsurance			
52. Dividends to stockholders			
53. Aggregate write-ins for gains and losses in surplus	(3,607,123)	(1,681,246)	(4,154,945)
54. Net change in capital and surplus for the year (Lines 37 through 53)	(12,118,589)	(14,076,330)	(16,536,892)
55. Capital and surplus, as of statement date (Lines 36 + 54)	288,543,419	303,122,570	300,662,008
DETAILS OF WRITE-INS			
08.301. CONVERSION - PLM			(86,037)
08.302. MISCELLANEOUS INCOME (EXPENSE)		(86,037)	
08.303.			
08.398. Summary of remaining write-ins for Line 8.3 from overflow page			
08.399. Totals (Lines 08.301 through 08.303 plus 08.398) (Line 8.3 above)		(86,037)	(86,037)
2701. MARKET VALUE ADJUSTMENT TO IMR - DIRECT	654,112		
2702.			
2703.			
2798. Summary of remaining write-ins for Line 27 from overflow page			
2799. Totals (Lines 2701 through 2703 plus 2798)(Line 27 above)	654,112		
5301. REINSURANCE ON IN-FORCE BUSINESS	(3,607,123)	(1,681,246)	(4,154,945)
5302. STOCK BASED COMPENSATION			
5303.			
5398. Summary of remaining write-ins for Line 53 from overflow page			
5399. Totals (Lines 5301 through 5303 plus 5398)(Line 53 above)	(3,607,123)	(1,681,246)	(4,154,945)

STATEMENT AS OF JUNE 30, 2024 OF THE EAGLE LIFE INSURANCE COMPANY

CASH FLOW

	1 Current Year To Date	2 Prior Year To Date	3 Prior Year Ended December 31
Cash from Operations			
1. Premiums collected net of reinsurance	113,254,077	445,368,485	636,065,559
2. Net investment income	127,310,938	78,727,486	121,478,470
3. Miscellaneous income	73,772,313	204,631	79,206,308
4. Total (Lines 1 to 3)	314,337,328	524,300,602	836,750,337
5. Benefit and loss related payments	197,756,566	87,367,471	210,897,927
6. Net transfers to Separate Accounts, Segregated Accounts and Protected Cell Accounts			
7. Commissions, expenses paid and aggregate write-ins for deductions	74,321,737	24,443,613	114,223,369
8. Dividends paid to policyholders			
9. Federal and foreign income taxes paid (recovered) net of \$ tax on capital gains (losses)	9,690,094	3,273,656	3,273,657
10. Total (Lines 5 through 9)	281,768,397	115,084,740	328,394,953
11. Net cash from operations (Line 4 minus Line 10)	32,568,931	409,215,862	508,355,385
Cash from Investments			
12. Proceeds from investments sold, matured or repaid:			
12.1 Bonds	327,419,726	119,445,747	581,663,868
12.2 Stocks		101,637	117,237
12.3 Mortgage loans	132,281,328	82,954,193	169,147,672
12.4 Real estate			
12.5 Other invested assets	132,997	67,319	240,671
12.6 Net gains or (losses) on cash, cash equivalents and short-term investments			
12.7 Miscellaneous proceeds	2,897,280		1,078,525
12.8 Total investment proceeds (Lines 12.1 to 12.7)	462,731,331	202,568,896	752,247,973
13. Cost of investments acquired (long-term only):			
13.1 Bonds	145,296,653	214,353,226	261,657,257
13.2 Stocks	75,080,807		
13.3 Mortgage loans	50,693,179	279,207,338	395,044,112
13.4 Real estate			
13.5 Other invested assets	9,883,244	7,539,710	16,610,168
13.6 Miscellaneous applications	6,992,217	50,012,637	19,454,821
13.7 Total investments acquired (Lines 13.1 to 13.6)	287,946,100	551,112,911	692,766,358
14. Net increase (or decrease) in contract loans and premium notes			
15. Net cash from investments (Line 12.8 minus Line 13.7 and Line 14)	174,785,231	(348,544,015)	59,481,615
Cash from Financing and Miscellaneous Sources			
16. Cash provided (applied):			
16.1 Surplus notes, capital notes			
16.2 Capital and paid in surplus, less treasury stock	317,899		35,576
16.3 Borrowed funds			
16.4 Net deposits on deposit-type contracts and other insurance liabilities	(43,390)	591,940	548,976
16.5 Dividends to stockholders			
16.6 Other cash provided (applied)	(21,745,558)	76,344,208	93,892,929
17. Net cash from financing and miscellaneous sources (Line 16.1 through Line 16.4 minus Line 16.5 plus Line 16.6)	(21,471,050)	76,936,148	94,477,481
RECONCILIATION OF CASH, CASH EQUIVALENTS AND SHORT-TERM INVESTMENTS			
18. Net change in cash, cash equivalents and short-term investments (Line 11, plus Lines 15 and 17)	185,883,113	137,607,995	662,314,481
19. Cash, cash equivalents and short-term investments:			
19.1 Beginning of year	733,092,354	70,777,873	70,777,873
19.2 End of period (Line 18 plus Line 19.1)	918,975,467	208,385,868	733,092,354

Note: Supplemental disclosures of cash flow information for non-cash transactions:

20.0001. ADDITIONAL PAID IN CAPITAL	317,899	676,539	35,576
---	---------	---------	--------

EXHIBIT 1

DIRECT PREMIUMS AND DEPOSIT-TYPE CONTRACTS

	1 Current Year To Date	2 Prior Year To Date	3 Prior Year Ended December 31
1. Individual life			
2. Group life			
3. Individual annuities	1,411,724,512	969,071,410	1,916,661,070
4. Group annuities			
5. Accident & health			
6. Fraternal			
7. Other lines of business			
8. Subtotal (Lines 1 through 7)	1,411,724,512	969,071,410	1,916,661,070
9. Deposit-type contracts			
10. Total (Lines 8 and 9)	1,411,724,512	969,071,410	1,916,661,070

NOTES TO FINANCIAL STATEMENTS

NOTE 1 Summary of Significant Accounting Policies and Going Concern

A. Accounting Practices

The financial statements of the Company are presented on the basis of accounting practices prescribed or permitted by the Iowa Department of Commerce, Insurance Division (the "Insurance Division").

The Insurance Division recognizes only statutory accounting practices prescribed or permitted by the State of Iowa for determining and reporting the financial condition and results of operations of an insurance company and for determining its solvency under Iowa Insurance Law. The National Association of Insurance Commissioners' ("NAIC") Accounting Practices and Procedures Manual ("NAIC SAP") has been adopted as a component of prescribed or permitted practices by the Insurance Division. The Company differs from NAIC SAP under Iowa Administrative Code 191 - Chapter 97, Accounting for Certain Derivative Instruments Used to Hedge the Growth in Interest Credited for Indexed Insurance Products and Accounting for the Indexed Insurance Products Reserve, a prescribed practice issued by the Insurance Division. Under this prescribed practice, call option derivative instruments that hedge the growth in interest credited on index products are accounted for at amortized cost with the corresponding amortization recorded as a decrease to net investment income and indexed annuity reserves are calculated based on Standard Valuation Law and Guideline 35 assuming the market value of the call options associated with the current index term is zero regardless of the observable market value for such options.

The Company also has a prescribed practice under Iowa Administrative Code 191 - Chapter 43 "Annuity Mortality Tables For Use In Determining Reserve Liabilities for Annuities" ("IAC 191-43") which allows the use of the Annuity 2000 Mortality Table for determining the minimum standard of valuation for annuities issued during 2015. The Company began using the 2012 IAR Mortality Table for annuities issued on or after January 1, 2016. NAIC SAP requires the use of the 2012 IAR Mortality Table for determining the minimum standard of valuation for annuities issued on or after January 1, 2015.

A reconciliation of the Company's net income and capital and surplus between NAIC SAP and practices prescribed and permitted by the Insurance Division is shown below:

	F/S	F/S		June 30, 2024	December 31, 2023
	SSAP #	Page	Line #		
NET INCOME					
(1) Net income, Iowa basis				\$ (8,766,958)	\$ (6,382,455)
State Prescribed Practices that are an increase/(decrease) from NAIC SAP:					
IAC 191-97					
(a) Net Investment income - derivatives	86	4	3	(41,428,453)	(74,342,811)
b) Change in reserves	51	4	19	(1,936,583)	56,419,321
IAC 191-43					
(c) Change in reserves, net	51	4	19	175,756	(241,569)
(2) Net Income (loss), NAIC SAP (1-a-b-c=2)				<u>\$ 34,422,323</u>	<u>\$ 11,782,604</u>
SURPLUS					
Statutory Surplus, Iowa Basis				\$ 288,543,419	\$ 300,662,008
(3) State Prescribed Practices that are an increase/(decrease) from NAIC SAP:					
IAC 191-97					
(a) Derivative instruments	86	2, 4	7, 3	(71,535,517)	(75,532,864)
(b) Reserves for indexed annuities	51	3, 4	1, 19	66,645,865	68,582,448
(c) Tax impact	101	2	18.2	1,026,827	1,459,587
IAC 191-43					
(d) Change in reserves	51	3, 4	1, 19	416,085	240,329
(e) Tax Impact	101	2	18.2	(87,378)	(50,469)
(4) Statutory surplus, NAIC SAP (3-a-b-c-d-e=4)				<u>\$ 292,077,537</u>	<u>\$ 305,962,977</u>

B. Use of Estimates in the Preparation of the Financial Statements

The preparation of financial statements in conformity with Statutory Accounting Principles requires management to make certain estimates that affect the reported assets and liabilities, including reporting or disclosure of contingent assets and liabilities as of the date of the financial statements and the reported amounts of revenues and expenses during the reporting period. Future events, including changes in interest rates and asset valuations, could cause actual results to differ in the near term from the estimates used in the financial statements.

The most significant estimates include those used in determining policy reserves, impairment losses on investments and federal income taxes. Although some variability is inherent in these estimates, the recorded amounts reflect management's best estimates based on facts and circumstances as of the date of the financial statements. Management believes the amounts provided are appropriate.

C. Accounting Policy

1. The Company considers all highly liquid debt instruments purchased with a maturity of twelve months or less to be short-term investments and are stated at amortized cost.

2. Investments in bonds rated NAIC 1-5 (including loan-backed securities), are reported at cost adjusted for amortization of premiums or discounts. Bonds with NAIC 6 ratings are reported at the lower of amortized cost or fair value. Amortization is computed using methods which result in a level yield over the life of the security. The Company reviews its prepayment assumptions on mortgage and other asset-backed securities at regular intervals and adjusts amortization rates retrospectively when such assumptions are changed due to experience and/or expected future patterns.

Realized capital gains and losses are recorded on the trade date and determined on the basis of specific identification and are recorded net of related federal income taxes and amounts transferred to the Interest Maintenance Reserve ("IMR"). Under a formula prescribed by the NAIC, the Company defers, in the IMR, the portion of realized gains and losses on sales of fixed income investments, principally bonds, attributable to changes in the general level of interest rates and amortizes those deferrals over the remaining period to maturity of the security. Pursuant to NAIC guidance INT 23-01, net negative (disallowed) IMR may be reported as an admitted asset by the reporting entity, subject to a limitation of 10% of the reporting entity's adjusted general account capital and surplus. The Asset Valuation Reserve ("AVR") is established by the Company to provide for anticipated losses in the event of default by issuers of certain invested assets. The AVR is determined using a formula that is intended to establish a reserve to offset potential credit-related investment losses.

The carrying values of all investments are reviewed on an ongoing basis for credit deterioration. An other-than-temporary impairment shall be considered to have occurred if it is probable that the reporting entity will be unable to collect all amounts due according to the contractual terms of a debt security in effect at the date of acquisition. If this review indicates a decline in fair value that is other than temporary, the carrying amount of the investment, other than loan-backed and structured securities, is reduced to its fair value and a specific other than temporary impairment is taken. A decline in fair value which is other than temporary includes situations where the Company has made a decision to sell a security prior to its maturity at an amount below its carrying value. Such reductions in carrying values are recognized as realized losses on investments.

3. Common stocks are stated at fair value based on the latest quoted market prices.

4. No significant changes have occurred in disclosure from December 31, 2023.

5. No significant changes have occurred in disclosure from December 31, 2023.

NOTES TO FINANCIAL STATEMENTS

6. If the fair value of a loan-backed or structured security is less than its amortized cost at the reporting date, the Company assesses whether the impairment is other than temporary. If the Company intends to sell the loan-backed or structured security, an other than temporary impairment is considered to have occurred and a loss is recognized through earnings in an amount equal to the excess of amortized cost over fair value at the reporting date.

If the Company does not intend to sell the loan-backed or structured security, the Company assesses whether it has the intent and ability to retain the investment in the security for a period of time sufficient to recover the amortized cost. If the Company does not have the intent and ability to retain the investment for the time sufficient to recover the amortized cost, an other than temporary impairment is considered to have occurred and a loss is recognized through earnings in an amount equal to the excess of amortized cost over fair value at the reporting date.

If the Company does not expect to recover the amortized cost basis of the security, it is unable to assert that it will recover its amortized cost even if it does not intend to sell the security and the entity has the intent and ability to hold such security. Therefore, in those situations, an other than temporary impairment is considered to have occurred and a loss is recognized in an amount equal to the excess of amortized cost over the present value of cash flows expected to be collected, discounted at the loan-backed or structured security's effective interest rate.

Interest income is recognized on an accrual basis. Dividend income is recognized when declared. The Company does not accrue income on bonds in default which are delinquent more than twelve months. Further, income is not accrued when collection is uncertain.

7. No significant changes have occurred in disclosure from December 31, 2023.

8. No significant changes have occurred in disclosure from December 31, 2023.

9. No significant changes have occurred in disclosure from December 31, 2023.

10. No significant changes have occurred in disclosure from December 31, 2023.

11. No significant changes have occurred in disclosure from December 31, 2023.

12. No significant changes have occurred in disclosure from December 31, 2023.

13. No significant changes have occurred in disclosure from December 31, 2023.

D. Going Concern

The Company's management has evaluated its ability to continue as a going concern and does not have substantial doubt the entity will continue as a going concern.

NOTE 2 Accounting Changes and Corrections of Errors

No significant changes have occurred in disclosure from December 31, 2023.

NOTE 3 Business Combinations and Goodwill

No significant changes have occurred in disclosure from December 31, 2023.

NOTE 4 Discontinued Operations

No significant changes have occurred in the disclosure from December 31, 2023.

NOTE 5 Investments

A. Mortgage Loans, including Mezzanine Real Estate Loans

No significant changes have occurred in the disclosure from December 31, 2023.

B. Debt Restructuring

No significant changes have occurred in the disclosure from December 31, 2023.

C. Reverse Mortgages

No significant changes have occurred in the disclosure from December 31, 2023.

D. Loan-Backed Securities

(1) Prepayment assumptions for loan-backed securities were obtained from third party rating agencies and/or third party loan servicers.

(2) For the six months ended June 30, 2024, the Company did not recognize other than temporary impairments ("OTTI") on its loan-backed securities on the basis of intent to sell and on the basis of the inability or lack of intent to retain the investment in the security for a period of time sufficient to recover the amortized cost basis as follows:

(3) The Company did not have any loan-backed securities for which the present value of cash flows expected to be collected was less than amortized cost, and as a result no OTTI was recorded during the six months ended June 30, 2024.

(4) For loan-backed and structured securities with unrealized losses as of June 30, 2024, the gross unrealized losses and fair value, aggregated by length of time that individual securities have been in a continuous unrealized loss position are summarized as follows:

a) The aggregate amount of unrealized losses:

1. Less than 12 Months	\$ 138,133
2. 12 Months or Longer	\$ 81,266,033

b) The aggregate related fair value of securities with unrealized losses:

1. Less than 12 Months	\$ 39,354,394
2. 12 Months or Longer	\$ 561,710,404

(5) The process for evaluating loan-backed and structured securities is based on a number of factors. The primary consideration in the evaluation process is the issuer's ability to meet current and future interest and principal payments as contractually stated at the time of purchase. The review of these securities includes an analysis of the cash flow modeling under various default scenarios considering independent third party benchmarks, the seniority of the specific tranche within the structure of the security, the composition of the collateral and the actual default, loss severity and prepayment experience exhibited. With the input of third party assumptions for default projections, loss severity and prepayment expectations, the Company evaluates the cash flow projections to determine whether the security is performing in accordance with its contractual obligations.

At June 30, 2024 the Company had no exposure to subprime loan-backed securities. Substantially all of the owned securities are in the highest rated tranche of the pool in which they are structured and are not subordinated to any other tranche.

NOTES TO FINANCIAL STATEMENTS

E. Dollar Repurchase Agreements and/or Securities Lending Transactions

- (1) No significant changes have occurred in disclosure from December 31, 2023.
- (2) No significant changes have occurred in disclosure from December 31, 2023.
- (3) The Company has not pledged as collateral any assets as part of a repurchase agreement or securities lending transaction during the six months ended June 30, 2024.
- (4) No significant changes have occurred in disclosure from December 31, 2023.
- (5) No significant changes have occurred in disclosure from December 31, 2023.
- (6) No significant changes have occurred in disclosure from December 31, 2023.
- (7) No significant changes have occurred in disclosure from December 31, 2023.

F. Repurchase Agreements Transactions Accounted for as Secured Borrowing

The Company did not have any repurchase agreements transactions accounted for as secured borrowing as of June 30, 2024.

G. Reverse Repurchase Agreements Transactions Accounted for as Secured Borrowing

The Company did not have any reverse repurchase agreements transactions accounted for as secured borrowing as of June 30, 2024.

H. Repurchase Agreements Transactions Accounted for as a Sale

The Company did not have any repurchase agreements transactions accounted for as a sale as of June 30, 2024.

I. Reverse Repurchase Agreements Transactions Accounted for as a Sale

The Company did not have any reverse repurchase agreements transactions accounted for as a sale as of June 30, 2024.

J. Real Estate

No significant changes have occurred in disclosure from December 31, 2023.

K. Low Income Housing tax Credits (LIHTC)

No significant changes have occurred in disclosure from December 31, 2023.

L. Restricted Assets

1. Restricted Assets (Including Pledged)

Restricted Asset Category	Gross (Admitted & Nonadmitted) Restricted						
	Current Year					6	7
	1	2	3	4	5		
Total General Account (G/A)	G/A Supporting S/A Activity (a)	Total Separate Account (S/A) Restricted Assets	S/A Assets Supporting G/A Activity (b)	Total (1 plus 3)	Total From Prior Year	Increase/ (Decrease) (5 minus 6)	
a. Subject to contractual obligation for which liability is not shown					\$ -		\$ -
b. Collateral held under security lending agreements					\$ -		\$ -
c. Subject to repurchase agreements					\$ -		\$ -
d. Subject to reverse repurchase agreements					\$ -		\$ -
e. Subject to dollar repurchase agreements					\$ -		\$ -
f. Subject to dollar reverse repurchase agreements					\$ -		\$ -
g. Placed under option contracts					\$ -		\$ -
h. Letter stock or securities restricted as to sale - excluding FHLB capital stock					\$ -		\$ -
i. FHLB capital stock					\$ -		\$ -
j. On deposit with states	\$ 3,496,784				\$ 3,496,784	\$ 2,842,671	\$ 654,113
k. On deposit with other regulatory bodies					\$ -		\$ -
l. Pledged collateral to FHLB (including assets backing funding agreements)					\$ -		\$ -
m. Pledged as collateral not captured in other categories					\$ -		\$ -
n. Other restricted assets					\$ -		\$ -
o. Total Restricted Assets (Sum of a through n)	\$ 3,496,784	\$ -	\$ -	\$ -	\$ 3,496,784	\$ 2,842,671	\$ 654,113

(a) Subset of Column 1

(b) Subset of Column 3

NOTES TO FINANCIAL STATEMENTS

Restricted Asset Category	Current Year			
	8 Total Non- admitted Restricted	9 Total Admitted Restricted (5 minus 8)	Percentage	
			10 Gross (Admitted & Non- admitted) Restricted to Total Assets (c)	11 Admitted Restricted to Total Admitted Assets (d)
a. Subject to contractual obligation for which liability is not shown		\$ -	0.00%	0.00%
b. Collateral held under security lending agreements		\$ -	0.00%	0.00%
c. Subject to repurchase agreements		\$ -	0.00%	0.00%
d. Subject to reverse repurchase agreements		\$ -	0.00%	0.00%
e. Subject to dollar repurchase agreements		\$ -	0.00%	0.00%
f. Subject to dollar reverse repurchase agreements		\$ -	0.00%	0.00%
g. Placed under option contracts		\$ -	0.00%	0.00%
h. Letter stock or securities restricted as to sale - excluding FHLB capital stock		\$ -	0.00%	0.00%
i. FHLB capital stock		\$ -	0.00%	0.00%
j. On deposit with states		\$ 3,496,784	0.09%	0.09%
k. On deposit with other regulatory bodies		\$ -	0.00%	0.00%
l. Pledged collateral to FHLB (including assets backing funding agreements)		\$ -	0.00%	0.00%
m. Pledged as collateral not captured in other categories		\$ -	0.00%	0.00%
n. Other restricted assets		\$ -	0.00%	0.00%
o. Total Restricted Assets (Sum of a through n)	\$ -	\$ 3,496,784	0.09%	0.09%

(c) Column 5 divided by Asset Page, Column 1, Line 28

(d) Column 9 divided by Asset Page, Column 3, Line 28

2. Detail of Assets Pledged as Collateral Not Captured in Other Categories (Contracts That Share Similar Characteristics, Such as Reinsurance and Derivatives, Are Reported in the Aggregate)

None.

3. Detail of Other Restricted Assets (Contracts That Share Similar Characteristics, Such as Reinsurance and Derivatives, Are Reported in the Aggregate)

None.

4. Collateral Received and Reflected as Assets Within the Reporting Entity's Financial Statements

None.

M. Working Capital Finance Investments

The Company did not have any working capital finance investments as of June 30, 2024.

N. Offsetting and Netting of Assets and Liabilities

The Company did not have any offsetting and netting of assets and liabilities as of June 30, 2024.

O. 5GI Securities

Investment	Number of 5GI Securities		Aggregate BACV		Aggregate Fair Value	
	Current Year	Prior Year	Current Year	Prior Year	Current Year	Prior Year
(1) Bonds - AC	2	3	\$ 5,830,586	\$ 6,328,911	\$ 3,548,196	\$ 4,873,669
(2) LB&SS - AC						
(3) Preferred Stock - AC						
(4) Preferred Stock - FV						
(5) Total (1+2+3+4)	2	3	\$ 5,830,586	\$ 6,328,911	\$ 3,548,196	\$ 4,873,669

AC - Amortized Cost FV - Fair Value

P. Short Sales

The Company did not have unsettled and settled short sale transactions outstanding as of June 30, 2024.

Q. Prepayment Penalty and Acceleration Fees

	General Account	Separate Account
1. Number of CUSIPs	1	
2. Aggregate Amount of Investment Income	\$ 89,007	

R. Reporting Entity's Share of Cash Pool by Asset Type

Asset Type	Percent Share
(1) Cash	11.9%
(2) Cash Equivalents	87.6%
(3) Short-Term Investments	0.5%
(4) Total (Must equal 100%)	100.0%

NOTES TO FINANCIAL STATEMENTS

NOTE 6 Joint Ventures, Partnerships and Limited Liability Companies

No significant changes have occurred in disclosure from December 31, 2023.

NOTE 7 Investment Income

No significant changes have occurred in disclosure from December 31, 2023.

NOTE 8 Derivative Instruments

The Company uses call options to pay the benefit provided for in the Company's indexed annuity insurance products. The financial characteristics of the call options purchased by the Company generally provide for the Company to be paid the one-year appreciation of various published indices. The term of the call options is generally one year. The Company pays cash to the counterparty based upon an agreed price at the outset of the contract. The counterparty usually pays a single payment at each due date.

The Company's hedging strategy attempts to mitigate any potential risk of loss under these agreements through a regular monitoring process which evaluates the program's effectiveness. The Company purchases its option contracts from its parent, American Equity Life, who purchases its options from nationally recognized investment banking institutions. The Company is exposed to risk of loss in the event of nonperformance by the counterparties and, accordingly, American Equity Life purchases its option contracts from multiple counterparties and evaluates the creditworthiness of all counterparties prior to purchase of the contracts.

In accordance with IAC 191-97, call option derivative instruments that hedge the growth in interest credited on index products, are accounted for at amortized cost with the corresponding amortization recorded as a decrease to net investment income.

For the six months ended June 30, 2024, proceeds received upon expiration of options and amortization of options (see Note 1 Derivative Instruments) included

	6/30/2024
Proceeds received upon expiration	\$ 83,520,670
Amortization	\$ (41,516,726)
	\$ 42,003,944
Less ceded options	\$ 159,975
	\$ 41,843,970

NOTE 9 Income Taxes

A. No significant changes have occurred in disclosure from December 31, 2023.

B. No significant changes have occurred in disclosure from December 31, 2023.

C. Current income taxes incurred consist of the following major components:

	(1) As of End of Current Period	(2) 12/31/2023	(3) (Col. 1 - 2) Change
1. Current Income Tax			
(a) Federal	\$ 5,078,166	\$ 6,565,408	\$ (1,487,242)
(b) Foreign		\$ -	\$ -
(c) Subtotal (1a+1b)	\$ 5,078,166	\$ 6,565,408	\$ (1,487,242)
(d) Federal income tax on net capital gains	\$ (1,294,062)	\$ (1,796,087)	\$ 502,025
(e) Utilization of capital loss carry-forwards		\$ -	\$ -
(f) Other		\$ -	\$ -
(g) Federal and foreign income taxes incurred (1c+1d+1e+1f)	\$ 3,784,104	\$ 4,769,321	\$ (985,217)

2. No significant changes have occurred in disclosure from December 31, 2023.

3. No significant changes have occurred in disclosure from December 31, 2023.

4. No significant changes have occurred in disclosure from December 31, 2023.

D. Analysis of Actual Income Tax Expense

The provision for federal income taxes incurred is different from that which would be obtained by applying the statutory federal income tax rate to income before income taxes including realized capital gains/losses. The significant items causing the difference are as follows:

	Amounts	Effective Tax Rate (%)
Provisions computed at statutory rate	\$ (4,696,969)	21.00%
Nondeductible expenses	51,753	-0.23%
IMR	(707,431)	3.16%
Change in non-admitted assets	(43,306)	0.19%
Valuation Allowance	(1,010,604)	4.52%
Stock Compensation	(81,131)	0.36%
Change in surplus as a result of reinsurance	(757,496)	3.39%
Other	153,154	-0.68%
Total	\$ (7,092,030)	31.71%
Federal income tax incurred	\$ 3,784,104	-16.92%
Change in net deferred income taxes	(10,876,134)	48.63%
Total statutory income tax	\$ (7,092,030)	31.71%

E. Operating Loss and Tax Credit Carryforwards and Protective Tax Deposits

At June 30, 2024, the company has a capital loss carryforward of \$14,919,614 that expires in 2027-2029 and a net operating loss carryforward of \$22,408,184 that does not expire.

F. Consolidated Federal Income Tax Return

The company is included in a consolidated insurance group federal tax return filed by American Equity Investment Life Insurance Company and subsidiaries.

G. Federal or Foreign Federal Income Tax Loss Contingencies

No significant changes have occurred in disclosure from December 31, 2023.

NOTES TO FINANCIAL STATEMENTS

H. Repatriation Transition Tax (RTT)

No significant changes have occurred in disclosure from December 31, 2023.

I. Alternative Minimum Tax (AMT) Credit

No significant changes have occurred in disclosure from December 31, 2023.

NOTE 10 Information Concerning Parent, Subsidiaries, Affiliates and Other Related Parties

- A. Effective May 2, 2024, Brookfield Reinsurance Ltd., an exempted company limited by shares established under the laws of Bermuda ("Brookfield Reinsurance"), indirectly acquired 100% of the issued and outstanding shares of capital stock of American Equity Investment Life Holding Company ("AEL"), formerly a publicly traded Iowa corporation, by means of a merger transaction. Following the closing of the Merger Transaction, AEL was then redomiciled from Iowa to Delaware and renamed American National Group Inc. ("ANGI"). ANGI continues to indirectly own 100% of the issued and outstanding shares of the Registrants. Effective May 2, 2024, following the closing of the Merger Transaction, the Registrant and other members of the American Equity group joined the U.S. direct insurance segment of Brookfield Reinsurance's operations.

NOTE 11 Debt

- A. No significant changes have occurred in disclosure from December 31, 2023.

B. FHLB (Federal Home Loan Bank) Agreements

The Company does not have any FHLB agreements for the for the six months ended June 30, 2024.

NOTE 12 Retirement Plans, Deferred Compensation, Postemployment Benefits and Compensated Absences and Other Postretirement Benefit Plans

A. Defined Benefit Plan

The Company does not participate in a defined benefit plan for the for the six months ended June 30, 2024.

- B-I. No significant changes have occurred in disclosure from December 31, 2023.

NOTE 13 Capital and Surplus, Dividend Restrictions and Quasi-Reorganizations

The change in unassigned funds (surplus) due to unrealized losses net of tax was (\$4,230,924) for the for the six months ended June 30, 2024.

NOTE 14 Liabilities, Contingencies and Assessments

No significant changes have occurred in disclosure from December 31, 2023.

NOTE 15 Leases

No significant changes have occurred in disclosure from December 31, 2023.

NOTE 16 Information About Financial Instruments With Off-Balance Sheet Risk and Financial Instruments With Concentrations of Credit Risk

(1)The table below summarizes the face amount of the Company's financial instruments with off-balance sheet risk as of the period indicated:

	ASSETS		LIABILITIES	
	6/30/2024	12/31/2023	6/30/2024	12/31/2023
a. Swaps		\$ -		\$ -
b. Futures		\$ -		\$ -
c. Options	\$ 47,004,656	\$ 43,397,791		\$ -
d. Total (a+b+c)	<u>\$ 47,004,656</u>	<u>\$ 43,397,791</u>	<u>\$ -</u>	<u>\$ -</u>

See Note 1 - Summary of Significant Accounting Policies for a summary of the Company's accounting policy for derivatives. See Note 8 - Derivatives for a description of the nature and terms of the Company's derivatives, including market risk and credit risk. See schedule DB of the Company's annual statement for additional detail.

(2-4) No significant changes have occurred in disclosure from December 31, 2023.

NOTE 17 Sale, Transfer and Servicing of Financial Assets and Extinguishments of Liabilities

A. Transfers of Receivables Reported as Sales

No significant changes have occurred in disclosure from December 31, 2023.

B. Transfer and Servicing of Financial Assets

The company did not have any transactions surrounding the transfers and servicing of financial assets during the for the six months ended June 30, 2024.

C. Wash Sales

In the course of the Company's asset management, securities are sold and reacquired within 30 days of the sale date. During the six months ended June 30, 2024, the Company did not have any transactions qualifying as wash sales.

NOTE 18 Gain or Loss to the Reporting Entity from Uninsured Plans and the Uninsured Portion of Partially Insured Plans

No significant changes have occurred in disclosure from December 31, 2023.

NOTE 19 Direct Premium Written/Produced by Managing General Agents/Third Party Administrators

No significant changes have occurred in disclosure from December 31, 2023.

NOTES TO FINANCIAL STATEMENTS

NOTE 20 Fair Value Measurements

A.

(1). Fair Value Measurements at Reporting Date

Description for each class of asset or liability	(Level 1)	(Level 2)	(Level 3)	Net Asset Value (NAV)	Total
a. Assets at fair value					
Other Invested Assets - ABS	\$ -		\$ 5,114,768		\$ 5,114,768
Common Stock			\$ 75,168,721		\$ 75,168,721
Total assets at fair value			\$ 80,283,489		\$ 80,283,489

(2) Fair Value Measurements in (Level 3) of the Fair Value hierarchy

Description	Ending Balance as of Prior Quarter End	Transfers into Level 3	Transfers out of Level 3	Total gains and (losses) included in Net Income	Total gains and (losses) included in Surplus	Purchases	Issuances	Sales	Settlements	Ending Balance for Current Quarter End
Common Stock						\$75,168,721				\$ 75,168,721
Other Invested Assets/ABS		\$ 5,620,963		\$ -	\$ (506,195)					\$ 5,114,768
Total Assets	\$ -	\$ 5,620,963	\$ -	\$ -	\$ (506,195)	\$75,168,721	\$ -	\$ -	\$ -	\$ 80,283,489

(3) Policy on Transfers Into and Out of Level 3

Transfers of securities among the levels occur at times and depend on the type of inputs used to determine fair value of each security.

(4) Inputs and Techniques Used for Level 2 and Level 3 Fair Values

No significant changes since December 31, 2023.

(5) Derivative Fair Values - None.

B. Other Fair Value Disclosures - None.

C. Aggregate fair value for all financial instruments and the level within the fair value hierarchy in which the fair value measurements in their entirety fall.

The following table represents the fair values and admitted values of all admitted assets and liabilities that are financial instruments excluding those accounted for under the equity method (subsidiaries and joint ventures). The fair values are also categorized into the three level fair value hierarchy.

Type of Financial Instrument	Aggregate Fair Value	Admitted Assets	(Level 1)	(Level 2)	(Level 3)	Net Asset Value (NAV)	Not Practicable (Carrying Value)
Assets							
Bonds	\$ 1,869,263,725	\$ 2,050,864,478	\$ 2,831,561	\$ 1,666,980,264	\$ 199,451,900	\$ -	\$ -
Common stock - affiliated	\$ 75,168,721	\$ 75,168,721	\$ -	\$ -	\$ 75,168,721	\$ -	\$ -
Mortgage loans on Real Estate	\$ 610,448,987	\$ 676,835,191	\$ -	\$ -	\$ 610,448,987	\$ -	\$ -
Derivative instruments	\$ 118,540,173	\$ 47,004,656	\$ -	\$ 118,540,173	\$ -	\$ -	\$ -
Other invested assets	\$ 40,145,425	\$ 39,754,696	\$ -	\$ 5,283,402	\$ 34,862,023	\$ -	\$ -
Cash and cash equivalents	\$ 913,975,467	\$ 913,975,467	\$ 913,975,467	\$ -	\$ -	\$ -	\$ -
Short-term investments	\$ 5,000,000	\$ 5,000,000	\$ -	\$ 5,000,000	\$ -	\$ -	\$ -
Liabilities							
Annuity reserves	\$ 3,306,817,288	\$ 3,427,921,238	\$ -	\$ -	\$ 3,306,817,288	\$ -	\$ -

The following methods and assumptions were used by the Company in estimating the fair values of financial instruments.

Bonds: The fair values of bonds are obtained from third parties and are based on quoted market prices when available. The third parties use yield data and other factors relating to instruments or securities with similar characteristics to determine fair value for securities that are not actively traded.

Mortgage loans on real estate: The fair values of mortgage loans on real estate are calculated using discounted expected cash flows using current competitive market interest rates currently being offered for similar loans.

Other invested assets: The fair values of other invested assets are obtained from third parties and are based on quoted market prices when available. The third parties use yield data and other factors relating to instruments or securities with similar characteristics to determine fair value for securities that are not actively traded.

Cash and cash equivalents: Amounts reported in the statutory-basis balance sheets for these instruments are reported at their historical cost which approximates fair value due to the nature of the assets assigned to this category.

Derivatives: The fair values of the Company's derivatives are based upon the amount of cash the Company will receive to settle each derivative instrument. The fair values of derivative instruments, primarily call options, are based upon the amount of cash that we will receive to settle each derivative instrument on the reporting date. These amounts are determined by our investment team using industry accepted valuation models. Inputs include market volatility and risk free interest rates and are used in income valuation techniques in arriving at a fair value for each option contract.

Annuity reserves: The fair values of the liabilities under contracts are stated at the cost the Company would incur to extinguish the liability (i.e., the cash surrender value).

D. Not Practicable to Estimate Fair Value

None.

NOTES TO FINANCIAL STATEMENTS

E. Estimates using NAV practical expedient

As of June 30, 2024, the Company did not have any investments measured using the NAV practical expedient.

NOTE 21 Other Items

No significant changes have occurred in disclosure from December 31, 2023.

Events Subsequent

Type I – Recognized Subsequent Events:

Subsequent events have been considered through July 25, 2024.

There are no subsequent events to report.

Type II – Nonrecognized Subsequent Events:

Subsequent events have been considered through July 25, 2024.

There are no subsequent events to report.

NOTE 23 Reinsurance

A. Ceded Reinsurance Report

No significant changes have occurred in disclosure from December 31, 2023.

NOTE 24 Retrospectively Rated Contracts & Contracts Subject to Redetermination

A. Disclose the method used by the reporting entity to estimate accrued retrospective premium adjustments.

No significant changes have occurred in disclosure from December 31, 2023.

B. Disclose whether accrued retrospective premiums are recorded through written premium or as an adjustment to earned premium.

No significant changes have occurred in disclosure from December 31, 2023.

C. Disclose the amount of net premiums written that are subject to retrospective rating features, as well as the corresponding percentage to total net premiums written.

No significant changes have occurred in disclosure from December 31, 2023.

D. Medical loss ratio rebates required pursuant to the Public Health Service Act.

No significant changes have occurred in disclosure from December 31, 2023.

E. Risk Sharing Provisions of the Affordable Care Act

The Company is not subject to risk-sharing provisions of the Affordable Care Act for the six months ended June 30, 2024.

NOTE 25 Change in Incurred Losses and Loss Adjustment Expenses

The Company did not have any changes in incurred losses attributable to insured events of prior years as of June 30, 2024.

NOTE 26 Intercompany Pooling Arrangements

No significant changes have occurred in disclosure from December 31, 2023.

NOTE 27 Structured Settlements

No significant changes have occurred in disclosure from December 31, 2023.

NOTE 28 Health Care Receivables

No significant changes have occurred in disclosure from December 31, 2023.

NOTE 29 Participating Policies

No significant changes have occurred in disclosure from December 31, 2023.

NOTE 30 Premium Deficiency Reserves

No significant changes have occurred in disclosure from December 31, 2023.

NOTE 31 Reserves for Life Contracts and Annuity Contracts

No significant changes have occurred in disclosure from December 31, 2023.

NOTES TO FINANCIAL STATEMENTS

NOTE 32 Analysis of Annuity Actuarial Reserves and Deposit Type Contract Liabilities by Withdrawal Characteristics

A. INDIVIDUAL ANNUITIES:

	General Account	Separate Account with Guarantees	Separate Account Nonguaranteed	Total	% of Total
(1) Subject to discretionary withdrawal:					
a. With market value adjustment	\$ 7,893,483,548			\$ 7,893,483,548	83.00%
b. At book value less current surrender charge of 5% or more	\$ 500,006,921			\$ 500,006,921	5.20%
c. At fair value	\$ -			\$ -	
d. Total with market value adjustment or at fair value (total of a through c)	\$ 8,393,490,469	\$ -	\$ -	\$ 8,393,490,469	88.20%
e. At book value without adjustment (minimal or no charge or adjustment)	\$ 1,118,540,123			\$ 1,118,540,123	11.80%
(2) Not subject to discretionary withdrawal	<u>\$ 1,953,844</u>			<u>\$ 1,953,844</u>	<u>0.00%</u>
(3) Total (gross: direct + assumed)	\$ 9,513,984,436	\$ -	\$ -	\$ 9,513,984,436	100.00%
(4) Reinsurance ceded	<u>\$ 6,087,080,243</u>			<u>\$ 6,087,080,243</u>	
(5) Total (net)* (3) - (4)	<u><u>\$ 3,426,904,193</u></u>	<u><u>\$ -</u></u>	<u><u>\$ -</u></u>	<u><u>\$ 3,426,904,193</u></u>	

(6) Amount included in A(1)b above that will move to A(1)e for the first time within the year after the statement date: \$ 87,805,174

* Reconciliation of total annuity actuarial reserves and deposit fund liabilities.

B. GROUP ANNUITIES:

The Company did not have any Group Annuities as of June 30 2024.

C. DEPOSIT-TYPE CONTRACTS (no life contingencies):

	General Account	Separate Account with Guarantees	Separate Account Nonguaranteed	Total	% of Total
(1) Subject to discretionary withdrawal:					
a. With market value adjustment				\$ -	
b. At book value less current surrender charge of 5% or more				\$ -	
c. At fair value				\$ -	
d. Total with market value adjustment or at fair value (total of a through c)	\$ -	\$ -	\$ -	\$ -	
e. At book value without adjustment (minimal or no charge or adjustment)				\$ -	
(2) Not subject to discretionary withdrawal	<u>\$ 2,743,122</u>			<u>\$ 2,743,122</u>	<u>100.00%</u>
(3) Total (gross: direct + assumed)	\$ 2,743,122	\$ -	\$ -	\$ 2,743,122	100.00%
(4) Reinsurance ceded	<u>\$ 726,071</u>			<u>\$ 726,071</u>	
(5) Total (net)* (3) - (4)	<u><u>\$ 2,017,051</u></u>	<u><u>\$ -</u></u>	<u><u>\$ -</u></u>	<u><u>\$ 2,017,051</u></u>	

(6) Amount included in C(1)b above that will move to C(1)e for the first time within the year after the statement date: \$ -

D. Life & Accident & Health Annual Statement:

	Amount
(1) Exhibit 5, Annuities Section, Total (net)	\$ 3,425,904,187
(2) Exhibit 5, Supplementary Contracts with Life Contingencies Section, Total (net)	\$ 1,000,006
(3) Exhibit 7, Deposit-Type Contracts, Line 14, Column 1	<u>\$ 2,017,051</u>
(4) Subtotal (1+2+3)	<u><u>\$ 3,428,921,244</u></u>
Separate Accounts Annual Statement:	
(5) Exhibit 3, Line 0299999, Column 2	
(6) Exhibit 3, Line 0399999, Column 2	
(7) Policyholder dividend and coupon accumulations	
(8) Policyholder premiums	
(9) Guaranteed interest contracts	
(10) Other contract deposit funds	
(11) Subtotal (5+6+7+8+9+10)	<u>\$ -</u>
(12) Combined Total (4+11)	<u><u>\$ 3,428,921,244</u></u>

NOTE 33 Analysis of Life Actuarial Reserves by Withdrawal Characteristics

The Company did not have any Life Actuarial Reserves as of June 30, 2024.

NOTE 34 Premium & Annuity Considerations Deferred and Uncollected

No significant changes have occurred in disclosure from December 31, 2023.

NOTE 35 Separate Accounts

No significant changes have occurred in disclosure from December 31, 2023.

NOTE 36 Loss/Claim Adjustment Expenses

No significant changes have occurred in disclosure from December 31, 2023.

STATEMENT AS OF JUNE 30, 2024 OF THE EAGLE LIFE INSURANCE COMPANY
GENERAL INTERROGATORIES

PART 1 - COMMON INTERROGATORIES

GENERAL

- 1.1 Did the reporting entity experience any material transactions requiring the filing of Disclosure of Material Transactions with the State of Domicile, as required by the Model Act? Yes [] No [X]
- 1.2 If yes, has the report been filed with the domiciliary state? Yes [] No []
- 2.1 Has any change been made during the year of this statement in the charter, by-laws, articles of incorporation, or deed of settlement of the reporting entity? Yes [] No [X]
- 2.2 If yes, date of change: _____
- 3.1 Is the reporting entity a member of an Insurance Holding Company System consisting of two or more affiliated persons, one or more of which is an insurer? Yes [X] No []
 If yes, complete Schedule Y, Parts 1 and 1A.
- 3.2 Have there been any substantial changes in the organizational chart since the prior quarter end? Yes [X] No []
- 3.3 If the response to 3.2 is yes, provide a brief description of those changes.
 Parent company American Equity Investment Life Holding Company was acquired by Brookfield Reinsurance Ltd. on May 2, 2024, then subsequently merged with the American National Group, LLC under the new name of American National Group Inc.
- 3.4 Is the reporting entity publicly traded or a member of a publicly traded group? Yes [X] No []
- 3.5 If the response to 3.4 is yes, provide the CIK (Central Index Key) code issued by the SEC for the entity/group. 0001039828
- 4.1 Has the reporting entity been a party to a merger or consolidation during the period covered by this statement? Yes [] No [X]
- 4.2 If yes, provide the name of the entity, NAIC Company Code, and state of domicile (use two letter state abbreviation) for any entity that has ceased to exist as a result of the merger or consolidation.
- | 1
Name of Entity | 2
NAIC Company Code | 3
State of Domicile |
|---------------------|------------------------|------------------------|
| | | |
5. If the reporting entity is subject to a management agreement, including third-party administrator(s), managing general agent(s), attorney-in-fact, or similar agreement, have there been any significant changes regarding the terms of the agreement or principals involved? Yes [] No [X] N/A []
 If yes, attach an explanation.

- 6.1 State as of what date the latest financial examination of the reporting entity was made or is being made. 12/31/2023
- 6.2 State the as of date that the latest financial examination report became available from either the state of domicile or the reporting entity. This date should be the date of the examined balance sheet and not the date the report was completed or released. 12/31/2018
- 6.3 State as of what date the latest financial examination report became available to other states or the public from either the state of domicile or the reporting entity. This is the release date or completion date of the examination report and not the date of the examination (balance sheet date). 06/25/2020
- 6.4 By what department or departments?
 DEPARTMENT OF COMMERCE, DIVISION OF INSURANCE, STATE OF IOWA
- 6.5 Have all financial statement adjustments within the latest financial examination report been accounted for in a subsequent financial statement filed with Departments? Yes [] No [] N/A [X]
- 6.6 Have all of the recommendations within the latest financial examination report been complied with? Yes [] No [] N/A [X]
- 7.1 Has this reporting entity had any Certificates of Authority, licenses or registrations (including corporate registration, if applicable) suspended or revoked by any governmental entity during the reporting period? Yes [] No [X]
- 7.2 If yes, give full information:

- 8.1 Is the company a subsidiary of a bank holding company regulated by the Federal Reserve Board? Yes [] No [X]
- 8.2 If response to 8.1 is yes, please identify the name of the bank holding company.

- 8.3 Is the company affiliated with one or more banks, thrifts or securities firms? Yes [] No [X]
- 8.4 If response to 8.3 is yes, please provide below the names and location (city and state of the main office) of any affiliates regulated by a federal regulatory services agency [i.e. the Federal Reserve Board (FRB), the Office of the Comptroller of the Currency (OCC), the Federal Deposit Insurance Corporation (FDIC) and the Securities Exchange Commission (SEC)] and identify the affiliate's primary federal regulator.

1 Affiliate Name	2 Location (City, State)	3 FRB	4 OCC	5 FDIC	6 SEC

STATEMENT AS OF JUNE 30, 2024 OF THE EAGLE LIFE INSURANCE COMPANY
GENERAL INTERROGATORIES

- 9.1 Are the senior officers (principal executive officer, principal financial officer, principal accounting officer or controller, or persons performing similar functions) of the reporting entity subject to a code of ethics, which includes the following standards? Yes [X] No []
 (a) Honest and ethical conduct, including the ethical handling of actual or apparent conflicts of interest between personal and professional relationships;
 (b) Full, fair, accurate, timely and understandable disclosure in the periodic reports required to be filed by the reporting entity;
 (c) Compliance with applicable governmental laws, rules and regulations;
 (d) The prompt internal reporting of violations to an appropriate person or persons identified in the code; and
 (e) Accountability for adherence to the code.
- 9.11 If the response to 9.1 is No, please explain:

- 9.2 Has the code of ethics for senior managers been amended? Yes [] No [X]
- 9.21 If the response to 9.2 is Yes, provide information related to amendment(s).

- 9.3 Have any provisions of the code of ethics been waived for any of the specified officers? Yes [] No [X]
- 9.31 If the response to 9.3 is Yes, provide the nature of any waiver(s).

FINANCIAL

- 10.1 Does the reporting entity report any amounts due from parent, subsidiaries or affiliates on Page 2 of this statement? Yes [X] No []
- 10.2 If yes, indicate any amounts receivable from parent included in the Page 2 amount: \$ 1,022,389

INVESTMENT

- 11.1 Were any of the stocks, bonds, or other assets of the reporting entity loaned, placed under option agreement, or otherwise made available for use by another person? (Exclude securities under securities lending agreements.) Yes [] No [X]
- 11.2 If yes, give full and complete information relating thereto:

12. Amount of real estate and mortgages held in other invested assets in Schedule BA: \$ 3,184,274
13. Amount of real estate and mortgages held in short-term investments: \$
- 14.1 Does the reporting entity have any investments in parent, subsidiaries and affiliates? Yes [X] No []
- 14.2 If yes, please complete the following:
- | | 1
Prior Year-End
Book/Adjusted
Carrying Value | 2
Current Quarter
Book/Adjusted
Carrying Value |
|---|--|---|
| 14.21 Bonds | \$ | \$ |
| 14.22 Preferred Stock | \$ | \$ |
| 14.23 Common Stock | \$ | \$ 75,168,721 |
| 14.24 Short-Term Investments | \$ | \$ |
| 14.25 Mortgage Loans on Real Estate | \$ | \$ |
| 14.26 All Other | \$ | \$ |
| 14.27 Total Investment in Parent, Subsidiaries and Affiliates (Subtotal Lines 14.21 to 14.26) | \$ | \$ 75,168,721 |
| 14.28 Total Investment in Parent included in Lines 14.21 to 14.26 above | \$ | \$ |
- 15.1 Has the reporting entity entered into any hedging transactions reported on Schedule DB? Yes [X] No []
- 15.2 If yes, has a comprehensive description of the hedging program been made available to the domiciliary state? Yes [X] No [] N/A []
 If no, attach a description with this statement.

16. For the reporting entity's security lending program, state the amount of the following as of the current statement date:
- 16.1 Total fair value of reinvested collateral assets reported on Schedule DL, Parts 1 and 2. \$
- 16.2 Total book/adjusted carrying value of reinvested collateral assets reported on Schedule DL, Parts 1 and 2 \$
- 16.3 Total payable for securities lending reported on the liability page. \$

STATEMENT AS OF JUNE 30, 2024 OF THE EAGLE LIFE INSURANCE COMPANY
GENERAL INTERROGATORIES

17. Excluding items in Schedule E - Part 3 - Special Deposits, real estate, mortgage loans and investments held physically in the reporting entity's offices, vaults or safety deposit boxes, were all stocks, bonds and other securities, owned throughout the current year held pursuant to a custodial agreement with a qualified bank or trust company in accordance with Section 1, III - General Examination Considerations, F. Outsourcing of Critical Functions, Custodial or Safekeeping Agreements of the NAIC Financial Condition Examiners Handbook? Yes [X] No []
- 17.1 For all agreements that comply with the requirements of the NAIC Financial Condition Examiners Handbook, complete the following:

1 Name of Custodian(s)	2 Custodian Address
STATE STREET BANK & TRUST	225 LIBERTY STREET , 2 WORLD FINANCIAL CENTER, NEW YORK, NY 10281 ...

- 17.2 For all agreements that do not comply with the requirements of the NAIC Financial Condition Examiners Handbook, provide the name, location and a complete explanation:

1 Name(s)	2 Location(s)	3 Complete Explanation(s)

- 17.3 Have there been any changes, including name changes, in the custodian(s) identified in 17.1 during the current quarter? Yes [] No [X]

- 17.4 If yes, give full information relating thereto:

1 Old Custodian	2 New Custodian	3 Date of Change	4 Reason

- 17.5 Investment management – Identify all investment advisors, investment managers, broker/dealers, including individuals that have the authority to make investment decisions on behalf of the reporting entity. For assets that are managed internally by employees of the reporting entity, note as such. ["...that have access to the investment accounts"; "...handle securities"]

1 Name of Firm or Individual	2 Affiliation
AMERICAN EQUITY INVESTMENT LIFE HOLDING CO	A.....
ARES CAPITAL MANAGEMENT III LLC	U.....
BARINGS LLC	U.....
BLACKROCK FINANCIAL MANAGEMENT INC.	U.....
METLIFE INVESTMENT MANAGEMENT, LLC	U.....
CON TERRA	U.....
PRETIUM MORTGAGE CREDIT MANAGEMENT, LLC	U.....
BROOKFIELD ASSET MANAGEMENT INSURANCE ADVISOR LLC	U.....
BROOKFIELD PUBLIC SECURITIES GROUP LLC	U.....
OAKTREE CAPITAL MANAGEMENT, L.P.	U.....
AMERICAN NATIONAL GROUP INC.	A.....

- 17.5097 For those firms/individuals listed in the table for Question 17.5, do any firms/individuals unaffiliated with the reporting entity (i.e. designated with a "U") manage more than 10% of the reporting entity's invested assets?..... Yes [X] No []

- 17.5098 For firms/individuals unaffiliated with the reporting entity (i.e. designated with a "U") listed in the table for Question 17.5, does the total assets under management aggregate to more than 50% of the reporting entity's invested assets?..... Yes [] No [X]

- 17.6 For those firms or individuals listed in the table for 17.5 with an affiliation code of "A" (affiliated) or "U" (unaffiliated), provide the information for the table below.

1 Central Registration Depository Number	2 Name of Firm or Individual	3 Legal Entity Identifier (LEI)	4 Registered With	5 Investment Management Agreement (IMA) Filed
168076	AMERICAN EQUITY INVESTMENT LIFE HOLDING CO	549300RK5RZQ740FPL83	DS.....
106006	ARES CAPITAL MANAGEMENT III LLC	549300N5FJT73X2E7715	SEC #801-78341	NO.....
107105	BARINGS LLC	ANDKRHQKPRRG4Q2KLR05	SEC #801-241	NO.....
142463	BLACKROCK FINANCIAL MANAGEMENT INC.	549300LVXY1VJKE13M84	SEC #801-48433	NO.....
.....	METLIFE INVESTMENT MANAGEMENT, LLC	EAU072Q8FCR1S0XGYJ21	SEC #801-67314	NO.....
.....	CON TERRA	NO.....
171026	PRETIUM MORTGAGE CREDIT MANAGEMENT, LLC	549300E8PSWPKEDX975	SEC #801-79924	NO.....
312792	BROOKFIELD ASSET MANAGEMENT INSURANCE ADVISOR LLC	254900H0HYXPY9MJ6D52	SEC #801-120634	NO.....
110497	BROOKFIELD PUBLIC SECURITIES GROUP LLC	1WRPHSOCNXS13QXAB332	SEC #801-34605	NO.....
106793	OAKTREE CAPITAL MANAGEMENT, L.P.	JOAJT0QKF9HWVYTX5K56	SEC #801-48923	NO.....
.....	AMERICAN NATIONAL GROUP INC.	5493001RRC5M591MY93	DS.....

- 18.1 Have all the filing requirements of the Purposes and Procedures Manual of the NAIC Investment Analysis Office been followed? Yes [X] No []

- 18.2 If no, list exceptions:

19. By self-designating 5GI securities, the reporting entity is certifying the following elements for each self-designated 5GI security:
 a. Documentation necessary to permit a full credit analysis of the security does not exist or an NAIC CRP credit rating for an FE or PL security is not available.
 b. Issuer or obligor is current on all contracted interest and principal payments.
 c. The insurer has an actual expectation of ultimate payment of all contracted interest and principal.
 Has the reporting entity self-designated 5GI securities? Yes [X] No []

20. By self-designating PLGI securities, the reporting entity is certifying the following elements of each self-designated PLGI security:
 a. The security was purchased prior to January 1, 2018.
 b. The reporting entity is holding capital commensurate with the NAIC Designation reported for the security.
 c. The NAIC Designation was derived from the credit rating assigned by an NAIC CRP in its legal capacity as a NRSRO which is shown on a current private letter rating held by the insurer and available for examination by state insurance regulators.
 d. The reporting entity is not permitted to share this credit rating of the PL security with the SVO.
 Has the reporting entity self-designated PLGI securities? Yes [] No [X]

21. By assigning FE to a Schedule BA non-registered private fund, the reporting entity is certifying the following elements of each self-designated FE fund:
 a. The shares were purchased prior to January 1, 2019.
 b. The reporting entity is holding capital commensurate with the NAIC Designation reported for the security.
 c. The security had a public credit rating(s) with annual surveillance assigned by an NAIC CRP in its legal capacity as an NRSRO prior to January 1, 2019.
 d. The fund only or predominantly holds bonds in its portfolio.
 e. The current reported NAIC Designation was derived from the public credit rating(s) with annual surveillance assigned by an NAIC CRP in its legal capacity as an NRSRO.
 f. The public credit rating(s) with annual surveillance assigned by an NAIC CRP has not lapsed.
 Has the reporting entity assigned FE to Schedule BA non-registered private funds that complied with the above criteria? Yes [] No [X]

STATEMENT AS OF JUNE 30, 2024 OF THE EAGLE LIFE INSURANCE COMPANY

GENERAL INTERROGATORIES

PART 2 - LIFE AND ACCIDENT AND HEALTH COMPANIES/FRATERNAL BENEFIT SOCIETIES

Life and Accident Health Companies/Fraternal Benefit Societies:

1. Report the statement value of mortgage loans at the end of this reporting period for the following categories:

	1 Amount
1.1 Long-Term Mortgages In Good Standing	
1.11 Farm Mortgages	\$..... 50,775,332
1.12 Residential Mortgages	\$..... 456,420,682
1.13 Commercial Mortgages	\$..... 153,398,048
1.14 Total Mortgages in Good Standing	<u>\$..... 660,594,062</u>
1.2 Long-Term Mortgages In Good Standing with Restructured Terms	
1.21 Total Mortgages in Good Standing with Restructured Terms.....	<u>\$.....</u>
1.3 Long-Term Mortgage Loans Upon which Interest is Overdue more than Three Months	
1.31 Farm Mortgages	\$.....
1.32 Residential Mortgages	\$..... 7,788,217
1.33 Commercial Mortgages	\$.....
1.34 Total Mortgages with Interest Overdue more than Three Months	<u>\$..... 7,788,217</u>
1.4 Long-Term Mortgage Loans in Process of Foreclosure	
1.41 Farm Mortgages	\$.....
1.42 Residential Mortgages	\$..... 8,452,912
1.43 Commercial Mortgages	\$.....
1.44 Total Mortgages in Process of Foreclosure	<u>\$..... 8,452,912</u>
1.5 Total Mortgage Loans (Lines 1.14 + 1.21 + 1.34 + 1.44) (Page 2, Column 3, Lines 3.1 + 3.2)	<u>\$..... 676,835,191</u>
1.6 Long-Term Mortgages Foreclosed, Properties Transferred to Real Estate in Current Quarter	
1.61 Farm Mortgages	\$.....
1.62 Residential Mortgages	\$.....
1.63 Commercial Mortgages	\$.....
1.64 Total Mortgages Foreclosed and Transferred to Real Estate	<u>\$.....</u>
2. Operating Percentages:	
2.1 A&H loss percent	%
2.2 A&H cost containment percent	%
2.3 A&H expense percent excluding cost containment expenses	%
3.1 Do you act as a custodian for health savings accounts?	Yes [] No [X]
3.2 If yes, please provide the amount of custodial funds held as of the reporting date	\$
3.3 Do you act as an administrator for health savings accounts?	Yes [] No [X]
3.4 If yes, please provide the balance of the funds administered as of the reporting date	\$
4. Is the reporting entity licensed or chartered, registered, qualified, eligible or writing business in at least two states?	Yes [X] No []
4.1 If no, does the reporting entity assume reinsurance business that covers risks residing in at least one state other than the state of domicile of the reporting entity?	Yes [] No []

Fraternal Benefit Societies Only:

- 5.1 In all cases where the reporting entity has assumed accident and health risks from another company, provisions should be made in this statement on account of such reinsurances for reserve equal to that which the original company would have been required to establish had it retained the risks. Has this been done?
- 5.2 If no, explain:
- 6.1 Does the reporting entity have outstanding assessments in the form of liens against policy benefits that have increased surplus?
- 6.2 If yes, what is the date(s) of the original lien and the total outstanding balance of liens that remain in surplus?

Date	Outstanding Lien Amount
.....

SCHEDULE S - CEDED REINSURANCE

Showing All New Reinsurance Treaties - Current Year to Date

1 NAIC Company Code	2 ID Number	3 Effective Date	4 Name of Reinsurer	5 Domiciliary Jurisdiction	6 Type of Reinsurance Ceded	7 Type of Business Ceded	8 Type of Reinsurer	9 Certified Reinsurer Rating (1 through 6)	10 Effective Date of Certified Reinsurer Rating
NONE									

STATEMENT AS OF JUNE 30, 2024 OF THE EAGLE LIFE INSURANCE COMPANY
SCHEDULE T - PREMIUMS AND ANNUITY CONSIDERATIONS

Current Year To Date - Allocated by States and Territories

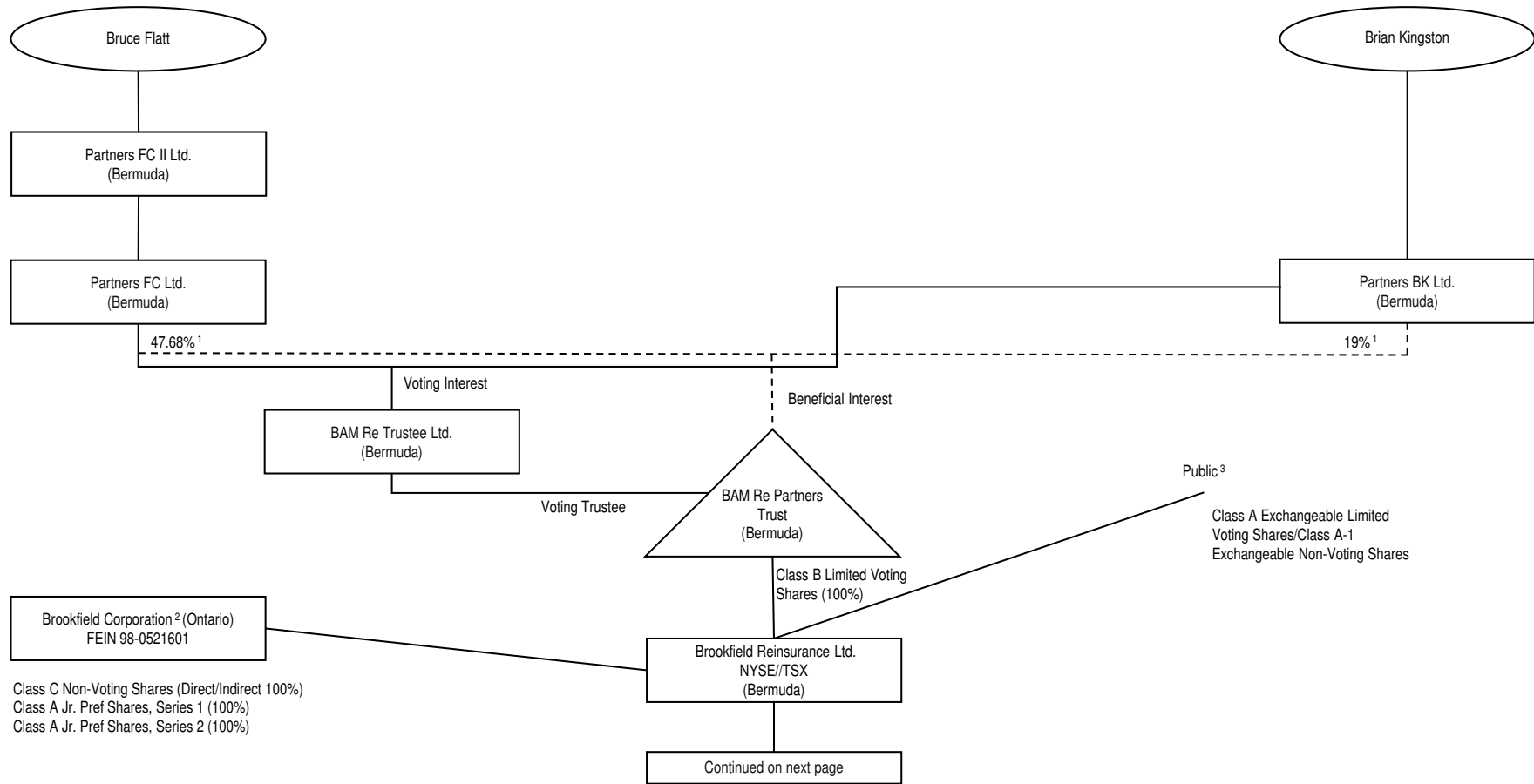
States, Etc.	1 Active Status (a)	Life Contracts		Direct Business Only			
		2 Life Insurance Premiums	3 Annuity Considerations	4 Accident and Health Insurance Premiums, Including Policy, Membership and Other Fees	5 Other Considerations	6 Total Columns 2 Through 5	7 Deposit-Type Contracts
1. Alabama	AL	L	18,414,808			18,414,808	
2. Alaska	AK	L	1,042,210			1,042,210	
3. Arizona	AZ	L	19,394,977			19,394,977	
4. Arkansas	AR	L	24,050,980			24,050,980	
5. California	CA	L	66,595,311			66,595,311	
6. Colorado	CO	L	20,383,215			20,383,215	
7. Connecticut	CT	L	18,599,687			18,599,687	
8. Delaware	DE	L	1,960,442			1,960,442	
9. District of Columbia	DC	L	1,382,212			1,382,212	
10. Florida	FL	L	179,755,394			179,755,394	
11. Georgia	GA	L	60,963,133			60,963,133	
12. Hawaii	HI	L	35,846,659			35,846,659	
13. Idaho	ID	L	4,982,653			4,982,653	
14. Illinois	IL	L	43,120,271			43,120,271	
15. Indiana	IN	L	32,207,391			32,207,391	
16. Iowa	IA	L	7,451,031			7,451,031	
17. Kansas	KS	L	4,892,019			4,892,019	
18. Kentucky	KY	L	17,224,536			17,224,536	
19. Louisiana	LA	L	14,800,529			14,800,529	
20. Maine	ME	L	3,156,437			3,156,437	
21. Maryland	MD	L	18,113,592			18,113,592	
22. Massachusetts	MA	L	12,284,555			12,284,555	
23. Michigan	MI	L	98,291,975			98,291,975	
24. Minnesota	MN	L	23,502,736			23,502,736	
25. Mississippi	MS	L	8,685,810			8,685,810	
26. Missouri	MO	L	15,742,460			15,742,460	
27. Montana	MT	L	2,452,958			2,452,958	
28. Nebraska	NE	L	4,791,481			4,791,481	
29. Nevada	NV	L	8,397,404			8,397,404	
30. New Hampshire	NH	L	5,793,272			5,793,272	
31. New Jersey	NJ	L	33,253,793			33,253,793	
32. New Mexico	NM	L	1,648,069			1,648,069	
33. New York	NY	N					
34. North Carolina	NC	L	53,286,034			53,286,034	
35. North Dakota	ND	L	2,423,181			2,423,181	
36. Ohio	OH	L	109,364,913			109,364,913	
37. Oklahoma	OK	L	14,577,448			14,577,448	
38. Oregon	OR	L	11,371,446			11,371,446	
39. Pennsylvania	PA	L	61,397,107			61,397,107	
40. Rhode Island	RI	L	2,038,248			2,038,248	
41. South Carolina	SC	L	38,761,451			38,761,451	
42. South Dakota	SD	L	3,640,347			3,640,347	
43. Tennessee	TN	L	54,470,702			54,470,702	
44. Texas	TX	L	118,561,702			118,561,702	
45. Utah	UT	L	5,541,896			5,541,896	
46. Vermont	VT	L	715,954			715,954	
47. Virginia	VA	L	42,872,918			42,872,918	
48. Washington	WA	L	24,492,531			24,492,531	
49. West Virginia	WV	L	13,628,671			13,628,671	
50. Wisconsin	WI	L	44,893,718			44,893,718	
51. Wyoming	WY	L	503,349			503,349	
52. American Samoa	AS	N					
53. Guam	GU	N					
54. Puerto Rico	PR	N					
55. U.S. Virgin Islands	VI	N	900			900	
56. Northern Mariana Islands	MP	N					
57. Canada	CAN	N					
58. Aggregate Other Aliens	OT	XXX					
59. Subtotal	XXX		1,411,724,512			1,411,724,512	
90. Reporting entity contributions for employee benefits plans	XXX						
91. Dividends or refunds applied to purchase paid-up additions and annuities	XXX						
92. Dividends or refunds applied to shorten endowment or premium paying period	XXX						
93. Premium or annuity considerations waived under disability or other contract provisions	XXX						
94. Aggregate or other amounts not allocable by State	XXX						
95. Totals (Direct Business)	XXX		1,411,724,512			1,411,724,512	
96. Plus Reinsurance Assumed	XXX		38,458			38,458	
97. Totals (All Business)	XXX		1,411,762,970			1,411,762,970	
98. Less Reinsurance Ceded	XXX		1,298,717,148			1,298,717,148	(65,483)
99. Totals (All Business) less Reinsurance Ceded	XXX		113,045,822			113,045,822	65,483
DETAILS OF WRITE-INS							
58001.	XXX						
58002.	XXX						
58003.	XXX						
58998. Summary of remaining write-ins for Line 58 from overflow page	XXX						
58999. Totals (Lines 58001 through 58003 plus 58998)(Line 58 above)	XXX						
9401.	XXX						
9402.	XXX						
9403.	XXX						
9498. Summary of remaining write-ins for Line 94 from overflow page	XXX						
9499. Totals (Lines 9401 through 9403 plus 9498)(Line 94 above)	XXX						

(a) Active Status Counts:

- 1. L - Licensed or Chartered - Licensed insurance carrier or domiciled RRG..... 50
- 2. R - Registered - Non-domiciled RRGs.....
- 3. E - Eligible - Reporting entities eligible or approved to write surplus lines in the state.....
- 4. Q - Qualified - Qualified or accredited reinsurer.....
- 5. N - None of the above - Not allowed to write business in the state..... 7

STATEMENT AS OF JUNE 30, 2024 OF THE EAGLE LIFE INSURANCE COMPANY

SCHEDULE Y - INFORMATION CONCERNING ACTIVITIES OF INSURER MEMBERS OF A HOLDING COMPANY GROUP
PART 1 - ORGANIZATIONAL CHART AS OF 6/30/2024



12

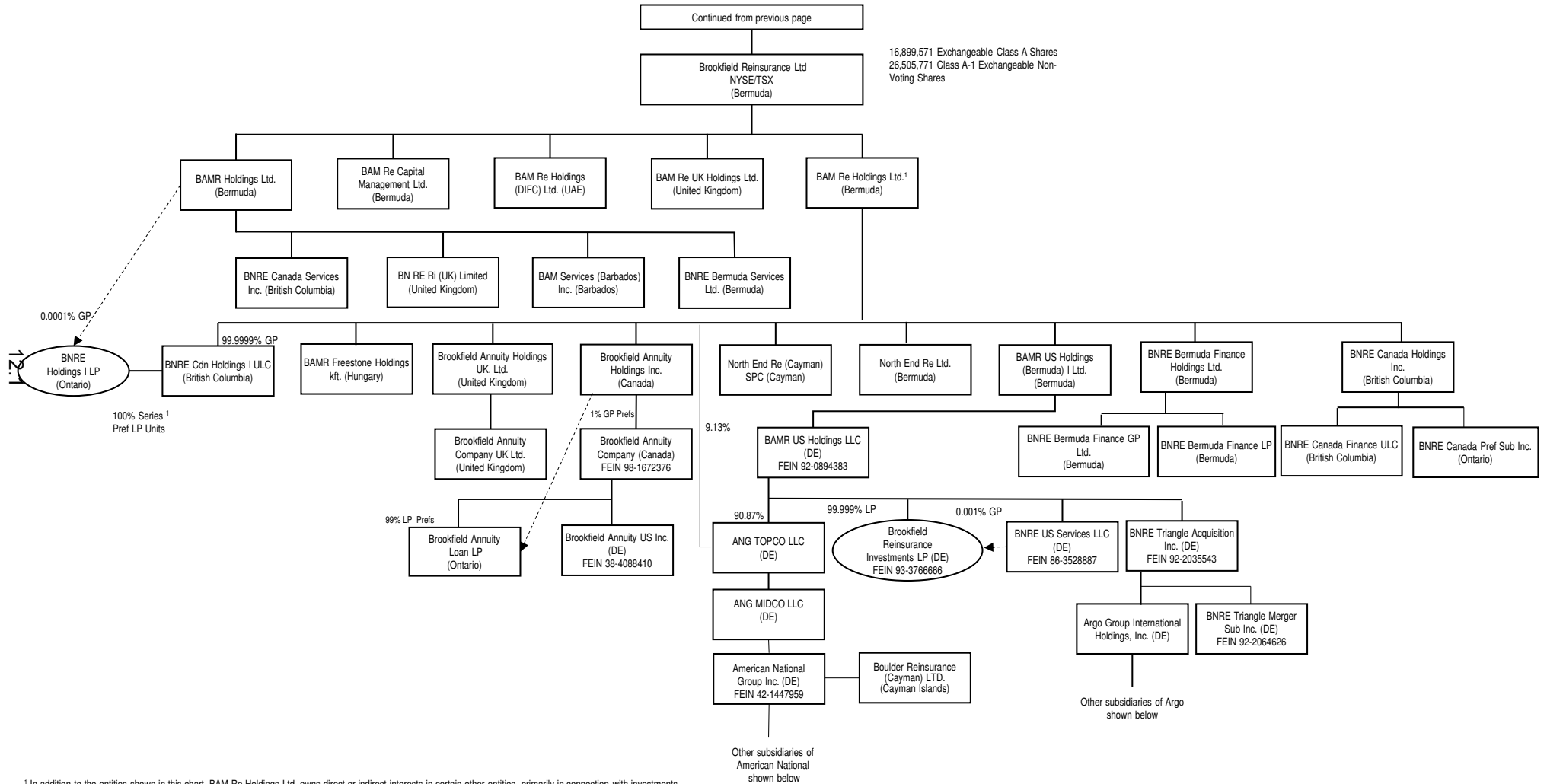
¹ This percentage represents both the percentage of beneficial interest in the BAM Re Partners Trust and the percentage of voting interest in BAM Re Trustee Ltd., which are the same percentage numbers. The remaining 33.32% beneficial interest in BAM Re Partners Trust and 33.32% voting interest in its trustee, BAM Re Trustee, is held through entities owned by (i) Sachin Shah (6.66%), (ii) Anuj Ranjan (6.66%) (iii) Connor Teskey (6.66%), (iv) Cyrus Madon (6.66%) and (v) Sam Pollock (6.66%).

² Pursuant to Commissioner's Order No. 2022-7321 (HCS No. 1130540), Brookfield Corporation is not a control person within the Registrants' holding company system, however Brookfield Corporation is included in this organizational chart due to certain commitments made by Brookfield Corporation in connection with its disclaimer of affiliation filing.

³ To the Company's knowledge based on filings made with the SEC as of the date hereof, Bruce Flatt is the only person holding 10% or more of the voting power of the Brookfield Reinsurance Ltd. Class A Shares

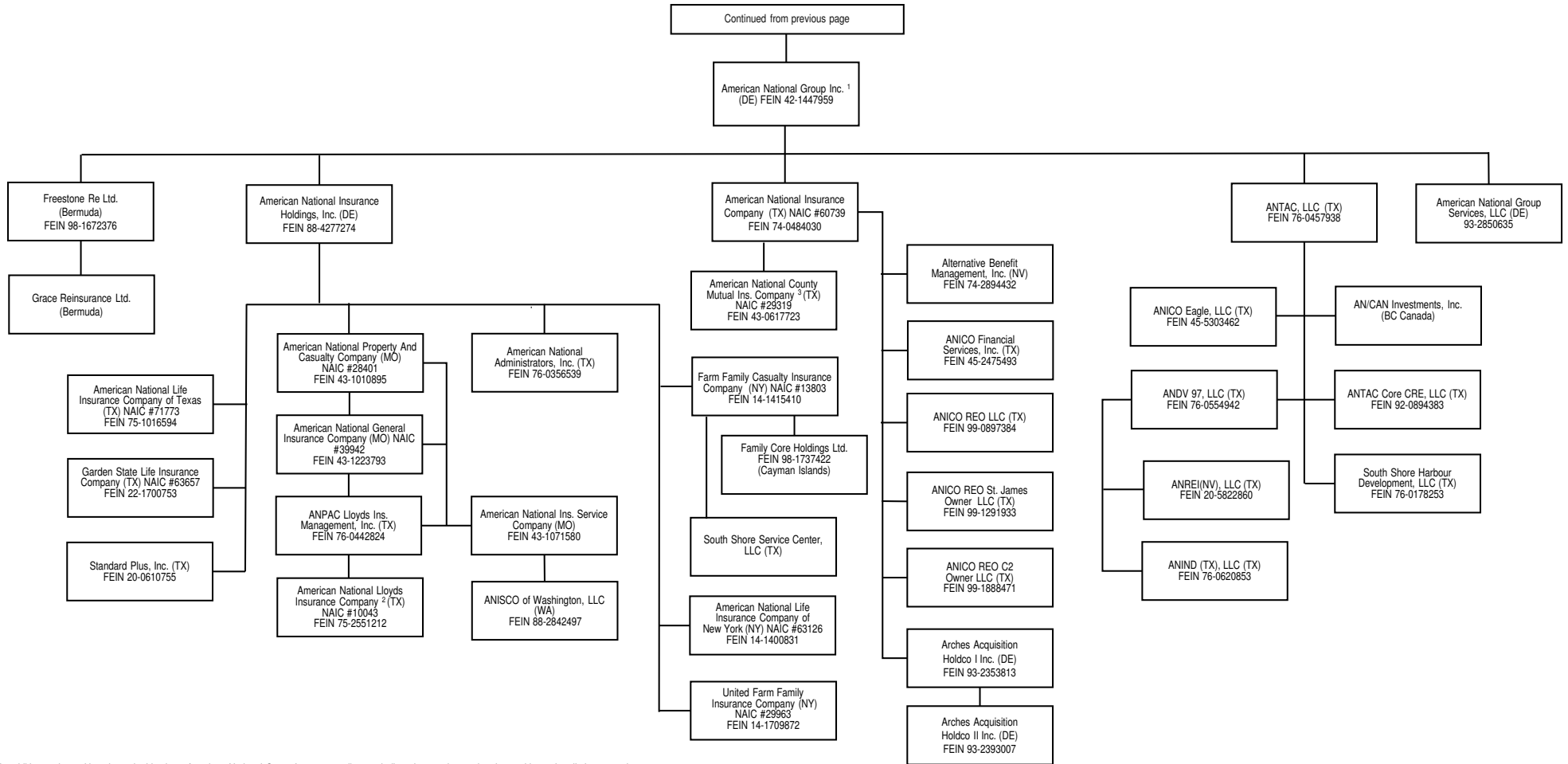
STATEMENT AS OF JUNE 30, 2024 OF THE EAGLE LIFE INSURANCE COMPANY

SCHEDULE Y - INFORMATION CONCERNING ACTIVITIES OF INSURER MEMBERS OF A HOLDING COMPANY GROUP
PART 1 - ORGANIZATIONAL CHART AS OF 6/30/2024



STATEMENT AS OF JUNE 30, 2024 OF THE EAGLE LIFE INSURANCE COMPANY

SCHEDULE Y - INFORMATION CONCERNING ACTIVITIES OF INSURER MEMBERS OF A HOLDING COMPANY GROUP
PART 1 - ORGANIZATIONAL CHART AS OF 6/30/2024



12.2

¹ In addition to the entities shown in this chart, American National Group Inc. owns a direct or indirect interest in certain other entities, primarily in connection with real estate and other investments.

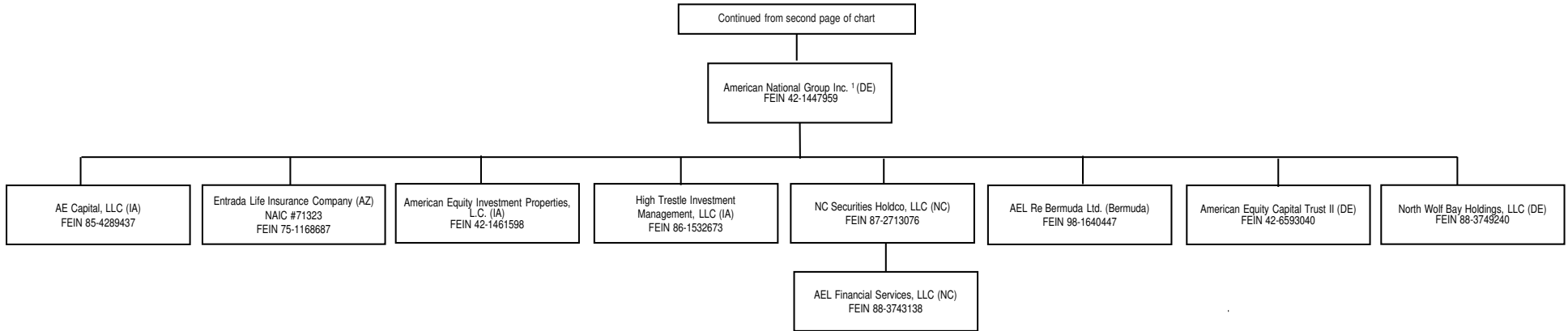
² Not a subsidiary company, but managed by ANPAC Lloyds Insurance Management, Inc.

³ Not a subsidiary company but managed by American National Insurance Company.

Note: All subsidiaries are wholly owned, except as noted.

STATEMENT AS OF JUNE 30, 2024 OF THE EAGLE LIFE INSURANCE COMPANY

**SCHEDULE Y - INFORMATION CONCERNING ACTIVITIES OF INSURER MEMBERS OF A HOLDING COMPANY GROUP
PART 1 - ORGANIZATIONAL CHART AS OF 6/30/2024**



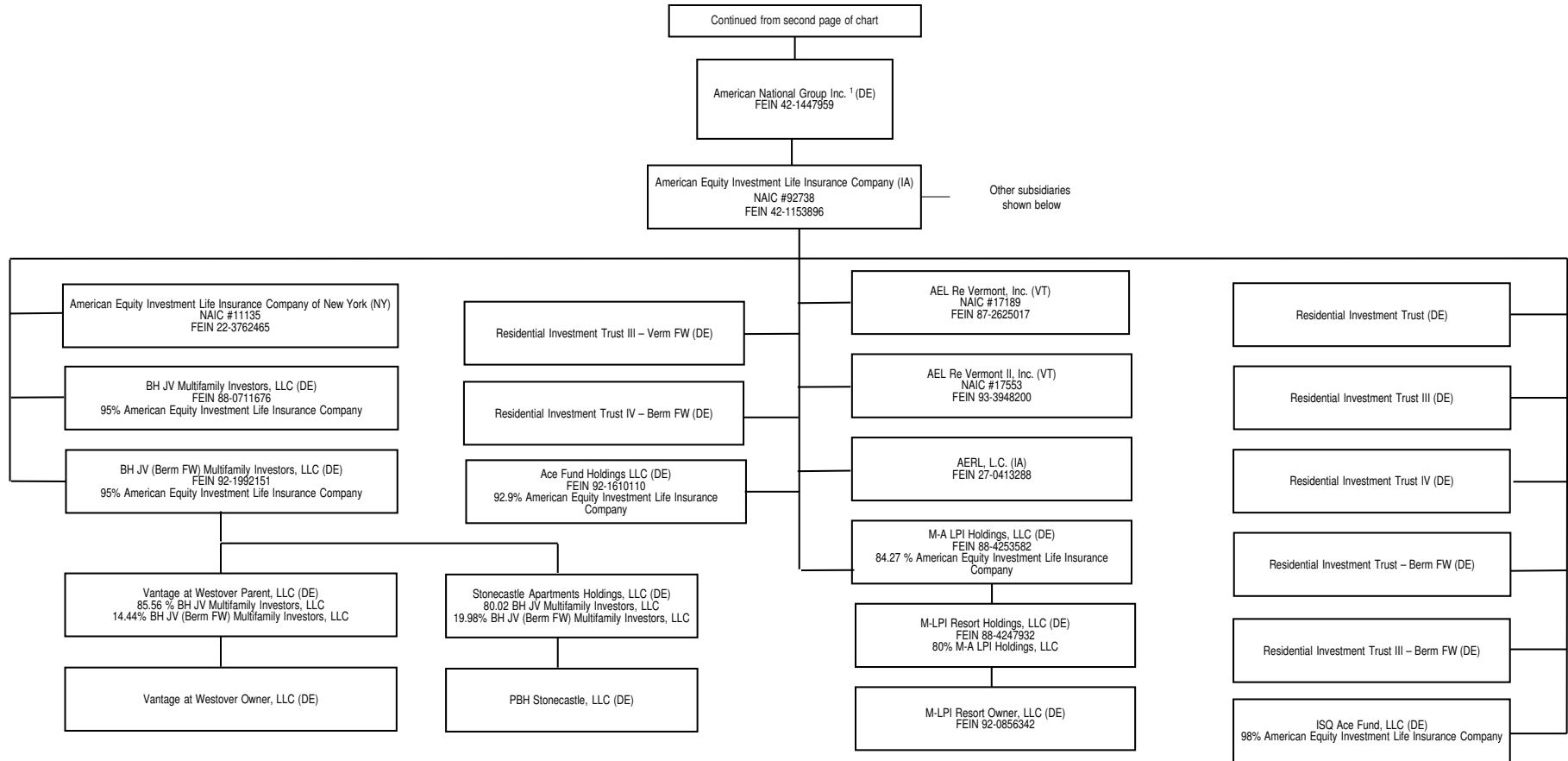
12.3

¹ In addition to the entities shown in this chart, American National Group Inc. owns a direct or indirect interest in certain other entities, primarily in connection with real estate and other investments.

Note: All subsidiaries are wholly owned, except as noted.

STATEMENT AS OF JUNE 30, 2024 OF THE EAGLE LIFE INSURANCE COMPANY

SCHEDULE Y - INFORMATION CONCERNING ACTIVITIES OF INSURER MEMBERS OF A HOLDING COMPANY GROUP
PART 1 - ORGANIZATIONAL CHART AS OF 6/30/2024



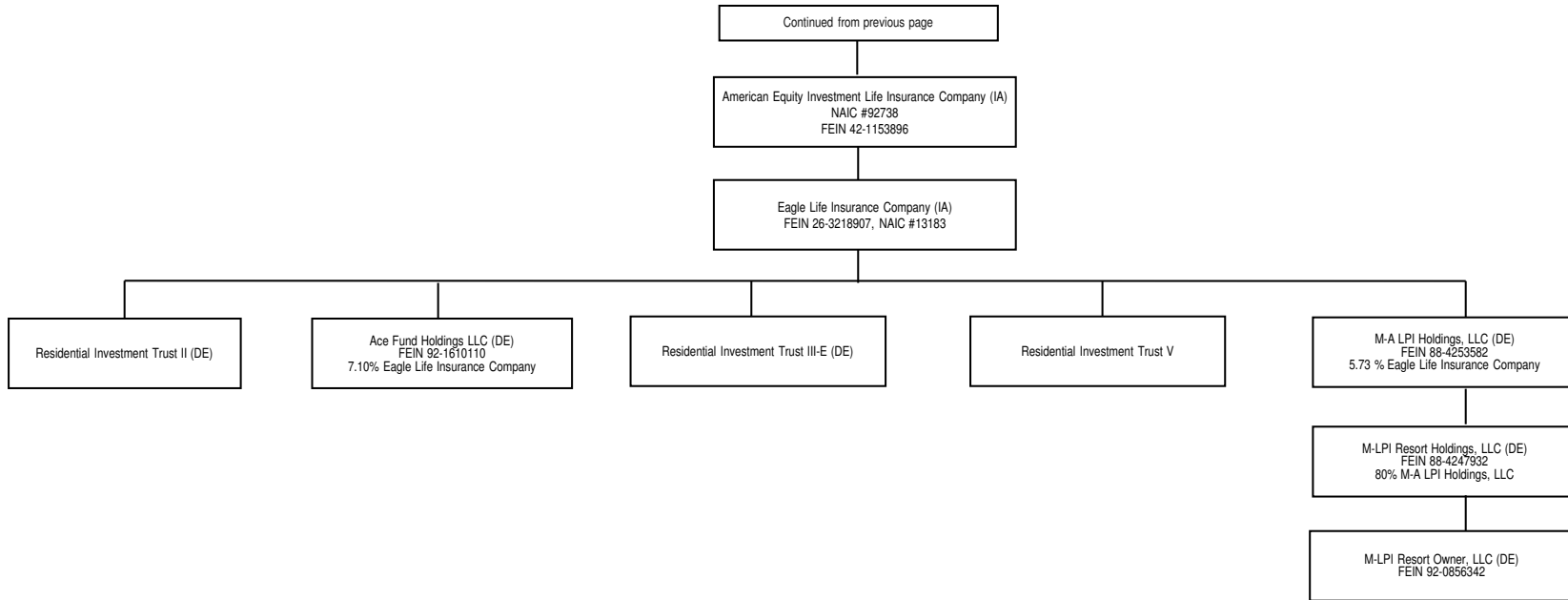
12.4

¹ In addition to the entities shown in this chart, American National Group Inc. owns a direct or indirect interest in certain other entities, primarily in connection with real estate and other investments.

Note: All subsidiaries are wholly owned, except as noted.

STATEMENT AS OF JUNE 30, 2024 OF THE EAGLE LIFE INSURANCE COMPANY

SCHEDULE Y - INFORMATION CONCERNING ACTIVITIES OF INSURER MEMBERS OF A HOLDING COMPANY GROUP
PART 1 - ORGANIZATIONAL CHART AS OF 6/30/2024



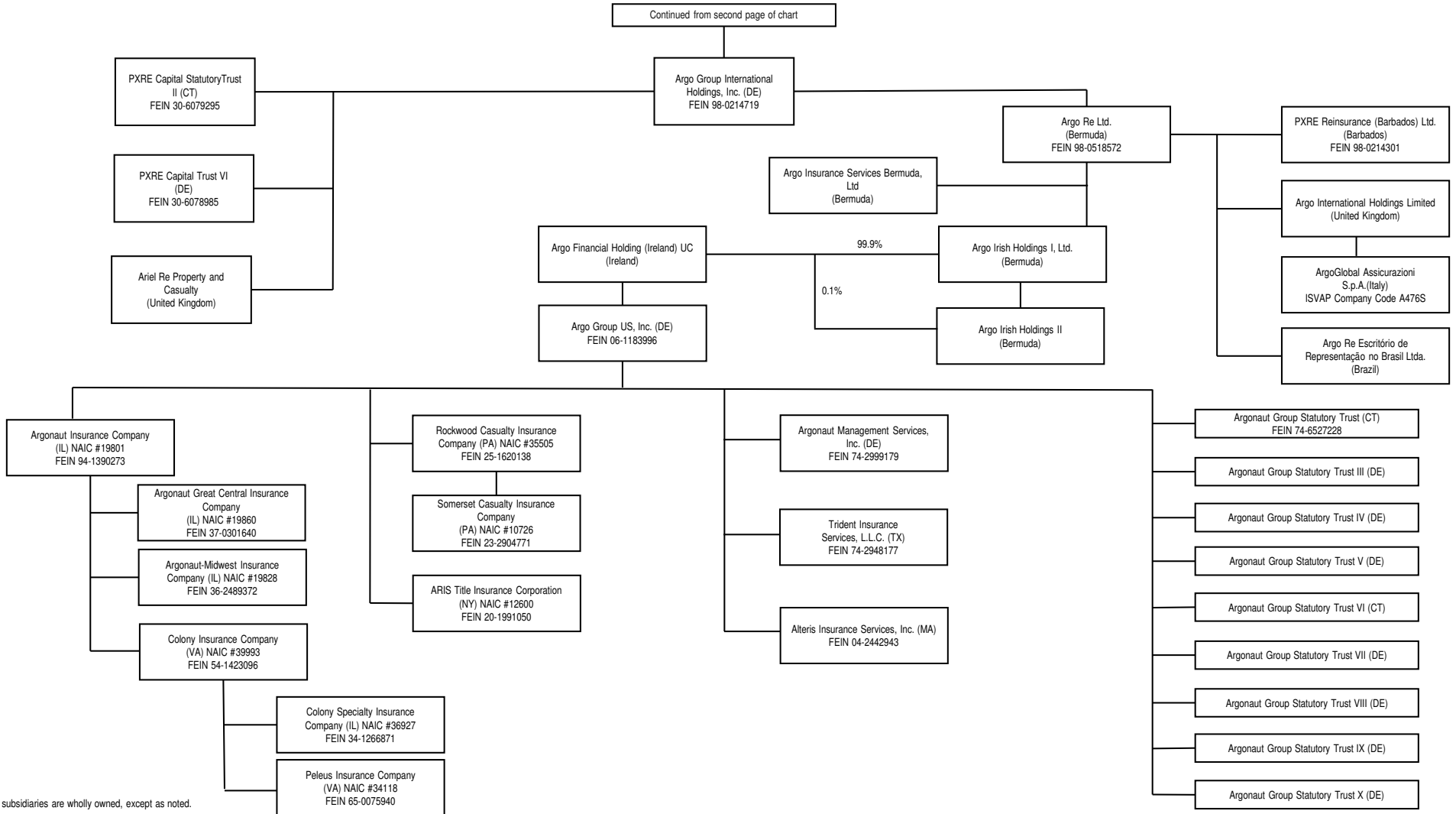
12.5

¹ In addition to the entities shown in this chart, American National Group Inc. owns a direct or indirect interest in certain other entities, primarily in connection with real estate and other investments.

Note: All subsidiaries are wholly owned, except as noted.

STATEMENT AS OF JUNE 30, 2024 OF THE EAGLE LIFE INSURANCE COMPANY

SCHEDULE Y - INFORMATION CONCERNING ACTIVITIES OF INSURER MEMBERS OF A HOLDING COMPANY GROUP
PART 1 - ORGANIZATIONAL CHART AS OF 6/30/2024



Note: All subsidiaries are wholly owned, except as noted.

STATEMENT AS OF JUNE 30, 2024 OF THE EAGLE LIFE INSURANCE COMPANY

SCHEDULE Y

PART 1A - DETAIL OF INSURANCE HOLDING COMPANY SYSTEM

1	2	3	4	5	6	7	8	9	10	11	12	13	14	15	16
Group Code	Group Name	NAIC Company Code	ID Number	Federal RSSD	CIK	Name of Securities Exchange if Publicly Traded (U.S. or International)	Names of Parent, Subsidiaries Or Affiliates	Domiciliary Location	Relationship to Reporting Entity	Directly Controlled by (Name of Entity/Person)	Type of Control (Ownership, Board, Management, Attorney-in-Fact, Influence, Other)	If Control is Ownership Provide Percentage	Ultimate Controlling Entity(ies)/Person(s)	Is an SCA Filing Required? (Yes/No)	*
.0408	Brookfield Reinsurance Ltd. Group	60739	74-0484030	1343722	0		American National Insurance Company	TX	RE	American National Group Inc.	Ownership	100.000	Brookfield Reinsurance Ltd.	NO	1
.0408	Brookfield Reinsurance Ltd. Group	71773	75-1016594	1343731	0		American National Life Insurance Company of Texas	TX	IA	American National Insurance Holdings, Inc.	Ownership	100.000	Brookfield Reinsurance Ltd.	NO	1
.0408	Brookfield Reinsurance Ltd. Group	63657	22-1700753		0		Garden State Life Insurance Company	TX	IA	American National Insurance Holdings, Inc.	Ownership	100.000	Brookfield Reinsurance Ltd.	NO	1
.0408	Brookfield Reinsurance Ltd. Group	63126	14-1400831		0		American National Life Insurance Company of New York	NY	IA	American National Insurance Holdings, Inc.	Ownership	100.000	Brookfield Reinsurance Ltd.	NO	1
.0408	Brookfield Reinsurance Ltd. Group	13803	14-1415410		0		Farm Family Casualty Insurance Company	NY	IA	American National Insurance Holdings, Inc.	Ownership	100.000	Brookfield Reinsurance Ltd.	NO	1
.0408	Brookfield Reinsurance Ltd. Group	29963	14-1709872		0		United Farm Family Insurance Company	NY	IA	American National Insurance Holdings, Inc.	Ownership	100.000	Brookfield Reinsurance Ltd.	NO	1
.0408	Brookfield Reinsurance Ltd. Group	28401	43-1010895	1343946	0		American National Property and Casualty Company	MO	IA	American National Insurance Holdings, Inc.	Ownership	100.000	Brookfield Reinsurance Ltd.	NO	1
.0408	Brookfield Reinsurance Ltd. Group	39942	43-1223793		0		American National General Insurance Company	MO	IA	American National Property and Casualty Company	Ownership	100.000	Brookfield Reinsurance Ltd.	NO	1
.0408	Brookfield Reinsurance Ltd. Group	29319	43-0617723		0		American National County Mutual Insurance Company	TX	IA	American National Insurance Company	Management	0.000	Brookfield Reinsurance Ltd.	NO	1
.0408	Brookfield Reinsurance Ltd. Group	10043	75-2551212		0		American National Lloyds Insurance Company	TX	IA	ANPAC Lloyds Insurance Management, Inc.	Attorney-In-Fact	0.000	Brookfield Reinsurance Ltd.	NO	1
.0408	Brookfield Reinsurance Ltd. Group	00000	42-1447959	3981379	1039828	NYSE	American National Group Inc.	DE	UDP	BAMR US Holdings LLC	Ownership	90.870	Brookfield Reinsurance Ltd.	NO	1
.0408	Brookfield Reinsurance Ltd. Group	00000	88-4277274		0		American National Insurance Holdings, Inc.	DE	NIA	American National Group Inc.	Ownership	100.000	Brookfield Reinsurance Ltd.	NO	1
.0408	Brookfield Reinsurance Ltd. Group	00000	76-0457938		0		ANTAC, LLC	TX	NIA	American National Group Inc.	Ownership	100.000	Brookfield Reinsurance Ltd.	NO	1
.0408	Brookfield Reinsurance Ltd. Group	00000	74-2894432		0		Alternative Benefit Management, Inc.	NV	DS	American National Insurance Company	Ownership	100.000	Brookfield Reinsurance Ltd.	NO	1
.0408	Brookfield Reinsurance Ltd. Group	00000	45-2475493		0		ANICO Financial Services, Inc.	TX	DS	American National Insurance Company	Ownership	100.000	Brookfield Reinsurance Ltd.	NO	1
.0408	Brookfield Reinsurance Ltd. Group	00000	76-0356539		0		American National Administrators, Inc.	TX	NIA	American National Insurance Holdings, Inc.	Ownership	100.000	Brookfield Reinsurance Ltd.	NO	1
.0408	Brookfield Reinsurance Ltd. Group	00000	43-1071580		0		American National Insurance Service Company	MO	NIA	American National Property and Casualty Company	Ownership	100.000	Brookfield Reinsurance Ltd.	NO	1
.0408	Brookfield Reinsurance Ltd. Group	00000	88-2842497		0		ANISCO of Washington, LLC	WA	NIA	American National Insurance Service Company	Ownership	100.000	Brookfield Reinsurance Ltd.	NO	1
.0408	Brookfield Reinsurance Ltd. Group	00000	76-0442824		0		ANPAC Lloyds Insurance Management, Inc.	TX	NIA	American National Property and Casualty Company	Ownership	100.000	Brookfield Reinsurance Ltd.	NO	1
.0408	Brookfield Reinsurance Ltd. Group	00000	76-0620853		0		ANIND TX, LLC	TX	NIA	ANDV 97, LLC	Ownership	100.000	Brookfield Reinsurance Ltd.	NO	1
.0408	Brookfield Reinsurance Ltd. Group	00000	20-5822860		0		ANREINV, LLC	TX	NIA	ANDV 97, LLC	Ownership	100.000	Brookfield Reinsurance Ltd.	NO	1
.0408	Brookfield Reinsurance Ltd. Group	00000	76-0554942		0		ANDV 97, LLC	TX	NIA	ANTAC, LLC	Ownership	100.000	Brookfield Reinsurance Ltd.	NO	1
.0408	Brookfield Reinsurance Ltd. Group	00000	45-5303462		0		ANICO Eagle, LLC	TX	NIA	ANTAC, LLC	Ownership	100.000	Brookfield Reinsurance Ltd.	NO	1
.0408	Brookfield Reinsurance Ltd. Group	00000	85-9332827		0		ANVCAN Investments, Inc.	CAN	NIA	ANTAC, LLC	Ownership	100.000	Brookfield Reinsurance Ltd.	NO	1
.0408	Brookfield Reinsurance Ltd. Group	00000	98-1672376		0		Freestone Re Ltd.	BMJ	IA	American National Group Inc.	Ownership	100.000	Brookfield Reinsurance Ltd.	NO	1
.0408	Brookfield Reinsurance Ltd. Group	00000	76-0178253		0		South Shore Harbour Development, LLC	TX	NIA	ANTAC, LLC	Ownership	100.000	Brookfield Reinsurance Ltd.	NO	1
.0408	Brookfield Reinsurance Ltd. Group	00000	20-0610755		0		Standard Plus, Inc.	TX	NIA	American National Insurance Holdings, Inc.	Ownership	100.000	Brookfield Reinsurance Ltd.	NO	1
.0408	Brookfield Reinsurance Ltd. Group	00000			0		Volta Holdings LP	CYM	NIA	BAMR Holdings Ltd.	Management	0.000	Brookfield Reinsurance Ltd.	NO	1
.0408	Brookfield Reinsurance Ltd. Group	00000	88-3889808		0		TX Wren LLC	DE	OTH	BAMR US Holdings LLC	Management	0.000	Brookfield Reinsurance Ltd.	NO	13
.0408	Brookfield Reinsurance Ltd. Group	00000	88-3871687		0		TX Newton LLC	DE	OTH	BAMR US Holdings LLC	Management	0.000	Brookfield Reinsurance Ltd.	NO	13
.0408	Brookfield Reinsurance Ltd. Group	00000	88-3921297		0		TX Leibniz LLC	DE	OTH	BAMR US Holdings LLC	Management	0.000	Brookfield Reinsurance Ltd.	NO	13
.0408	Brookfield Reinsurance Ltd. Group	00000	88-3957208		0		TX Kepler LLC	DE	OTH	BAMR US Holdings LLC	Management	0.000	Brookfield Reinsurance Ltd.	NO	13
.0408	Brookfield Reinsurance Ltd. Group	00000	88-3904685		0		TX Hooke LLC	DE	OTH	BAMR US Holdings LLC	Management	0.000	Brookfield Reinsurance Ltd.	NO	13
.0408	Brookfield Reinsurance Ltd. Group	00000	88-3971831		0		TX Galileo LLC	DE	OTH	BAMR US Holdings LLC	Management	0.000	Brookfield Reinsurance Ltd.	NO	13
.0408	Brookfield Reinsurance Ltd. Group	00000	80-0947060		0		Town Center Partners, Ltd.	TX	NIA	TC Blvd. Partners, LLC	Management	0.000	Brookfield Reinsurance Ltd.	NO	1
.0408	Brookfield Reinsurance Ltd. Group	00000	76-0444990		0		Town and Country Partnership	TX	NIA	ANDV 97, LLC	Ownership	72.210	Brookfield Reinsurance Ltd.	NO	1
.0408	Brookfield Reinsurance Ltd. Group	00000	46-3426560		0		TC Blvd. Partners, LLC	TX	NIA	ANICO Eagle, LLC	Ownership	87.680	Brookfield Reinsurance Ltd.	NO	1

STATEMENT AS OF JUNE 30, 2024 OF THE EAGLE LIFE INSURANCE COMPANY

SCHEDULE Y

PART 1A - DETAIL OF INSURANCE HOLDING COMPANY SYSTEM

1	2	3	4	5	6	7	8	9	10	11	12	13	14	15	16
Group Code	Group Name	NAIC Company Code	ID Number	Federal RSSD	CIK	Name of Securities Exchange if Publicly Traded (U.S. or International)	Names of Parent, Subsidiaries Or Affiliates	Domiciliary Location	Relationship to Reporting Entity	Directly Controlled by (Name of Entity/Person)	Type of Control (Ownership, Board, Management, Attorney-in-Fact, Influence, Other)	If Control is Ownership Provide Percentage	Ultimate Controlling Entity(ies)/Person(s)	Is an SCA Filing Required? (Yes/No)	*
.0408	Brookfield Reinsurance Ltd. Group	00000	46-3432650	0			TC Blvd. Partners II, LLC	TX	NIA	ANICO Eagle, LLC	Ownership	95.000	Brookfield Reinsurance Ltd.	NO	1
.0408	Brookfield Reinsurance Ltd. Group	00000	93-2732031	0			SG BNRe LLC	DE	OTH	Chamberlain Blane 2023-1 LLC	Ownership	100.000	Brookfield Reinsurance Ltd.	NO	13
.0408	Brookfield Reinsurance Ltd. Group	00000		0			RLS Holdco, LLC	DE	OTH	American National Insurance Company	Ownership	80.200	Brookfield Reinsurance Ltd.	NO	13
.0408	Brookfield Reinsurance Ltd. Group	00000		0			RLS Borrower, LLC	DE	OTH	RLS Holdco, LLC	Ownership	100.000	Brookfield Reinsurance Ltd.	NO	13
.0408	Brookfield Reinsurance Ltd. Group	00000		0			Partners FC Ltd.	BMJ	UIP	Partners FC II Ltd.	Ownership	100.000	Bruce Flatt	NO	
.0408	Brookfield Reinsurance Ltd. Group	00000		0			Partners FC II Ltd.	BMJ	UIP	Bruce Flatt	Ownership	100.000	Bruce Flatt	NO	
.0408	Brookfield Reinsurance Ltd. Group	00000		0			Partners BK Ltd.	BMJ	UIP	Brian Kingston	Ownership	100.000	Brian Kingston	NO	
.0408	Brookfield Reinsurance Ltd. Group	00000	98-1737429	0			One Liberty Plaza Property Holdings Limited	CYM	OTH	Brookfield Reinsurance Investments LP	Ownership	43.067	Brookfield Reinsurance Ltd.	NO	13
.0408	Brookfield Reinsurance Ltd. Group	00000		0			North End Re Ltd.	BMJ	IA	BAM Re Holdings Ltd.	Ownership	100.000	Brookfield Reinsurance Ltd.	NO	1
.0408	Brookfield Reinsurance Ltd. Group	00000		0			North End Re (Cayman) SPC	CYM	NIA	BAM Re Holdings Ltd.	Ownership	100.000	Brookfield Reinsurance Ltd.	NO	1
.0408	Brookfield Reinsurance Ltd. Group	00000		0			NER Note Issuer 3 Ltd.	CYM	OTH	American National Insurance Company	Ownership	76.000	Brookfield Reinsurance Ltd.	NO	13
.0408	Brookfield Reinsurance Ltd. Group	00000		0			NER Note Issuer 2 Ltd.	CYM	OTH	American National Insurance Company	Ownership	75.000	Brookfield Reinsurance Ltd.	NO	13
.0408	Brookfield Reinsurance Ltd. Group	00000		0			NER Note Issuer 1 Ltd.	CYM	OTH	North End Re (Cayman) SPC	Ownership	75.000	Brookfield Reinsurance Ltd.	NO	13
.0408	Brookfield Reinsurance Ltd. Group	00000		0			NER Asset Holdco 3 Ltd.	CYM	OTH	NER Note Issuer 3 Ltd.	Ownership	100.000	Brookfield Reinsurance Ltd.	NO	13
.0408	Brookfield Reinsurance Ltd. Group	00000		0			NER Asset Holdco 2 Ltd.	CYM	OTH	NER Note Issuer 2 Ltd.	Ownership	100.000	Brookfield Reinsurance Ltd.	NO	13
.0408	Brookfield Reinsurance Ltd. Group	00000		0			NER Asset Holdco 1 Ltd.	CYM	OTH	NER Note Issuer 1 Ltd.	Ownership	100.000	Brookfield Reinsurance Ltd.	NO	13
.0408	Brookfield Reinsurance Ltd. Group	00000	20-8243164	0			MRPL Retail Partners, Ltd. (Shops at Bella Terra)	TX	NIA	ANICO Eagle, LLC	Ownership	100.000	Brookfield Reinsurance Ltd.	NO	1
.0408	Brookfield Reinsurance Ltd. Group	00000	98-1737739	0			Lilia Property Holdings Ltd	CYM	OTH	American National Property and Casualty Company	Ownership	35.105	Brookfield Reinsurance Ltd.	NO	13
.0408	Brookfield Reinsurance Ltd. Group	00000		0			LCM G Issuer, LP	DE	OTH	American National Insurance Company	Ownership	100.000	Brookfield Reinsurance Ltd.	NO	13
.0408	Brookfield Reinsurance Ltd. Group	00000	93-4288766	0			Johnston 2023-1, LLC	DE	OTH	American National Insurance Company	Ownership	76.190	Brookfield Reinsurance Ltd.	NO	3
.0408	Brookfield Reinsurance Ltd. Group	00000	92-4009671	0			Isserlis 2023-1, LLC	DE	OTH	American National Insurance Company	Ownership	76.190	Brookfield Reinsurance Ltd.	NO	3
.0408	Brookfield Reinsurance Ltd. Group	00000	92-3985861	0			Harrrell 2023-1, LLC	DE	OTH	American National Insurance Company	Ownership	76.190	Brookfield Reinsurance Ltd.	NO	3
.0408	Brookfield Reinsurance Ltd. Group	00000	98-1737778	0			Grace Property Holdings Limited	CYM	OTH	Brookfield Reinsurance Investments LP	Ownership	50.000	Brookfield Reinsurance Ltd.	NO	13
.0408	Brookfield Reinsurance Ltd. Group	00000	20-4937509	0			Germann Road Land Development, LLC	CO	NIA	ANICO Eagle, LLC	Ownership	100.000	Brookfield Reinsurance Ltd.	NO	1
.0408	Brookfield Reinsurance Ltd. Group	00000		0			Ewing Blane 2023-1 LLC	DE	OTH	Ewing Blane 2023-1 Holdco LLC	Ownership	100.000	Brookfield Reinsurance Ltd.	NO	13
.0408	Brookfield Reinsurance Ltd. Group	00000	99-1539863	0			Ewing Blane 2023-1 Holdco LLC	DE	NIA	American National Group Inc.	Ownership	74.000	Brookfield Reinsurance Ltd.	NO	1
.0408	Brookfield Reinsurance Ltd. Group	00000	83-2964071	0			Eagle Tri County LLC	TX	NIA	Eagle IND., LP	Ownership	100.000	Brookfield Reinsurance Ltd.	NO	1
.0408	Brookfield Reinsurance Ltd. Group	00000	76-0621069	0			Eagle IND., L.P.	TX	NIA	ANIND TX, LLC	Management	0.000	Brookfield Reinsurance Ltd.	NO	1
.0408	Brookfield Reinsurance Ltd. Group	00000	83-2990147	0			Eagle Burleson Park LLC	TX	NIA	Eagle IND., LP	Ownership	100.000	Brookfield Reinsurance Ltd.	NO	1
.0408	Brookfield Reinsurance Ltd. Group	00000	98-1685038	0			Dupre 2022-1, Ltd.	CYM	OTH	American National Insurance Company	Ownership	100.000	Brookfield Reinsurance Ltd.	NO	13
.0408	Brookfield Reinsurance Ltd. Group	00000		0			Dupre 2022-1, LLC	DE	OTH	Dupre 2022-1, Ltd.	Ownership	100.000	Brookfield Reinsurance Ltd.	NO	13
.0408	Brookfield Reinsurance Ltd. Group	00000		0			Chipman Industrial Park No. 1 Inc.	CAN	NIA	Chipman Development Corporation	Ownership	100.000	Brookfield Reinsurance Ltd.	NO	1
.0408	Brookfield Reinsurance Ltd. Group	00000		0			Chipman Holdings, Inc.	CAN	OTH	AN/CAN Investments, Inc.	Ownership	100.000	Brookfield Reinsurance Ltd.	NO	1
.0408	Brookfield Reinsurance Ltd. Group	00000		0			Chipman Development Corporation	CAN	NIA	AN/CAN Investments, Inc.	Ownership	100.000	Brookfield Reinsurance Ltd.	NO	1
.0408	Brookfield Reinsurance Ltd. Group	00000		0			Chamberlain Blane 2023-1 LLC	DE	OTH	Chamberlain Blane 2023-1 Holdco LLC	Ownership	100.000	Brookfield Reinsurance Ltd.	NO	13
.0408	Brookfield Reinsurance Ltd. Group	00000	99-1515603	0			Chamberlain Blane 2023-1 Holdco LLC	DE	NIA	American National Group Inc.	Ownership	66.000	Brookfield Reinsurance Ltd.	NO	1
.0408	Brookfield Reinsurance Ltd. Group	00000	98-1685005	0			Casals 2022-1, Ltd.	CYM	OTH	American National Insurance Company	Ownership	81.000	Brookfield Reinsurance Ltd.	NO	13
.0408	Brookfield Reinsurance Ltd. Group	00000		0			Casals 2022-1, LLC	DE	OTH	Casals 2022-1, Ltd.	Ownership	100.000	Brookfield Reinsurance Ltd.	NO	13
.0408	Brookfield Reinsurance Ltd. Group	00000	98-1748248	0			Cantor L.P.	CYM	OTH	American National Insurance Company	Ownership	53.000	Brookfield Reinsurance Ltd.	NO	13
.0408	Brookfield Reinsurance Ltd. Group	00000		0			Canadian Cottage Company Ltd.	CAN	NIA	Chipman Holdings, Inc.	Ownership	100.000	Brookfield Reinsurance Ltd.	NO	1
.0408	Brookfield Reinsurance Ltd. Group	00000	98-1684989	0			Bylsma 2022-1, Ltd.	CYM	OTH	American National Insurance Company	Ownership	81.000	Brookfield Reinsurance Ltd.	NO	13
.0408	Brookfield Reinsurance Ltd. Group	00000		0			Bylsma 2022-1, LLC	DE	OTH	Bylsma 2022-1, Ltd.	Ownership	100.000	Brookfield Reinsurance Ltd.	NO	13
.0408	Brookfield Reinsurance Ltd. Group	00000	88-1773069	0			BVentures VTSCO S-D, LLC	DE	OTH	Chamberlain Blane 2023-1 LLC	Ownership	85.990	Brookfield Reinsurance Ltd.	NO	13
.0408	Brookfield Reinsurance Ltd. Group	00000	88-1746432	0			BVentures TruckCo S-C, LLC	DE	OTH	Chamberlain Blane 2023-1 LLC	Ownership	85.990	Brookfield Reinsurance Ltd.	NO	13
.0408	Brookfield Reinsurance Ltd. Group	00000		0			BVentures TruckCo CDL, LLC	DE	OTH	Chamberlain Blane 2023-1 LLC	Ownership	86.000	Brookfield Reinsurance Ltd.	NO	13
.0408	Brookfield Reinsurance Ltd. Group	00000	88-1786620	0			BVentures LeverCo S-B, LLC	DE	OTH	Chamberlain Blane 2023-1 LLC	Ownership	85.990	Brookfield Reinsurance Ltd.	NO	13
.0408	Brookfield Reinsurance Ltd. Group	00000	88-1750592	0			BVentures ClinicCo S-B, LLC	DE	OTH	Chamberlain Blane 2023-1 LLC	Ownership	85.990	Brookfield Reinsurance Ltd.	NO	13

STATEMENT AS OF JUNE 30, 2024 OF THE EAGLE LIFE INSURANCE COMPANY

SCHEDULE Y
PART 1A - DETAIL OF INSURANCE HOLDING COMPANY SYSTEM

1	2	3	4	5	6	7	8	9	10	11	12	13	14	15	16
Group Code	Group Name	NAIC Company Code	ID Number	Federal RSSD	CIK	Name of Securities Exchange if Publicly Traded (U.S. or International)	Names of Parent, Subsidiaries Or Affiliates	Domiciliary Location	Relationship to Reporting Entity	Directly Controlled by (Name of Entity/Person)	Type of Control (Ownership, Board, Management, Attorney-in-Fact, Influence, Other)	If Control is Ownership Provide Percentage	Ultimate Controlling Entity(ies)/Person(s)	Is an SCA Filing Required? (Yes/No)	*
.0408	Brookfield Reinsurance Ltd. Group	00000		0			BST Holdings 2022-3E Ltd	.CYM	OTH	American National Insurance Company	Ownership	100.000	Brookfield Reinsurance Ltd.	NO	13
.0408	Brookfield Reinsurance Ltd. Group	00000		0			BST Holdings 2022-2E Ltd	.CYM	OTH	American National Insurance Company	Ownership	100.000	Brookfield Reinsurance Ltd.	NO	13
.0408	Brookfield Reinsurance Ltd. Group	00000		0			BST Holdings 2022-1E Ltd	.CYM	OTH	American National Insurance Company	Ownership	100.000	Brookfield Reinsurance Ltd.	NO	13
.0408	Brookfield Reinsurance Ltd. Group	00000		0			BST Holding 2022-1, LLC	.DE	OTH	American National Insurance Company	Ownership	100.000	Brookfield Reinsurance Ltd.	NO	13
.0408	Brookfield Reinsurance Ltd. Group	00000	98-1728314	0			BST Funding 2022-3E Ltd	.CYM	OTH	BST Holdings 2022-3E Ltd	Ownership	100.000	Brookfield Reinsurance Ltd.	NO	13
.0408	Brookfield Reinsurance Ltd. Group	00000	98-1728241	0			BST Funding 2022-2E Ltd	.CYM	OTH	BST Holdings 2022-2E Ltd	Ownership	100.000	Brookfield Reinsurance Ltd.	NO	13
.0408	Brookfield Reinsurance Ltd. Group	00000	98-1728206	0			BST Funding 2022-1E Ltd	.CYM	OTH	BST Holdings 2022-1E Ltd	Ownership	100.000	Brookfield Reinsurance Ltd.	NO	13
.0408	Brookfield Reinsurance Ltd. Group	00000		0			BST Funding 2022-1, LLC	.DE	OTH	BST Holding 2022-1, LLC	Ownership	100.000	Brookfield Reinsurance Ltd.	NO	13
.0408	Brookfield Reinsurance Ltd. Group	00000	93-3493096	0			Brookfield Securities LLC	.DE	OTH	BAMR US Holdings LLC	Ownership	100.000	Brookfield Reinsurance Ltd.	NO	13
.0408	Brookfield Reinsurance Ltd. Group	00000	20-1134768	0	1837429	NYSE, TSX	Brookfield Reinsurance Ltd.	.BMJ	UIP	BAM Re Partners Trust	Other	0.000	Bruce Flatt and Brian Kingston	NO	2
.0408	Brookfield Reinsurance Ltd. Group	00000	93-3766666	0			Brookfield Reinsurance Investments LP	.DE	NIA	BNRE US Services LLC	Management	0.000	Brookfield Reinsurance Ltd.	NO	1
.0408	Brookfield Reinsurance Ltd. Group	00000		0			Brookfield Capital Solutions LLC	.DE	NIA	BAMR US Holdings LLC	Ownership	100.000	Brookfield Reinsurance Ltd.	NO	1
.0408	Brookfield Reinsurance Ltd. Group	00000		0			Brookfield Bermuda Real Estate JV LLC	.BMJ	NIA	BAM Re Bermuda Real Estate JV Member Ltd.	Ownership	49.000	Brookfield Reinsurance Ltd.	NO	1
.0408	Brookfield Reinsurance Ltd. Group	00000		0			Brookfield Bermuda Real Estate Holdings Ltd.	.BMJ	NIA	Brookfield Bermuda Real Estate JV LLC	Ownership	100.000	Brookfield Reinsurance Ltd.	NO	1
.0408	Brookfield Reinsurance Ltd. Group	00000	38-4088410	0			Brookfield Annuity US Inc.	.DE	NIA	Brookfield Annuity Company	Ownership	100.000	Brookfield Reinsurance Ltd.	NO	1
.0408	Brookfield Reinsurance Ltd. Group	00000		0			Brookfield Annuity Holdings UK Ltd.	.GBR	NIA	BAM Re Holdings Ltd.	Ownership	100.000	Brookfield Reinsurance Ltd.	NO	1
.0408	Brookfield Reinsurance Ltd. Group	00000		0			Brookfield Annuity Holdings Inc.	.CAN	NIA	BAM Re Holdings Ltd.	Ownership	100.000	Brookfield Reinsurance Ltd.	NO	1
.0408	Brookfield Reinsurance Ltd. Group	00000		0			Brookfield Annuity Company UK Ltd.	.GBR	IA	Brookfield Annuity Holdings UK Ltd.	Ownership	100.000	Brookfield Reinsurance Ltd.	NO	1
.0408	Brookfield Reinsurance Ltd. Group	00000	98-1672376	0			Brookfield Annuity Company	.CAN	IA	Brookfield Annuity Holdings Inc.	Ownership	100.000	Brookfield Reinsurance Ltd.	NO	1
.0408	Brookfield Reinsurance Ltd. Group	00000	98-1774796	0			BREF VI Cayman 2 LP	.CYM	OTH	BAM Re Holdings Ltd.	Management	100.000	Brookfield Reinsurance Ltd.	NO	13
.0408	Brookfield Reinsurance Ltd. Group	00000	98-1728948	0			BREF VI Cayman 1 LP	.CYM	OTH	BAM Re Holdings Ltd.	Management	100.000	Brookfield Reinsurance Ltd.	NO	13
.0408	Brookfield Reinsurance Ltd. Group	00000		0			Brahms PP Interco 2022-1, LLC	.DE	OTH	Brahms PP 2022-1, LLC	Ownership	100.000	Brookfield Reinsurance Ltd.	NO	13
.0408	Brookfield Reinsurance Ltd. Group	00000		0			Brahms PP 2022-1, LLC	.DE	OTH	BAMR US Holdings LLC	Management	0.000	Brookfield Reinsurance Ltd.	NO	13
.0408	Brookfield Reinsurance Ltd. Group	00000	98-1748101	0			Boole L.P.	.CYM	OTH	American National Insurance Company	Ownership	54.000	Brookfield Reinsurance Ltd.	NO	13
.0408	Brookfield Reinsurance Ltd. Group	00000		0			Boccherini F2 Interco 2022-1, LLC	.DE	OTH	Boccherini F2 2022-1, LLC	Ownership	100.000	Brookfield Reinsurance Ltd.	NO	13
.0408	Brookfield Reinsurance Ltd. Group	00000		0			Boccherini F2 2022-1, LLC	.DE	OTH	BAMR US Holdings LLC	Management	0.000	Brookfield Reinsurance Ltd.	NO	13
.0408	Brookfield Reinsurance Ltd. Group	00000	86-3528887	0			BNRE US Services LLC	.DE	NIA	BAMR US Holdings LLC	Ownership	100.000	Brookfield Reinsurance Ltd.	NO	1
.0408	Brookfield Reinsurance Ltd. Group	00000	92-2064626	0			BNRE Triangle Merger Sub Inc.	.DE	NIA	BNRE Triangle Acquisition Inc.	Ownership	100.000	Brookfield Reinsurance Ltd.	NO	1
.0408	Brookfield Reinsurance Ltd. Group	00000	92-2035543	0			BNRE Triangle Acquisition Inc.	.DE	NIA	BAMR US Holdings LLC	Ownership	100.000	Brookfield Reinsurance Ltd.	NO	1
.0408	Brookfield Reinsurance Ltd. Group	00000		0			BNRE Services (Barbados) Inc.	.BRB	NIA	BAMR Holdings Ltd.	Ownership	100.000	Brookfield Reinsurance Ltd.	NO	1
.0408	Brookfield Reinsurance Ltd. Group	00000		0			BNRE Holdings I LP	.CAN	NIA	BAM Re Holdings Ltd.	Ownership	100.000	Brookfield Reinsurance Ltd.	NO	1
.0408	Brookfield Reinsurance Ltd. Group	00000	98-1773977	0			BNRE Cdn Holdings I ULC	.CAN	NIA	BAM Re Holdings Ltd.	Ownership	100.000	Brookfield Reinsurance Ltd.	NO	1
.0408	Brookfield Reinsurance Ltd. Group	00000		0			BNRE Ventures TruckCo CDL, LLC	.DE	OTH	NER Asset Holdco 1 Ltd.	Ownership	33.333	Brookfield Reinsurance Ltd.	NO	13
.0408	Brookfield Reinsurance Ltd. Group	00000		0			BNRE Ventures TruckCo CDL, LLC	.DE	OTH	NER Asset Holdco 2 Ltd.	Ownership	33.333	Brookfield Reinsurance Ltd.	NO	13
.0408	Brookfield Reinsurance Ltd. Group	00000		0			BNRE Ventures TruckCo CDL, LLC	.DE	OTH	NER Asset Holdco 3 Ltd.	Ownership	33.333	Brookfield Reinsurance Ltd.	NO	13
.0408	Brookfield Reinsurance Ltd. Group	00000		0			BNRE Bermuda Services Ltd.	.BMJ	NIA	BAMR Holdings Ltd.	Ownership	100.000	Brookfield Reinsurance Ltd.	NO	1
.0408	Brookfield Reinsurance Ltd. Group	00000	98-1736669	0			BNRE 77G Holdings Ltd.	.BMJ	OTH	BAM Re Holdings Ltd.	Ownership	100.000	Brookfield Reinsurance Ltd.	NO	13
.0408	Brookfield Reinsurance Ltd. Group	00000		0			BN RE Ri (UK) Limited	.GBR	NIA	BAMR Holdings Ltd.	Ownership	100.000	Brookfield Reinsurance Ltd.	NO	1
.0408	Brookfield Reinsurance Ltd. Group	00000		0			Blue Investment SPE Ltd.	.BMJ	NIA	Ltd.	Ownership	100.000	Brookfield Reinsurance Ltd.	NO	1
.0408	Brookfield Reinsurance Ltd. Group	00000		0			BLI Pinehurst, LLC	.DE	OTH	BLI Pinehurst Mezz, LLC	Ownership	100.000	Brookfield Reinsurance Ltd.	NO	13
.0408	Brookfield Reinsurance Ltd. Group	00000		0			BLI Pinehurst Mezz, LLC	.DE	OTH	BAMR US Holdings LLC	Management	0.000	Brookfield Reinsurance Ltd.	NO	13
.0408	Brookfield Reinsurance Ltd. Group	00000		0			BGL PT, LLC	.DE	OTH	Brookfield Reinsurance Investments LP	Ownership	100.000	Brookfield Reinsurance Ltd.	NO	13
.0408	Brookfield Reinsurance Ltd. Group	00000	88-1138054	0			BGL PT Land, LLC	.DE	OTH	Brookfield Reinsurance Investments LP	Ownership	100.000	Brookfield Reinsurance Ltd.	NO	13
.0408	Brookfield Reinsurance Ltd. Group	00000		0			BGL Pinehurst, LLC	.DE	OTH	BAMR US Holdings LLC	Management	0.000	Brookfield Reinsurance Ltd.	NO	13
.0408	Brookfield Reinsurance Ltd. Group	00000		0			BGL Pinehurst Land, LLC	.DE	OTH	BAMR US Holdings LLC	Management	0.000	Brookfield Reinsurance Ltd.	NO	13
.0408	Brookfield Reinsurance Ltd. Group	00000		0			BFPL Toronto Property Holdings Inc.	.CAN	OTH	ANTAC Core CRE LLC	Ownership	35.722	Brookfield Reinsurance Ltd.	NO	13
.0408	Brookfield Reinsurance Ltd. Group	00000		0			BFPL Calgary Property Holdings Inc.	.CAN	OTH	ANTAC Core CRE LLC	Ownership	34.217	Brookfield Reinsurance Ltd.	NO	13

STATEMENT AS OF JUNE 30, 2024 OF THE EAGLE LIFE INSURANCE COMPANY

SCHEDULE Y
PART 1A - DETAIL OF INSURANCE HOLDING COMPANY SYSTEM

1	2	3	4	5	6	7	8	9	10	11	12	13	14	15	16
Group Code	Group Name	NAIC Company Code	ID Number	Federal RSSD	CIK	Name of Securities Exchange if Publicly Traded (U.S. or International)	Names of Parent, Subsidiaries Or Affiliates	Domiciliary Location	Relationship to Reporting Entity	Directly Controlled by (Name of Entity/Person)	Type of Control (Ownership, Board, Management, Attorney-in-Fact, Influence, Other)	If Control is Ownership Provide Percentage	Ultimate Controlling Entity(ies)/Person(s)	Is an SCA Filing Required? (Yes/No)	*
.0408	Brookfield Reinsurance Ltd. Group	00000			0		BEP BID II Euro AIV L.P.	.CYM	OTH	Brookfield Reinsurance Investments LP	Ownership	100.000	Brookfield Reinsurance Ltd.	NO	13
.0408	Brookfield Reinsurance Ltd. Group	00000			0		BCS Holdings I LP	.DE	OTH	BAMR US Holdings LLC	Ownership	99.000	Brookfield Reinsurance Ltd.	NO	13
.0408	Brookfield Reinsurance Ltd. Group	00000			0		BCS Holdings GP LLC	.DE	OTH	BAMR US Holdings LLC	Ownership	100.000	Brookfield Reinsurance Ltd.	NO	13
.0408	Brookfield Reinsurance Ltd. Group	00000			0		Bay Adelaide Property Holdings Inc.	.CAN	OTH	ANTAC Core CRE LLC	Ownership	35.837	Brookfield Reinsurance Ltd.	NO	13
.0408	Brookfield Reinsurance Ltd. Group	00000			0		Bates Blane 2023-1 LLC	.DE	OTH	Bates Blane 2023-1 Holdco LLC	Ownership	100.000	Brookfield Reinsurance Ltd.	NO	13
.0408	Brookfield Reinsurance Ltd. Group	00000	99-1498708		0		Bates Blane 2023-1 Holdco LLC	.DE	NIA	American National Group Inc.	Ownership	66.000	Brookfield Reinsurance Ltd.	NO	1
.0408	Brookfield Reinsurance Ltd. Group	00000	92-0894383		0		BAMR US Holdings LLC	.DE	NIA	BAMR US Holdings (Bermuda) I Ltd.	Ownership	100.000	Brookfield Reinsurance Ltd.	NO	1
.0408	Brookfield Reinsurance Ltd. Group	00000	45-5303462		0		BAMR US Holdings (Bermuda) I Ltd.	.BMU	UIP	BAM Re Holdings Ltd.	Ownership	100.000	Brookfield Reinsurance Ltd.	NO	1
.0408	Brookfield Reinsurance Ltd. Group	00000			0		BAMR Holdings Ltd.	.BMU	NIA	Brookfield Reinsurance Ltd.	Ownership	100.000	Brookfield Reinsurance Ltd.	NO	1
.0408	Brookfield Reinsurance Ltd. Group	00000			0		BAMR Freestone Holdings kft.	.HUN	NIA	BAM Re Holdings Ltd.	Ownership	100.000	Brookfield Reinsurance Ltd.	NO	1
.0408	Brookfield Reinsurance Ltd. Group	00000			0		BAMR BID II US AIV LP	.CYM	OTH	Brookfield Reinsurance Investments LP	Ownership	100.000	Brookfield Reinsurance Ltd.	NO	13
.0408	Brookfield Reinsurance Ltd. Group	00000	93-2850635		0		American National Group Services, LLC	.DE	NIA	American National Group Inc.	Ownership	100.000	Brookfield Reinsurance Ltd.	NO	1
.0408	Brookfield Reinsurance Ltd. Group	00000	92-0894383		0		ANTAC Core CRE, LLC	.TX	OTH	ANTAC, LLC	Ownership	100.000	Brookfield Reinsurance Ltd.	NO	13
.0408	Brookfield Reinsurance Ltd. Group	00000	98-1737422		0		Family Core Holdings Ltd.	.CYM	OTH	Farm Family Casualty Insurance Company	Ownership	100.000	Brookfield Reinsurance Ltd.	NO	13
.0408	Brookfield Reinsurance Ltd. Group	00000			0		Grace Reinsurance Ltd	.BMU	NIA	Freestone Re Ltd.	Ownership	100.000	Brookfield Reinsurance Ltd.	NO	1
.0408	Brookfield Reinsurance Ltd. Group	00000	76-0178253		0		BAMR BID II AIV LP	.CYM	OTH	American National Insurance Company	Ownership	100.000	Brookfield Reinsurance Ltd.	NO	13
.0408	Brookfield Reinsurance Ltd. Group	00000	20-0610755		0		BAM Re UK Holdings Ltd.	.GBR	NIA	Brookfield Reinsurance Ltd.	Ownership	100.000	Brookfield Reinsurance Ltd.	NO	1
.0408	Brookfield Reinsurance Ltd. Group	00000	98-1672376		0		BAM Re Trustee Ltd.	.BMU	UIP	Partners FC Ltd.	Ownership	47.680	Bruce Flatt	NO	
.0408	Brookfield Reinsurance Ltd. Group	00000	85-9332827		0		BAM Re Trustee Ltd.	.BMU	UIP	Partners BK Ltd.	Ownership	19.000	Brian Kingston	NO	
.0408	Brookfield Reinsurance Ltd. Group	00000			0		BAM Re Partners Trust	.BMU	UIP	BAM Re Trustee Ltd.	Management	0.000	Bruce Flatt and Brian Kingston	NO	
.0408	Brookfield Reinsurance Ltd. Group	00000			0		BAM Re Holdings Ltd.	.BMU	UIP	Brookfield Reinsurance Ltd.	Ownership	100.000	Brookfield Reinsurance Ltd.	NO	1
.0408	Brookfield Reinsurance Ltd. Group	00000			0		BAM Re Holdings (DIFC) Ltd.	.ARE	NIA	Brookfield Reinsurance Ltd.	Ownership	100.000	Brookfield Reinsurance Ltd.	NO	1
.0408	Brookfield Reinsurance Ltd. Group	00000			0		BAM Re Capital Management Ltd.	.BMU	NIA	Brookfield Reinsurance Ltd.	Ownership	100.000	Brookfield Reinsurance Ltd.	NO	1
.0408	Brookfield Reinsurance Ltd. Group	00000			0		BAM Re Bermuda Real Estate JV Member Ltd.	.BMU	OTH	BAM Re Holdings Ltd.	Ownership	49.000	Brookfield Reinsurance Ltd.	NO	
.0408	Brookfield Reinsurance Ltd. Group	00000			0		BACH F1 Interco 2022-1, LLC	.DE	OTH	Bach F1 2022-1, LLC	Ownership	100.000	Brookfield Reinsurance Ltd.	NO	13
.0408	Brookfield Reinsurance Ltd. Group	00000			0		Bach F1 2022-1, LLC	.DE	OTH	BAMR US Holdings LLC	Management	0.000	Brookfield Reinsurance Ltd.	NO	13
.0408	Brookfield Reinsurance Ltd. Group	00000	93-2353813		0		Arches Acquisition Holdco I Inc.	.DE	NIA	American National Insurance Company	Ownership	100.000	Brookfield Reinsurance Ltd.	NO	1
.0408	Brookfield Reinsurance Ltd. Group	00000	93-2393007		0		Arches Acquisition Holdco II Inc.	.DE	NIA	Arches Acquisition Holdco I Inc.	Ownership	100.000	Brookfield Reinsurance Ltd.	NO	1
.0408	Brookfield Reinsurance Ltd. Group	00000			0		South Shore Service Center, LLC	.TX	OTH	Farm Family Casualty Insurance Company	Ownership	100.000	Brookfield Reinsurance Ltd.	NO	1
.0408	Brookfield Reinsurance Ltd. Group	00000	98-1691732		0		Atreides Paul Holdco 2022-1 Ltd.	.CYM	OTH	American National Insurance Company	Ownership	100.000	Brookfield Reinsurance Ltd.	NO	13
.0408	Brookfield Reinsurance Ltd. Group	00000	98-1695168		0		Atreides Paul 2022-1 Ltd.	.CYM	OTH	Atreides Paul Holdco 2022-1 Ltd.	Ownership	100.000	Brookfield Reinsurance Ltd.	NO	13
.0408	Brookfield Reinsurance Ltd. Group	00000	98-1691929		0		Atreides Leto Holdco 2022-1 Ltd.	.CYM	OTH	American National Insurance Company	Ownership	100.000	Brookfield Reinsurance Ltd.	NO	13
.0408	Brookfield Reinsurance Ltd. Group	00000	98-1694739		0		Atreides Leto 2022-1 Ltd.	.CYM	OTH	Atreides Leto Holdco 2022-1 Ltd.	Ownership	100.000	Brookfield Reinsurance Ltd.	NO	13
.0408	Brookfield Reinsurance Ltd. Group	00000	98-1693420		0		Atreides 2022-1 Ltd.	.CYM	OTH	Atreides Leto Holdco 2022-1 Ltd.	Ownership	80.000	Brookfield Reinsurance Ltd.	NO	13
.0408	Brookfield Reinsurance Ltd. Group	00000			0		Ashby Blane 2023-1 LLC	.DE	OTH	Ashby Blane 2023-1 Holdco LLC	Ownership	100.000	Brookfield Reinsurance Ltd.	NO	13
.0408	Brookfield Reinsurance Ltd. Group	00000	99-1478288		0		Ashby Blane 2023-1 Holdco LLC	.DE	NIA	American National Group Inc.	Ownership	66.000	Brookfield Reinsurance Ltd.	NO	1
.0408	Brookfield Reinsurance Ltd. Group	00000			0		Argerich Holdco 2022-1, LLC	.DE	OTH	BAMR US Holdings LLC	Management	0.000	Brookfield Reinsurance Ltd.	NO	13
.0408	Brookfield Reinsurance Ltd. Group	00000			0		Argerich 2022-1, LLC	.DE	OTH	Argerich Holdco 2022-1, LLC	Ownership	100.000	Brookfield Reinsurance Ltd.	NO	1
.0408	Brookfield Reinsurance Ltd. Group	00000	98-1748081		0		Archimedes L.P.	.CYM	OTH	American National Insurance Company	Ownership	53.000	Brookfield Reinsurance Ltd.	NO	13
.0408	Brookfield Reinsurance Ltd. Group	00000			0		ANG TOPCO I LLC	.DE	NIA	BAMR US Holdings LLC	Ownership	100.000	Brookfield Reinsurance Ltd.	NO	13
.0408	Brookfield Reinsurance Ltd. Group	00000			0		ANG MIDCO I LLC	.DE	NIA	ANG TOPCO I LLC	Ownership	100.000	Brookfield Reinsurance Ltd.	NO	13
.0408	Brookfield Reinsurance Ltd. Group	00000	26-4431276		0		ANCAP Jasper, LLC	.SC	NIA	ANICO Eagle, LLC	Ownership	100.000	Brookfield Reinsurance Ltd.	NO	1
.0408	Brookfield Reinsurance Ltd. Group	00000	26-4730727		0		ANCAP Jasper II, LLC	.SC	NIA	ANICO Eagle, LLC	Ownership	100.000	Brookfield Reinsurance Ltd.	NO	1
.0408	Brookfield Reinsurance Ltd. Group	00000			0		77G Propco Limited	.NJ	OTH	BNRE 77G Holdings Ltd.	Ownership	100.000	Brookfield Reinsurance Ltd.	NO	13
.0408	Brookfield Reinsurance Ltd. Group	00000	93-1651948		0		225 Liberty REIT LLC	.DE	OTH	225 Liberty Property Holdings Ltd.	Ownership	50.000	Brookfield Reinsurance Ltd.	NO	13
.0408	Brookfield Reinsurance Ltd. Group	00000	98-1737984		0		225 Liberty Property Holdings Ltd.	.CYM	OTH	ANTAC Core CRE LLC	Ownership	35.188	Brookfield Reinsurance Ltd.	NO	13
.0408	Brookfield Reinsurance Ltd. Group	00000			0		2022 Titan Note Issuer LP	.DE	OTH	American National Insurance Company	Ownership	100.000	Brookfield Reinsurance Ltd.	NO	13
.0408	Brookfield Reinsurance Ltd. Group	00000			0		2022 IO Note Issuer LP	.DE	OTH	American National Insurance Company	Ownership	100.000	Brookfield Reinsurance Ltd.	NO	13
.0408	Brookfield Reinsurance Ltd. Group	00000			0		2022 Ganymede Note Issuer LP	.DE	OTH	American National Insurance Company	Ownership	100.000	Brookfield Reinsurance Ltd.	NO	13

STATEMENT AS OF JUNE 30, 2024 OF THE EAGLE LIFE INSURANCE COMPANY

SCHEDULE Y

PART 1A - DETAIL OF INSURANCE HOLDING COMPANY SYSTEM

1	2	3	4	5	6	7	8	9	10	11	12	13	14	15	16
Group Code	Group Name	NAIC Company Code	ID Number	Federal RSSD	CIK	Name of Securities Exchange if Publicly Traded (U.S. or International)	Names of Parent, Subsidiaries Or Affiliates	Domiciliary Location	Relationship to Reporting Entity	Directly Controlled by (Name of Entity/Person)	Type of Control (Ownership, Board, Management, Attorney-in-Fact, Influence, Other)	If Control is Ownership Provide Percentage	Ultimate Controlling Entity(ies)/Person(s)	Is an SCA Filing Required? (Yes/No)	*
.0408	Brookfield Reinsurance Ltd. Group	00000	99-0897384				ANICO RE0 LLC	TX	DS	American National Insurance Company	Ownership	100.000	Brookfield Reinsurance Ltd.	NO	1
.0408	Brookfield Reinsurance Ltd. Group	00000		0			2022 Europa Note Issuer LP	DE	OTH	American National Insurance Company	Ownership	100.000	Brookfield Reinsurance Ltd.	NO	13
.0408	Brookfield Reinsurance Ltd. Group	00000		0			2022 Ceres Note Issuer LP	DE	OTH	American National Insurance Company	Ownership	100.000	Brookfield Reinsurance Ltd.	NO	13
.0408	Brookfield Reinsurance Ltd. Group	00000	98-0214719				Argo Group International Holdings, Inc.	DE	OTH	BNRE Triangle Acquisition Inc.	Ownership	100.000	Brookfield Reinsurance Ltd.	NO	
.0408	Brookfield Reinsurance Ltd. Group	00000	30-6079295	0			PXRE Capital Statutory Trust II	CT	NIA	Argo Group International Holdings, Inc.	Ownership	100.000	Brookfield Reinsurance Ltd.	NO	
.0408	Brookfield Reinsurance Ltd. Group	00000	30-6078985	0			PXRE Capital Statutory Trust VI	DE	NIA	Argo Group International Holdings, Inc.	Ownership	100.000	Brookfield Reinsurance Ltd.	NO	
.0408	Brookfield Reinsurance Ltd. Group	00000		0			Ariel Re Property & Casualty	GBR	NIA	Argo Group International Holdings, Inc.	Ownership	100.000	Brookfield Reinsurance Ltd.	NO	
.0408	Brookfield Reinsurance Ltd. Group	00000	98-0518572		1436607		Argo Re Ltd.	BMU		Argo Group International Holdings, Inc.	Ownership	100.000	Brookfield Reinsurance Ltd.	NO	
.0408	Brookfield Reinsurance Ltd. Group	00000	98-0214301	0			PXRE Reinsurance (Barbados), Ltd. Argo Re Escritório de Representação no Brasil Ltda.	BRB	NIA	Argo Re Ltd.	Ownership	100.000	Brookfield Reinsurance Ltd.	NO	
.0408	Brookfield Reinsurance Ltd. Group	00000		0			Argo Insurance Services Bermuda, Ltd.	BRA	NIA	Argo Re Ltd.	Ownership	100.000	Brookfield Reinsurance Ltd.	NO	
.0408	Brookfield Reinsurance Ltd. Group	00000		0			Argo Irish Holdings I Ltd.	BMU	OTH	Argo Re Ltd.	Ownership	100.000	Brookfield Reinsurance Ltd.	NO	
.0408	Brookfield Reinsurance Ltd. Group	00000		0			Argo Irish Holdings II	BMU	NIA	Argo Irish Holdings I Ltd.	Ownership	100.000	Brookfield Reinsurance Ltd.	NO	
.0408	Brookfield Reinsurance Ltd. Group	00000		0			Argo International Holdings Limited	GBR	NIA	Argo Re Ltd.	Ownership	100.000	Brookfield Reinsurance Ltd.	NO	
.0408	Brookfield Reinsurance Ltd. Group	00000		0			ArgoGlobal Assicurazioni S.p.A.	ITA	NIA	Argo International Holdings Limited	Ownership	100.000	Brookfield Reinsurance Ltd.	NO	
.0408	Brookfield Reinsurance Ltd. Group	00000		0			Argo Financial Holding (Ireland) UC	IRL	NIA	Argo Irish Holdings I Ltd.	Ownership	99.900	Brookfield Reinsurance Ltd.	NO	
.0408	Brookfield Reinsurance Ltd. Group	00000		0			Argo Financial Holding (Ireland) UC	IRL	NIA	Argo Irish Holdings II	Ownership	0.100	Brookfield Reinsurance Ltd.	NO	
.0408	Brookfield Reinsurance Ltd. Group	00000	06-1183996	0			Argo Group US, Inc.	DE	NIA	Argo Financial Holding (Ireland) UC	Ownership	100.000	Brookfield Reinsurance Ltd.	NO	
.0408	Brookfield Reinsurance Ltd. Group	00000	74-6527228		1470439		Argonaut Group Statutory Trust	CT	NIA	Argo Group US, Inc.	Ownership	100.000	Brookfield Reinsurance Ltd.	NO	
.0408	Brookfield Reinsurance Ltd. Group	00000		0			Argonaut Group Statutory Trust III	DE	NIA	Argo Group US, Inc.	Ownership	100.000	Brookfield Reinsurance Ltd.	NO	
.0408	Brookfield Reinsurance Ltd. Group	00000		0			Argonaut Group Statutory Trust IV	DE	NIA	Argo Group US, Inc.	Ownership	100.000	Brookfield Reinsurance Ltd.	NO	
.0408	Brookfield Reinsurance Ltd. Group	00000		0			Argonaut Group Statutory Trust V	DE	NIA	Argo Group US, Inc.	Ownership	100.000	Brookfield Reinsurance Ltd.	NO	
.0408	Brookfield Reinsurance Ltd. Group	00000		0			Argonaut Group Statutory Trust VI	CT	NIA	Argo Group US, Inc.	Ownership	100.000	Brookfield Reinsurance Ltd.	NO	
.0408	Brookfield Reinsurance Ltd. Group	00000		0			Argonaut Group Statutory Trust VII	DE	NIA	Argo Group US, Inc.	Ownership	100.000	Brookfield Reinsurance Ltd.	NO	
.0408	Brookfield Reinsurance Ltd. Group	00000		0			Argonaut Group Statutory Trust VIII	DE	NIA	Argo Group US, Inc.	Ownership	100.000	Brookfield Reinsurance Ltd.	NO	
.0408	Brookfield Reinsurance Ltd. Group	00000		0			Argonaut Group Statutory Trust IX	DE	NIA	Argo Group US, Inc.	Ownership	100.000	Brookfield Reinsurance Ltd.	NO	
.0408	Brookfield Reinsurance Ltd. Group	00000		0			Argonaut Group Statutory Trust X	DE	NIA	Argo Group US, Inc.	Ownership	100.000	Brookfield Reinsurance Ltd.	NO	
.0408	Brookfield Reinsurance Ltd. Group	00000	74-2999179	0			Argonaut Management Services, Inc.	DE	NIA	Argo Group US, Inc.	Ownership	100.000	Brookfield Reinsurance Ltd.	NO	
.0408	Brookfield Reinsurance Ltd. Group	12600	20-1991050	0			ARIS Title Insurance Corporation	NY	IA	Argo Group US, Inc.	Ownership	100.000	Brookfield Reinsurance Ltd.	NO	
.0408	Brookfield Reinsurance Ltd. Group	00000	74-2948177	0			Trident Insurance Services, L.L.C.	TX	NIA	Argo Group US, Inc.	Ownership	100.000	Brookfield Reinsurance Ltd.	NO	
.0408	Brookfield Reinsurance Ltd. Group	00000	04-2442943	0			Alteris Insurance Services, Inc.	MA	NIA	Argo Group US, Inc.	Ownership	100.000	Brookfield Reinsurance Ltd.	NO	
.0408	Brookfield Reinsurance Ltd. Group	19801	94-1390273	0			Argonaut Insurance Company	IL	IA	Argo Group US, Inc.	Ownership	100.000	Brookfield Reinsurance Ltd.	NO	
.0408	Brookfield Reinsurance Ltd. Group	19828	36-2489372	0			Argonaut-Midwest Insurance Company	IL	IA	Argonaut Insurance Company	Ownership	100.000	Brookfield Reinsurance Ltd.	NO	
.0408	Brookfield Reinsurance Ltd. Group	19860	37-0301640	0			Argonaut Great Central Insurance Company	IL	IA	Argonaut Insurance Company	Ownership	100.000	Brookfield Reinsurance Ltd.	NO	
.0408	Brookfield Reinsurance Ltd. Group	39993	54-1423096	0			Colony Insurance Company	VA	IA	Argonaut Insurance Company	Ownership	100.000	Brookfield Reinsurance Ltd.	NO	
.0408	Brookfield Reinsurance Ltd. Group	34118	65-0075940	0			Peleus Insurance Company	VA	IA	Colony Insurance Company	Ownership	100.000	Brookfield Reinsurance Ltd.	NO	
.0408	Brookfield Reinsurance Ltd. Group	36927	34-1266871	0			Colony Specialty Insurance Company	IL	IA	Colony Insurance Company	Ownership	100.000	Brookfield Reinsurance Ltd.	NO	
.0408	Brookfield Reinsurance Ltd. Group	35505	25-1620138	0			Rockwood Casualty Insurance Company	PA	IA	Argo Group US, Inc.	Ownership	100.000	Brookfield Reinsurance Ltd.	NO	
.0408	Brookfield Reinsurance Ltd. Group	10726	23-2904771	0			Somerset Casualty Insurance Company	PA	IA	Rockwood Casualty Insurance Company	Ownership	100.000	Brookfield Reinsurance Ltd.	NO	
.0408	Brookfield Reinsurance Ltd. Group	00000	99-1888471	0			ANICO RE0 C2 Owner LLC	TX	DS	American National Insurance Company	Ownership	100.000	Brookfield Reinsurance Ltd.	NO	1
.0408	Brookfield Reinsurance Ltd. Group	00000	99-1291933	0			ANICO RE0 St. James Owner LLC	TX	DS	American National Insurance Company	Ownership	100.000	Brookfield Reinsurance Ltd.	NO	1
.0408	Brookfield Reinsurance Ltd. Group	00000	93-1665964	0			200 Liberty REIT LLC	DE	OTH	200 Liberty Property Holdings Ltd.	Ownership	50.000	Brookfield Reinsurance Ltd.	NO	13
.0408	Brookfield Reinsurance Ltd. Group	00000	98-1737992	0			200 Liberty Property Holdings Ltd.	CYM	OTH	ANTAC Core CRE LLC	Ownership	34.845	Brookfield Reinsurance Ltd.	NO	13
.0408	Brookfield Reinsurance Ltd. Group	00000		0			1363015 Alberta Ltd.	CAN	NIA	Chipman Development Corporation	Ownership	100.000	Brookfield Reinsurance Ltd.	NO	1
.0408	Brookfield Reinsurance Ltd. Group	00000	20-8668116	0			121 Village, Ltd.	TX	NIA	ANREINV, LLC	Management	0.000	Brookfield Reinsurance Ltd.	NO	1
.0408	Brookfield Reinsurance Ltd. Group	00000	36-4814921	0			121 Village Lots 2/3, Ltd.	TX	NIA	ANREINV, LLC	Management	0.000	Brookfield Reinsurance Ltd.	NO	1
.0408	Brookfield Reinsurance Ltd. Group	00000	87-3288802	0			121 Village Corner Development, Ltd.	TX	NIA	ANREINV, LLC	Management	0.000	Brookfield Reinsurance Ltd.	NO	1
.0408	Brookfield Reinsurance Ltd. Group	00000	92-2374250	0			1100 Ave of Americas REIT LLC	DE	OTH	1100 AoA Property Holdings Ltd.	Ownership	50.000	Brookfield Reinsurance Ltd.	NO	13

STATEMENT AS OF JUNE 30, 2024 OF THE EAGLE LIFE INSURANCE COMPANY

SCHEDULE Y
PART 1A - DETAIL OF INSURANCE HOLDING COMPANY SYSTEM

1	2	3	4	5	6	7	8	9	10	11	12	13	14	15	16
Group Code	Group Name	NAIC Company Code	ID Number	Federal RSSD	CIK	Name of Securities Exchange if Publicly Traded (U.S. or International)	Names of Parent, Subsidiaries Or Affiliates	Domiciliary Location	Relationship to Reporting Entity	Directly Controlled by (Name of Entity/Person)	Type of Control (Ownership, Board, Management, Attorney-in-Fact, Influence, Other)	If Control is Ownership Provide Percentage	Ultimate Controlling Entity(ies)/Person(s)	Is an SCA Filing Required? (Yes/No)	*
.0408	Brookfield Reinsurance Ltd. Group	00000	98-1737979		0		1100 AoA Property Holdings Ltd.	..CYM	..OTH	ANTAC Core CRE LLC	Ownership	..36.015	Brookfield Reinsurance Ltd.	..NO	..13
.0408	Brookfield Reinsurance Ltd. Group				0		BNRE Canada Services Inc.	..CAN	..NIA	BAMR Holdings Ltd.	Ownership	..100.000	Brookfield Reinsurance Ltd.	..NO	..1
.0408	Brookfield Reinsurance Ltd. Group	92738	42-1153896				American Equity Investment Life Insurance Company	..IA	..RE	American National Group Inc.	Ownership	..100.000	Brookfield Reinsurance Ltd.	..NO	
.0408	Brookfield Reinsurance Ltd. Group	11135	22-3762465				American Equity Investment Life Insurance Company of New York	..NY	..NIA	American Equity Investment Life Insurance Company	Ownership	..100.000	Brookfield Reinsurance Ltd.	..NO	
.0408	Brookfield Reinsurance Ltd. Group	13183	26-3218907				Eagle Life Insurance Company	..IA	..NIA	American Equity Investment Life Insurance Company	Ownership	..100.000	Brookfield Reinsurance Ltd.	..NO	
.0408	Brookfield Reinsurance Ltd. Group	17189	87-2625017				AEL Re Vermont Inc	..VT	..NIA	American Equity Investment Life Insurance Company	Ownership	..100.000	Brookfield Reinsurance Ltd.	..NO	
.0408	Brookfield Reinsurance Ltd. Group	17553	93-3948200				AEL Re Vermont II Inc	..VT	..NIA	American Equity Investment Life Insurance Company	Ownership	..100.000	Brookfield Reinsurance Ltd.	..NO	
.0408	Brookfield Reinsurance Ltd. Group	71323	75-1168687				Entrada Life Insurance Company	..AZ	..RE	American National Group Inc.	Ownership	..100.000	Brookfield Reinsurance Ltd.	..NO	
.0408	Brookfield Reinsurance Ltd. Group		27-0413288				AERL, LC	..IA	..NIA	American Equity Investment Life Insurance Company	Ownership	..100.000	Brookfield Reinsurance Ltd.	..NO	
.0408	Brookfield Reinsurance Ltd. Group		88-0711676				BH JV Multifamily Investors, LLC	..DE	..NIA	American Equity Investment Life Insurance Company	Ownership	..95.000	Brookfield Reinsurance Ltd.	..NO	
.0408	Brookfield Reinsurance Ltd. Group						Vantage at Westover Parent, LLC	..DE	..NIA	BH JV Multifamily Investors, LLC	Ownership	..85.560	Brookfield Reinsurance Ltd.	..NO	
.0408	Brookfield Reinsurance Ltd. Group						Stonecastle Apartments Holdings, LLC	..DE	..NIA	BH JV Multifamily Investors, LLC	Ownership	..80.020	Brookfield Reinsurance Ltd.	..NO	
.0408	Brookfield Reinsurance Ltd. Group						Residential Investment Trust	..DE	..NIA	American Equity Investment Life Insurance Company	Ownership	..100.000	Brookfield Reinsurance Ltd.	..NO	
.0408	Brookfield Reinsurance Ltd. Group						Residential Investment Trust III	..DE	..NIA	American Equity Investment Life Insurance Company	Ownership	..100.000	Brookfield Reinsurance Ltd.	..NO	
.0408	Brookfield Reinsurance Ltd. Group						Residential Investment Trust IV	..DE	..NIA	American Equity Investment Life Insurance Company	Ownership	..100.000	Brookfield Reinsurance Ltd.	..NO	
.0408	Brookfield Reinsurance Ltd. Group						Residential Investment Trust -Berm FW	..DE	..NIA	American Equity Investment Life Insurance Company	Ownership	..100.000	Brookfield Reinsurance Ltd.	..NO	
.0408	Brookfield Reinsurance Ltd. Group						Residential Investment Trust III - Berm FW	..DE	..NIA	American Equity Investment Life Insurance Company	Ownership	..100.000	Brookfield Reinsurance Ltd.	..NO	
.0408	Brookfield Reinsurance Ltd. Group						Residential Investment Trust IV - Berm FW	..DE	..NIA	American Equity Investment Life Insurance Company	Ownership	..100.000	Brookfield Reinsurance Ltd.	..NO	
.0408	Brookfield Reinsurance Ltd. Group						Residential Investment Trust III - Verm FW	..DE	..NIA	American Equity Investment Life Insurance Company	Ownership	..100.000	Brookfield Reinsurance Ltd.	..NO	
.0408	Brookfield Reinsurance Ltd. Group						ISQ Ace Fund, LLC	..DE	..NIA	American Equity Investment Life Insurance Company	Ownership	..98.000	Brookfield Reinsurance Ltd.	..NO	
.0408	Brookfield Reinsurance Ltd. Group		92-1992151				BH JV (Berm FW) Multifamily Investors, LLC	..DE	..NIA	American Equity Investment Life Insurance Company	Ownership	..95.000	Brookfield Reinsurance Ltd.	..NO	
.0408	Brookfield Reinsurance Ltd. Group		92-1610110				Ace Fund Holdings LLC	..DE	..NIA	American Equity Investment Life Insurance Company	Ownership	..92.900	Brookfield Reinsurance Ltd.	..NO	
.0408	Brookfield Reinsurance Ltd. Group						Vantage at Westover Parent, LLC	..DE	..NIA	BH JV (Berm FW) Multifamily Investors, LLC	Ownership	..14.440	Brookfield Reinsurance Ltd.	..NO	
.0408	Brookfield Reinsurance Ltd. Group						Vantage at Westover Owner, LLC	..DE	..NIA	Vantage at Westover Parent, LLC	Ownership	..100.000	Brookfield Reinsurance Ltd.	..NO	
.0408	Brookfield Reinsurance Ltd. Group						Stonecastle Apartments Holdings, LLC	..DE	..NIA	BH JV (Berm FW) Multifamily Investors, LLC	Ownership	..19.980	Brookfield Reinsurance Ltd.	..NO	
.0408	Brookfield Reinsurance Ltd. Group						PBJ Stonecastle, LLC	..DE	..NIA	Stonecastle Apartments Holdings, LLC	Ownership	..100.000	Brookfield Reinsurance Ltd.	..NO	
.0408	Brookfield Reinsurance Ltd. Group		88-4253582				M-A LPI Holdings, LLC	..DE	..NIA	American Equity Investment Life Insurance Company	Ownership	..84.270	Brookfield Reinsurance Ltd.	..NO	
.0408	Brookfield Reinsurance Ltd. Group						Residential Investment Trust II	..DE	..NIA	Eagle Life Insurance Company	Ownership	..100.000	Brookfield Reinsurance Ltd.	..NO	
.0408	Brookfield Reinsurance Ltd. Group						Residential Investment Trust III-E	..DE	..NIA	Eagle Life Insurance Company	Ownership	..100.000	Brookfield Reinsurance Ltd.	..NO	
.0408	Brookfield Reinsurance Ltd. Group						Residential Investment Trust V	..DE	..NIA	Eagle Life Insurance Company	Ownership	..100.000	Brookfield Reinsurance Ltd.	..NO	
.0408	Brookfield Reinsurance Ltd. Group		88-4253582				M-A LPI Holdings, LLC	..DE	..NIA	Eagle Life Insurance Company	Ownership	..5.730	Brookfield Reinsurance Ltd.	..NO	
.0408	Brookfield Reinsurance Ltd. Group		88-4247932				M-LPI Resort Holdings, LLC	..DE	..NIA	M-A LPI Holdings, LLC	Ownership	..80.000	Brookfield Reinsurance Ltd.	..NO	

STATEMENT AS OF JUNE 30, 2024 OF THE EAGLE LIFE INSURANCE COMPANY

SCHEDULE Y
PART 1A - DETAIL OF INSURANCE HOLDING COMPANY SYSTEM

1	2	3	4	5	6	7	8	9	10	11	12	13	14	15	16
Group Code	Group Name	NAIC Company Code	ID Number	Federal RSSD	CIK	Name of Securities Exchange if Publicly Traded (U.S. or International)	Names of Parent, Subsidiaries Or Affiliates	Domi-ciliary Location	Relation-ship to Reporting Entity	Directly Controlled by (Name of Entity/Person)	Type of Control (Ownership, Board, Management, Attorney-in-Fact, Influence, Other)	If Control is Ownership Provide Percentage	Ultimate Controlling Entity(ies)/Person(s)	Is an SCA Filing Re-quired? (Yes/No)	*
.0408	Brookfield Reinsurance Ltd. Group		92-1610110				Ace Fund Holdings LLC	DE	NIA	Eagle Life Insurance Company	Ownership	7.100	Brookfield Reinsurance Ltd.	NO	
.0408	Brookfield Reinsurance Ltd. Group		92-0856342				M-LPI Resort Owner, LLC	DE	NIA	M-LPI Resort Holdings, LLC	Ownership	100.000	Brookfield Reinsurance Ltd.	NO	
.0408	Brookfield Reinsurance Ltd. Group		85-4289437				AE Capital, LLC	IA	NIA	American National Group Inc.	Ownership	100.000	Brookfield Reinsurance Ltd.	NO	
.0408	Brookfield Reinsurance Ltd. Group		98-1640447				AEL Re Bermuda Ltd	BMU	IA	American National Group Inc.	Ownership	100.000	Brookfield Reinsurance Ltd.	NO	
.0408	Brookfield Reinsurance Ltd. Group		42-6593040				American Equity Capital Trust II	DE	NIA	American National Group Inc.	Ownership	100.000	Brookfield Reinsurance Ltd.	NO	
.0408	Brookfield Reinsurance Ltd. Group		42-1461598				American Equity Investment Properties, L.C.	IA	NIA	American National Group Inc.	Ownership	100.000	Brookfield Reinsurance Ltd.	NO	
.0408	Brookfield Reinsurance Ltd. Group		86-1532673				High Trestle Investment Management, LLC	IA	NIA	American National Group Inc.	Ownership	100.000	Brookfield Reinsurance Ltd.	NO	
.0408	Brookfield Reinsurance Ltd. Group		88-3749240				North Wolf Bay Holdings, LLC	DE	NIA	American National Group Inc.	Ownership	100.000	Brookfield Reinsurance Ltd.	NO	
.0408	Brookfield Reinsurance Ltd. Group		87-2713076				NC Securities Holdco, LLC	NC	NIA	American National Group Inc.	Ownership	100.000	Brookfield Reinsurance Ltd.	NO	
.0408	Brookfield Reinsurance Ltd. Group		88-3743138				AEL Financial Services, LLC	NC	NIA	NC Securities Holdco, LLC	Ownership	100.000	Brookfield Reinsurance Ltd.	NO	
.0408	Brookfield Reinsurance Ltd. Group						BAM V Geneva LLC	DE	OTH	Bventures Holdco LLC	Ownership	81.000	Brookfield Reinsurance Ltd.	NO	13
.0408	Brookfield Reinsurance Ltd. Group						BNRE Canada Pref Sub Inc.	CAN	OTH	BNRE Canada Holdings Inc.	Ownership	100.000	Brookfield Reinsurance Ltd.	NO	13
.0408	Brookfield Reinsurance Ltd. Group						BNRE Canada Holdings Inc.	CAN	OTH	BAM Re Holdings Ltd.	Ownership	100.000	Brookfield Reinsurance Ltd.	NO	13
.0408	Brookfield Reinsurance Ltd. Group						BNRE Canada Finance ULC	CAN	OTH	BNRE Canada Holdings Inc.	Ownership	100.000	Brookfield Reinsurance Ltd.	NO	13
.0408	Brookfield Reinsurance Ltd. Group						BNRE Bermuda Finance LP	BMU	OTH	BNRE Bermuda Finance Holdings Ltd.	Ownership	99.000	Brookfield Reinsurance Ltd.	NO	13
.0408	Brookfield Reinsurance Ltd. Group						BNRE Bermuda Finance GP Ltd.	BMU	OTH	BNRE Bermuda Finance Holdings Ltd.	Ownership	100.000	Brookfield Reinsurance Ltd.	NO	13
.0408	Brookfield Reinsurance Ltd. Group						BNRE Bermuda Finance Holdings Ltd.	BMU	OTH	BAM Re Holdings Ltd.	Ownership	100.000	Brookfield Reinsurance Ltd.	NO	13
.0408	Brookfield Reinsurance Ltd. Group						Brookfield Annuity Loan LP	CAN	OTH	Brookfield Annuity Company	Ownership	99.000	Brookfield Reinsurance Ltd.	NO	13
.0408	Brookfield Reinsurance Ltd. Group						Bventures Holdco LLC	DE	OTH	Chamberlain Blanc 2023-1 LLC	Ownership	100.000	Brookfield Reinsurance Ltd.	NO	13
.0408	Brookfield Reinsurance Ltd. Group						200 VESEY PROPERTY HOLDINGS LTD.	CYM	OTH	American Equity Investment Life Insurance Company	Ownership	100.000	Brookfield Reinsurance Ltd.	NO	13
.0408	Brookfield Reinsurance Ltd. Group						5 MW Property Holdings Ltd.	CYM	OTH	Brookfield Reinsurance Investments LP	Ownership	47.200	Brookfield Reinsurance Ltd.	NO	13
.0408	Brookfield Reinsurance Ltd. Group						Bay Adelaide North Property Structure	CAN	OTH	American Equity Investment Life Insurance Company	Ownership	77.600	Brookfield Reinsurance Ltd.	NO	13
.0408	Brookfield Reinsurance Ltd. Group						ALA MOANA PROPERTY HOLDINGS LTD.	CYM	OTH	American Equity Investment Life Insurance Company	Ownership	77.600	Brookfield Reinsurance Ltd.	NO	13
.0408	Brookfield Reinsurance Ltd. Group						TYSONS GALLERIA PROPERTY HOLDINGS LTD.	CYM	OTH	American Equity Investment Life Insurance Company	Ownership	65.000	Brookfield Reinsurance Ltd.	NO	13
.0408	Brookfield Reinsurance Ltd. Group						WOODLANDS MALL PROPERTY HOLDINGS LTD.	CYM	OTH	American Equity Investment Life Insurance Company	Ownership	66.000	Brookfield Reinsurance Ltd.	NO	13
.0408	Brookfield Reinsurance Ltd. Group						La Cantera Property Holdings Ltd.	CYM	OTH	American Equity Investment Life Insurance Company	Ownership	70.500	Brookfield Reinsurance Ltd.	NO	13
.0408	Brookfield Reinsurance Ltd. Group						JORDAN CREEK PROPERTY HOLDINGS LTD.	CYM	OTH	American Equity Investment Life Insurance Company	Ownership	61.400	Brookfield Reinsurance Ltd.	NO	13
.0408	Brookfield Reinsurance Ltd. Group						2 MW Property Holdings Ltd.	CYM	OTH	Brookfield Reinsurance Investments LP	Ownership	47.200	Brookfield Reinsurance Ltd.	NO	13
.0408	Brookfield Reinsurance Ltd. Group						WILLLOWBROOK PROPERTY HOLDINGS LTD.	CYM	OTH	American Equity Investment Life Insurance Company	Ownership	64.800	Brookfield Reinsurance Ltd.	NO	13
.0408	Brookfield Reinsurance Ltd. Group						BOULDER REINSURANCE (CAYMAN) LTD	CYM	OTH	American National Group Inc.	Ownership	100.000	Brookfield Reinsurance Ltd.	NO	13

Asterisk	Explanation
----------	-------------

SUPPLEMENTAL EXHIBITS AND SCHEDULES INTERROGATORIES

The following supplemental reports are required to be filed as part of your statement filing. However, in the event that your company does not transact the type of business for which the special report must be filed, your response of NO to the specific interrogatory will be accepted in lieu of filing a "NONE" report and a bar code will be printed below. If the supplement is required of your company but is not being filed for whatever reason enter SEE EXPLANATION and provide an explanation following the interrogatory questions.

	Response
1. Will the Trusteed Surplus Statement be filed with the state of domicile and the NAIC with this statement?	NO
2. Will the Medicare Part D Coverage Supplement be filed with the state of domicile and the NAIC with this statement?	NO
3. Will the Reasonableness of Assumptions Certification required by Actuarial Guideline XXXV be filed with the state of domicile and electronically with the NAIC?	NO
4. Will the Reasonableness and Consistency of Assumptions Certification required by Actuarial Guideline XXXV be filed with the state of domicile and electronically with the NAIC?	YES
5. Will the Reasonableness of Assumptions Certification for Implied Guaranteed Rate Method required by Actuarial Guideline XXXVI be filed with the state of domicile and electronically with the NAIC?	NO
6. Will the Reasonableness and Consistency of Assumptions Certification required by Actuarial Guideline XXXVI (Updated Average Market Value) be filed with the state of domicile and electronically with the NAIC?	NO
7. Will the Reasonableness and Consistency of Assumptions Certification required by Actuarial Guideline XXXVI (Updated Market Value) be filed with the state of domicile and electronically with the NAIC?	NO
8. Will the Life PBR Statement of Exemption be filed with the state of domicile by July 1st and electronically with the NAIC with the second quarterly filing per the Valuation Manual (by August 15)? (2nd Quarter Only) The response for 1st and 3rd quarters should be N/A. A NO response resulting with a bar code is only appropriate in the 2nd quarter. In the case of an ongoing statement of exemption, enter "SEE EXPLANATION" and provide as an explanation that the company is utilizing an ongoing statement of exemption.	NO


AUGUST FILING

9. Will the regulator-only (non-public) Communication of Internal Control Related Matters Noted in Audit be filed with the state of domicile and electronically with the NAIC (as a regulator-only non-public document) by August 1? The response for 1st and 3rd quarters should be N/A. A NO response resulting with a bar code is only appropriate in the 2nd quarter.	NO
--	----

Explanation:

1. Not required to be filed by the Company
2. Not required to be filed by the Company
3. Not required to be filed by the Company
5. Not required to be filed by the Company
6. Not required to be filed by the Company
7. Not required to be filed by the Company
8. Not required to be filed by the Company
9. Not required to be filed by the Company

Bar Code:

1. Trusteed Surplus Statement [Document Identifier 490]	
2. Medicare Part D Coverage Supplement [Document Identifier 365]	
3. Reasonableness of Assumptions Certification required by Actuarial Guideline XXXV [Document Identifier 445]	
5. Reasonableness of Assumptions Certification for Implied Guaranteed Rate Method required by Actuarial Guideline XXXVI [Document Identifier 447]	
6. Reasonableness and Consistency of Assumptions Certification required by Actuarial Guideline XXXVI [Document Identifier 448]	
7. Reasonableness and Consistency of Assumptions Certification required by Actuarial Guideline XXXVI (Updated Market Value) [Document Identifier 449]	
8. Life PBR Statement of Exemption (2nd Quarter Only) [Document Identifier 700]	
9. Communication of Internal Control Related Matters Noted in Audit (2nd Quarter Only) [Document Identifier 222]	

NONE

STATEMENT AS OF JUNE 30, 2024 OF THE EAGLE LIFE INSURANCE COMPANY

SCHEDULE A - VERIFICATION

Real Estate

	1 Year to Date	2 Prior Year Ended December 31
1. Book/adjusted carrying value, December 31 of prior year		
2. Cost of acquired:		
2.1 Actual cost at time of acquisition		
2.2 Additional investment made after acquisition		
3. Current year change in encumbrances		
4. Total gain (loss) on disposals		
5. Deduct amounts received on disposals		
6. Total foreign exchange change in book/adjusted carrying value		
7. Deduct current year's other than temporary impairment recognized		
8. Deduct current year's depreciation		
9. Book/adjusted carrying value at the end of current period (Lines 1+2+3+4-5+6-7-8)		
10. Deduct total nonadmitted amounts		
11. Statement value at end of current period (Line 9 minus Line 10)		

NONE

SCHEDULE B - VERIFICATION

Mortgage Loans

	1 Year to Date	2 Prior Year Ended December 31
1. Book value/recorded investment excluding accrued interest, December 31 of prior year	758,729,485	532,026,598
2. Cost of acquired:		
2.1 Actual cost at time of acquisition	6,462,232	318,086,863
2.2 Additional investment made after acquisition	44,230,947	76,957,249
3. Capitalized deferred interest and other		
4. Accrual of discount	277	894
5. Unrealized valuation increase/(decrease)		1,184,232
6. Total gain (loss) on disposals	(211,493)	(183,339)
7. Deduct amounts received on disposals	132,281,328	169,147,672
8. Deduct amortization of premium and mortgage interest points and commitment fees	94,929	195,339
9. Total foreign exchange change in book value/recorded investment excluding accrued interest		
10. Deduct current year's other than temporary impairment recognized		
11. Book value/recorded investment excluding accrued interest at end of current period (Lines 1+2+3+4+5+6-7-8+9-10)	676,835,191	758,729,485
12. Total valuation allowance		
13. Subtotal (Line 11 plus Line 12)	676,835,191	758,729,485
14. Deduct total nonadmitted amounts		
15. Statement value at end of current period (Line 13 minus Line 14)	676,835,191	758,729,485

SCHEDULE BA - VERIFICATION

Other Long-Term Invested Assets

	1 Year to Date	2 Prior Year Ended December 31
1. Book/adjusted carrying value, December 31 of prior year	30,629,034	28,152,109
2. Cost of acquired:		
2.1 Actual cost at time of acquisition	13,813,801	14,320,393
2.2 Additional investment made after acquisition	1,069,443	2,289,775
3. Capitalized deferred interest and other		
4. Accrual of discount	1,298	59,520
5. Unrealized valuation increase/(decrease)	(5,553,922)	(13,948,661)
6. Total gain (loss) on disposals		
7. Deduct amounts received on disposals	132,997	240,671
8. Deduct amortization of premium and depreciation	71,961	3,431
9. Total foreign exchange change in book/adjusted carrying value		
10. Deduct current year's other than temporary impairment recognized		
11. Book/adjusted carrying value at end of current period (Lines 1+2+3+4+5+6-7-8+9-10)	39,754,696	30,629,034
12. Deduct total nonadmitted amounts		
13. Statement value at end of current period (Line 11 minus Line 12)	39,754,696	30,629,034

SCHEDULE D - VERIFICATION

Bonds and Stocks

	1 Year to Date	2 Prior Year Ended December 31
1. Book/adjusted carrying value of bonds and stocks, December 31 of prior year	2,238,964,999	2,569,168,840
2. Cost of bonds and stocks acquired	220,377,460	261,657,257
3. Accrual of discount	1,946,700	2,874,052
4. Unrealized valuation increase/(decrease)	(88)	(56,656)
5. Total gain (loss) on disposals	(5,950,708)	(8,369,454)
6. Deduct consideration for bonds and stocks disposed of	327,508,733	581,737,781
7. Deduct amortization of premium	1,973,440	4,527,935
8. Total foreign exchange change in book/adjusted carrying value	88,002	
9. Deduct current year's other than temporary impairment recognized		
10. Total investment income recognized as a result of prepayment penalties and/or acceleration fees	89,007	(43,324)
11. Book/adjusted carrying value at end of current period (Lines 1+2+3+4+5-6-7+8-9+10)	2,126,033,199	2,238,964,999
12. Deduct total nonadmitted amounts		
13. Statement value at end of current period (Line 11 minus Line 12)	2,126,033,199	2,238,964,999

STATEMENT AS OF JUNE 30, 2024 OF THE EAGLE LIFE INSURANCE COMPANY

SCHEDULE D - PART 1B

Showing the Acquisitions, Dispositions and Non-Trading Activity
During the Current Quarter for all Bonds and Preferred Stock by NAIC Designation

NAIC Designation	1 Book/Adjusted Carrying Value Beginning of Current Quarter	2 Acquisitions During Current Quarter	3 Dispositions During Current Quarter	4 Non-Trading Activity During Current Quarter	5 Book/Adjusted Carrying Value End of First Quarter	6 Book/Adjusted Carrying Value End of Second Quarter	7 Book/Adjusted Carrying Value End of Third Quarter	8 Book/Adjusted Carrying Value December 31 Prior Year
BONDS								
1. NAIC 1 (a)	2,167,065,231	1,992,372,459	1,956,629,790	26,602,317	2,167,065,231	2,229,410,217		1,947,670,382
2. NAIC 2 (a)	785,648,540	209,332,607	422,175,763	(13,178,174)	785,648,540	559,627,210		969,240,562
3. NAIC 3 (a)	46,954,613	52,360	1,104,371	52,996	46,954,613	45,955,598		13,460,705
4. NAIC 4 (a)	500,000		500,000		500,000			1,469,331
5. NAIC 5 (a)	7,328,748			(1,498,161)	7,328,748	5,830,587		6,328,911
6. NAIC 6 (a)								
7. Total Bonds	3,007,497,132	2,201,757,426	2,380,409,924	11,978,978	3,007,497,132	2,840,823,612		2,938,169,891
PREFERRED STOCK								
8. NAIC 1								
9. NAIC 2								
10. NAIC 3								
11. NAIC 4								
12. NAIC 5								
13. NAIC 6								
14. Total Preferred Stock								
15. Total Bonds and Preferred Stock	3,007,497,132	2,201,757,426	2,380,409,924	11,978,978	3,007,497,132	2,840,823,612		2,938,169,891

(a) Book/Adjusted Carrying Value column for the end of the current reporting period includes the following amount of short-term and cash equivalent bonds by NAIC designation:

NAIC 1 \$ 784,706,928 ; NAIC 2 \$ 5,252,189 ; NAIC 3 \$; NAIC 4 \$; NAIC 5 \$; NAIC 6 \$

S102

STATEMENT AS OF JUNE 30, 2024 OF THE EAGLE LIFE INSURANCE COMPANY

SCHEDULE DA - PART 1

Short-Term Investments

	1	2	3	4	5
	Book/Adjusted Carrying Value	Par Value	Actual Cost	Interest Collected Year-to-Date	Paid for Accrued Interest Year-to-Date
7709999999 Totals	5,000,000	xxx	5,000,000	13,750	

SCHEDULE DA - VERIFICATION

Short-Term Investments

	1	2
	Year To Date	Prior Year Ended December 31
1. Book/adjusted carrying value, December 31 of prior year		
2. Cost of short-term investments acquired	5,000,000	
3. Accrual of discount		
4. Unrealized valuation increase/(decrease)		
5. Total gain (loss) on disposals		
6. Deduct consideration received on disposals		
7. Deduct amortization of premium		
8. Total foreign exchange change in book/adjusted carrying value		
9. Deduct current year's other than temporary impairment recognized		
10. Book/adjusted carrying value at end of current period (Lines 1+2+3+4+5-6-7+8-9)	5,000,000	
11. Deduct total nonadmitted amounts		
12. Statement value at end of current period (Line 10 minus Line 11)	5,000,000	

STATEMENT AS OF JUNE 30, 2024 OF THE EAGLE LIFE INSURANCE COMPANY

SCHEDULE DB - PART A - VERIFICATION

Options, Caps, Floors, Collars, Swaps and Forwards

1. Book/Adjusted Carrying Value, December 31, prior year (Line 10, prior year)	43,397,791
2. Cost Paid/(Consideration Received) on additions	45,123,591
3. Unrealized Valuation increase/(decrease)	
4. SSAP No. 108 adjustments	
5. Total gain (loss) on termination recognized	83,520,670
6. Considerations received/(paid) on terminations	83,520,670
7. Amortization	(41,516,726)
8. Adjustment to the Book/Adjusted Carrying Value of hedged item	
9. Total foreign exchange change in Book/Adjusted Carrying Value	
10. Book/Adjusted Carrying Value at End of Current Period (Lines 1+2+3+4+5-6+7+8+9)	47,004,656
11. Deduct nonadmitted assets	
12. Statement value at end of current period (Line 10 minus Line 11)	47,004,656

SCHEDULE DB - PART B - VERIFICATION

Futures Contracts

1. Book/Adjusted carrying value, December 31 of prior year (Line 6, prior year)	
2. Cumulative cash change (Section 1, Broker Name/Net Cash Deposits Footnote - Cumulative Cash Change column)	
3.1 Add:	
Change in variation margin on open contracts - Highly Effective Hedges	
3.11 Section 1, Column 15, current year to date minus	
3.12 Section 1, Column 15, prior year	
Change in variation margin on open contracts - All Other	
3.13 Section 1, Column 18, current year to date minus	
3.14 Section 1, Column 18, prior year	
3.2 Add:	
Change in adjustment to basis of hedged item	
3.21 Section 1, Column 17, current year to date minus	
3.22 Section 1, Column 17, prior year	
Change in amount recognized	
3.23 Section 1, Column 19, current year to date minus	
3.24 Section 1, Column 19, prior year plus	
3.25 SSAP No. 108 adjustments	
3.3 Subtotal (Line 3.1 minus Line 3.2)	
4.1 Cumulative variation margin on terminated contracts during the year	
4.2 Less:	
4.21 Amount used to adjust basis of hedged item	
4.22 Amount recognized	
4.23 SSAP No. 108 adjustments	
4.3 Subtotal (Line 4.1 minus Line 4.2)	
5. Dispositions gains (losses) on contracts terminated in prior year:	
5.1 Total gain (loss) recognized for terminations in prior year	
5.2 Total gain (loss) adjusted into the hedged item(s) for terminations in prior year	
6. Book/Adjusted carrying value at end of current period (Lines 1+2+3.3-4.3-5.1-5.2)	
7. Deduct total nonadmitted amounts	
8. Statement value at end of current period (Line 6 minus Line 7)	

NONE

Schedule DB - Part C - Section 1 - Replication (Synthetic Asset) Transactions (RSATs) Open

N O N E

Schedule DB-Part C-Section 2-Reconciliation of Replication (Synthetic Asset) Transactions Open

N O N E

STATEMENT AS OF JUNE 30, 2024 OF THE EAGLE LIFE INSURANCE COMPANY

SCHEDULE DB - VERIFICATION

Verification of Book/Adjusted Carrying Value, Fair Value and Potential Exposure of all Open Derivative Contracts

		Book/Adjusted Carrying Value Check
1.	Part A, Section 1, Column 14.....	47,004,656
2.	Part B, Section 1, Column 15 plus Part B, Section 1 Footnote - Total Ending Cash Balance.....
3.	Total (Line 1 plus Line 2)	47,004,656
4.	Part D, Section 1, Column 6	47,004,656
5.	Part D, Section 1, Column 7
6.	Total (Line 3 minus Line 4 minus Line 5)
		Fair Value Check
7.	Part A, Section 1, Column 16	118,540,173
8.	Part B, Section 1, Column 13
9.	Total (Line 7 plus Line 8)	118,540,173
10.	Part D, Section 1, Column 9	118,540,173
11.	Part D, Section 1, Column 10
12.	Total (Line 9 minus Line 10 minus Line 11)
		Potential Exposure Check
13.	Part A, Section 1, Column 21
14.	Part B, Section 1, Column 20
15.	Part D, Section 1, Column 12
16.	Total (Line 13 plus Line 14 minus Line 15)

STATEMENT AS OF JUNE 30, 2024 OF THE EAGLE LIFE INSURANCE COMPANY

SCHEDULE E - PART 2 - VERIFICATION

(Cash Equivalents)

	1	2
	Year To Date	Prior Year Ended December 31
1. Book/adjusted carrying value, December 31 of prior year	699,204,894	71,447,367
2. Cost of cash equivalents acquired	8,161,871,860	15,362,050,025
3. Accrual of discount	24,431,707	21,644,274
4. Unrealized valuation increase/(decrease)		
5. Total gain (loss) on disposals		
6. Deduct consideration received on disposals	8,080,409,200	14,755,936,772
7. Deduct amortization of premium		
8. Total foreign exchange change in book/adjusted carrying value		
9. Deduct current year's other than temporary impairment recognized		
10. Book/adjusted carrying value at end of current period (Lines 1+2+3+4+5-6-7+8-9)	805,099,261	699,204,894
11. Deduct total nonadmitted amounts		
12. Statement value at end of current period (Line 10 minus Line 11)	805,099,261	699,204,894

STATEMENT AS OF JUNE 30, 2024 OF THE EAGLE LIFE INSURANCE COMPANY

SCHEDULE A - PART 2

Showing All Real Estate ACQUIRED AND ADDITIONS MADE During the Current Quarter

1 Description of Property	Location		4 Date Acquired	5 Name of Vendor	6 Actual Cost at Time of Acquisition	7 Amount of Encumbrances	8 Book/Adjusted Carrying Value Less Encumbrances	9 Additional Investment Made After Acquisition
	2 City	3 State						
NONE								
0399999 - Totals								

SCHEDULE A - PART 3

Showing All Real Estate DISPOSED During the Quarter, Including Payments During the Final Year on "Sales Under Contract"

1 Description of Property	Location		4 Disposal Date	5 Name of Purchaser	6 Actual Cost	7 Expended for Additions, Permanent Improvements and Changes in Encumbrances	8 Book/Adjusted Carrying Value Less Encumbrances Prior Year	Change in Book/Adjusted Carrying Value Less Encumbrances					14 Book/Adjusted Carrying Value Less Encumbrances on Disposal	15 Amounts Received During Year	16 Foreign Exchange Gain (Loss) on Disposal	17 Realized Gain (Loss) on Disposal	18 Total Gain (Loss) on Disposal	19 Gross Income Earned Less Interest Incurred on Encumbrances	20 Taxes, Repairs and Expenses Incurred
	2 City	3 State						9 Current Year's Depreciation	10 Current Year's Other-Than-Temporary Impairment Recognized	11 Current Year's Change in Encumbrances	12 Total Change in Book/Adjusted Carrying Value (11-9-10)	13 Total Foreign Exchange Change in Book/Adjusted Carrying Value							
NONE																			
0399999 - Totals																			

E01

STATEMENT AS OF JUNE 30, 2024 OF THE EAGLE LIFE INSURANCE COMPANY

SCHEDULE B - PART 2

Showing All Mortgage Loans ACQUIRED AND ADDITIONS MADE During the Current Quarter

1 Loan Number	2 Location		4 Loan Type	5 Date Acquired	6 Rate of Interest	7 Actual Cost at Time of Acquisition	8 Additional Investment Made After Acquisition	9 Value of Land and Buildings
	City	3 State						
AG1119	WAPATO	WA		03/29/2023	7.600		875,000	3,333,333
AG1128	DALHART	TX		06/20/2024	7.450	5,000,000		8,000,000
0199999. Mortgages in good standing - Farm Mortgages						5,000,000	875,000	11,333,333
A170858	BERKELEY TOWNSHIP	NJ		03/31/2023	9.750		47,871	6,759,000
A240044	GREAT CACAPON	WV		08/31/2023	9.500		14,000	240,000
A271454	RALEIGH	NC		12/30/2022	9.500		75,380	1,000,000
A271457	RALEIGH	NC		12/21/2022	11.000		2,550	1,000,000
A271459	RALEIGH	NC		12/22/2022	11.000		3,300	1,000,000
A303624	ATLANTA	GA		05/17/2023	10.500		11,750	400,000
A321377	MIAMI BEACH	FL		02/06/2023	11.250		312,046	4,750,000
A321597	JENSEN BEACH	FL		03/31/2023	10.000		509,156	24,260,000
A321713	SAINT PETERSBURG	FL		09/08/2023	10.000		12,000	320,000
A630577	SAINT LOUIS	MO		01/23/2023	11.750		5,500	200,000
A751098	AUSTIN	TX		01/13/2023	9.750		14,849	2,100,000
A751113	AUSTIN	TX		03/20/2023	10.000		8,087	1,700,000
A751118	AUSTIN	TX		04/27/2023	10.000		6,867	1,250,000
A751119	AUSTIN	TX		04/27/2023	10.000		120,442	1,550,000
A751120	AUSTIN	TX		04/27/2023	10.000		113,549	1,750,000
A751121	DALLAS	TX		04/27/2023	10.000		11,179	1,650,000
A751122	AUSTIN	TX		04/27/2023	10.000		30,870	2,075,000
A751124	AUSTIN	TX		04/27/2023	10.000		124,074	1,850,000
A751126	DALLAS	TX		04/27/2023	10.000		332,048	1,400,000
A751128	DALLAS	TX		04/27/2023	10.000		200,047	1,700,000
A751139	DALLAS	TX		04/27/2023	10.000		24,405	1,550,000
A751141	AUSTIN	TX		04/27/2023	10.000		17,010	1,575,000
A751143	AUSTIN	TX		04/27/2023	10.000		65,441	1,400,000
A751144	AUSTIN	TX		04/27/2023	10.000		58,300	1,565,000
A751146	BELLAIRE	TX		04/27/2023	10.000		293,728	1,550,000
A751149	HOUSTON	TX		04/27/2023	10.000		33,293	1,850,000
A751150	BELLAIRE	TX		04/27/2023	10.000		320,914	1,475,000
A751158	HOUSTON	TX		05/16/2023	10.750		233,516	4,160,000
A800168	SUPERIOR	CO		04/27/2023	10.000		44,479	1,180,000
A800169	LOUISVILLE	CO		04/27/2023	10.000		100,388	1,350,000
A800173	SUPERIOR	CO		04/27/2023	10.000		266,531	1,190,000
A800177	SUPERIOR	CO		04/27/2023	10.000		309,033	1,180,000
A800178	LOUISVILLE	CO		04/27/2023	10.000		199,295	1,350,000
A880760	LAS VEGAS	NV		09/05/2023	10.250		555,570	6,400,000
A881314	HENDERSON	NV		05/24/2023	9.750		838,798	8,100,000
A881315	HENDERSON	NV		05/31/2023	9.750		710,891	10,000,000
A918925	LOS ANGELES	CA		11/23/2021	10.000		31,227	4,500,000
A919110	LOS ANGELES	CA		12/08/2021	11.500		10,000	5,700,000
A919347	BURLINGAME	CA		09/29/2023	10.750		147,485	5,550,000
A919514	MENLO PARK	CA		05/18/2023	10.000		742,453	4,900,000
A919747	CAMPBELL	CA		05/25/2023	10.000		95,049	2,850,000
A919827	REDWOOD CITY	CA		05/25/2023	10.000		446,975	3,700,000
A919956	REDWOOD CITY	CA		05/25/2023	10.000		487,231	3,900,000
A920455	SAN JOSE	CA		05/25/2023	10.000		345,101	2,700,000
A920691	WEST HOLLYWOOD	CA		12/27/2022	10.750		32,368	9,325,000
A920858	SAN MATEO	CA		09/16/2022	10.000		57,873	3,500,000
A921087	NEWPORT BEACH	CA		12/27/2022	11.000		124,866	6,000,000
A921135	SANTA MONICA	CA		05/30/2023	9.750		465,650	15,000,000
A921249	PALM DESERT	CA		01/18/2023	11.130		35,500	3,900,000
A921297	LOS ANGELES	CA		03/31/2023	9.750		658,000	3,250,000
A921314	LOS ANGELES	CA		02/01/2023	12.000		96,231	3,400,000
A921394	BEVERLY HILLS	CA		03/27/2023	11.500		117,395	13,500,001

E02

STATEMENT AS OF JUNE 30, 2024 OF THE EAGLE LIFE INSURANCE COMPANY

SCHEDULE B - PART 2

Showing All Mortgage Loans ACQUIRED AND ADDITIONS MADE During the Current Quarter

1 Loan Number	2 Location		4 Loan Type	5 Date Acquired	6 Rate of Interest	7 Actual Cost at Time of Acquisition	8 Additional Investment Made After Acquisition	9 Value of Land and Buildings
	City	3 State						
A921396	WOODLAND HILLS	CA		04/20/2023	9.500		412,124	2,950,000
A921405	LOS ANGELES	CA		08/21/2023	9.750		22,480	3,000,000
A921406	SAN PABLO	CA		02/23/2023	10.000		11,000	585,000
A921448	CULVER CITY	CA		05/16/2023	9.500		3,665	3,800,001
A921462	SOUTH PASADENA	CA		03/22/2023	10.750		4,950	1,750,000
A921466	LOS ANGELES	CA		03/23/2023	9.500		32,040	2,600,000
A921467	LOS ANGELES	CA		03/31/2023	9.750		181,952	1,750,000
A921471	OAKLAND	CA		03/30/2023	10.000		35,000	975,000
A921473	SANTA ROSA	CA		04/27/2023	10.000		15,179	1,600,000
A921477	PALO ALTO	CA		04/28/2023	9.500		188,604	16,500,000
A921483	SACRAMENTO	CA		03/23/2023	10.000		9,873	800,000
A921595	LOS ALTOS	CA		04/19/2023	9.250		342,853	6,500,000
A921608	MILL VALLEY	CA		05/17/2023	9.750		251,500	3,000,000
A921627	EL SEGUNDO	CA		05/17/2023	10.250		157,311	2,600,000
A921660	LOS ANGELES	CA		05/23/2023	9.500		11,876	2,700,000
A921665	ENCINITAS	CA		04/25/2023	10.000		90,000	1,300,000
A921698	LOS ANGELES	CA		05/31/2023	9.750		188,967	2,150,000
A921711	SACRAMENTO	CA		05/24/2023	10.500		81,100	800,000
A921732	OJAI	CA		05/31/2023	10.500		24,250	3,500,000
A921737	WALNUT CREEK	CA		05/25/2023	10.000		5,660	2,900,000
A921742	CAMERON PARK	CA		08/09/2023	10.250		492,102	7,355,001
A921773	WEST HOLLYWOOD	CA		05/24/2023	9.500		545,000	7,317,399
A921902	LOS ANGELES	CA		08/03/2023	9.250		118,602	2,850,000
A921919	MOUNTAIN VIEW	CA		08/10/2023	10.250		542,656	16,600,000
A921949	LOS ANGELES	CA		08/22/2023	10.250		620,986	5,200,000
A921954	SAN FRANCISCO	CA		09/07/2023	9.250		118,320	3,500,000
A921970	SAN MATEO	CA		08/07/2023	9.250		1,314	2,350,000
A922009	NEWPORT BEACH	CA		08/18/2023	10.000		863,825	6,430,000
A922022	HIDDEN HILLS	CA		08/29/2023	10.250		1,487,435	16,500,001
A922036	COSTA MESA	CA		08/28/2023	9.750		90,500	2,250,000
A922100	FULLERTON	CA		08/24/2023	9.750		30,000	1,200,000
A922139	LOS ANGELES	CA		09/12/2023	9.250		254,365	5,000,000
A922152	REDONDO BEACH	CA		09/28/2023	10.000		374,159	5,555,000
A980304	KIRKLAND	WA		05/23/2023	9.750		493,117	3,000,000
0399999. Mortgages in good standing - Residential mortgages-all other							19,023,327	341,371,403
NC00012	GAINESVILLE	FL		06/02/2023	9.326		855,315	9,257,379
NC00013	LAKE WORTH	FL		08/07/2023	10.066	71,275		10,691,865
NP00003	TEMPLE	TX		12/21/2022	8.828		637,154	13,637,500
0599999. Mortgages in good standing - Commercial mortgages-all other							71,275	33,586,744
0899999. Total Mortgages in good standing						5,071,275	21,390,796	386,291,480
1699999. Total - Restructured Mortgages								
2499999. Total - Mortgages with overdue interest over 90 days								
3299999. Total - Mortgages in the process of foreclosure								
3399999 - Totals						5,071,275	21,390,796	386,291,480

E02.1

STATEMENT AS OF JUNE 30, 2024 OF THE EAGLE LIFE INSURANCE COMPANY

SCHEDULE B - PART 3

Showing All Mortgage Loans DISPOSED, Transferred or Repaid During the Current Quarter

1 Loan Number	2 Location		4 Loan Type	5 Date Acquired	6 Disposal Date	7 Book Value/ Recorded Investment Excluding Accrued Interest Prior Year	8 Change in Book Value/Recorded Investment					14 Book Value/ Recorded Investment Excluding Accrued Interest on Disposal	15 Consid- eration	16 Foreign Exchange Gain (Loss) on Disposal	17 Realized Gain (Loss) on Disposal	18 Total Gain (Loss) on Disposal
	2 City	3 State					8 Unrealized Valuation Increase/ (Decrease)	9 Current Year's (Amortization) /Accretion	10 Current Year's Other- Than- Temporary Impairment Recognized	11 Capitalized Deferred Interest and Other	12 Total Change in Book Value (8+9-10+11)					
902117	TUCSON	AZ		05/19/2016	06/04/2024	291,652						277,981	277,981			
A150307	PHILADELPHIA	PA		04/26/2023	05/16/2024	49,336						97,736	97,736			
A210463	LOCUST GROVE	VA		05/19/2023	03/20/2024	302,950						302,950	302,950			
A210466	CHESAPEAKE	VA		05/19/2023	05/17/2024	182,500						182,500	182,500			
A240033	HARRERS FERRY	WV		05/19/2023	03/05/2024	229,500						229,500	229,500			
A270963	SUPPLY	NC		05/20/2022	03/07/2024	230,574						230,574	230,574			
A271516	HICKORY	NC		01/24/2023	04/10/2024	449,389						43,399	43,399			
A271605	CHARLOTTE	NC		03/30/2023	03/21/2024	238,000						238,000	238,000			
A271658	RALEIGH	NC		05/18/2023	04/26/2024	163,200						163,200	163,200			
A271713	ZEBULON	NC		09/01/2023	03/13/2024	115,600						115,600	115,600			
A271756	SANFORD	NC		08/24/2023	03/04/2024	74,375						74,375	74,375			
A271764	ZEBULON	NC		08/28/2023	03/19/2024	123,250						123,250	123,250			
A271765	GARNER	NC		08/30/2023	05/17/2024	157,250						157,250	157,250			
A271767	LOUISBURG	NC		09/01/2023	05/24/2024	144,500						144,500	144,500			
A271768	RALEIGH	NC		09/11/2023	03/20/2024	199,750						199,750	199,750			
A271769	BURLINGTON	NC		09/08/2023	03/27/2024	143,650						143,650	143,650			
A271772	CHARLOTTE	NC		09/01/2023	03/11/2024	247,500						247,500	247,500			
A303227	EAST POINT	GA		01/07/2022	03/11/2024	251,250						251,250	251,250			
A303641	ATLANTA	GA		05/23/2023	04/29/2024	119,000						119,000	119,000			
A321023	PINELLAS PARK	FL		01/21/2022	04/25/2024	626,993						244,497	244,497			
A321546	MELBOURNE	FL		12/21/2022	03/29/2024	255,991						255,991	255,991			
A321563	FORT MYERS	FL		04/12/2023	04/19/2024	72,250						72,250	72,250			
A321730	OCALA	FL		09/06/2023	03/01/2024	146,800						146,800	146,800			
A751118	AUSTIN	TX		04/27/2023	03/22/2024	686,485						830,911	830,911			
A751120	AUSTIN	TX		04/27/2023	05/06/2024	761,494						1,050,629	1,050,629			
A751121	DALLAS	TX		04/27/2023	04/18/2024	596,752						1,012,634	1,012,634			
A751128	DALLAS	TX		04/27/2023	05/10/2024	456,740						1,067,738	1,067,738			
A751141	AUSTIN	TX		04/27/2023	04/12/2024	788,528						1,037,455	1,037,455			
A850438	SCOTTSDALE	AZ		04/19/2022	03/04/2024	600,000						600,000	600,000			
A881082	LAS VEGAS	NV		04/04/2022	03/22/2024	150,982						150,982	150,982			
A881121	LAS VEGAS	NV		04/20/2022	04/16/2024	261,000						261,000	261,000			
A881306	LAS VEGAS	NV		03/27/2023	04/01/2024	199,500						199,500	199,500			
A881319	LAS VEGAS	NV		05/17/2023	03/07/2024	369,114						398,814	398,814			
A881323	HENDERSON	NV		05/18/2023	03/07/2024	651,525						651,525	651,525			
A918641	WEST HOLLYWOOD	CA		11/24/2021	04/29/2024	3,922,936						3,922,936	3,922,936			
A918795	PASADENA	CA		11/18/2021	03/29/2024	969,500						969,500	969,500			
A919747	CAMPBELL	CA		05/25/2023	05/22/2024	1,285,699						1,552,830	1,552,830			
A919956	REDWOOD CITY	CA		05/25/2023	05/23/2024	1,397,851						2,087,130	2,087,130			
A920168	FAIRFAX	CA		05/18/2022	05/13/2024	585,000						585,000	585,000			
A920858	SAN MATEO	CA		09/16/2022	05/02/2024	2,436,168						2,545,842	2,545,842			
A921185	FAIR OAKS	CA		12/15/2022	03/19/2024	462,500						462,500	462,500			
A921191	VALENCIA	CA		12/02/2022	05/06/2024	1,725,000						1,725,000	1,725,000			
A921247	VALLEY VILLAGE	CA		02/07/2023	03/22/2024	1,989,869						2,204,069	2,204,069			
A921311	LOS ANGELES	CA		02/03/2023	03/08/2024	1,884,678						2,100,000	2,100,000			
A921343	GLENDORA	CA		03/06/2023	03/04/2024	498,500						557,500	557,500			
A921392	VACAVILLE	CA		03/06/2023	04/30/2024	318,750						318,750	318,750			
A921406	SAN PABLO	CA		02/23/2023	05/22/2024	384,000						405,000	405,000			
A921448	CULVER CITY	CA		05/16/2023	04/23/2024	1,949,434						1,999,766	1,999,766			
A921453	LOS ANGELES	CA		05/30/2023	03/20/2024	565,250						565,250	565,250			
A921462	SOUTH PASADENA	CA		03/22/2023	05/20/2024	1,083,597						1,159,797	1,159,797			
A921472	ENCINO	CA		03/31/2023	05/14/2024	3,656,031						3,675,000	3,675,000			

STATEMENT AS OF JUNE 30, 2024 OF THE EAGLE LIFE INSURANCE COMPANY

SCHEDULE B - PART 3

Showing All Mortgage Loans DISPOSED, Transferred or Repaid During the Current Quarter

1 Loan Number	2 Location		4 Loan Type	5 Date Acquired	6 Disposal Date	7 Book Value/ Recorded Investment Excluding Accrued Interest Prior Year	8 Change in Book Value/Recorded Investment					14 Book Value/ Recorded Investment Excluding Accrued Interest on Disposal	15 Consid- eration	16 Foreign Exchange Gain (Loss) on Disposal	17 Realized Gain (Loss) on Disposal	18 Total Gain (Loss) on Disposal
	2 City	3 State					8 Unrealized Valuation Increase/ (Decrease)	9 Current Year's (Amortization) /Accretion	10 Current Year's Other- Than- Temporary Impairment Recognized	11 Capitalized Deferred Interest and Other	12 Total Change in Book Value (8+9-10+11)					
A921473	SANTA ROSA	CA		04/27/2023	04/03/2024	897,286						922,135	922,135			
A921478	DESERT HOT SPRINGS	CA		05/15/2023	03/04/2024	287,000						287,000	287,000			
A921497	LOS ANGELES	CA		04/04/2023	04/01/2024	840,000						840,000	840,000			
A921523	INGLEWOOD	CA		05/25/2023	05/17/2024	2,632,000						2,632,000	2,632,000			
A921647	SANTEE	CA		05/24/2023	03/01/2024	325,500						325,500	325,500			
A921660	LOS ANGELES	CA		05/23/2023	03/11/2024	1,332,277						1,511,992	1,511,992			
A921665	ENCINITAS	CA		04/25/2023	05/15/2024	711,000						801,000	801,000			
A921695	SAN DIEGO	CA		05/23/2023	03/01/2024	735,000						735,000	735,000			
A921701	GREEN VALLEY LAKE	CA		05/15/2023	05/28/2024	268,515						268,515	268,515			
A921737	WALNUT CREEK	CA		05/25/2023	03/12/2024	547,184						684,852	684,852			
A921993	RUNNING SPRINGS	CA		08/01/2023	04/29/2024	313,735						313,735	313,735			
A922042	LOS ANGELES	CA		08/14/2023	04/02/2024	514,550						543,750	543,750			
A922045	OAKLAND	CA		08/08/2023	03/05/2024	1,162,500						1,162,500	1,162,500			
A922130	LA QUINTA	CA		09/05/2023	03/04/2024	321,075						321,075	321,075			
A922154	LANCASTER	CA		09/11/2023	03/13/2024	356,250						356,250	356,250			
P2009023013	BRONX	NY		11/19/2021	05/31/2024	607,707		(158)			(158)	580,699	580,699		(21,982)	(21,982)
P2010880043	NAPLES	FL		09/30/2020	04/02/2024	285,080		(49)			(49)	270,014	270,014		(13,023)	(13,023)
P4230127895	EDINBURG	VA		02/27/2023	04/18/2024	312,089		(12)			(12)	305,463	305,463		(6,012)	(6,012)
P4230128300	WILLIAMS	CA		02/24/2023	05/20/2024	138,550		(20)			(20)	133,673	133,673		(4,244)	(4,244)
P4230128498	FORT WORTH	TX		02/24/2023	05/28/2024	199,243		(8)			(8)	196,898	196,898		(1,554)	(1,554)
P5220115873	WINCHESTER	CA		02/15/2022	03/19/2024	259,113						251,045	251,045		(6,779)	(6,779)
P5221025301	KILL DEVIL HILLS	NC		12/14/2022	04/23/2024	275,990		(25)			(25)	263,455	263,455		(10,939)	(10,939)
P5221126155	DUNWOODY	GA		12/15/2022	03/12/2024	487,334						466,712	466,712		(19,784)	(19,784)
P5230229178	CORAL SPRINGS	FL		01/24/2023	05/23/2024	213,923		(28)			(28)	205,859	205,859		(7,350)	(7,350)
019999. Mortgages closed by repayment						49,475,043		(299)			(299)	52,537,683	52,537,683		(91,666)	(91,666)
901882	EXTON	PA		01/23/2014		54,755						2,305	2,305			
901887	FORT WAYNE	IN		03/17/2014		154,893						6,465	6,465			
901916	CRANBURY	NJ		09/09/2014		76,150						22,801	22,801			
901933	CRANBURY	NJ		12/02/2014		365,802						13,295	13,295			
901942	READINGTON	NJ		12/23/2014		360,316						13,242	13,242			
901943	LOPATCONG TOWNSHIP/PH	NJ		12/23/2014		377,824						10,960	10,960			
901959	TUCSON	AZ		12/23/2014		85,473						3,066	3,066			
901969	MUKILTEO	WA		01/30/2015		245,474						8,720	8,720			
902004	LAS VEGAS	NV		05/14/2015		382,525						12,888	12,888			
902016	AUSTIN	TX		06/19/2015		388,305						12,848	12,848			
902022	WARREN	MI		06/17/2015		383,347						8,592	8,592			
902030	AUBURN	WA		06/25/2015		144,646						4,786	4,786			
902042	SOUTH BEND	IN		08/12/2015		159,227						21,743	21,743			
902066	SERLING HEIGHTS	MI		01/14/2016		303,845						11,308	11,308			
902117	TUCSON	AZ		05/19/2016								5,491	5,491			
902134	EAGAN	MN		07/01/2016		293,904						8,209	8,209			
902136	NEWINGTON	VA		11/01/2016		1,646,308						14,681	14,681			
902141	MENTOR	OH		08/22/2016		1,623,461						15,166	15,166			
902142	ARLINGTON	VA		09/01/2016		1,612,333						15,476	15,476			
902143	LAS VEGAS	NV		09/01/2016		1,627,867						15,042	15,042			
902147	BLACKLICK (COLUMBUS)	OH		10/03/2016		1,631,250						15,122	15,122			
902148	HARRISBURG	PA		09/30/2016		1,711,565						11,532	11,532			
902149	YORBA LINDA	CA		10/31/2016		1,622,504						15,373	15,373			
902150	JACKSONVILLE	FL		10/25/2016		1,332,831						27,343	27,343			
902151	CHESAPEAKE	VA		11/07/2016		1,627,708						15,321	15,321			
902152	BROWNSVILLE	TX		10/19/2016		1,327,076						27,679	27,679			

E02.3

STATEMENT AS OF JUNE 30, 2024 OF THE EAGLE LIFE INSURANCE COMPANY

SCHEDULE B - PART 3

Showing All Mortgage Loans DISPOSED, Transferred or Repaid During the Current Quarter

1 Loan Number	2 Location		4 Loan Type	5 Date Acquired	6 Disposal Date	7 Book Value/ Recorded Investment Excluding Accrued Interest Prior Year	8 Change in Book Value/Recorded Investment					14 Book Value/ Recorded Investment Excluding Accrued Interest on Disposal	15 Consid- eration	16 Foreign Exchange Gain (Loss) on Disposal	17 Realized Gain (Loss) on Disposal	18 Total Gain (Loss) on Disposal
	2 City	3 State					8 Unrealized Valuation Increase/ (Decrease)	9 Current Year's (Amortization) /Accretion	10 Current Year's Other- Than- Temporary Impairment Recognized	11 Capitalized Deferred Interest and Other	12 Total Change in Book Value (8+9-10+11)					
902154	CHARLOTTE	NC		10/05/2016		1,622,582						15,582	15,582			
902174	CYPRESS	CA		01/31/2017		1,749,850						10,601	10,601			
902354	KENNESAW	GA		01/30/2019		1,246,991						8,916	8,916			
902358	CEDAR PARK	TX		02/28/2019		1,250,512						8,872	8,872			
902372	KNOXVILLE	TN		05/24/2019		1,524,180						10,891	10,891			
902376	OCEANSIDE	CA		07/01/2019		1,610,944						7,064	7,064			
902381	CHICAGO	IL		08/14/2019		1,578,990						7,823	7,823			
902382	HOUSTON	TX		07/25/2019		1,557,834						9,046	9,046			
902385	TUKWILA	WA		07/24/2019		896,656						6,580	6,580			
902387	PEACHTREE CORNERS	GA		08/29/2019		1,531,346						10,955	10,955			
902389	BENSALEM	PA		09/04/2019		1,525,904						11,426	11,426			
902391	BENSALEM	PA		09/18/2019		1,528,226						11,296	11,296			
902393	ALBUQUERQUE	NM		09/27/2019		3,151,615						16,892	16,892			
902394	CREVE COEUR	MO		09/05/2019		1,524,736						11,491	11,491			
902395	MIDDLETON	WI		10/01/2019		2,767,449						15,145	15,145			
902398	COVINGTON	WA		09/12/2019		3,048,965						16,383	16,383			
902399	ARDEN HILLS	MIN		09/26/2019		2,753,977						16,149	16,149			
902400	STERLING HEIGHTS	MI		10/08/2019		2,818,574						15,410	15,410			
902401	SACRAMENTO	CA		10/15/2019		3,040,426						17,143	17,143			
902403	WALDORF	MD		09/25/2019		2,683,223						20,691	20,691			
902409	SAN DIEGO	CA		11/14/2019		2,840,120						14,129	14,129			
902411	CHARLESTON	SC		11/05/2019		1,132,926						5,766	5,766			
902412	SAN ANTONIO	TX		11/14/2019		2,373,456						42,892	42,892			
902413	DOWNINGTON	PA		09/30/2019		2,669,653						21,434	21,434			
902414	COLORADO SPRINGS	CO		02/20/2020		1,816,078						13,288	13,288			
902415	LANSDALE	PA		09/30/2019		889,884						7,145	7,145			
902416	DENVER	CO		10/31/2019		2,762,034						15,701	15,701			
902417	INDIO	CA		11/21/2019		2,753,439						16,483	16,483			
902419	HOMEWOOD	AL		11/07/2019		2,740,294						17,745	17,745			
902420	LEAGUE CITY	TX		12/06/2019		1,803,654						13,758	13,758			
902422	ONTARIO	CA		12/12/2019		1,105,457						6,547	6,547			
902423	PLEASANTON	CA		12/12/2019		2,313,518						12,808	12,808			
902425	COLUMBUS	OH		12/10/2019		1,293,790						7,282	7,282			
902426	SPOKANE	WA		12/11/2019		1,385,243						7,861	7,861			
902427	EDEN PRAIRIE	MIN		11/27/2019		2,942,426						14,840	14,840			
902429	STILLWATER	NY		12/24/2019		2,789,257						14,561	14,561			
902430	CHICAGO	IL		12/19/2019		1,347,343						10,504	10,504			
902431	LAKEWOOD	NJ		12/19/2019		2,779,996						15,137	15,137			
902432	LAS VEGAS	NV		12/18/2019		899,563						6,924	6,924			
902436	ASHBURN	VA		12/30/2019		1,855,820						9,937	9,937			
902437	CHULA VISTA	CA		01/09/2020		929,490						4,952	4,952			
902440	ANN ARBOR	MI		01/21/2020		2,953,030						14,171	14,171			
902442	SAN JUAN CAPISTRANO	CA		12/23/2019		2,770,485						15,722	15,722			
902443	HUNTINGTON BEACH	CA		12/23/2019		2,770,485						15,722	15,722			
902452	TAMPA	FL		01/29/2020		2,772,352						15,558	15,558			
902453	LUTHERVILLE-TIMONIU	MD		01/31/2020		2,398,844						13,999	13,999			
902456	LAKEWOOD	CO		02/05/2020		1,861,679						9,930	9,930			
902457	AURORA	CO		02/14/2020		2,582,897						19,247	19,247			
902458	SACRAMENTO	CA		01/27/2020		2,319,149						12,671	12,671			
902461	AUBURN	WA		02/04/2020		1,625,327						12,525	12,525			
902462	KING OF PRUSSIA	PA		03/12/2020		1,289,592						22,881	22,881			

E02.4

STATEMENT AS OF JUNE 30, 2024 OF THE EAGLE LIFE INSURANCE COMPANY

SCHEDULE B - PART 3

Showing All Mortgage Loans DISPOSED, Transferred or Repaid During the Current Quarter

1 Loan Number	2 Location		4 Loan Type	5 Date Acquired	6 Disposal Date	7 Book Value/ Recorded Investment Excluding Accrued Interest Prior Year	8 Change in Book Value/Recorded Investment					14 Book Value/ Recorded Investment Excluding Accrued Interest on Disposal	15 Consid- eration	16 Foreign Exchange Gain (Loss) on Disposal	17 Realized Gain (Loss) on Disposal	18 Total Gain (Loss) on Disposal
	2 City	3 State					8 Unrealized Valuation Increase/ (Decrease)	9 Current Year's (Amortization) /Accretion	10 Current Year's Other- Than- Temporary Impairment Recognized	11 Capitalized Deferred Interest and Other	12 Total Change in Book Value (8+9-10+11)					
902463	ROWLETT	TX		02/13/2020		1,225,008						9,022	9,022			
902465	WEST DES MOINES	IA		02/26/2020		1,857,514						10,195	10,195			
902469	DARIEN	CT		03/19/2020		907,455						6,795	6,795			
902472	GRIMES	IA		04/09/2020		2,756,620						20,865	20,865			
902473	ROCKLIN	CA		04/09/2020		2,802,016						14,820	14,820			
902476	LAKE OSWEGO	OR		02/27/2020		1,801,818						14,314	14,314			
902477	ALBURN	WA		02/26/2020		1,396,409						11,094	11,094			
902479	CENTENNIAL	CO		04/01/2020		1,815,407						13,558	13,558			
902482	ST PETERSBURG	FL		05/12/2020		2,792,670						15,974	15,974			
902485	STERLING HEIGHTS	MI		04/30/2020		2,625,188						28,276	28,276			
902525	CHARLOTTE	NC		12/17/2020		1,914,640						11,640	11,640			
A210445	HENRICO	VA		04/20/2023		2,663,835						1,477,671	1,477,671			
A321023	PINELLAS PARK	FL		01/21/2022								382,496	382,496			
A751158	HOUSTON	TX		05/16/2023		343,175						258,890	258,890			
AG1035	WAPATO	WA		12/17/2020		2,558,810						40,923	40,923			
AG1036	BUHL	ID		02/03/2021		1,253,084						11,754	11,754			
AG1107	GAINES	TX		03/31/2023		1,977,691						11,709	11,709			
AG1112	TULARE	CA		12/29/2022		1,504,617						20,040	20,040			
AG1114	TULARE	CA		01/26/2023		3,321,324						44,237	44,237			
P2002017883	LYNN	MA		03/04/2020		344,230		(45)			(45)	1,524	1,524			
P2007018556	FRIENDSWOOD	TX		07/30/2020		854,852		(238)			(238)	12,081	12,081			
P2007018564	JUPITER	FL		08/10/2020		543,721		(122)			(122)	2,953	2,953			
P2007018565	KINGWOOD	TX		08/19/2020		175,892		(38)			(38)	677	677			
P2008018575	TOMBALL	TX		08/25/2020		352,114		(73)			(73)	1,844	1,844			
P2008018580	COVENTRY	CT		09/16/2020		236,421		(47)			(47)	780	780			
P2008018581	MATTHEWS	NC		09/11/2020		466,314		(69)			(69)	1,249	1,249			
P2008018582	JACKSON	NJ		09/29/2020		213,998		(57)			(57)	766	766			
P2008802568	WINNETKA	CA		08/01/2020		668,942		(97)			(97)	2,645	2,645			
P2008802569	LOS ANGELES	CA		08/13/2020		1,099,461		(66)			(66)					
P2008802570	OAKLAND	CA		08/01/2020		453,420		(53)			(53)					
P2008802571	SAN FRANCISCO	CA		08/01/2020		511,958		(41)			(41)					
P2008802579	LOS ANGELES	CA		09/15/2020		1,281,959		(38)			(38)					
P2009018600	CHARLOTTE	NC		09/21/2020		504,275		(98)			(98)	645	645			
P2009020007	LAGUNA HILLS	CA		09/22/2020		2,078,250		(87)			(87)	852	852			
P2009020008	OAKLAND	CA		10/03/2020		761,946						540	540			
P2009020011	SEBRING	FL		10/01/2020		165,870		(46)			(46)	604	604			
P2009020013	CRESTLINE	CA		09/30/2020		223,544		(67)			(67)	914	914			
P2009020014	ROCHESTER HILLS	MI		10/02/2020		1,180,640		(335)			(335)	4,456	4,456			
P2009020019	DENISON	TX		10/02/2020		1,479,484		(418)			(418)	5,478	5,478			
P2009020023	BRYANT	AR		10/06/2020		220,995		(65)			(65)	886	886			
P2009020029	GLENORA	CA		09/28/2020		1,004,238		(21)			(21)					
P2009020030	MESA	AZ		10/09/2020		334,172		(100)			(100)	1,367	1,367			
P2009020032	EDGEWATER	NJ		10/29/2020		1,104,526		(307)			(307)	4,564	4,564			
P2009020036	LOS ALAMITOS	CA		10/07/2020		809,041		(111)			(111)	1,503	1,503			
P2009020043	PASADENA	CA		10/21/2020		654,944		(103)			(103)					
P2009020046	KISSIMEE	FL		10/23/2020		438,939		(115)			(115)	2,868	2,868			
P2009020047	EATON RAPIDS	MI		10/15/2020		189,197		(43)			(43)	659	659			
P2009020050	CROSSLAKE	MN		10/30/2020		688,810		(241)			(241)	18,183	18,183			
P2009020051	VISTA	CA		10/27/2020		574,534		(120)			(120)	2,274	2,274			
P2009020052	PORT ORANGE	FL		10/30/2020		510,337		(157)			(157)	3,442	3,442			
P2009020146	PEORIA	AZ		10/27/2020		218,744		(75)			(75)	777	777			

STATEMENT AS OF JUNE 30, 2024 OF THE EAGLE LIFE INSURANCE COMPANY

SCHEDULE B - PART 3

Showing All Mortgage Loans DISPOSED, Transferred or Repaid During the Current Quarter

1 Loan Number	2 Location		4 Loan Type	5 Date Acquired	6 Disposal Date	7 Book Value/ Recorded Investment Excluding Accrued Interest Prior Year	8 Change in Book Value/Recorded Investment					14 Book Value/ Recorded Investment Excluding Accrued Interest on Disposal	15 Consid- eration	16 Foreign Exchange Gain (Loss) on Disposal	17 Realized Gain (Loss) on Disposal	18 Total Gain (Loss) on Disposal
	2 City	3 State					8 Unrealized Valuation Increase/ (Decrease)	9 Current Year's (Amortization) /Accretion	10 Current Year's Other- Than- Temporary Impairment Recognized	11 Capitalized Deferred Interest and Other	12 Total Change in Book Value (8+9-10+11)					
P2009020149	THE WOODLANDS	TX		10/30/2020		731,037							2,491	2,491		
P2009020151	HAPEVILLE	GA		11/06/2020		317,769		(78)			(78)		1,272	1,272		
P2009020181	LOS ANGELES	CA		11/12/2020		895,411							3,311	3,311		
P2009022924	TAMPA	FL		11/09/2021		166,037		(68)			(68)		670	670		
P2009022925	HOLBROOK	NY		11/01/2021		317,353		(126)			(126)		1,250	1,250		
P2009022926	SKILLMAN	NJ		11/03/2021		994,293		(390)			(390)		3,835	3,835		
P2009022927	ARLINGTON	TX		11/01/2021		282,498		(119)			(119)		1,211	1,211		
P2009022928	ELMONT	NY		11/04/2021		300,716		(131)			(131)		911	911		
P2009022929	CLAY	NY		11/02/2021		261,486		(104)			(104)		1,363	1,363		
P2009022930	COVINGTON	GA		11/01/2021		153,922		(68)			(68)		830	830		
P2009022932	CEDARHURST	NY		11/03/2021		1,009,689		(422)			(422)		4,300	4,300		
P2009022934	MONTEBELLO	CA		11/01/2021		201,493		(82)			(82)		823	823		
P2009022935	LONG BEACH	CA		11/12/2021		775,014		(311)			(311)		3,100	3,100		
P2009022936	ROSEMead	CA		11/22/2021		592,379		(235)			(235)		2,320	2,320		
P2009022937	ALBANY	NY		11/03/2021		193,928		(79)			(79)		792	792		
P2009022939	HOLLIS	NY		11/01/2021		430,347		(161)			(161)		1,548	1,548		
P2009022940	VALLEY STREAM	NY		11/05/2021		464,360		(181)			(181)		1,781	1,781		
P2009022942	STATEN ISLAND	NY		11/05/2021		553,195		(216)			(216)		2,122	2,122		
P2009022943	KEY WEST	FL		11/01/2021		557,968		(212)			(212)					
P2009022944	CLEBURNE	TX		11/04/2021		220,946							1,470	1,470		
P2009022945	FLUSHING	NY		11/05/2021		757,596		(292)			(292)		2,845	2,845		
P2009022946	BERWYN	IL		11/03/2021		199,822		(101)			(101)		4,049	4,049		
P2009022947	VILLA PARK	IL		11/05/2021		193,945		(75)			(75)		728	728		
P2009022948	NUTLEY	NJ		11/05/2021		369,199		(158)			(158)		1,638	1,638		
P2009022949	PHILADELPHIA	PA		11/05/2021		141,086		(62)			(62)		606	606		
P2009022950	CHARLOTTE	NC		11/04/2021		432,057		(169)			(169)		1,657	1,657		
P2009022951	STOCKTON	CA		11/08/2021		294,617		(153)			(153)		3,697	3,697		
P2009022952	TACOMA	WA		11/09/2021		251,786		(111)			(111)		1,447	1,447		
P2009022953	HOLLYWOOD	FL		11/09/2021		476,667		(189)			(189)		2,484	2,484		
P2009022955	CEDAR KNOLLS	NJ		11/09/2021		321,395		(130)			(130)		2,666	2,666		
P2009022956	VERONA	NJ		11/09/2021		285,035		(250)			(250)		11,254	11,254		
P2009022957	BOYERTOWN	PA		11/09/2021		105,995		(41)			(41)		407	407		
P2009022958	JACKSONVILLE	FL		11/10/2021		211,422		(87)			(87)		882	882		
P2009022961	NEW HYDE PARK	NY		11/10/2021		736,398		(300)			(300)		3,013	3,013		
P2009022963	QUEENS VILLAGE	NY		11/10/2021		529,594		(221)			(221)		2,255	2,255		
P2009022964	GARDEN CITY	NY		11/10/2021		953,056		(361)			(361)		3,465	3,465		
P2009022965	GERMANTOWN	MD		11/10/2021		338,426		(135)			(135)		1,335	1,335		
P2009022969	CAMARILLO	CA		11/12/2021		559,132		(159)			(159)					
P2009022971	FISHERS	IN		11/12/2021		297,183		(131)			(131)		4,292	4,292		
P2009022973	STATEN ISLAND	NY		11/12/2021		389,582		(259)			(259)		8,435	8,435		
P2009022974	PISCATAWAY	NJ		11/12/2021		419,943		(164)			(164)		1,611	1,611		
P2009022975	MIAMI GARDENS	FL		11/12/2021		237,492		(93)			(93)		907	907		
P2009022976	BETHESDA	MD		11/12/2021		959,005		(375)			(375)		3,678	3,678		
P2009022977	BRONX	NY		11/15/2021		418,099		(170)			(170)		1,708	1,708		
P2009022978	HONOLULU	HI		11/15/2021		762,324		(341)			(341)		7,458	7,458		
P2009022979	LOWER LAKE	CA		11/15/2021		732,594		(297)			(297)		2,445	2,445		
P2009022980	BURLINGTON	MA		11/15/2021		1,102,650		(460)			(460)		4,696	4,696		
P2009022981	WOODSTOCK	NY		11/15/2021		518,196		(200)			(200)		1,946	1,946		
P2009022982	YONKERS	NY		11/15/2021		578,727		(260)			(260)		10,604	10,604		
P2009022983	ANAHEIM	CA		11/15/2021		433,748		(188)			(188)		1,883	1,883		
P2009022985	STOUGHTON	MA		11/15/2021		484,233		(192)			(192)		1,897	1,897		

STATEMENT AS OF JUNE 30, 2024 OF THE EAGLE LIFE INSURANCE COMPANY

SCHEDULE B - PART 3

Showing All Mortgage Loans DISPOSED, Transferred or Repaid During the Current Quarter

1 Loan Number	2 Location		4 Loan Type	5 Date Acquired	6 Disposal Date	7 Book Value/ Recorded Investment Excluding Accrued Interest Prior Year	8 Change in Book Value/Recorded Investment					14 Book Value/ Recorded Investment Excluding Accrued Interest on Disposal	15 Consid- eration	16 Foreign Exchange Gain (Loss) on Disposal	17 Realized Gain (Loss) on Disposal	18 Total Gain (Loss) on Disposal
	2 City	3 State					8 Unrealized Valuation Increase/ (Decrease)	9 Current Year's (Amortization) /Accretion	10 Current Year's Other- Than- Temporary Impairment Recognized	11 Capitalized Deferred Interest and Other	12 Total Change in Book Value (8+9-10+11)					
P2009022986	KISSIMMEE	FL		11/16/2021		352,852	(142)	(70)			(142)	1,878	1,878			
P2009022987	EASTON	PA		11/16/2021		165,380	(70)	(73)			(70)	719	719			
P2009022988	EASTON	PA		11/16/2021		167,593	(73)	(73)			(73)	749	749			
P2009022989	TAMPA	FL		11/16/2021		466,309	(133)	(133)			(133)					
P2009022990	MIRAMAR	FL		11/16/2021		597,221	(236)	(236)			(236)	2,339	2,339			
P2009022991	MIAMI	FL		11/16/2021		237,430	(93)	(93)			(93)	911	911			
P2009022992	MIDDLETOWN	NY		11/16/2021		395,218	(154)	(154)			(154)	1,516	1,516			
P2009022993	MAYS LANDING	NJ		11/16/2021		180,414	(74)	(74)			(74)	753	753			
P2009022995	QUEENSBURY	NY		11/17/2021		206,538	(341)	(341)			(341)	6,485	6,485			
P2009022996	DEMAREST	NJ		11/17/2021		2,178,846	(840)	(840)			(840)	8,181	8,181			
P2009022997	WAYNE	NJ		11/17/2021		253,955	(97)	(97)			(97)	933	933			
P2009022998	YONKERS	NY		11/17/2021		479,049	(365)	(365)			(365)	8,294	8,294			
P2009022999	WHEATLEY HEIGHTS	NY		11/17/2021		412,638	(170)	(170)			(170)	1,703	1,703			
P2009023000	LAKE GROVE	NY		11/18/2021		612,118	(252)	(252)			(252)	2,553	2,553			
P2009023001	CATHEDRAL CITY	CA		11/18/2021		317,778	(126)	(126)			(126)	1,245	1,245			
P2009023002	JAMAICA	NY		11/18/2021		599,936	(247)	(247)			(247)	2,704	2,704			
P2009023003	LEXINGTON	MA		11/18/2021		1,873,846	(732)	(732)			(732)	7,187	7,187			
P2009023004	PPAFFTOWN	NC		11/18/2021		259,747	(107)	(107)			(107)	1,083	1,083			
P2009023005	HOUSTON	TX		11/18/2021		169,701	(65)	(65)			(65)	426	426			
P2009023006	KISSIMMEE	FL		11/19/2021		323,178	(126)	(126)			(126)	2,123	2,123			
P2009023007	GRASS VALLEY	CA		11/19/2021		161,304	(65)	(65)			(65)	645	645			
P2009023008	LYNNFIELD	MA		11/19/2021		404,872	(162)	(162)			(162)	1,620	1,620			
P2009023009	FUQUAY VARINA	NC		11/19/2021		271,372	(107)	(107)			(107)	1,063	1,063			
P2009023010	NEW YORK	NY		11/19/2021		876,791	(338)	(338)			(338)	5,297	5,297			
P2009023011	PROVIDENCE	RI		11/19/2021		232,976	(91)	(91)			(91)	881	881			
P2009023012	NUTLEY	NJ		11/19/2021		470,840	(197)	(197)			(197)	2,005	2,005			
P2009023013	BRONX	NY		11/19/2021								2,331	2,331			
P2009023014	NAZARETH	PA		11/22/2021		140,400	(155)	(155)			(155)	1,986	1,986			
P2009023015	JAMAICA	NY		11/22/2021		99,634	(2,761)	(2,761)			(2,761)	5,707	5,707			
P2009023016	HICKSVILLE	NY		11/02/2021		825,553	(340)	(340)			(340)	3,443	3,443			
P2009023017	PUNTA GORDA	FL		11/23/2021		232,402	(97)	(97)			(97)	990	990			
P2009023018	MCHENRY	MD		11/24/2021		133,993	(54)	(54)			(54)	547	547			
P2009023019	BROOKLYN	NY		11/24/2021		1,116,128	(437)	(437)			(437)	4,291	4,291			
P2009023020	SEATTLE	WA		11/24/2021		377,757	(117)	(117)			(117)					
P2009023023	RIVIERA BEACH	FL		11/29/2021		127,156	(50)	(50)			(50)	488	488			
P2009023024	WINTER GARDEN	FL		11/29/2021		444,464	(497)	(497)			(497)	8,527	8,527			
P2009023025	VILAS	NC		11/30/2021		551,176	(215)	(215)			(215)	2,114	2,114			
P2009023026	CENTER MORICHES	NY		11/30/2021		1,507,182	(605)	(605)			(605)	6,029	6,029			
P2009023353	PLAINFIELD	NJ		02/14/2022		333,486	(185)	(185)			(185)	1,229	1,229			
P2009023357	ZEBULON	NC		02/16/2022		197,039	(96)	(96)			(96)	453	453			
P2009023373	SUGAR GROVE	IL		02/11/2022		185,064	(79)	(79)			(79)	483	483			
P2009023407	WOODBRIIDGE	VA		02/03/2022		368,108	(192)	(192)			(192)	1,126	1,126			
P2009023422	DELANO	CA		02/08/2022		425,242	(123)	(123)			(123)	1,325	1,325			
P2009023442	EAST HADDAM	CT		02/16/2022		249,182	(120)	(120)			(120)	676	676			
P2009023445	SOUTHINGTON	CT		02/16/2022		284,621	(358)	(358)			(358)	8,632	8,632			
P2009023448	LAS VEGAS	NV		02/17/2022		217,153	(132)	(132)			(132)	701	701			
P2009023449	ODESSA	TX		02/03/2022		164,922						2,341	2,341			
P2009023456	SAN MARCOS	CA		02/04/2022		483,926	(95)	(95)			(95)	5,210	5,210			
P2009023462	GILLETTE	NJ		02/09/2022		308,748	(93)	(93)			(93)	1,200	1,200			
P2009023471	BRANDYWINE	MD		02/14/2022		238,524	(119)	(119)			(119)	602	602			
P2009023478	DANBURY	CT		02/09/2022		284,108	(127)	(127)			(127)	2,765	2,765			

STATEMENT AS OF JUNE 30, 2024 OF THE EAGLE LIFE INSURANCE COMPANY

SCHEDULE B - PART 3

Showing All Mortgage Loans DISPOSED, Transferred or Repaid During the Current Quarter

1 Loan Number	2 Location		4 Loan Type	5 Date Acquired	6 Disposal Date	7 Book Value/ Recorded Investment Excluding Accrued Interest Prior Year	8 Change in Book Value/Recorded Investment						14 Book Value/ Recorded Investment Excluding Accrued Interest on Disposal	15 Consid- eration	16 Foreign Exchange Gain (Loss) on Disposal	17 Realized Gain (Loss) on Disposal	18 Total Gain (Loss) on Disposal
	2 City	3 State					8 Unrealized Valuation Increase/ (Decrease)	9 Current Year's (Amortization) /Accretion	10 Current Year's Other- Than- Temporary Impairment Recognized	11 Capitalized Deferred Interest and Other	12 Total Change in Book Value (8+9-10+11)	13 Total Foreign Exchange Change in Book Value					
P2009023486	CHARLOTTE	NC		02/15/2022		366,832		(203)				(203)		1,555	1,555		
P2009023488	LADSON	SC		02/14/2022		222,757		(153)				(153)		2,449	2,449		
P2009023491	NORWALK	CA		02/04/2022		551,500		(126)				(126)		2,747	2,747		
P2009023510	TOMBALL	TX		02/11/2022		266,016		(108)				(108)		854	854		
P2009023524	WILTON	CA		02/09/2022		537,351		(156)				(156)		2,843	2,843		
P2009023532	MIAMI	FL		02/14/2022		334,856		(95)				(95)		1,092	1,092		
P2009023543	WEST HAVEN	CT		02/15/2022		237,659		(130)				(130)		720	720		
P2009023569	WENDELL	NC		04/22/2022		323,558		(141)				(141)		782	782		
P2009023606	ORLANDO	FL		04/14/2022		222,925		(106)				(106)		656	656		
P2009023646	WALDORF	MD		04/11/2022		312,018		(136)				(136)		1,546	1,546		
P2009023859	SEASIDE HEIGHTS	NJ		04/06/2022		301,755		(145)				(145)		2,242	2,242		
P2009023863	HUNTINGTON BEACH	CA		03/23/2022		1,053,090		(289)				(289)		4,087	4,087		
P2009023897	SACRAMENTO	CA		04/08/2022		596,791		(264)				(264)		1,663	1,663		
P2009024024	SALINAS	CA		04/13/2022		595,968		(191)				(191)		1,597	1,597		
P2009024035	CHICAGO	IL		04/21/2022		231,643		(80)				(80)		602	602		
P2009024039	WALDORF	MD		04/13/2022		338,264		(93)				(93)		1,044	1,044		
P2009024048	BALTIMORE	MD		04/11/2022		200,927		(62)				(62)		573	573		
P2009024069	SUMMERSVILLE	SC		04/22/2022		257,969		(113)				(113)		588	588		
P2009024116	NEWARK	NJ		04/19/2022		427,991		(178)				(178)		1,102	1,102		
P2009024252	MODESTO	CA		04/18/2022		486,644		(197)				(197)		1,691	1,691		
P2009024255	FAIRFIELD	CA		04/14/2022		747,316		(286)				(286)		1,979	1,979		
P2009025084	WAKE FOREST	NC		10/17/2022		475,455		(104)				(104)		1,978	1,978		
P2009025166	INGLEWOOD	CA		10/27/2022		226,484		(40)				(40)		317	317		
P2009025231	HAMILTON	NJ		12/09/2022		163,002		(35)				(35)		165	165		
P2009025245	FREDERICKSBURG	VA		11/15/2022		386,346		(11)				(11)		764	764		
P2009025335	SANTA BARBARA	CA		12/16/2022		905,077		(239)				(239)		1,925	1,925		
P2009025354	BOCA RATON	FL		01/13/2023		544,882		(125)				(125)		905	905		
P2009025395	BAXLEY	GA		01/26/2023		120,418		(22)				(22)		230	230		
P2009025409	HOWELL	NJ		01/31/2023		290,740		(83)				(83)		572	572		
P2009025418	WOODBRIIDGE	VA		02/03/2023		259,521		(75)				(75)		685	685		
P2009025423	BLUE RIDGE	GA		01/30/2023		251,779		(72)				(72)		4,316	4,316		
P2009025427	ANNANDALE	VA		01/27/2023		321,789		(100)				(100)		4,705	4,705		
P2009025431	MATTHEWS	NC		01/31/2023		327,257		(87)				(87)		4,324	4,324		
P2009025436	PENNSAUKEN	NJ		01/27/2023		209,508		(59)				(59)		819	819		
P2009025438	WALDORF	MD		02/10/2023		203,812		(52)				(52)		343	343		
P2009025442	WEST HAVEN	CT		01/30/2023		175,564								342	342		
P2009025444	BETHESDA	MD		01/31/2023		179,305		(31)				(31)		387	387		
P2009025449	HARLEYSVILLE	PA		02/02/2023		462,937		(148)				(148)		2,127	2,127		
P2010802584	COVENTRY	CT		10/09/2020		331,204		(80)				(80)		1,280	1,280		
P2010802586	MILFORD	PA		10/20/2020		101,552		(453)				(453)		3,955	3,955		
P2010802588	BALTIMORE	MD		10/27/2020		88,951		(45)				(45)		1,525	1,525		
P2010880039	WEST HILLS	CA		09/22/2020		398,262		(610)				(610)		10,731	10,731		
P2010880043	NAPLES	FL		09/30/2020										745	745		
P2010880046	STUDIO CITY	CA		09/25/2020		322,148		(152)				(152)		1,102	1,102		
P2010880050	SAN BERNARDINO	CA		09/29/2020		395,371		(208)				(208)		1,515	1,515		
P2010880052	PLANT CITY	FL		09/25/2020		237,600		(139)				(139)		3,099	3,099		
P2010880053	KENNEWICK	WA		09/25/2020		201,292		(90)				(90)		633	633		
P2010880056	COLORADO SPRINGS	CO		09/28/2020		152,271		(80)				(80)		210	210		
P2010880058	SACRAMENTO	CA		10/01/2020		254,824		(140)				(140)		1,818	1,818		
P2010880061	DAWSONVILLE	GA		10/05/2020		323,993		(161)				(161)		1,413	1,413		
P2010880063	BROOKSVILLE	FL		09/23/2020		217,555		(120)				(120)		1,529	1,529		

STATEMENT AS OF JUNE 30, 2024 OF THE EAGLE LIFE INSURANCE COMPANY

SCHEDULE B - PART 3

Showing All Mortgage Loans DISPOSED, Transferred or Repaid During the Current Quarter

1 Loan Number	2 Location		4 Loan Type	5 Date Acquired	6 Disposal Date	7 Book Value/ Recorded Investment Excluding Accrued Interest Prior Year	8 Change in Book Value/Recorded Investment					14 Book Value/ Recorded Investment Excluding Accrued Interest on Disposal	15 Consid- eration	16 Foreign Exchange Gain (Loss) on Disposal	17 Realized Gain (Loss) on Disposal	18 Total Gain (Loss) on Disposal
	2 City	3 State					8 Unrealized Valuation Increase/ (Decrease)	9 Current Year's (Amortization) /Accretion	10 Current Year's Other- Than- Temporary Impairment Recognized	11 Capitalized Deferred Interest and Other	12 Total Change in Book Value (8+9-10+11)					
P2010880068	HALLANDALE BEACH	FL		09/25/2020		180,976		(90)			(90)		673		673	
P2010880069	WHITE PLAINS	MD		09/23/2020		341,192		(145)			(145)		993		993	
P2010880071	SAN PABLO	CA		09/25/2020		345,087		(160)			(160)		1,155		1,155	
P2010880072	RICHMOND	CA		09/25/2020		372,290		(173)			(173)		1,247		1,247	
P2010880073	RICHMOND	CA		09/25/2020		528,559		(246)			(246)		1,771		1,771	
P2010880074	RICHMOND	CA		09/25/2020		484,694		(225)			(225)		1,626		1,626	
P4210914008	PAROWAN	UT		02/08/2022		270,543		(67)			(67)		1,252		1,252	
P4211215407	MAULDIN	SC		03/08/2022		112,162		(45)			(45)		1,051		1,051	
P4211215636	TAMARAC	FL		02/24/2022		86,578		(6)			(6)		264		264	
P4211215655	DETROIT	MI		02/23/2022		262,792		(82)			(82)		929		929	
P4220115771	WINTER HAVEN	FL		02/08/2022		277,946		(66)			(66)		1,235		1,235	
P4220115791	SANTA ROSA BEACH	FL		02/25/2022		864,585		(316)			(316)		5,828		5,828	
P4220115846	STERLING HEIGHTS	MI		02/24/2022		247,858		(61)			(61)		928		928	
P4220115875	LAUREL	MD		02/28/2022		128,394		(58)			(58)		422		422	
P4220115966	ARVADA	CO		03/01/2022		1,005,136		(206)			(206)		5,058		5,058	
P4220115975	LITCHFIELD PARK	AZ		02/24/2022		432,848		(191)			(191)		2,028		2,028	
P4220116028	INDIAN LAND	SC		03/07/2022		743,902		(195)			(195)		3,212		3,212	
P4220116067	ST. CLOUD	FL		02/23/2022		292,002		(10)			(10)		1,293		1,293	
P4220116072	BRADENTON	FL		02/25/2022		394,779		(271)			(271)		4,753		4,753	
P4220116112	LAKELAND	FL		02/25/2022		261,561		(106)			(106)		831		831	
P4220216215	MIAMI	FL		02/28/2022		235,390		(116)			(116)		1,854		1,854	
P4220216230	BRECKENRIDGE	CO		03/07/2022		494,963							300		300	
P4220216231	SAN ANTONIO	TX		02/28/2022		281,529		(42)			(42)		2,242		2,242	
P4220216265	ALBUQUERQUE	NM		03/03/2022		238,276		(95)			(95)		624		624	
P4220216799	BAKER	FL		05/02/2022		357,105		(160)			(160)		520		520	
P4220317395	SPRING LAKE	NJ		05/10/2022		2,504,975		(577)			(577)		9,425		9,425	
P4220417855	COMMERCE CITY	CO		04/29/2022		469,603		(124)			(124)		1,449		1,449	
P4220417908	ROSEVILLE	CA		05/01/2022		646,621		(57)			(57)					
P4220417940	LEXINGTON	SC		05/16/2022		317,982		(72)			(72)		1,032		1,032	
P4220418069	BETHLEHEM	PA		04/29/2022		180,536		(81)			(81)		401		401	
P4220418136	COLORADO SPRINGS	CO		05/16/2022		693,882		(177)			(177)		2,178		2,178	
P4220923514	WEST PALM BEACH	FL		11/07/2022		141,049		(2)			(2)		207		207	
P4221025291	WELLINGTON	FL		12/12/2022		735,294		(88)			(88)		1,104		1,104	
P4221025318	CLARKSVILLE	TN		11/30/2022		187,858		(44)			(44)		290		290	
P4221125674	JACKSONVILLE	NC		12/08/2022		114,813		(27)			(27)		142		142	
P4221126368	FOREST	VA		12/15/2022		502,363		(113)			(113)		717		717	
P4221226454	AUSTIN	TX		02/28/2023		2,140,673							4,889		4,889	
P4221226739	ENGLEWOOD	FL		01/12/2023		318,854		(2)			(2)		550		550	
P4221226894	LEBANON	OR		02/21/2023		269,266		(28)			(28)		583		583	
P4221227030	FRESNO	CA		02/16/2023		167,453		(40)			(40)		415		415	
P4230127367	OCALA	FL		02/24/2023		172,288		(33)			(33)		358		358	
P4230127405	GULF SHORES	AL		01/30/2023		224,697		(61)			(61)		672		672	
P4230127463	SILVER SPRING	MD		02/03/2023		140,744							1,057		1,057	
P4230127644	DALLAS	TX		02/07/2023		135,035		(15)			(15)		429		429	
P4230127768	CLAREMONT	NC		02/16/2023		204,341		(28)			(28)		284		284	
P4230127807	ATHOL	ID		02/21/2023		833,697		(241)			(241)		1,679		1,679	
P4230127895	EDINBURG	VA		02/27/2023									174		174	
P4230128000	HOUSTON	TX		02/09/2023		305,654		(21)			(21)		2,589		2,589	
P4230128062	BOYNTON BEACH	FL		02/22/2023		141,046		(22)			(22)		770		770	
P4230128144	SEMINOLE	FL		02/28/2023		569,475		(159)			(159)		1,084		1,084	
P4230128180	STUART	FL		02/27/2023		273,126		(69)			(69)		578		578	

STATEMENT AS OF JUNE 30, 2024 OF THE EAGLE LIFE INSURANCE COMPANY

SCHEDULE B - PART 3

Showing All Mortgage Loans DISPOSED, Transferred or Repaid During the Current Quarter

1 Loan Number	2 Location		4 Loan Type	5 Date Acquired	6 Disposal Date	7 Book Value/ Recorded Investment Excluding Accrued Interest Prior Year	8 Change in Book Value/Recorded Investment					14 Book Value/ Recorded Investment Excluding Accrued Interest on Disposal	15 Consid- eration	16 Foreign Exchange Gain (Loss) on Disposal	17 Realized Gain (Loss) on Disposal	18 Total Gain (Loss) on Disposal
	2 City	3 State					8 Unrealized Valuation Increase/ (Decrease)	9 Current Year's (Amortization) /Accretion	10 Current Year's Other- Than- Temporary Impairment Recognized	11 Capitalized Deferred Interest and Other	12 Total Change in Book Value (8+9-10+11)					
P4230128215	ROYAL PALM BEACH	FL		02/27/2023		1,066,669		(212)			(212)	2,108	2,108			
P4230128300	WILLIAMS	CA		02/24/2023								295	295			
P4230128498	FORT WORTH	TX		02/24/2023								312	312			
P4230128511	APPLE VALLEY	CA		02/17/2023		239,514		(93)			(93)	7,141	7,141			
P4230228575	SEATAC	WA		02/22/2023		480,982		(120)			(120)	1,624	1,624			
P4230228607	SAN ANTONIO	TX		03/01/2023		104,667		(18)			(18)	211	211			
P4230228702	CANDLER	NC		02/27/2023		207,968		(35)			(35)	446	446			
P4230228911	SCOTTSDALE	AZ		03/06/2023		566,699		(47)			(47)	1,000	1,000			
P4230229108	NASHVILLE	TN		02/28/2023		635,106		(29)			(29)					
P4230229220	SOUTHFIELD	MI		03/03/2023		223,268		(28)			(28)	430	430			
P4230229372	AURORA	CO		03/06/2023		438,884		(110)			(110)	1,101	1,101			
P5210813515	VASHON	WA		02/01/2022		699,222		(147)			(147)	3,320	3,320			
P5210914025	SCOTTSDALE	AZ		01/14/2022		432,315		(195)			(195)	2,951	2,951			
P5210914057	NEWTON	NC		01/19/2022		110,801		(160)			(160)	2,031	2,031			
P5211114883	PORT NECHES	TX		02/01/2022		463,985		(192)			(192)	1,644	1,644			
P5211115202	SURPRISE	AZ		02/21/2022		421,643		59			59	1,858	1,858			
P5211115209	RIVERVIEW	FL		02/23/2022		467,730		(225)			(225)	1,435	1,435			
P5220115939	SCOTTSDALE	AZ		02/22/2022		2,299,730		(1,058)			(1,058)	8,523	8,523			
P5220115994	MONTEVALLO	AL		04/25/2022		199,621		67			67	854	854			
P5220116092	MALVERN	AR		02/11/2022		360,663		(146)			(146)	1,060	1,060			
P5220116108	ROCKVILLE	IN		02/25/2022		308,549		(150)			(150)	1,054	1,054			
P5220116152	TAMPA	FL		02/28/2022		521,689		(220)			(220)	1,791	1,791			
P5220116192	BENTONVILLE	AR		02/14/2022		392,273		(151)			(151)	1,455	1,455			
P5220216212	MADISON	TN		02/25/2022		143,056		(68)			(68)	900	900			
P5220216245	SAN DIEGO	CA		02/25/2022		831,790		(386)			(386)	2,154	2,154			
P5220216422	ACWORTH	GA		02/22/2022		370,727		(246)			(246)	8,414	8,414			
P5220216781	GROVE CITY	OH		04/25/2022		216,779		(64)			(64)	797	797			
P5220316858	WACO	TX		04/19/2022		143,549		(59)			(59)	113	113			
P5220317292	CORONA DEL MAR	CA		04/14/2022		1,057,597		(594)			(594)	3,389	3,389			
P5220418300	NEW CANEY	TX		05/04/2022		276,260		(97)			(97)	852	852			
P5220923137	NOLANSVILLE	TN		12/14/2022		1,306,618		(82)			(82)	2,967	2,967			
P5220923578	NEWBURGH	NY		11/16/2022		295,665		(17)			(17)					
P5220923637	NAPLES	FL		11/23/2022		725,490		(131)			(131)	1,546	1,546			
P5221024348	OVERLAND PARK	KS		11/29/2022		1,168,090		(125)			(125)	2,771	2,771			
P5221024520	EVANS	CO		12/13/2022		170,689		(49)			(49)	338	338			
P5221024724	REHOBOTH BEACH	DE		08/23/2022		372,152		(37)			(37)	882	882			
P5221024834	MIAMI	FL		11/23/2022		103,255		(22)			(22)	301	301			
P5221025313	LAS VEGAS	NV		11/07/2022		210,065		(57)			(57)	390	390			
P5221125351	HIALEAH	FL		11/30/2022		288,508		(46)			(46)	884	884			
P5221125775	SAINT CLOUD	FL		12/13/2022		93,855		(28)			(28)	164	164			
P5221125843	SAN ANTONIO	TX		12/02/2022		300,872		(52)			(52)	435	435			
P5221126316	KALISPELL	MT		11/21/2022		471,211		(16)			(16)					
P5221226470	LEHIGH ACRES	FL		01/23/2023		303,927		(122)			(122)	635	635			
P5221226574	TARPON SPRINGS	FL		12/17/2022		475,034		(112)			(112)	1,004	1,004			
P5221226755	NEWMAN	GA		02/14/2023		351,448		(52)			(52)	666	666			
P5221226767	KERNVILLE	CA		12/16/2022		596,251		(131)			(131)	1,206	1,206			
P5221226777	DALLAS	GA		02/09/2023		146,564		(15)			(15)	382	382			
P5221226858	BONITA SPRINGS	FL		12/29/2022		777,765		(114)			(114)	1,497	1,497			
P5221226899	SATSUMA	AL		12/28/2022		95,547						147	147			
P5221227306	MESQUITE	TX		02/17/2023		153,692		(28)			(28)	290	290			
P5230127451	ORLANDO	FL		01/31/2023		1,021,131		(133)			(133)	2,122	2,122			

E02.10

STATEMENT AS OF JUNE 30, 2024 OF THE EAGLE LIFE INSURANCE COMPANY

SCHEDULE B - PART 3

Showing All Mortgage Loans DISPOSED, Transferred or Repaid During the Current Quarter

1 Loan Number	2 Location		4 Loan Type	5 Date Acquired	6 Disposal Date	7 Book Value/ Recorded Investment Excluding Accrued Interest Prior Year	Change in Book Value/Recorded Investment					14 Book Value/ Recorded Investment Excluding Accrued Interest on Disposal	15 Consid- eration	16 Foreign Exchange Gain (Loss) on Disposal	17 Realized Gain (Loss) on Disposal	18 Total Gain (Loss) on Disposal	
	2 City	3 State					8 Unrealized Valuation Increase/ (Decrease)	9 Current Year's (Amortization) /Accretion	10 Current Year's Other- Than- Temporary Impairment Recognized	11 Capitalized Deferred Interest and Other	12 Total Change in Book Value (8+9-10+11)						13 Total Foreign Exchange Change in Book Value
P5230127492	RIVERDALE	CA		01/31/2023		182,248		(56)			(56)		549	549			
P5230127607	NORTHBROOK	IL		02/21/2023		577,067		(113)			(113)		820	820			
P5230127810	AUSTIN	TX		02/16/2023		372,026		5			5		784	784			
P5230127914	BANNING	CA		01/24/2023		101,136		(15)			(15)		269	269			
P5230128008	ATLANTA	GA		02/16/2023		181,868		(16)			(16)		315	315			
P5230128169	ORLANDO	FL		02/10/2023		267,608							666	666			
P5230128221	JACKSON	GA		09/20/2022		246,259		(59)			(59)		345	345			
P5230128223	WELLINGTON	FL		10/14/2022		1,070,869		(408)			(408)						
P5230128224	LAWRENCEVILLE	GA		02/15/2023		172,954		(24)			(24)		1,965	1,965			
P5230128250	CUTLER BAY	FL		02/09/2023		488,310		(75)			(75)		859	859			
P5230128278	SOUTH FULTON	GA		02/24/2023		408,617		(50)			(50)		651	651			
P5230128288	UNION	NJ		02/23/2023		498,048		(158)			(158)		5,880	5,880			
P5230128326	GILBERT	AZ		02/28/2023		619,439		(99)			(99)		4,484	4,484			
P5230128391	HOLLYWOOD	FL		02/10/2023		494,609		(62)			(62)		3,372	3,372			
P5230128430	RICHMOND	TX		02/22/2023		976,138		(115)			(115)		1,541	1,541			
P5230128458	LOCUST GROVE	GA		09/30/2022		222,222		(45)			(45)		365	365			
P5230228586	WINTER HAVEN	FL		02/07/2023		279,729		8			8		572	572			
P5230228601	INWOOD	NY		03/03/2023		608,136		(222)			(222)		1,193	1,193			
P5230228763	NAPLES	FL		02/23/2023		607,011		(44)			(44)		1,223	1,223			
P5230228769	INDIAN BEACH	NC		02/23/2023		391,178		(82)			(82)		918	918			
P5230228772	GLENDALE	CA		02/15/2023		155,632		(48)			(48)		345	345			
P5230228781	HAYDEN	ID		02/24/2023		582,175		(155)			(155)		1,029	1,029			
P5230228794	GLADE VALLEY	NC		02/22/2023		300,694		(36)			(36)		714	714			
P5230229034	ROYAL PALM BEACH	FL		02/17/2023		521,852		(101)			(101)		531	531			
P5230229111	LAWRENCEVILLE	GA		02/24/2023		893,096		(143)			(143)		4,822	4,822			
P5230229175	LAS VEGAS	NV		02/03/2023		795,113		(171)			(171)		1,417	1,417			
P5230229178	CORAL SPRINGS	FL		01/24/2023									222	222			
P5230229245	MADISON	MS		02/24/2023		370,773		(36)			(36)		564	564			
P5230229276	UNION	NJ		11/18/2022		410,080		(75)			(75)		903	903			
P5230229281	ROSEVILLE	MI		11/18/2022		149,785		(20)			(20)		251	251			
P5230229287	ROUEMONT	NC		11/15/2022		240,767		(46)			(46)		379	379			
P5230229314	SUN CITY WEST	AZ		02/21/2023		247,037		(37)			(37)		2,741	2,741			
P6230224448	W YARMOUTH	MA		02/28/2023		237,678		(50)			(50)		446	446			
P8220200008	HOUSTON	TX		01/27/2022		240,088		(102)			(102)		1,032	1,032			
0299999 - Mortgages with partial repayments						301,252,409		(45,820)			(45,820)		4,038,680	4,038,680			
0599999 - Totals						350,727,453		(46,118)			(46,118)		56,576,363	56,576,363		(91,666)	(91,666)

E02.11

STATEMENT AS OF JUNE 30, 2024 OF THE EAGLE LIFE INSURANCE COMPANY

SCHEDULE BA - PART 2

Showing Other Long-Term Invested Assets ACQUIRED AND ADDITIONS MADE During the Current Quarter

1 CUSIP Identification	2 Name or Description	3 Location		5 Name of Vendor or General Partner	6 NAIC Designation, NAIC Designation Modifier and SVO Administrative Symbol	7 Date Originally Acquired	8 Type and Strategy	9 Actual Cost at Time of Acquisition	10 Additional Investment Made After Acquisition	11 Amount of Encumbrances	12 Commitment for Additional Investment	13 Percentage of Ownership
		City	State									
000000-00-0	PRET SFR FUND V LP TRCH 5	WILMINGTON	DE	PRETIUM PARTNERS		08/25/2023		819,932			3,593,443	5.690
000000-00-0	ASP SUMMA HOLDCO 1, LP	WILMINGTON	DE	HTIM		01/26/2024		29,018			2,511,747	99.000
1999999. Joint Venture Interests - Common Stock - Unaffiliated												
000000-00-0	ACE FUND HOLDINGS, LLC	WILMINGTON	DE	ACE FUND ELEANOR HOLDINGS		05/02/2023		5,749				99.400
2099999. Joint Venture Interests - Common Stock - Affiliated												
PPGL5H-JX-1	PRIMARYWAVE CORP BND 7 1/2% DUE 4/11/2029 JD28			3RDPARTY		06/28/2024		1,394,566				13.000
2999999. Collateral Loans - Unaffiliated												
								1,394,566				XXX
6099999. Total - Unaffiliated								1,394,566	848,950		6,105,190	XXX
6199999. Total - Affiliated									5,749			XXX
6299999 - Totals								1,394,566	854,699		6,105,190	XXX

SCHEDULE BA - PART 3

Showing Other Long-Term Invested Assets DISPOSED, Transferred or Repaid During the Current Quarter

1 CUSIP Identification	2 Name or Description	3 Location		5 Name of Purchaser or Nature of Disposal	6 Date Originally Acquired	7 Disposal Date	8 Book/ Adjusted Carrying Value Less Encumbrances, Prior Year	9 Change in Book/Adjusted Carrying Value						15 Book/ Adjusted Carrying Value Less Encumbrances on Disposal	16 Consid-eration	17 Foreign Exchange Gain (Loss) on Disposal	18 Realized Gain (Loss) on Disposal	19 Total Gain (Loss) on Disposal	20 Invest-ment Income
		City	State					9 Unrealized Valuation Increase/ (De-crease)	10 Current Year's (Depreciation) or (Amorti-zation)/ Accretion	11 Current Year's Other Than Temporary Impairment Recogn-ized	12 Capital-ized Deferred Interest and Other	13 Total Change in Book/ Adjusted Carrying Value (9+10-11+12)	14 Total Foreign Exchange Change in Book/ Adjusted Carrying Value						
000000-00-0	M-A LPI HOLDINGS, LLC	TORCH KEY	FL	MAST CAPITAL	12/27/2022	05/08/2024	33,727						33,727	33,727					
2099999. Joint Venture Interests - Common Stock - Affiliated																			
6099999. Total - Unaffiliated																			
6199999. Total - Affiliated																			
6299999 - Totals								33,727						33,727	33,727				

E03

STATEMENT AS OF JUNE 30, 2024 OF THE EAGLE LIFE INSURANCE COMPANY

SCHEDULE D - PART 3

Show All Long-Term Bonds and Stock Acquired During the Current Quarter

1	2	3	4	5	6	7	8	9	10
CUSIP Identification	Description	Foreign	Date Acquired	Name of Vendor	Number of Shares of Stock	Actual Cost	Par Value	Paid for Accrued Interest and Dividends	NAIC Designation, NAIC Designation Modifier and SVO Administrative Symbol
00232*-AB-6	ASPSUMMA1LLC ASPSUMMA1CLASSA		04/09/2024	DIRECT		5,201	5,201		1.A PL
00232*-AC-4	ASPSUMMA1LLC ASPSUMMA1CLASSB		04/09/2024	DIRECT		743	743		1.C PL
00232*-AD-2	ASPSUMMA1LLC ASPSUMMA1CLASSC		04/09/2024	DIRECT		817	817		1.F PL
00232*-AE-0	ASPSUMMA1LLC ASPSUMMA1CLASSD		04/09/2024	DIRECT		718	718		2.B PL
00232*-AF-7	ASPSUMMA1LLC ASPSUMMA1CLASSE		04/09/2024	DIRECT		3,740	3,740		3.B PL
00235*-AB-3	ASPSUMMA2LLC ASPSUMMA2CLASSA		04/09/2024	DIRECT		5,214	5,214		1.A PL
00235*-AC-1	ASPSUMMA2LLC ASPSUMMA2CLASSB		04/09/2024	DIRECT		720	720		1.C PL
00235*-AD-9	ASPSUMMA2LLC ASPSUMMA2CLASSC		04/09/2024	DIRECT		815	815		1.F PL
00235*-AE-7	ASPSUMMA2LLC ASPSUMMA2CLASSD		04/09/2024	DIRECT		730	730		2.B PL
00235*-AF-4	ASPSUMMA2LLC ASPSUMMA2CLASSE		04/09/2024	DIRECT		3,740	3,740		3.B PL
00235*-AB-1	ASPSUMMA3LLC ASPSUMMA3CLASSA		05/24/2024	DIRECT		56,538	56,538		1.A PL
00235*-AC-9	ASPSUMMA3LLC ASPSUMMA3CLASSB		05/24/2024	DIRECT		8,770	8,770		1.C PL
00235*-AD-7	ASPSUMMA3LLC ASPSUMMA3CLASSC		05/24/2024	DIRECT		9,376	9,376		1.F PL
00235*-AE-5	ASPSUMMA3LLC ASPSUMMA3CLASSD		05/24/2024	DIRECT		7,596	7,596		2.B PL
00235*-AF-2	ASPSUMMA3LLC ASPSUMMA3CLASSE		05/24/2024	DIRECT		41,140	41,140		3.B PL
00236*-AB-2	ASPSUMMA4LLC ASPSUMMA4CLASSA		04/09/2024	DIRECT		5,136	5,136		1.A PL
00236*-AC-0	ASPSUMMA4LLC ASPSUMMA4CLASSB		04/09/2024	DIRECT		789	789		1.C PL
00236*-AD-8	ASPSUMMA4LLC ASPSUMMA4CLASSC		04/09/2024	DIRECT		848	848		1.F PL
00236*-AE-6	ASPSUMMA4LLC ASPSUMMA4CLASSD		04/09/2024	DIRECT		707	707		2.B PL
00236*-AF-3	ASPSUMMA4LLC ASPSUMMA4CLASSE		04/09/2024	DIRECT		3,740	3,740		3.B PL
594918-CU-6	MICROSOFT CORPORATION MICROSOFTCORPORATI		06/04/2024	TAX FREE EXCHANGE		502,986	500,000	11,000	1.A FE
PPGLB9-R1-3	ASIFFUNDINGILLC CORP BND 7.939% 07/26		06/13/2024	3RDPARTY		2,000,000	2,000,000		2.A Z
PPGLD8-J1-5	ATHENAFUNDINGILLC 0.000% 06/27/34		06/28/2024	3RDPARTY		2,686,703	2,702,703		1.C Z
PPQHK-53-2	BROOKFIELDSECURITIZATIOFCFO 0.000% 06/	A.	06/28/2024	3RDPARTY		27,200,000	27,200,000		1.G Z
BMS28V-06-7	FIDEICOMISO FIBRA UNO SENIOR CORP BND 14	D.	04/01/2024	TAX FREE EXCHANGE		(2,364,022)	(2,250,000)	(44,734)	2.C FE
1109999999. Subtotal - Bonds - Industrial and Miscellaneous (Unaffiliated)						30,182,745	30,309,781	(33,734)	XXX
PPGJ9B-0T-4	INFRASTRUCTURE BERMUDA BORROWE BIP LOAN		05/24/2024	3RDPARTY		7,960,000	8,000,000		1.G Z
PPGJ9B-0U-1	INFRASTRUCTURE BERMUDA BORROWE BIP LOAN		05/24/2024	3RDPARTY		7,960,000	8,000,000		1.G Z
1909999999. Subtotal - Bonds - Unaffiliated Bank Loans						15,920,000	16,000,000		XXX
2509999997. Total - Bonds - Part 3						46,102,745	46,309,781	(33,734)	XXX
2509999998. Total - Bonds - Part 5						XXX	XXX	XXX	XXX
2509999999. Total - Bonds						46,102,745	46,309,781	(33,734)	XXX
4509999997. Total - Preferred Stocks - Part 3							XXX		XXX
4509999998. Total - Preferred Stocks - Part 5						XXX	XXX	XXX	XXX
4509999999. Total - Preferred Stocks							XXX		XXX
PPG13U-ZA-0	BLUEOILGPSTAKESI I I F INANC I BFPLTORONTOPRO		06/07/2024	3RDPARTY	677,230	4,976,946			
PPG53C-BL-3	BLUEOILGPSTAKESI I I F INANC I L I L I A PROPERTYH		06/07/2024	3RDPARTY	499,860	5,000,000			
PPG53V-97-5	BLUEOILGPSTAKESI I I F INANC I BAYADELA I DEPRO		06/07/2024	3RDPARTY	683,810	4,976,948			
PPG62N-JN-6	BLUEOILGPSTAKESI I I F INANC I BFPLCALGARYPRO		06/07/2024	3RDPARTY	680,200	4,976,944			
PPG1AL-SH-8	2MWPPROPERTYHOLDINGSLTD		06/13/2024	3RDPARTY	535,930	5,359,262			
PPG1AS-1F-6	BLUEOILGPSTAKESI I I F INANC I JORDANCREEKPRO		06/18/2024	3RDPARTY	501,150	5,011,464			
PPGJAA-KK-5	BLUEOILGPSTAKESI I I F INANC I 200VESEYPROPER		06/13/2024	3RDPARTY	461,670	4,616,705			
PPGJAA-OC-5	BLUEOILGPSTAKESI I I F INANC I WILLOWBROOKPRO		06/18/2024	3RDPARTY	527,080	5,270,803			
PPGK00-70-5	BLUEOILGPSTAKESI I I F INANC I TYSONSGALLERIA		06/14/2024	3RDPARTY	460,500	4,605,012			
PPGK07-SR-0	WOODLANDSPROPERTYHOLDINGSLLL		06/17/2024	3RDPARTY	503,940	5,039,426			
PPGM71-WJ-8	5MWPPROPERTYHOLDINGSLTD		06/13/2024	3RDPARTY	513,490	5,134,920			
PPGN7D-OE-6	BLUEOILGPSTAKESI I I F INANC I ALAMOANAPROPER		06/21/2024	3RDPARTY	598,450	5,984,532			
PPGN7D-OG-1	BLUEOILGPSTAKESI I I F INANC I LACANTERAPROPE		06/21/2024	3RDPARTY	495,410	4,954,132			

E04

STATEMENT AS OF JUNE 30, 2024 OF THE EAGLE LIFE INSURANCE COMPANY

SCHEDULE D - PART 3

Show All Long-Term Bonds and Stock Acquired During the Current Quarter

1 CUSIP Identification	2 Description	3 Foreign	4 Date Acquired	5 Name of Vendor	6 Number of Shares of Stock	7 Actual Cost	8 Par Value	9 Paid for Accrued Interest and Dividends	10 NAIC Designation, NAIC Designation Modifier and SVO Admini- strative Symbol
PPGM76-86-2	BACADELAI DENORTHPROPERTYHO		06/14/2024	3RDPARTY	684.260	4,973,713			
PPG820-R0-1	ONELIBERTYPLAZAPROPERTYHOL ONELIBERTYPLA	D	06/14/2024	3RDPARTY	419.700	4,200,000			
592999999. Subtotal - Common Stocks - Parent, Subsidiaries and Affiliates Other							75,080,807		XXX
5989999997. Total - Common Stocks - Part 3							75,080,807		XXX
5989999998. Total - Common Stocks - Part 5							XXX		XXX
5989999999. Total - Common Stocks							75,080,807		XXX
5999999999. Total - Preferred and Common Stocks							75,080,807		XXX
6009999999 - Totals							121,183,552		(33,734) XXX

STATEMENT AS OF JUNE 30, 2024 OF THE EAGLE LIFE INSURANCE COMPANY

SCHEDULE D - PART 4

Show All Long-Term Bonds and Stock Sold, Redeemed or Otherwise Disposed of During the Current Quarter

1	2	3	4	5	6	7	8	9	10	Change In Book/Adjusted Carrying Value					16	17	18	19	20	21	22	
										11	12	13	14	15								
CUSIP Identification	Description	Foreign	Disposal Date	Name of Purchaser	Number of Shares of Stock	Consideration	Par Value	Actual Cost	Prior Year Book/Adjusted Carrying Value	Unrealized Valuation Increase/(Decrease)	Current Year's (Amortization)/Accretion	Current Year's Other Than Temporary Impairment Recognized	Total Change in Book/Adjusted Carrying Value (11 + 12 - 13)	Total Foreign Exchange Change in Book /Adjusted Carrying Value	Book/Adjusted Carrying Value at Disposal Date	Foreign Exchange Gain (Loss) on Disposal	Realized Gain (Loss) on Disposal	Total Gain (Loss) on Disposal	Bond Interest/Stock Dividends Received During Year	Stated Contractual Maturity Date	NAIC Designation, NAIC Designation Modifier and SVO Administrative Symbol	
..36319X-AC-1	GALAXY CLO LTD GALXY_18-25A ABS_ABS_18-.....	D.....	04/25/2024	PAYDOWN		1,100,000	1,100,000	1,087,625	1,089,604		10,396		10,396		1,100,000				40,613	10/25/2031	1.B FE	
..404360-AL-4	HIGHBRIDGE LOAN MANAGEMENT LTD SENIOR AB	D.....	06/24/2024	PAYDOWN		1,000,000	1,000,000	1,000,020	1,000,014		(14)		(14)		1,000,000				48,471	07/19/2030	1.A FE	
..40436X-AC-1	HIGHBRIDGE LOAN MANAGEMENT LTD SENIOR AB	D.....	04/18/2024	PAYDOWN		116,938	116,938	115,511	115,769		1,168		1,168		116,938				4,035	07/18/2029	1.A FE	
..45082#-AA-0	IBERIA LINEAS AEREAS DE ESPANA CORP_BND	D.....	06/20/2024	REDEMPTION 100.0000		9,271	9,271	9,271	9,271						9,271				179	05/20/2033	1.F PL	
..50188G-AT-0	LCM LTD PARTNERSHIP LCM_18A SENIOR ABS_A	D.....	04/22/2024	PAYDOWN		525,817	525,817	520,743	522,006		3,811		3,811		525,817				17,967	04/20/2031	1.A FE	
..55818M-BA-4	MADISON PARK FUNDING LTD MDPK SENIOR ABS	D.....	05/21/2024	PAYDOWN		907,477	907,477	900,579	901,865		5,612		5,612		907,477				33,350	04/19/2030	1.A FE	
..55819E-AA-2	MADISON PARK FUNDING XXXI LTD MEZZANIN A	D.....	06/20/2024	PAYDOWN		500,000	500,000	500,000	500,000						500,000				37,545	01/23/2031	3.C FE	
..64131J-AN-6	NEUBERGER BERMAN CLO LTD NEUB SUB ABS_AB	D.....	06/27/2024	CALL 100.0000		1,600,000	1,600,000	1,592,800	1,594,564		687		687		1,595,250		4,750	4,750	78,181	10/18/2029	1.C FE	
..66934#-AA-6	LARVIKSJORDEN LTD CORP_BND 4.750% 01/.....	D.....	06/22/2024	REDEMPTION 100.0000		10,533	10,533	8,279	8,526		2,008		2,008		10,533				209	01/22/2029	3.C PL	
..67110U-AQ-2	CHALONFUNDINGLTDCHALF_16- ABS_ABS_16-1	D.....	06/03/2024	PAYDOWN		1,500,000	1,500,000	1,500,000	1,500,000						1,500,000				71,611	01/20/2033	1.F FE	
..67115W-AL-4	OAK HILL CREDIT PARTNERS OAKC OAKC_18-1A	D.....	04/10/2024	PAYDOWN		500,000	500,000	500,000	500,000						500,000				20,863	10/20/2030	2.C FE	
..67115X-AA-6	OAK HILL CREDIT PARTNERS OAKC OAKC_18-1A	D.....	04/10/2024	PAYDOWN		500,000	500,000	500,000	500,000						500,000				27,110	10/20/2030	3.C FE	
..67576F-AA-7	OCTAGON INVESTMENT PARTNERSLT OCT46_18-RR	D.....	04/16/2024	PAYDOWN		59,463	59,463	58,868	58,986		476		476		59,463				1,988	04/16/2031	1.A FE	
..67591J-AQ-5	OCTAGON INVESTMENT PARTNERSX1 OCT29_16-1A	D.....	06/28/2024	PAYDOWN		1,500,000	1,500,000	1,500,000	1,500,000						1,500,000				78,130	01/24/2033	1.F FE	
..67591U-AC-1	OCTAGON INVESTMENT PARTNERS 36 SENIOR AB	D.....	04/15/2024	PAYDOWN		24,594	24,594	24,373	24,417		177		177		24,594				819	04/15/2031	1.A FE	
..75888K-AA-2	REGATTAVIII FUNDINGLTDREGT8 REGT8_17-1A	D.....	05/17/2024	PAYDOWN		1,270,913	1,270,913	1,255,916	1,259,785		11,128		11,128		1,270,913				49,954	10/17/2030	1.A FE	
..75888K-AC-8	REGATTAVIII FUNDINGLTDREGT8 REGT8_7.2	D.....	05/17/2024	PAYDOWN		1,250,000	1,250,000	1,250,938	1,250,588		(588)		(588)		1,250,000				54,104	10/17/2030	1.A FE	
..898339-AA-4	FIDEICOMISO FIBRA UNO SENIOR CORP_BND 14	D.....	04/01/2024	TAX FREE EXCHANGE		(2,364,022)	(2,250,000)	(2,396,250)	(794,007)		(1,570,016)		(1,570,016)		(2,364,022)				(44,734)	01/15/2030	2.C FE	
..98625L-AA-0	GENERATECLOLTDGNRT 5A SENIOR ABS_ABS_5	D.....	05/16/2024	PAYDOWN		2,646,132	2,646,132	2,645,074	2,645,575		557		557		2,646,132				101,709	10/22/2031	1.A FE	
1109999999	Subtotal - Bonds - Industrial and Miscellaneous (Unaffiliated)			REDEMPTION 100.0000		47,341,156	47,390,487	47,043,683	48,702,411		(1,455,017)		(1,455,017)		47,247,399		4,750	4,750	1,855,047	XXX	XXX	
..86277*-AA-3	STRATEGIC PARTNERS FUND VIII L SECURED T		04/08/2024	REDEMPTION 100.0000		233,918	233,918	233,918	233,918						233,918				4,687	03/10/2026	1.F PL	
1909999999	Subtotal - Bonds - Unaffiliated Bank Loans					233,918	233,918	233,918	233,918						233,918				4,687	XXX	XXX	
2509999997	Total - Bonds - Part 4					50,854,687	50,904,018	50,667,655	52,322,406		(1,561,483)		(1,561,483)		50,760,930		4,750	4,750	1,901,606	XXX	XXX	
2509999998	Total - Bonds - Part 5					XXX	XXX	XXX	XXX	XXX	XXX	XXX	XXX	XXX	XXX	XXX	XXX	XXX	XXX	XXX	XXX	XXX
2509999999	Total - Bonds					50,854,687	50,904,018	50,667,655	52,322,406		(1,561,483)		(1,561,483)		50,760,930		4,750	4,750	1,901,606	XXX	XXX	
4509999997	Total - Preferred Stocks - Part 4						XXX													XXX	XXX	
4509999998	Total - Preferred Stocks - Part 5					XXX	XXX	XXX	XXX	XXX	XXX	XXX	XXX	XXX	XXX	XXX	XXX	XXX	XXX	XXX	XXX	XXX
4509999999	Total - Preferred Stocks						XXX													XXX	XXX	
5989999997	Total - Common Stocks - Part 4						XXX													XXX	XXX	
5989999998	Total - Common Stocks - Part 5					XXX	XXX	XXX	XXX	XXX	XXX	XXX	XXX	XXX	XXX	XXX	XXX	XXX	XXX	XXX	XXX	XXX
5989999999	Total - Common Stocks						XXX													XXX	XXX	
5999999999	Total - Preferred and Common Stocks						XXX													XXX	XXX	
6009999999	Totals					50,854,687	XXX	50,667,655	52,322,406		(1,561,483)		(1,561,483)		50,760,930		4,750	4,750	1,901,606	XXX	XXX	

E05.3

STATEMENT AS OF JUNE 30, 2024 OF THE EAGLE LIFE INSURANCE COMPANY

SCHEDULE DB - PART A - SECTION 1

Showing all Options, Caps, Floors, Collars, Swaps and Forwards Open as of Current Statement Date

1	2	3	4	5	6	7	8	9	10	11	12	13	14	15	16	17	18	19	20	21	22	23														
Description	Description of Item(s) Hedged, Used for Income Generation or Replicated	Schedule/ Exhibit Identifier	Type(s) of Risk(s) (a)	Exchange, Counterparty or Central Clearinghouse	Trade Date	Date of Maturity or Expiration	Number of Contracts	Notional Amount	Strike Price, Rate or Index Received (Paid)	Cumulative Prior Year(s) Initial Cost of Un-discounted Premium (Received) Paid	Current Year Initial Cost of Un-discounted Premium (Received) Paid	Current Year Income	Book/ Adjusted Carrying Value	Code	Fair Value	Unrealized Valuation Increase/ (Decrease)	Total Foreign Exchange Change in B./A.C.V.	Current Year's (Amortization)/ Accretion	Adjustment to Carrying Value of Hedged Item	Potential Exposure	Credit Quality of Reference Entity	Hedge Effectiveness at Inception and at Quarter-end (b)														
007999999. Subtotal - Purchased Options - Hedging Effective Excluding Variable Annuity Guarantees Under SSAP No.108														XXX																			XXX	XXX		
014999999. Subtotal - Purchased Options - Hedging Effective Variable Annuity Guarantees Under SSAP No.108														XXX																						
S&P 500 Index Option		N/A	Equity/Index	AEL 85LNZLR1WR9SYRVFCH09	12/29/2021	12/29/2026	21	102,850	4793.06	9,853			4,844	XXX	16,529			(985)																		
S&P 500 Index Option		N/A	Equity/Index	AEL 85LNZLR1WR9SYRVFCH09	01/26/2022	01/26/2027	26	111,439	4349.93	13,769			6,999	XXX	23,451			(1,377)																		
S&P 500 Index Option		N/A	Equity/Index	AEL 85LNZLR1WR9SYRVFCH09	02/09/2022	02/09/2027	248	1,137,986	4587.18	130,641			68,586	XXX	194,141			(13,064)																		
Invesco Dynamic Growth Index		N/A	Equity/Index	AEL 85LNZLR1WR9SYRVFCH09	07/01/2022	07/01/2024	206	545,933	2645.13	17,306			361	XXX				(4,327)																		
S&P 500 Dividend Aristocrats Daily Risk Control 5% Excess Return		N/A	Equity/Index	AEL 85LNZLR1WR9SYRVFCH09	07/01/2022	07/01/2024	133	236,680	1781.32	7,810			163	XXX	1,156			(1,953)																		
S&P 500 Dividend Aristocrats Daily Risk Control 5% Excess Return		N/A	Equity/Index	AEL 85LNZLR1WR9SYRVFCH09	07/05/2022	07/05/2024	16	29,100	1778.59	969			20	XXX	199			(242)																		
Invesco Dynamic Growth Index		N/A	Equity/Index	AEL 85LNZLR1WR9SYRVFCH09	07/05/2022	07/05/2024	394	1,042,252	2646.66	32,935			686	XXX				(8,234)																		
S&P 500 Index Option		N/A	Equity/Index	AEL 85LNZLR1WR9SYRVFCH09	07/06/2022	07/05/2024	37	141,348	3845.08	20,255			422	XXX	59,479			(5,064)																		
S&P 500 Dividend Aristocrats Daily Risk Control 5% Excess Return		N/A	Equity/Index	AEL 85LNZLR1WR9SYRVFCH09	07/06/2022	07/05/2024	104	184,300	1779.91	5,990			125	XXX	1,151			(1,497)																		
S&P 500 Dividend Aristocrats Daily Risk Control 5% Excess Return		N/A	Equity/Index	AEL 85LNZLR1WR9SYRVFCH09	07/11/2022	07/11/2024	21	37,386	1778.8	1,204			25	XXX	283			(301)																		
Invesco Dynamic Growth Index		N/A	Equity/Index	AEL 85LNZLR1WR9SYRVFCH09	07/11/2022	07/11/2024	320	843,645	2633.32	26,575			554	XXX				(6,644)																		
S&P 500 Dividend Aristocrats Daily Risk Control 5% Excess Return		N/A	Equity/Index	AEL 85LNZLR1WR9SYRVFCH09	07/12/2022	07/12/2024	48	86,067	1776.89	2,780			58	XXX	732			(695)																		
Franklin Global Trends Index		N/A	Equity/Index	AEL 85LNZLR1WR9SYRVFCH09	07/13/2022	07/12/2024	207	51,443	248.05	1,739			36	XXX	2			(435)																		
Invesco Dynamic Growth Index		N/A	Equity/Index	AEL 85LNZLR1WR9SYRVFCH09	07/13/2022	07/12/2024	236	620,587	2634.97	19,486			406	XXX				(4,872)																		
S&P 500 Dividend Aristocrats Daily Risk Control 5% Excess Return		N/A	Equity/Index	AEL 85LNZLR1WR9SYRVFCH09	07/13/2022	07/12/2024	1	2,104	1775	68			1	XXX	20			(17)																		
Invesco Dynamic Growth Index		N/A	Equity/Index	AEL 85LNZLR1WR9SYRVFCH09	07/14/2022	07/12/2024	206	541,651	2629.54	16,954			353	XXX				(4,238)																		
S&P 500 Dividend Aristocrats Daily Risk Control 5% Excess Return		N/A	Equity/Index	AEL 85LNZLR1WR9SYRVFCH09	07/14/2022	07/12/2024	95	167,850	1772.94	5,505			115	XXX	1,725			(1,376)																		
S&P 500 Dividend Aristocrats Daily Risk Control 5% Excess Return		N/A	Equity/Index	AEL 85LNZLR1WR9SYRVFCH09	07/15/2022	07/15/2024	55	97,398	1778.27	3,165			66	XXX	808			(791)																		

E06

STATEMENT AS OF JUNE 30, 2024 OF THE EAGLE LIFE INSURANCE COMPANY

SCHEDULE DB - PART A - SECTION 1

Showing all Options, Caps, Floors, Collars, Swaps and Forwards Open as of Current Statement Date

1	2	3	4	5	6	7	8	9	10	11	12	13	14	15	16	17	18	19	20	21	22	23	
Description	Description of Item(s) Hedged, Used for Income Generation or Replicated	Schedule/ Exhibit Identifier	Type(s) of Risk(s) (a)	Exchange, Counterparty or Central Clearinghouse	Trade Date	Date of Maturity or Expiration	Number of Contracts	Notional Amount	Strike Price, Rate or Index Received (Paid)	Cumulative Prior Year(s) Initial Cost of Un-discounted Premium (Received) Paid	Current Year Initial Cost of Un-discounted Premium (Received) Paid	Current Year Income	Book/ Adjusted Carrying Value	Code	Fair Value	Unrealized Valuation Increase/ (Decrease)	Total Foreign Exchange Change in B./A.C.V.	Current Year's (Amortization)/ Accretion	Adjustment to Carrying Value of Hedged Item	Potential Exposure	Credit Quality of Reference Entity	Hedge Effectiveness at Inception and at Quarter-end (b)	
Invesco Dynamic Growth Index		N/A	Equity/Index	AEL 85LNZLR1WR9SYRVFCH09	07/15/2022	07/15/2024	33	87,465	2635.23	2,746			57					(687)					
S&P 500 Dividend Aristocrats Daily Risk Control 5% Excess Return		N/A	Equity/Index	AEL 85LNZLR1WR9SYRVFCH09	07/18/2022	07/18/2024	13	23,038	1774.46	746			16		235			(187)					
Invesco Dynamic Growth Index		N/A	Equity/Index	AEL 85LNZLR1WR9SYRVFCH09	07/19/2022	07/19/2024	93	245,708	2631.6	7,715			161					(1,929)					
Franklin Global Trends Index		N/A	Equity/Index	AEL 85LNZLR1WR9SYRVFCH09	07/20/2022	07/19/2024	747	184,266	246.7	6,210			129		91			(1,552)					
S&P 500 Dividend Aristocrats Daily Risk Control 5% Excess Return		N/A	Equity/Index	AEL 85LNZLR1WR9SYRVFCH09	07/21/2022	07/19/2024	52	92,150	1787.88	2,976			62		499			(744)					
Invesco Dynamic Growth Index		N/A	Equity/Index	AEL 85LNZLR1WR9SYRVFCH09	07/20/2022	07/19/2024	220	579,965	2630.29	18,211			379		1			(4,553)					
Invesco Dynamic Growth Index		N/A	Equity/Index	AEL 85LNZLR1WR9SYRVFCH09	07/22/2022	07/22/2024	305	810,240	2653.52	25,604			533					(6,401)					
S&P 500 Dividend Aristocrats Daily Risk Control 5% Excess Return		N/A	Equity/Index	AEL 85LNZLR1WR9SYRVFCH09	07/22/2022	07/22/2024	208	371,618	1788.59	12,486			260		2,067			(3,122)					
S&P 500 Dividend Aristocrats Daily Risk Control 5% Excess Return		N/A	Equity/Index	AEL 85LNZLR1WR9SYRVFCH09	07/25/2022	07/25/2024	32	57,784	1790.41	1,855			39		311			(464)					
S&P 500 Dividend Aristocrats Daily Risk Control 5% Excess Return		N/A	Equity/Index	AEL 85LNZLR1WR9SYRVFCH09	07/26/2022	07/26/2024	49	87,366	1789.93	2,822			59		491			(705)					
Invesco Dynamic Growth Index		N/A	Equity/Index	AEL 85LNZLR1WR9SYRVFCH09	07/26/2022	07/26/2024	650	1,722,385	2650.47	54,255			1,130		3			(13,564)					
Franklin Global Trends Index		N/A	Equity/Index	AEL 85LNZLR1WR9SYRVFCH09	07/27/2022	07/26/2024	1,064	265,250	249.37	8,965			187		37			(2,241)					
Invesco Dynamic Growth Index		N/A	Equity/Index	AEL 85LNZLR1WR9SYRVFCH09	07/27/2022	07/26/2024	78	207,649	2662.66	6,541			136					(1,635)					
S&P 500 Dividend Aristocrats Daily Risk Control 5% Excess Return		N/A	Equity/Index	AEL 85LNZLR1WR9SYRVFCH09	07/28/2022	07/26/2024	13	23,227	1801.02	732			15		72			(183)					
Invesco Dynamic Growth Index		N/A	Equity/Index	AEL 85LNZLR1WR9SYRVFCH09	07/29/2022	07/29/2024	325	870,139	2677.53	27,496			573					(6,874)					
S&P 500 Dividend Aristocrats Daily Risk Control 5% Excess Return		N/A	Equity/Index	AEL 85LNZLR1WR9SYRVFCH09	07/29/2022	07/29/2024	6	10,912	1804.67	352			7		30			(88)					
S&P 500 Dividend Aristocrats Daily Risk Control 5% Excess Return		N/A	Equity/Index	AEL 85LNZLR1WR9SYRVFCH09	08/01/2022	08/01/2024	245	441,313	1804.55	14,387			899		1,321			(3,597)					
Invesco Dynamic Growth Index		N/A	Equity/Index	AEL 85LNZLR1WR9SYRVFCH09	08/01/2022	08/01/2024	494	1,322,832	2678.84	41,801			2,613		1			(10,450)					
Invesco Dynamic Growth Index		N/A	Equity/Index	AEL 85LNZLR1WR9SYRVFCH09	08/03/2022	08/02/2024	431	1,150,431	2666.73	36,124			2,258		2			(9,031)					
S&P 500 Dividend Aristocrats Daily Risk Control 5% Excess Return		N/A	Equity/Index	AEL 85LNZLR1WR9SYRVFCH09	08/04/2022	08/02/2024	580	1,045,497	1801.73	33,770			2,111		3,740			(6,442)					

STATEMENT AS OF JUNE 30, 2024 OF THE EAGLE LIFE INSURANCE COMPANY

SCHEDULE DB - PART A - SECTION 1

Showing all Options, Caps, Floors, Collars, Swaps and Forwards Open as of Current Statement Date

1	2	3	4	5	6	7	8	9	10	11	12	13	14	15	16	17	18	19	20	21	22	23	
Description	Description of Item(s) Hedged, Used for Income Generation or Replicated	Schedule/ Exhibit Identifier	Type(s) of Risk(s) (a)	Exchange, Counterparty or Central Clearinghouse	Trade Date	Date of Maturity or Expiration	Number of Contracts	Notional Amount	Strike Price, Rate or Index Received (Paid)	Cumulative Prior Year(s) Initial Cost of Un-discounted Premium (Received) Paid	Current Year Initial Cost of Un-discounted Premium (Received) Paid	Current Year Income	Book/ Adjusted Carrying Value	Code	Fair Value	Unrealized Valuation Increase/ (Decrease)	Total Foreign Exchange Change in B./A.C.V.	Current Year's (Amortization)/ Accretion	Adjustment to Carrying Value of Hedged Item	Potential Exposure	Credit Quality of Reference Entity	Hedge Effectiveness at Inception and at Quarter-end (b)	
Invesco Dynamic Growth Index		N/A	Equity/Index	AEL 85LNZLR1WR9SYRVFCH09	08/04/2022	08/02/2024	74	198,167	2672.51	6,222			389						(1,556)				
S&P 500 Dividend Aristocrats Daily Risk Control 5% Excess Return		N/A	Equity/Index	AEL 85LNZLR1WR9SYRVFCH09	08/02/2022	08/02/2024	32	58,200	1799.88	1,880			117		229				(470)				
S&P 500 Index Option		N/A	Equity/Index	AEL 85LNZLR1WR9SYRVFCH09	08/03/2022	08/02/2024	11	44,227	4155.17	2,782			174		5,551				(696)				
S&P 500 Dividend Aristocrats Daily Risk Control 5% Excess Return		N/A	Equity/Index	AEL 85LNZLR1WR9SYRVFCH09	08/03/2022	08/02/2024	178	320,983	1802.64	10,271			642		1,094				(2,568)				
Franklin Global Trends Index		N/A	Equity/Index	AEL 85LNZLR1WR9SYRVFCH09	08/03/2022	08/02/2024	249	62,277	250.03	2,099			131		11				(525)				
S&P 500 Dividend Aristocrats Daily Risk Control 5% Excess Return		N/A	Equity/Index	AEL 85LNZLR1WR9SYRVFCH09	08/05/2022	08/05/2024	218	393,177	1802.99	12,621			789		1,413				(3,155)				
Invesco Dynamic Growth Index		N/A	Equity/Index	AEL 85LNZLR1WR9SYRVFCH09	08/05/2022	08/05/2024	383	1,018,417	2658.72	31,978			1,999		5				(7,995)				
Invesco Dynamic Growth Index		N/A	Equity/Index	AEL 85LNZLR1WR9SYRVFCH09	08/08/2022	08/08/2024	515	1,372,798	2663.73	43,106			2,694		7				(10,776)				
S&P 500 Dividend Aristocrats Daily Risk Control 5% Excess Return		N/A	Equity/Index	AEL 85LNZLR1WR9SYRVFCH09	08/09/2022	08/09/2024	242	643,056	2660.04	20,192			1,262		5				(5,048)				
Franklin Global Trends Index		N/A	Equity/Index	AEL 85LNZLR1WR9SYRVFCH09	08/09/2022	08/09/2024	277	499,291	1803.29	16,227			1,014		1,926				(4,057)				
Invesco Dynamic Growth Index		N/A	Equity/Index	AEL 85LNZLR1WR9SYRVFCH09	08/10/2022	08/09/2024	796	198,291	249.22	6,682			418		90				(1,671)				
Invesco Dynamic Growth Index		N/A	Equity/Index	AEL 85LNZLR1WR9SYRVFCH09	08/10/2022	08/09/2024	96	255,000	2667.14	8,007			500		1				(2,002)				
Invesco Dynamic Growth Index		N/A	Equity/Index	AEL 85LNZLR1WR9SYRVFCH09	08/11/2022	08/09/2024	59	157,383	2659.53	4,926			308		1				(1,232)				
S&P 500 Dividend Aristocrats Daily Risk Control 5% Excess Return		N/A	Equity/Index	AEL 85LNZLR1WR9SYRVFCH09	08/11/2022	08/09/2024	82	149,040	1813.8	4,695			293		335				(1,174)				
Invesco Dynamic Growth Index		N/A	Equity/Index	AEL 85LNZLR1WR9SYRVFCH09	08/12/2022	08/12/2024	99	265,220	2666.37	8,301			519		2				(2,075)				
S&P 500 Dividend Aristocrats Daily Risk Control 5% Excess Return		N/A	Equity/Index	AEL 85LNZLR1WR9SYRVFCH09	08/12/2022	08/12/2024	96	174,433	1821.85	5,530			346		274				(1,382)				
Franklin Global Trends Index		N/A	Equity/Index	AEL 85LNZLR1WR9SYRVFCH09	08/15/2022	08/15/2024	1,412	351,984	249.23	11,862			741		213				(2,965)				
S&P 500 Dividend Aristocrats Daily Risk Control 5% Excess Return		N/A	Equity/Index	AEL 85LNZLR1WR9SYRVFCH09	08/15/2022	08/15/2024	22	39,977	1824.01	1,255			78		61				(314)				
Invesco Dynamic Growth Index		N/A	Equity/Index	AEL 85LNZLR1WR9SYRVFCH09	08/16/2022	08/16/2024	233	621,353	2669.49	19,448			1,216		6				(4,862)				
S&P 500 Dividend Aristocrats Daily Risk Control 5% Excess Return		N/A	Equity/Index	AEL 85LNZLR1WR9SYRVFCH09	08/16/2022	08/16/2024	236	431,635	1826.77	13,640			852		582				(3,410)				
Franklin Global Trends Index		N/A	Equity/Index	AEL 85LNZLR1WR9SYRVFCH09	08/17/2022	08/16/2024	626	155,499	248.25	5,225			327		155				(1,306)				

STATEMENT AS OF JUNE 30, 2024 OF THE EAGLE LIFE INSURANCE COMPANY

SCHEDULE DB - PART A - SECTION 1

Showing all Options, Caps, Floors, Collars, Swaps and Forwards Open as of Current Statement Date

1	2	3	4	5	6	7	8	9	10	11	12	13	14	15	16	17	18	19	20	21	22	23	
Description	Description of Item(s) Hedged, Used for Income Generation or Replicated	Schedule/ Exhibit Identifier	Type(s) of Risk(s) (a)	Exchange, Counterparty or Central Clearinghouse	Trade Date	Date of Maturity or Expiration	Number of Contracts	Notional Amount	Strike Price, Rate or Index Received (Paid)	Cumulative Prior Year(s) Initial Cost of Un-discounted Premium (Received) Paid	Current Year Initial Cost of Un-discounted Premium (Received) Paid	Current Year Income	Book/ Adjusted Carrying Value	Code	Fair Value	Unrealized Valuation Increase/ (Decrease)	Total Foreign Exchange Change in B./A.C.V.	Current Year's (Amortization)/ Accretion	Adjustment to Carrying Value of Hedged Item	Potential Exposure	Credit Quality of Reference Entity	Hedge Effectiveness at Inception and at Quarter-end (b)	
Invesco Dynamic Growth Index		N/A	Equity/Index	AEL 85LNZLR1WR9SYRVFCH09	08/17/2022	08/16/2024	65	173,699	2661.54	5,437			340		3			(1,359)					
S&P 500 Index Option																							
PPT		N/A	Equity/Index	AEL 85LNZLR1WR9SYRVFCH09	08/17/2022	08/16/2024	37	158,742	4274.04	11,307			707		21,036			(2,827)					
S&P 500 Dividend Aristocrats Daily Risk Control 5% Excess Return		N/A	Equity/Index	AEL 85LNZLR1WR9SYRVFCH09	08/17/2022	08/16/2024	249	454,404	1823.8	13,950			872		724			(3,488)					
S&P 500 Dividend Aristocrats Daily Risk Control 5% Excess Return		N/A	Equity/Index	AEL 85LNZLR1WR9SYRVFCH09	08/18/2022	08/16/2024	38	68,953	1824.07	2,200			137		108			(550)					
Invesco Dynamic Growth Index		N/A	Equity/Index	AEL 85LNZLR1WR9SYRVFCH09	08/19/2022	08/19/2024	280	743,260	2652.78	23,264			1,454		28			(5,816)					
S&P 500 Dividend Aristocrats Daily Risk Control 5% Excess Return		N/A	Equity/Index	AEL 85LNZLR1WR9SYRVFCH09	08/19/2022	08/19/2024	19	33,950	1819	1,046			65		76			(261)					
Invesco Dynamic Growth Index		N/A	Equity/Index	AEL 85LNZLR1WR9SYRVFCH09	08/22/2022	08/22/2024	396	1,046,728	2643.58	32,763			2,048		84			(8,191)					
Franklin Global Trends Index		N/A	Equity/Index	AEL 85LNZLR1WR9SYRVFCH09	08/24/2022	08/23/2024	526	129,480	246.12	4,338			271		364			(1,084)					
Invesco Dynamic Growth Index		N/A	Equity/Index	AEL 85LNZLR1WR9SYRVFCH09	08/24/2022	08/23/2024	503	1,328,092	2638.06	41,436			2,590		152			(10,359)					
S&P 500 Index Option																							
PPT		N/A	Equity/Index	AEL 85LNZLR1WR9SYRVFCH09	08/24/2022	08/23/2024	6	26,405	4140.77	3,979			249		8,577			(985)					
S&P 500 Dividend Aristocrats Daily Risk Control 5% Excess Return		N/A	Equity/Index	AEL 85LNZLR1WR9SYRVFCH09	08/24/2022	08/23/2024	223	403,372	1809.76	12,908			807		1,502			(3,227)					
S&P 500 Dividend Aristocrats Daily Risk Control 5% Excess Return		N/A	Equity/Index	AEL 85LNZLR1WR9SYRVFCH09	08/25/2022	08/23/2024	136	247,474	1815.62	7,672			479		708			(1,918)					
Invesco Dynamic Growth Index		N/A	Equity/Index	AEL 85LNZLR1WR9SYRVFCH09	08/26/2022	08/26/2024	225	594,228	2638.74	18,540			1,159		78			(4,635)					
S&P 500 Dividend Aristocrats Daily Risk Control 5% Excess Return		N/A	Equity/Index	AEL 85LNZLR1WR9SYRVFCH09	08/26/2022	08/26/2024	164	295,621	1799.88	9,549			597		1,717			(2,387)					
S&P 500 Dividend Aristocrats Daily Risk Control 5% Excess Return		N/A	Equity/Index	AEL 85LNZLR1WR9SYRVFCH09	08/29/2022	08/29/2024	21	37,588	1798.29	1,146			72		240			(287)					
Invesco Dynamic Growth Index		N/A	Equity/Index	AEL 85LNZLR1WR9SYRVFCH09	08/29/2022	08/29/2024	462	1,214,750	2630.95	37,900			2,369		272			(9,475)					
S&P 500 Dividend Aristocrats Daily Risk Control 5% Excess Return		N/A	Equity/Index	AEL 85LNZLR1WR9SYRVFCH09	08/30/2022	08/30/2024	129	231,680	1792.64	6,997			437		1,818			(1,749)					
Invesco Dynamic Growth Index		N/A	Equity/Index	AEL 85LNZLR1WR9SYRVFCH09	08/30/2022	08/30/2024	405	1,063,234	2626.24	33,067			2,067		308			(8,267)					
Franklin Global Trends Index		N/A	Equity/Index	AEL 85LNZLR1WR9SYRVFCH09	08/31/2022	08/30/2024	871	213,720	245.4	7,138			446		858			(1,785)					
Invesco Dynamic Growth Index		N/A	Equity/Index	AEL 85LNZLR1WR9SYRVFCH09	08/31/2022	08/30/2024	123	321,705	2621.28	10,005			625		116			(2,501)					

STATEMENT AS OF JUNE 30, 2024 OF THE EAGLE LIFE INSURANCE COMPANY

SCHEDULE DB - PART A - SECTION 1

Showing all Options, Caps, Floors, Collars, Swaps and Forwards Open as of Current Statement Date

1	2	3	4	5	6	7	8	9	10	11	12	13	14	15	16	17	18	19	20	21	22	23	
Description	Description of Item(s) Hedged, Used for Income Generation or Replicated	Schedule/ Exhibit Identifier	Type(s) of Risk(s) (a)	Exchange, Counterparty or Central Clearinghouse	Trade Date	Date of Maturity or Expiration	Number of Contracts	Notional Amount	Strike Price, Rate or Index Received (Paid)	Cumulative Prior Year(s) Initial Cost of Un-discounted Premium (Received) Paid	Current Year Initial Cost of Un-discounted Premium (Received) Paid	Current Year Income	Book/ Adjusted Carrying Value	Code	Fair Value	Unrealized Valuation Increase/ (Decrease)	Total Foreign Exchange Change in B./A.C.V.	Current Year's (Amortization)/ Accretion	Adjustment to Carrying Value of Hedged Item	Potential Exposure	Credit Quality of Reference Entity	Hedge Effectiveness at Inception and at Quarter-end (b)	
S&P 500 Dividend Aristocrats Daily Risk Control 5% Excess Return		N/A	Equity/Index	AEL 85LNZLR1WR9SYRVFCH09	08/31/2022	08/30/2024	23	40,354	1789	1,299			81		357			(325)					
Invesco Dynamic Growth Index		N/A	Equity/Index	AEL 85LNZLR1WR9SYRVFCH09	09/02/2022	08/30/2024	20	52,290	2616.84	1,626			169		23			(407)					
S&P 500 Dividend Aristocrats Daily Risk Control 5% Excess Return		N/A	Equity/Index	AEL 85LNZLR1WR9SYRVFCH09	09/01/2022	08/30/2024	134	349,750	2613.97	10,877			1,133		172			(2,719)					
S&P 500 Index Option FTPT		N/A	Equity/Index	AEL 85LNZLR1WR9SYRVFCH09	09/07/2022	09/06/2024	40	158,762	3979.87	7,684			800		14,462			(1,921)					
S&P 500 Dividend Aristocrats Daily Risk Control 5% Excess Return		N/A	Equity/Index	AEL 85LNZLR1WR9SYRVFCH09	09/07/2022	09/06/2024	136	244,463	1796.18	7,774			810		1,815			(1,943)					
Franklin Global Trends Index		N/A	Equity/Index	AEL 85LNZLR1WR9SYRVFCH09	09/07/2022	09/06/2024	450	110,030	244.38	3,675			383		645			(919)					
Invesco Dynamic Growth Index		N/A	Equity/Index	AEL 85LNZLR1WR9SYRVFCH09	09/07/2022	09/06/2024	175	457,472	2616.02	14,227			1,482		264			(3,557)					
S&P 500 Dividend Aristocrats Daily Risk Control 5% Excess Return		N/A	Equity/Index	AEL 85LNZLR1WR9SYRVFCH09	09/08/2022	09/06/2024	150	270,357	1797.77	8,408			876		1,903			(2,102)					
Franklin Global Trends Index		N/A	Equity/Index	AEL 85LNZLR1WR9SYRVFCH09	09/08/2022	09/06/2024	397	96,750	243.91	3,231			337		641			(808)					
Invesco Dynamic Growth Index		N/A	Equity/Index	AEL 85LNZLR1WR9SYRVFCH09	09/08/2022	09/06/2024	89	231,750	2616.33	7,207			751		132			(1,802)					
Invesco Dynamic Growth Index		N/A	Equity/Index	AEL 85LNZLR1WR9SYRVFCH09	09/09/2022	09/09/2024	238	624,415	2618.54	19,419			2,023		359			(4,855)					
S&P 500 Dividend Aristocrats Daily Risk Control 5% Excess Return		N/A	Equity/Index	AEL 85LNZLR1WR9SYRVFCH09	09/09/2022	09/09/2024	48	87,300	1802.92	2,741			286		531			(685)					
S&P 500 Dividend Aristocrats Daily Risk Control 5% Excess Return		N/A	Equity/Index	AEL 85LNZLR1WR9SYRVFCH09	09/13/2022	09/13/2024	68	121,036	1788.47	3,764			392		1,204			(941)					
Invesco Dynamic Growth Index		N/A	Equity/Index	AEL 85LNZLR1WR9SYRVFCH09	09/14/2022	09/13/2024	258	673,249	2604.56	20,803			2,167		716			(5,201)					
S&P 500 Dividend Aristocrats Daily Risk Control 5% Excess Return		N/A	Equity/Index	AEL 85LNZLR1WR9SYRVFCH09	09/15/2022	09/13/2024	207	368,752	1778.97	11,505			1,198		4,777			(2,876)					
Invesco Dynamic Growth Index		N/A	Equity/Index	AEL 85LNZLR1WR9SYRVFCH09	09/15/2022	09/13/2024	519	1,347,372	2595.98	41,499			4,323		1,907			(10,375)					
Invesco Dynamic Growth Index		N/A	Equity/Index	AEL 85LNZLR1WR9SYRVFCH09	09/13/2022	09/13/2024	538	1,401,120	2602.97	43,435			4,524		1,572			(10,859)					
Invesco Dynamic Growth Index		N/A	Equity/Index	AEL 85LNZLR1WR9SYRVFCH09	09/16/2022	09/16/2024	140	363,090	2597	11,219			1,169		529			(2,805)					
Invesco Dynamic Growth Index		N/A	Equity/Index	AEL 85LNZLR1WR9SYRVFCH09	09/19/2022	09/19/2024	138	357,475	2594.23	11,010			1,147		602			(2,753)					
S&P 500 Dividend Aristocrats Daily Risk Control 5% Excess Return		N/A	Equity/Index	AEL 85LNZLR1WR9SYRVFCH09	09/19/2022	09/19/2024	54	95,554	1780.81	2,914			304		1,214			(729)					

E06.4

STATEMENT AS OF JUNE 30, 2024 OF THE EAGLE LIFE INSURANCE COMPANY

SCHEDULE DB - PART A - SECTION 1

Showing all Options, Caps, Floors, Collars, Swaps and Forwards Open as of Current Statement Date

1	2	3	4	5	6	7	8	9	10	11	12	13	14	15	16	17	18	19	20	21	22	23	
Description	Description of Item(s) Hedged, Used for Income Generation or Replicated	Schedule/ Exhibit Identifier	Type(s) of Risk(s) (a)	Exchange, Counterparty or Central Clearinghouse	Trade Date	Date of Maturity or Expiration	Number of Contracts	Notional Amount	Strike Price, Rate or Index Received (Paid)	Cumulative Prior Year(s) Initial Cost of Un-discounted Premium (Received) Paid	Current Year Initial Cost of Un-discounted Premium (Received) Paid	Current Year Income	Book/ Adjusted Carrying Value	Code	Fair Value	Unrealized Valuation Increase/ (Decrease)	Total Foreign Exchange Change in B./A.C.V.	Current Year's (Amortization)/ Accretion	Adjustment to Carrying Value of Hedged Item	Potential Exposure	Credit Quality of Reference Entity	Hedge Effectiveness at Inception and at Quarter-end (b)	
Franklin Global Trends Index		N/A	Equity/Index	AEL 85LNZLR1WR9SYRVFCH09	09/20/2022	09/20/2024	256	61,677	241.26	2,041			213		808			(510)					
Invesco Dynamic Growth Index		N/A	Equity/Index	AEL 85LNZLR1WR9SYRVFCH09	09/20/2022	09/20/2024	71	183,529	2584.92	5,653			589		415			(1,413)					
S&P 500 Index Option		N/A	Equity/Index	AEL 85LNZLR1WR9SYRVFCH09	09/21/2022	09/20/2024	1	4,183	3789.93	665			69		1,880			(166)					
S&P 500 Dividend Aristocrats Daily Risk Control 5% Excess Return		N/A	Equity/Index	AEL 85LNZLR1WR9SYRVFCH09	09/21/2022	09/20/2024	139	246,380	1768.61	7,687			801		4,234			(1,922)					
Invesco Dynamic Growth Index		N/A	Equity/Index	AEL 85LNZLR1WR9SYRVFCH09	09/21/2022	09/20/2024	197	510,042	2583.48	15,709			1,636		1,202			(3,927)					
S&P 500 Dividend Aristocrats Daily Risk Control 5% Excess Return		N/A	Equity/Index	AEL 85LNZLR1WR9SYRVFCH09	09/23/2022	09/23/2024	32	56,396	1759.37	1,731			180		1,194			(433)					
Franklin Global Trends Index		N/A	Equity/Index	AEL 85LNZLR1WR9SYRVFCH09	09/23/2022	09/23/2024	758	181,892	239.88	6,002			625		3,090			(1,501)					
Invesco Dynamic Growth Index		N/A	Equity/Index	AEL 85LNZLR1WR9SYRVFCH09	09/23/2022	09/23/2024	1,471	3,763,614	2559.33	115,543			12,036		17,481			(28,886)					
S&P 500 Dividend Aristocrats Daily Risk Control 5% Excess Return		N/A	Equity/Index	AEL 85LNZLR1WR9SYRVFCH09	09/26/2022	09/26/2024	360	631,487	1754.33	19,387			2,019		14,878			(4,847)					
Invesco Dynamic Growth Index		N/A	Equity/Index	AEL 85LNZLR1WR9SYRVFCH09	09/26/2022	09/26/2024	329	835,769	2543.26	25,658			2,673		5,775			(6,415)					
Invesco Dynamic Growth Index		N/A	Equity/Index	AEL 85LNZLR1WR9SYRVFCH09	09/27/2022	09/27/2024	224	568,657	2537.67	17,458			1,819		4,457			(4,364)					
S&P 500 Dividend Aristocrats Daily Risk Control 5% Excess Return		N/A	Equity/Index	AEL 85LNZLR1WR9SYRVFCH09	09/27/2022	09/27/2024	97	169,750	1751.35	5,228			545		4,240			(1,307)					
S&P 500 Index Option		N/A	Equity/Index	AEL 85LNZLR1WR9SYRVFCH09	09/28/2022	09/27/2024	15	55,859	3719.04	2,664			278		5,074			(666)					
S&P 500 Dividend Aristocrats Daily Risk Control 5% Excess Return		N/A	Equity/Index	AEL 85LNZLR1WR9SYRVFCH09	09/28/2022	09/27/2024	80	139,987	1758.96	4,354			453		3,016			(1,088)					
Franklin Global Trends Index		N/A	Equity/Index	AEL 85LNZLR1WR9SYRVFCH09	09/28/2022	09/27/2024	1,362	326,014	239.38	10,758			1,121		6,086			(2,690)					
Invesco Dynamic Growth Index		N/A	Equity/Index	AEL 85LNZLR1WR9SYRVFCH09	09/28/2022	09/27/2024	78	199,723	2561.32	6,131			639		920			(1,533)					
S&P 500 Dividend Aristocrats Daily Risk Control 5% Excess Return		N/A	Equity/Index	AEL 85LNZLR1WR9SYRVFCH09	09/29/2022	09/27/2024	16	27,160	1751.24	856			89		680			(214)					
Invesco Dynamic Growth Index		N/A	Equity/Index	AEL 85LNZLR1WR9SYRVFCH09	09/30/2022	09/30/2024	11	27,930	2540.87	860			90		209			(215)					
S&P 500 Dividend Aristocrats Daily Risk Control 5% Excess Return		N/A	Equity/Index	AEL 85LNZLR1WR9SYRVFCH09	10/03/2022	10/03/2024	68	118,698	1757.92	3,727			544		2,645			(932)					
Invesco Dynamic Growth Index		N/A	Equity/Index	AEL 85LNZLR1WR9SYRVFCH09	10/03/2022	10/03/2024	136	348,075	2557.82	10,721			1,563		1,840			(2,680)					
Invesco Dynamic Growth Index		N/A	Equity/Index	AEL 85LNZLR1WR9SYRVFCH09	10/04/2022	10/04/2024	67	172,375	2569.45	5,309			774		701			(1,327)					
Franklin Global Trends Index		N/A	Equity/Index	AEL 85LNZLR1WR9SYRVFCH09	10/05/2022	10/04/2024	678	161,975	239.07	5,345			780		3,230			(1,336)					

STATEMENT AS OF JUNE 30, 2024 OF THE EAGLE LIFE INSURANCE COMPANY

SCHEDULE DB - PART A - SECTION 1

Showing all Options, Caps, Floors, Collars, Swaps and Forwards Open as of Current Statement Date

1	2	3	4	5	6	7	8	9	10	11	12	13	14	15	16	17	18	19	20	21	22	23	
Description	Description of Item(s) Hedged, Used for Income Generation or Replicated	Schedule/ Exhibit Identifier	Type(s) of Risk(s) (a)	Exchange, Counterparty or Central Clearinghouse	Trade Date	Date of Maturity or Expiration	Number of Contracts	Notional Amount	Strike Price, Rate or Index Received (Paid)	Cumulative Prior Year(s) Initial Cost of Un-discounted Premium (Received) Paid	Current Year Initial Cost of Un-discounted Premium (Received) Paid	Current Year Income	Book/ Adjusted Carrying Value	Code	Fair Value	Unrealized Valuation Increase/ (Decrease)	Total Foreign Exchange Change in B./A.C.V.	Current Year's (Amortization)/ Accretion	Adjustment to Carrying Value of Hedged Item	Potential Exposure	Credit Quality of Reference Entity	Hedge Effectiveness at Inception and at Quarter-end (b)	
Invesco Dynamic Growth Index		N/A	Equity/Index	AEL 85LNZLR1WR9SYRVFCH09	10/05/2022	10/04/2024	504	1,292,758	2563.36	39,688			5,788		6,071			(9,922)					
S&P 500 Index Option		N/A	Equity/Index	AEL 85LNZLR1WR9SYRVFCH09	10/05/2022	10/04/2024	33	124,787	3783.28	7,921			1,155		17,099			(1,980)					
S&P 500 Dividend Aristocrats Daily Risk Control 5% Excess Return		N/A	Equity/Index	AEL 85LNZLR1WR9SYRVFCH09	10/05/2022	10/04/2024	173	305,356	1766.74	9,497			1,385		5,702			(2,374)					
S&P 500 Dividend Aristocrats Daily Risk Control 5% Excess Return		N/A	Equity/Index	AEL 85LNZLR1WR9SYRVFCH09	10/06/2022	10/04/2024	119	210,490	1761.89	6,483			945		4,345			(1,621)					
Invesco Dynamic Growth Index		N/A	Equity/Index	AEL 85LNZLR1WR9SYRVFCH09	10/06/2022	10/04/2024	154	393,103	2557.1	12,068			1,760		2,130			(3,017)					
Invesco Dynamic Growth Index		N/A	Equity/Index	AEL 85LNZLR1WR9SYRVFCH09	10/07/2022	10/07/2024	56	143,832	2548.4	4,416			644		964			(1,104)					
S&P 500 Dividend Aristocrats Daily Risk Control 5% Excess Return		N/A	Equity/Index	AEL 85LNZLR1WR9SYRVFCH09	10/07/2022	10/07/2024	46	80,673	1754.09	2,501			365		1,949			(625)					
S&P 500 Dividend Aristocrats Daily Risk Control 5% Excess Return		N/A	Equity/Index	AEL 85LNZLR1WR9SYRVFCH09	10/10/2022	10/10/2024	344	603,757	1754.35	18,475			2,694		14,596			(4,619)					
Invesco Dynamic Growth Index		N/A	Equity/Index	AEL 85LNZLR1WR9SYRVFCH09	10/10/2022	10/10/2024	349	888,765	2543.44	27,196			3,966		6,729			(6,799)					
S&P 500 Dividend Aristocrats Daily Risk Control 5% Excess Return		N/A	Equity/Index	AEL 85LNZLR1WR9SYRVFCH09	10/11/2022	10/11/2024	235	413,054	1755.52	12,763			1,861		9,790			(3,191)					
Invesco Dynamic Growth Index		N/A	Equity/Index	AEL 85LNZLR1WR9SYRVFCH09	10/11/2022	10/11/2024	9	22,472	2543.63	690			101		171			(172)					
S&P 500 Index Option		N/A	Equity/Index	AEL 85LNZLR1WR9SYRVFCH09	10/12/2022	10/11/2024	11	37,793	3577.03	6,338			924		20,298			(1,584)					
S&P 500 Dividend Aristocrats Daily Risk Control 5% Excess Return		N/A	Equity/Index	AEL 85LNZLR1WR9SYRVFCH09	10/12/2022	10/11/2024	183	320,100	1751.99	9,923			1,447		8,092			(2,481)					
Franklin Global Trends Index		N/A	Equity/Index	AEL 85LNZLR1WR9SYRVFCH09	10/12/2022	10/11/2024	647	154,049	238.06	5,068			739		3,611			(1,267)					
Invesco Dynamic Growth Index		N/A	Equity/Index	AEL 85LNZLR1WR9SYRVFCH09	10/12/2022	10/11/2024	703	1,788,527	2544.1	54,729			7,981		13,449			(13,682)					
S&P 500 Dividend Aristocrats Daily Risk Control 5% Excess Return		N/A	Equity/Index	AEL 85LNZLR1WR9SYRVFCH09	10/13/2022	10/11/2024	13	23,719	1761.19	709			103		505			(177)					
Invesco Dynamic Growth Index		N/A	Equity/Index	AEL 85LNZLR1WR9SYRVFCH09	10/13/2022	10/11/2024	26	67,077	2547.94	2,046			298		467			(511)					
Invesco Dynamic Growth Index		N/A	Equity/Index	AEL 85LNZLR1WR9SYRVFCH09	10/17/2022	10/17/2024	44	112,455	2545.77	3,441			502		849			(860)					
S&P 500 Dividend Aristocrats Daily Risk Control 5% Excess Return		N/A	Equity/Index	AEL 85LNZLR1WR9SYRVFCH09	10/17/2022	10/17/2024	41	71,919	1761.04	2,186			319		1,555			(547)					
Franklin Global Trends Index		N/A	Equity/Index	AEL 85LNZLR1WR9SYRVFCH09	10/19/2022	10/18/2024	491	115,949	236.25	3,803			555		3,469			(951)					
Invesco Dynamic Growth Index		N/A	Equity/Index	AEL 85LNZLR1WR9SYRVFCH09	10/19/2022	10/18/2024	133	337,747	2541.71	10,301			1,502		2,774			(2,575)					

STATEMENT AS OF JUNE 30, 2024 OF THE EAGLE LIFE INSURANCE COMPANY

SCHEDULE DB - PART A - SECTION 1

Showing all Options, Caps, Floors, Collars, Swaps and Forwards Open as of Current Statement Date

1	2	3	4	5	6	7	8	9	10	11	12	13	14	15	16	17	18	19	20	21	22	23	
Description	Description of Item(s) Hedged, Used for Income Generation or Replicated	Schedule/ Exhibit Identifier	Type(s) of Risk(s) (a)	Exchange, Counterparty or Central Clearinghouse	Trade Date	Date of Maturity or Expiration	Number of Contracts	Notional Amount	Strike Price, Rate or Index Received (Paid)	Cumulative Prior Year(s) Initial Cost of Un-discounted Premium (Received) Paid	Current Year Initial Cost of Un-discounted Premium (Received) Paid	Current Year Income	Book/ Adjusted Carrying Value	Code	Fair Value	Unrealized Valuation Increase/ (Decrease)	Total Foreign Exchange Change in B./A.C.V.	Current Year's (Amortization)/ Accretion	Adjustment to Carrying Value of Hedged Item	Potential Exposure	Credit Quality of Reference Entity	Hedge Effectiveness at Inception and at Quarter-end (b)	
S&P 500 Index Option PTPT		N/A	Equity/Index	AEL 85LNZLR1WR9SYRVFCH09	10/19/2022	10/18/2024	5	20,299	3695.16	3,420			499		9,933			(855)					
S&P 500 Dividend Aristocrats Daily Risk Control 5% Excess Return		N/A	Equity/Index	AEL 85LNZLR1WR9SYRVFCH09	10/19/2022	10/18/2024	15	25,711	1763.21	789			115		534			(197)					
Invesco Dynamic Growth Index		N/A	Equity/Index	AEL 85LNZLR1WR9SYRVFCH09	10/20/2022	10/18/2024	59	149,940	2534.56	4,558			665		1,408			(1,140)					
Invesco Dynamic Growth Index		N/A	Equity/Index	AEL 85LNZLR1WR9SYRVFCH09	10/18/2022	10/18/2024	48	123,117	2550.37	3,767			549		853			(942)					
S&P 500 Dividend Aristocrats Daily Risk Control 5% Excess Return		N/A	Equity/Index	AEL 85LNZLR1WR9SYRVFCH09	10/20/2022	10/18/2024	84	147,888	1758.26	4,496			656		3,376			(1,124)					
Franklin Global Trends Index		N/A	Equity/Index	AEL 85LNZLR1WR9SYRVFCH09	10/21/2022	10/21/2024	613	144,500	235.68	4,740			691		4,638			(1,185)					
Invesco Dynamic Growth Index		N/A	Equity/Index	AEL 85LNZLR1WR9SYRVFCH09	10/21/2022	10/21/2024	263	669,007	2545.11	20,405			2,976		5,235			(5,101)					
S&P 500 Dividend Aristocrats Daily Risk Control 5% Excess Return		N/A	Equity/Index	AEL 85LNZLR1WR9SYRVFCH09	10/21/2022	10/21/2024	49	87,300	1766.38	2,654			387		1,717			(663)					
Invesco Dynamic Growth Index		N/A	Equity/Index	AEL 85LNZLR1WR9SYRVFCH09	10/24/2022	10/24/2024	301	767,898	2549.05	23,421			3,416		5,668			(5,855)					
S&P 500 Dividend Aristocrats Daily Risk Control 5% Excess Return		N/A	Equity/Index	AEL 85LNZLR1WR9SYRVFCH09	10/25/2022	10/25/2024	253	450,012	1775.83	13,770			2,008		7,372			(3,443)					
Invesco Dynamic Growth Index		N/A	Equity/Index	AEL 85LNZLR1WR9SYRVFCH09	10/25/2022	10/25/2024	691	1,768,849	2558.24	54,127			7,893		10,954			(13,532)					
Invesco Dynamic Growth Index		N/A	Equity/Index	AEL 85LNZLR1WR9SYRVFCH09	10/26/2022	10/25/2024	352	902,158	2561.24	27,606			4,026		5,256			(6,902)					
S&P 500 Index Option PTPT		N/A	Equity/Index	AEL 85LNZLR1WR9SYRVFCH09	10/26/2022	10/25/2024	9	33,449	3830.6	2,028			296		4,315			(507)					
S&P 500 Dividend Aristocrats Daily Risk Control 5% Excess Return		N/A	Equity/Index	AEL 85LNZLR1WR9SYRVFCH09	10/26/2022	10/25/2024	287	510,997	1777.81	15,637			2,280		8,025			(3,909)					
Invesco Dynamic Growth Index		N/A	Equity/Index	AEL 85LNZLR1WR9SYRVFCH09	10/27/2022	10/25/2024	171	439,040	2564.74	13,435			1,959		2,379			(3,359)					
S&P 500 Dividend Aristocrats Daily Risk Control 5% Excess Return		N/A	Equity/Index	AEL 85LNZLR1WR9SYRVFCH09	10/27/2022	10/25/2024	109	193,515	1778.54	5,864			855		2,992			(1,466)					
Invesco Dynamic Growth Index		N/A	Equity/Index	AEL 85LNZLR1WR9SYRVFCH09	10/28/2022	10/28/2024	162	416,526	2568.38	12,746			1,859		2,139			(3,186)					
Invesco Dynamic Growth Index		N/A	Equity/Index	AEL 85LNZLR1WR9SYRVFCH09	10/31/2022	10/31/2024	272	697,608	2562.45	21,277			3,103		4,132			(5,319)					
S&P 500 Dividend Aristocrats Daily Risk Control 5% Excess Return		N/A	Equity/Index	AEL 85LNZLR1WR9SYRVFCH09	10/31/2022	10/31/2024	169	301,431	1784.95	9,073			1,323		4,134			(2,268)					
Invesco Dynamic Growth Index		N/A	Equity/Index	AEL 85LNZLR1WR9SYRVFCH09	11/01/2022	11/01/2024	56	143,563	2561.69	4,379			821		869			(1,095)					

STATEMENT AS OF JUNE 30, 2024 OF THE EAGLE LIFE INSURANCE COMPANY

SCHEDULE DB - PART A - SECTION 1

Showing all Options, Caps, Floors, Collars, Swaps and Forwards Open as of Current Statement Date

1	2	3	4	5	6	7	8	9	10	11	12	13	14	15	16	17	18	19	20	21	22	23	
Description	Description of Item(s) Hedged, Used for Income Generation or Replicated	Schedule/ Exhibit Identifier	Type(s) of Risk(s) (a)	Exchange, Counterparty or Central Clearinghouse	Trade Date	Date of Maturity or Expiration	Number of Contracts	Notional Amount	Strike Price, Rate or Index Received (Paid)	Cumulative Prior Year(s) Initial Cost of Un-discounted Premium (Received) Paid	Current Year Initial Cost of Un-discounted Premium (Received) Paid	Current Year Income	Book/ Adjusted Carrying Value	Code	Fair Value	Unrealized Valuation Increase/ (Decrease)	Total Foreign Exchange Change in B./A.C.V.	Current Year's (Amortization)/ Accretion	Adjustment to Carrying Value of Hedged Item	Potential Exposure	Credit Quality of Reference Entity	Hedge Effectiveness at Inception and at Quarter-end (b)	
S&P 500 Dividend Aristocrats Daily Risk Control 5% Excess Return		N/A	Equity/Index	AEL 85LNZLR1WR9SYRVFCH09	11/01/2022	11/01/2024	69	122,862	1784.06	3,723			698		1,725			(931)					
S&P 500 Dividend Aristocrats Daily Risk Control 5% Excess Return		N/A	Equity/Index	AEL 85LNZLR1WR9SYRVFCH09	11/02/2022	11/01/2024	340	604,451	1776.06	18,254			3,423		10,065			(4,564)					
Franklin Global Trends Index		N/A	Equity/Index	AEL 85LNZLR1WR9SYRVFCH09	11/02/2022	11/01/2024	653	154,570	236.78	5,054			948		4,409			(1,264)					
Invesco Dynamic Growth Index		N/A	Equity/Index	AEL 85LNZLR1WR9SYRVFCH09	11/02/2022	11/01/2024	340	870,206	2555.99	26,541			4,976		5,890			(6,635)					
Invesco Dynamic Growth Index		N/A	Equity/Index	AEL 85LNZLR1WR9SYRVFCH09	11/03/2022	11/01/2024	27	69,965	2548.26	2,127			399		548			(532)					
S&P 500 Dividend Aristocrats Daily Risk Control 5% Excess Return		N/A	Equity/Index	AEL 85LNZLR1WR9SYRVFCH09	11/07/2022	11/07/2024	29	52,201	1785.59	1,561			293		724			(390)					
Invesco Dynamic Growth Index		N/A	Equity/Index	AEL 85LNZLR1WR9SYRVFCH09	11/07/2022	11/07/2024	132	336,816	2550.51	10,239			1,920		2,614			(2,560)					
S&P 500 Index Option		N/A	Equity/Index	AEL 85LNZLR1WR9SYRVFCH09	11/09/2022	11/08/2024	8	29,700	3748.57	1,118			210		2,091			(280)					
S&P 500 Dividend Aristocrats Daily Risk Control 5% Excess Return		N/A	Equity/Index	AEL 85LNZLR1WR9SYRVFCH09	11/09/2022	11/08/2024	38	68,319	1781.95	2,070			388		1,028			(518)					
Invesco Dynamic Growth Index		N/A	Equity/Index	AEL 85LNZLR1WR9SYRVFCH09	11/09/2022	11/08/2024	154	394,124	2553.65	11,981			2,247		2,903			(2,995)					
S&P 500 Dividend Aristocrats Daily Risk Control 5% Excess Return		N/A	Equity/Index	AEL 85LNZLR1WR9SYRVFCH09	11/10/2022	11/08/2024	132	238,256	1800.8	7,172			1,345		2,337			(1,793)					
Invesco Dynamic Growth Index		N/A	Equity/Index	AEL 85LNZLR1WR9SYRVFCH09	11/10/2022	11/08/2024	324	837,078	2587.4	25,615			4,803		3,132			(6,404)					
Invesco Dynamic Growth Index		N/A	Equity/Index	AEL 85LNZLR1WR9SYRVFCH09	11/08/2022	11/08/2024	284	726,180	2558.62	22,076			4,139		4,873			(5,519)					
S&P 500 Dividend Aristocrats Daily Risk Control 5% Excess Return		N/A	Equity/Index	AEL 85LNZLR1WR9SYRVFCH09	11/11/2022	11/11/2024	17	31,350	1804.21	962			180		287			(241)					
Invesco Dynamic Growth Index		N/A	Equity/Index	AEL 85LNZLR1WR9SYRVFCH09	11/11/2022	11/11/2024	322	833,537	2585.78	25,506			4,782		3,310			(6,377)					
Invesco Dynamic Growth Index		N/A	Equity/Index	AEL 85LNZLR1WR9SYRVFCH09	11/15/2022	11/15/2024	121	314,382	2588.03	9,620			1,804		1,230			(2,405)					
Franklin Global Trends Index		N/A	Equity/Index	AEL 85LNZLR1WR9SYRVFCH09	11/16/2022	11/15/2024	727	174,621	240.26	5,745			1,077		3,222			(1,436)					
Invesco Dynamic Growth Index		N/A	Equity/Index	AEL 85LNZLR1WR9SYRVFCH09	11/16/2022	11/15/2024	64	164,836	2592.55	5,044			946		586			(1,261)					
S&P 500 Index Option		N/A	Equity/Index	AEL 85LNZLR1WR9SYRVFCH09	11/16/2022	11/15/2024	28	108,900	3958.79	10,367			1,944		20,775			(2,592)					
S&P 500 Dividend Aristocrats Daily Risk Control 5% Excess Return		N/A	Equity/Index	AEL 85LNZLR1WR9SYRVFCH09	11/16/2022	11/15/2024	9	16,296	1801.5	499			93		163			(125)					
Invesco Dynamic Growth Index		N/A	Equity/Index	AEL 85LNZLR1WR9SYRVFCH09	11/17/2022	11/15/2024	170	441,000	2587.4	13,451			2,522		1,747			(3,363)					

STATEMENT AS OF JUNE 30, 2024 OF THE EAGLE LIFE INSURANCE COMPANY

SCHEDULE DB - PART A - SECTION 1

Showing all Options, Caps, Floors, Collars, Swaps and Forwards Open as of Current Statement Date

1	2	3	4	5	6	7	8	9	10	11	12	13	14	15	16	17	18	19	20	21	22	23	
Description	Description of Item(s) Hedged, Used for Income Generation or Replicated	Schedule/ Exhibit Identifier	Type(s) of Risk(s) (a)	Exchange, Counterparty or Central Clearinghouse	Trade Date	Date of Maturity or Expiration	Number of Contracts	Notional Amount	Strike Price, Rate or Index Received (Paid)	Cumulative Prior Year(s) Initial Cost of Un-discounted Premium (Received) Paid	Current Year Initial Cost of Un-discounted Premium (Received) Paid	Current Year Income	Book/ Adjusted Carrying Value	Code	Fair Value	Unrealized Valuation Increase/ (Decrease)	Total Foreign Exchange Change in B./A.C.V.	Current Year's (Amortization)/ Accretion	Adjustment to Carrying Value of Hedged Item	Potential Exposure	Credit Quality of Reference Entity	Hedge Effectiveness at Inception and at Quarter-end (b)	
S&P 500 Dividend Aristocrats Daily Risk Control 5% Excess Return		N/A	Equity/Index	AEL 85LNZLR1WR9SYRVFCH09	11/18/2022	11/18/2024	111	199,857	1802.74	6,176			1,158		1,963			(1,544)					
Franklin Global Trends Index		N/A	Equity/Index	AEL 85LNZLR1WR9SYRVFCH09	11/18/2022	11/18/2024	7,876	1,883,952	239.19	61,794			11,586		40,576			(15,448)					
Invesco Dynamic Growth Index		N/A	Equity/Index	AEL 85LNZLR1WR9SYRVFCH09	11/18/2022	11/18/2024	459	1,187,414	2566.07	36,335			6,813		4,951			(9,084)					
Invesco Dynamic Growth Index		N/A	Equity/Index	AEL 85LNZLR1WR9SYRVFCH09	11/21/2022	11/21/2024	12	31,135	2585.69	953			179		134			(238)					
S&P 500 Dividend Aristocrats Daily Risk Control 5% Excess Return		N/A	Equity/Index	AEL 85LNZLR1WR9SYRVFCH09	11/22/2022	11/22/2024	44	79,790	1808.77	2,426			455		691			(606)					
S&P 500 Index Option PTP		N/A	Equity/Index	AEL 85LNZLR1WR9SYRVFCH09	11/23/2022	11/22/2024	36	143,781	4027.26	17,073			3,201		37,012			(4,268)					
S&P 500 Dividend Aristocrats Daily Risk Control 5% Excess Return		N/A	Equity/Index	AEL 85LNZLR1WR9SYRVFCH09	11/23/2022	11/22/2024	181	327,374	1809.42	9,658			1,811		2,793			(2,414)					
Franklin Global Trends Index		N/A	Equity/Index	AEL 85LNZLR1WR9SYRVFCH09	11/23/2022	11/22/2024	222	53,394	240.25	1,751			328		1,002			(438)					
Invesco Dynamic Growth Index		N/A	Equity/Index	AEL 85LNZLR1WR9SYRVFCH09	11/23/2022	11/22/2024	137	356,492	2595.28	10,909			2,045		1,267			(2,727)					
Invesco Dynamic Growth Index		N/A	Equity/Index	AEL 85LNZLR1WR9SYRVFCH09	11/22/2022	11/22/2024	105	271,355	2591.75	8,276			1,552		1,038			(2,069)					
Invesco Dynamic Growth Index		N/A	Equity/Index	AEL 85LNZLR1WR9SYRVFCH09	11/28/2022	11/27/2024	76	196,000	2591.4	5,978			1,121		784			(1,494)					
Invesco Dynamic Growth Index		N/A	Equity/Index	AEL 85LNZLR1WR9SYRVFCH09	11/29/2022	11/29/2024	98	252,938	2588.36	7,740			1,451		1,091			(1,935)					
S&P 500 Dividend Aristocrats Daily Risk Control 5% Excess Return		N/A	Equity/Index	AEL 85LNZLR1WR9SYRVFCH09	11/29/2022	11/29/2024	2	3,750	1803.87	112			21		38			(28)					
Franklin Global Trends Index		N/A	Equity/Index	AEL 85LNZLR1WR9SYRVFCH09	11/30/2022	11/29/2024	1,465	352,654	240.7	11,567			2,169		6,315			(2,892)					
Invesco Dynamic Growth Index		N/A	Equity/Index	AEL 85LNZLR1WR9SYRVFCH09	11/30/2022	11/29/2024	396	1,029,899	2600.63	31,412			5,890		3,464			(7,853)					
S&P 500 Dividend Aristocrats Daily Risk Control 5% Excess Return		N/A	Equity/Index	AEL 85LNZLR1WR9SYRVFCH09	11/30/2022	11/29/2024	329	596,576	1811.32	18,434			3,456		5,036			(4,609)					
Invesco Dynamic Growth Index		N/A	Equity/Index	AEL 85LNZLR1WR9SYRVFCH09	12/01/2022	11/29/2024	135	352,800	2609.95	10,796			2,474		974			(2,699)					
S&P 500 Dividend Aristocrats Daily Risk Control 5% Excess Return		N/A	Equity/Index	AEL 85LNZLR1WR9SYRVFCH09	12/02/2022	12/02/2024	123	223,197	1813.74	6,629			1,519		1,805			(1,657)					
S&P 500 Dividend Aristocrats Daily Risk Control 5% Excess Return		N/A	Equity/Index	AEL 85LNZLR1WR9SYRVFCH09	12/05/2022	12/05/2024	119	214,613	1806.17	6,395			1,466		2,102			(1,599)					
Invesco Dynamic Growth Index		N/A	Equity/Index	AEL 85LNZLR1WR9SYRVFCH09	12/05/2022	12/05/2024	204	529,045	2599.25	16,189			3,710		1,918			(4,047)					
Invesco Dynamic Growth Index		N/A	Equity/Index	AEL 85LNZLR1WR9SYRVFCH09	12/06/2022	12/06/2024	150	390,021	2599.06	11,935			2,735		1,430			(2,984)					

STATEMENT AS OF JUNE 30, 2024 OF THE EAGLE LIFE INSURANCE COMPANY

SCHEDULE DB - PART A - SECTION 1

Showing all Options, Caps, Floors, Collars, Swaps and Forwards Open as of Current Statement Date

1	2	3	4	5	6	7	8	9	10	11	12	13	14	15	16	17	18	19	20	21	22	23
Description	Description of Item(s) Hedged, Used for Income Generation or Replicated	Schedule/ Exhibit Identifier	Type(s) of Risk(s) (a)	Exchange, Counterparty or Central Clearinghouse	Trade Date	Date of Maturity or Expiration	Number of Contracts	Notional Amount	Strike Price, Rate or Index Received (Paid)	Cumulative Prior Year(s) Initial Cost of Un-discounted Premium (Received) Paid	Current Year Initial Cost of Un-discounted Premium (Received) Paid	Current Year Income	Book/ Adjusted Carrying Value	Code	Fair Value	Unrealized Valuation Increase/ (Decrease)	Total Foreign Exchange Change in B./A.C.V.	Current Year's (Amortization)/ Accretion	Adjustment to Carrying Value of Hedged Item	Potential Exposure	Credit Quality of Reference Entity	Hedge Effectiveness at Inception and at Quarter-end (b)
S&P 500 Dividend Aristocrats Daily Risk Control 5% Excess Return		N/A	Equity/Index	AEL 85LNZLR1WR9SYRVFCH09	12/06/2022	12/06/2024	81	145,500	1802.9	4,540			1,040		1,540			(1,135)				
S&P 500 Index Option PTP		N/A	Equity/Index	AEL 85LNZLR1WR9SYRVFCH09	12/07/2022	12/06/2024	18	69,805	3933.92	8,141			1,866		19,795			(2,035)				
S&P 500 Dividend Aristocrats Daily Risk Control 5% Excess Return		N/A	Equity/Index	AEL 85LNZLR1WR9SYRVFCH09	12/07/2022	12/06/2024	69	124,559	1802.76	3,849			882		1,323			(962)				
Invesco Dynamic Growth Index		N/A	Equity/Index	AEL 85LNZLR1WR9SYRVFCH09	12/07/2022	12/06/2024	484	1,261,794	2604.69	38,737			8,877		4,127			(9,684)				
Franklin Global Trends Index		N/A	Equity/Index	AEL 85LNZLR1WR9SYRVFCH09	12/09/2022	12/09/2024	126	30,324	241.09	998			229		526			(249)				
Invesco Dynamic Growth Index		N/A	Equity/Index	AEL 85LNZLR1WR9SYRVFCH09	12/09/2022	12/09/2024	83	215,048	2594.04	6,602			1,513		890			(1,650)				
S&P 500 Dividend Aristocrats Daily Risk Control 5% Excess Return		N/A	Equity/Index	AEL 85LNZLR1WR9SYRVFCH09	12/09/2022	12/09/2024	147	265,269	1801.6	7,879			1,805		2,925			(1,970)				
Invesco Dynamic Growth Index		N/A	Equity/Index	AEL 85LNZLR1WR9SYRVFCH09	12/12/2022	12/12/2024	197	512,307	2595.73	15,728			3,604		2,093			(3,932)				
S&P 500 Dividend Aristocrats Daily Risk Control 5% Excess Return		N/A	Equity/Index	AEL 85LNZLR1WR9SYRVFCH09	12/12/2022	12/12/2024	479	864,913	1806.92	25,774			5,907		8,585			(6,444)				
Invesco Dynamic Growth Index		N/A	Equity/Index	AEL 85LNZLR1WR9SYRVFCH09	12/13/2022	12/13/2024	781	2,034,345	2605.93	62,658			14,359		6,847			(15,664)				
S&P 500 Dividend Aristocrats Daily Risk Control 5% Excess Return		N/A	Equity/Index	AEL 85LNZLR1WR9SYRVFCH09	12/13/2022	12/13/2024	50	89,634	1809.79	2,689			616		838			(672)				
Franklin Global Trends Index		N/A	Equity/Index	AEL 85LNZLR1WR9SYRVFCH09	12/14/2022	12/13/2024	787	190,386	242.02	6,283			1,440		2,922			(1,571)				
Invesco Dynamic Growth Index		N/A	Equity/Index	AEL 85LNZLR1WR9SYRVFCH09	12/14/2022	12/13/2024	173	451,298	2603.76	13,900			3,185		1,586			(3,475)				
S&P 500 Index Option PTP		N/A	Equity/Index	AEL 85LNZLR1WR9SYRVFCH09	12/14/2022	12/13/2024	103	410,386	3995.32	44,219			10,134		91,796			(11,055)				
S&P 500 Dividend Aristocrats Daily Risk Control 5% Excess Return		N/A	Equity/Index	AEL 85LNZLR1WR9SYRVFCH09	12/14/2022	12/13/2024	16	28,373	1806.81	877			201		283			(219)				
Invesco Dynamic Growth Index		N/A	Equity/Index	AEL 85LNZLR1WR9SYRVFCH09	12/15/2022	12/13/2024	139	362,287	2599.22	11,122			2,549		1,393			(2,781)				
Invesco Dynamic Growth Index		N/A	Equity/Index	AEL 85LNZLR1WR9SYRVFCH09	12/16/2022	12/16/2024	9	24,157	2593.37	742			170		106			(185)				
S&P 500 Dividend Aristocrats Daily Risk Control 5% Excess Return		N/A	Equity/Index	AEL 85LNZLR1WR9SYRVFCH09	12/19/2022	12/19/2024	49	87,300	1790.27	2,750			630		1,259			(687)				
Invesco Dynamic Growth Index		N/A	Equity/Index	AEL 85LNZLR1WR9SYRVFCH09	12/20/2022	12/20/2024	527	1,359,593	2578.42	41,740			9,565		8,023			(10,435)				
S&P 500 Dividend Aristocrats Daily Risk Control 5% Excess Return		N/A	Equity/Index	AEL 85LNZLR1WR9SYRVFCH09	12/20/2022	12/20/2024	176	314,644	1790.64	9,439			2,163		4,518			(2,360)				

E06.10

STATEMENT AS OF JUNE 30, 2024 OF THE EAGLE LIFE INSURANCE COMPANY

SCHEDULE DB - PART A - SECTION 1

Showing all Options, Caps, Floors, Collars, Swaps and Forwards Open as of Current Statement Date

1	2	3	4	5	6	7	8	9	10	11	12	13	14	15	16	17	18	19	20	21	22	23	
Description	Description of Item(s) Hedged, Used for Income Generation or Replicated	Schedule/ Exhibit Identifier	Type(s) of Risk(s) (a)	Exchange, Counterparty or Central Clearinghouse	Trade Date	Date of Maturity or Expiration	Number of Contracts	Notional Amount	Strike Price, Rate or Index Received (Paid)	Cumulative Prior Year(s) Initial Cost of Un-discounted Premium (Received) Paid	Current Year Initial Cost of Un-discounted Premium (Received) Paid	Current Year Income	Book/ Adjusted Carrying Value	Code	Fair Value	Unrealized Valuation Increase/ (Decrease)	Total Foreign Exchange Change in B./A.C.V.	Current Year's (Amortization)/ Accretion	Adjustment to Carrying Value of Hedged Item	Potential Exposure	Credit Quality of Reference Entity	Hedge Effectiveness at Inception and at Quarter-end (b)	
S&P 500 Index Option PTPT		N/A	Equity/Index	AEL 85LNZLR1WR9SYRVFCH09	12/21/2022	12/20/2024	61	235,314	3878.44	25,887			5,932		56,825			(6,472)					
S&P 500 Dividend Aristocrats Daily Risk Control 5% Excess Return		N/A	Equity/Index	AEL 85LNZLR1WR9SYRVFCH09	12/21/2022	12/20/2024	51	91,860	1795.9	2,848			653		1,188			(712)					
Franklin Global Trends Index		N/A	Equity/Index	AEL 85LNZLR1WR9SYRVFCH09	12/21/2022	12/20/2024	1,142	275,113	240.97	9,079			2,081		4,977			(2,270)					
Invesco Dynamic Growth Index		N/A	Equity/Index	AEL 85LNZLR1WR9SYRVFCH09	12/21/2022	12/20/2024	147	379,731	2584.89	11,658			2,672		1,997			(2,914)					
S&P 500 Dividend Aristocrats Daily Risk Control 5% Excess Return		N/A	Equity/Index	AEL 85LNZLR1WR9SYRVFCH09	12/22/2022	12/20/2024	255	658,274	2578.86	20,209			4,631		3,855			(5,052)					
Franklin Global Trends Index		N/A	Equity/Index	AEL 85LNZLR1WR9SYRVFCH09	12/22/2022	12/20/2024	394	705,942	1792.83	21,955			5,031		9,709			(5,489)					
Invesco Dynamic Growth Index		N/A	Equity/Index	AEL 85LNZLR1WR9SYRVFCH09	12/23/2022	12/23/2024	910	218,678	240.24	7,216			1,654		4,384			(1,804)					
S&P 500 Dividend Aristocrats Daily Risk Control 5% Excess Return		N/A	Equity/Index	AEL 85LNZLR1WR9SYRVFCH09	12/23/2022	12/23/2024	111	285,559	2577.67	8,767			2,009		1,734			(2,192)					
Invesco Dynamic Growth Index		N/A	Equity/Index	AEL 85LNZLR1WR9SYRVFCH09	12/23/2022	12/27/2024	9	15,308	1796.35	468			107		201			(117)					
S&P 500 Dividend Aristocrats Daily Risk Control 5% Excess Return		N/A	Equity/Index	AEL 85LNZLR1WR9SYRVFCH09	12/28/2022	12/27/2024	807	2,068,554	2562.81	63,298			14,506		16,406			(15,824)					
S&P 500 Dividend Aristocrats Daily Risk Control 5% Excess Return		N/A	Equity/Index	AEL 85LNZLR1WR9SYRVFCH09	12/28/2022	12/27/2024	52	93,530	1790.28	2,946			675		1,380			(737)					
Invesco Dynamic Growth Index		N/A	Equity/Index	AEL 85LNZLR1WR9SYRVFCH09	12/29/2022	12/27/2024	9	16,017	1795.8	479			110		212			(120)					
Invesco Dynamic Growth Index		N/A	Equity/Index	AEL 85LNZLR1WR9SYRVFCH09	12/29/2022	12/27/2024	298	767,308	2572.2	23,480			5,381		5,215			(5,870)					
S&P 500 Index Option PTPT		N/A	Equity/Index	AEL 85LNZLR1WR9SYRVFCH09	12/30/2022	12/30/2024	119	305,497	2569.16	9,348			2,142		2,213			(2,337)					
S&P 500 Dividend Aristocrats Daily Risk Control 5% Excess Return		N/A	Equity/Index	AEL 85LNZLR1WR9SYRVFCH09	12/21/2022	12/21/2027	27	102,850	3878.44	11,859			8,202		19,316			(1,186)					
Invesco Dynamic Growth Index		N/A	Equity/Index	AEL 85LNZLR1WR9SYRVFCH09	01/04/2023	01/03/2025	15	27,459	1797.66	819			222		358			(205)					
Invesco Dynamic Growth Index		N/A	Equity/Index	AEL 85LNZLR1WR9SYRVFCH09	01/05/2023	01/03/2025	126	324,625	2579.66	9,934			2,690		2,012			(2,483)					
Invesco Dynamic Growth Index		N/A	Equity/Index	AEL 85LNZLR1WR9SYRVFCH09	01/03/2023	01/03/2025	215	552,955	2571.41	16,920			4,583		3,929			(4,230)					
Franklin Global Trends Index		N/A	Equity/Index	AEL 85LNZLR1WR9SYRVFCH09	01/04/2023	01/03/2025	622	150,000	241.05	4,935			1,337		2,766			(1,234)					
Invesco Dynamic Growth Index		N/A	Equity/Index	AEL 85LNZLR1WR9SYRVFCH09	01/04/2023	01/03/2025	210	541,331	2583.86	16,565			4,486		3,123			(4,141)					
Invesco Dynamic Growth Index		N/A	Equity/Index	AEL 85LNZLR1WR9SYRVFCH09	01/09/2023	01/09/2025	452	1,176,000	2603.38	36,103			9,778		4,976			(9,026)					
S&P 500 Dividend Aristocrats Daily Risk Control 5% Excess Return		N/A	Equity/Index	AEL 85LNZLR1WR9SYRVFCH09	01/09/2023	01/09/2025	189	341,043	1799.78	10,675			2,891		4,351			(2,669)					

E06.11

STATEMENT AS OF JUNE 30, 2024 OF THE EAGLE LIFE INSURANCE COMPANY

SCHEDULE DB - PART A - SECTION 1

Showing all Options, Caps, Floors, Collars, Swaps and Forwards Open as of Current Statement Date

1	2	3	4	5	6	7	8	9	10	11	12	13	14	15	16	17	18	19	20	21	22	23	
Description	Description of Item(s) Hedged, Used for Income Generation or Replicated	Schedule/ Exhibit Identifier	Type(s) of Risk(s) (a)	Exchange, Counterparty or Central Clearinghouse	Trade Date	Date of Maturity or Expiration	Number of Contracts	Notional Amount	Strike Price, Rate or Index Received (Paid)	Cumulative Prior Year(s) Initial Cost of Un-discounted Premium (Received) Paid	Current Year Initial Cost of Un-discounted Premium (Received) Paid	Current Year Income	Book/ Adjusted Carrying Value	Code	Fair Value	Unrealized Valuation Increase/ (Decrease)	Total Foreign Exchange Change in B./A.C.V.	Current Year's (Amortization)/ Accretion	Adjustment to Carrying Value of Hedged Item	Potential Exposure	Credit Quality of Reference Entity	Hedge Effectiveness at Inception and at Quarter-end (b)	
Franklin Global Trends Index		N/A	Equity/Index	AEL 85LNZLR1WR9SYRVFCH09	.01/10/2023	.01/10/2025	1,115	270,000	242.2	8,910			2,413		4,336			(2,228)					
Invesco Dynamic Growth Index		N/A	Equity/Index	AEL 85LNZLR1WR9SYRVFCH09	.01/10/2023	.01/10/2025	769	2,000,376	2600.59	61,412			16,632		8,949			(15,353)					
S&P 500 Dividend Aristocrats Daily Risk Control 5% Excess Return		N/A	Equity/Index	AEL 85LNZLR1WR9SYRVFCH09	.01/10/2023	.01/10/2025	596	1,073,374	1802.1	32,201			8,721		13,123			(8,050)					
Franklin Global Trends Index		N/A	Equity/Index	AEL 85LNZLR1WR9SYRVFCH09	.01/11/2023	.01/10/2025	220	53,557	242.96	1,767			479		774			(442)					
Invesco Dynamic Growth Index		N/A	Equity/Index	AEL 85LNZLR1WR9SYRVFCH09	.01/11/2023	.01/10/2025	566	1,476,433	2608.11	45,327			12,276		5,768			(11,332)					
S&P 500 Index Option		N/A	Equity/Index	AEL 85LNZLR1WR9SYRVFCH09	.01/11/2023	.01/10/2025	18	71,310	3969.61	10,732			2,907		28,368			(2,683)					
S&P 500 Dividend Aristocrats Daily Risk Control 5% Excess Return		N/A	Equity/Index	AEL 85LNZLR1WR9SYRVFCH09	.01/11/2023	.01/10/2025	74	132,874	1807.44	4,146			1,123		1,459			(1,036)					
S&P 500 Dividend Aristocrats Daily Risk Control 5% Excess Return		N/A	Equity/Index	AEL 85LNZLR1WR9SYRVFCH09	.01/12/2023	.01/10/2025	32	58,200	1806.71	1,746			473		649			(437)					
Invesco Dynamic Growth Index		N/A	Equity/Index	AEL 85LNZLR1WR9SYRVFCH09	.01/17/2023	.01/17/2025	136	354,317	2611.87	10,913			2,956		1,349			(2,728)					
Invesco Dynamic Growth Index		N/A	Equity/Index	AEL 85LNZLR1WR9SYRVFCH09	.01/18/2023	.01/17/2025	230	602,210	2619.14	18,548			5,023		2,008			(4,637)					
S&P 500 Index Option		N/A	Equity/Index	AEL 85LNZLR1WR9SYRVFCH09	.01/18/2023	.01/17/2025	5	19,732	3928.86	2,858			774		8,141			(715)					
S&P 500 Dividend Aristocrats Daily Risk Control 5% Excess Return		N/A	Equity/Index	AEL 85LNZLR1WR9SYRVFCH09	.01/18/2023	.01/17/2025	32	56,735	1798.19	1,702			461		765			(426)					
Invesco Dynamic Growth Index		N/A	Equity/Index	AEL 85LNZLR1WR9SYRVFCH09	.01/19/2023	.01/17/2025	80	209,051	2612.39	6,439			1,744		789			(1,610)					
S&P 500 Dividend Aristocrats Daily Risk Control 5% Excess Return		N/A	Equity/Index	AEL 85LNZLR1WR9SYRVFCH09	.01/19/2023	.01/17/2025	81	145,500	1791.06	4,481			1,214		2,239			(1,120)					
Invesco Dynamic Growth Index		N/A	Equity/Index	AEL 85LNZLR1WR9SYRVFCH09	.01/20/2023	.01/17/2025	80	208,775	2614.02	6,409			1,736		765			(1,602)					
S&P 500 Dividend Aristocrats Daily Risk Control 5% Excess Return		N/A	Equity/Index	AEL 85LNZLR1WR9SYRVFCH09	.01/20/2023	.01/20/2025	168	302,640	1798.29	9,412			2,549		4,107			(2,353)					
S&P 500 Dividend Aristocrats Daily Risk Control 5% Excess Return		N/A	Equity/Index	AEL 85LNZLR1WR9SYRVFCH09	.01/24/2023	.01/24/2025	297	536,006	1801.8	16,402			4,442		6,885			(4,100)					
Invesco Dynamic Growth Index		N/A	Equity/Index	AEL 85LNZLR1WR9SYRVFCH09	.01/24/2023	.01/24/2025	304	796,068	2617.01	24,519			6,641		2,883			(6,130)					
Franklin Global Trends Index		N/A	Equity/Index	AEL 85LNZLR1WR9SYRVFCH09	.01/25/2023	.01/24/2025	205	49,997	244.3	1,650			447		620			(412)					
Invesco Dynamic Growth Index		N/A	Equity/Index	AEL 85LNZLR1WR9SYRVFCH09	.01/25/2023	.01/24/2025	247	647,311	2618.24	19,937			5,400		2,293			(4,984)					
S&P 500 Index Option		N/A	Equity/Index	AEL 85LNZLR1WR9SYRVFCH09	.01/25/2023	.01/24/2025	67	269,460	4016.22	4,355			1,179		7,475			(1,089)					

E06.12

STATEMENT AS OF JUNE 30, 2024 OF THE EAGLE LIFE INSURANCE COMPANY

SCHEDULE DB - PART A - SECTION 1

Showing all Options, Caps, Floors, Collars, Swaps and Forwards Open as of Current Statement Date

1	2	3	4	5	6	7	8	9	10	11	12	13	14	15	16	17	18	19	20	21	22	23	
Description	Description of Item(s) Hedged, Used for Income Generation or Replicated	Schedule/ Exhibit Identifier	Type(s) of Risk(s) (a)	Exchange, Counterparty or Central Clearinghouse	Trade Date	Date of Maturity or Expiration	Number of Contracts	Notional Amount	Strike Price, Rate or Index Received (Paid)	Cumulative Prior Year(s) Initial Cost of Un-discounted Premium (Received) Paid	Current Year Initial Cost of Un-discounted Premium (Received) Paid	Current Year Income	Book/ Adjusted Carrying Value	Code	Fair Value	Unrealized Valuation Increase/ (Decrease)	Total Foreign Exchange Change in B./A.C.V.	Current Year's (Amortization)/ Accretion	Adjustment to Carrying Value of Hedged Item	Potential Exposure	Credit Quality of Reference Entity	Hedge Effectiveness at Inception and at Quarter-end (b)	
S&P 500 Dividend Aristocrats Daily Risk Control 5% Excess Return		N/A	Equity/Index	AEL 85LNZLR1WR9SYRVFCH09	01/25/2023	01/24/2025	243	436,956	1800.12	13,502			3,657		5,794			(3,375)					
S&P 500 Index Option		N/A	Equity/Index	AEL 85LNZLR1WR9SYRVFCH09	01/26/2023	01/24/2025	65	265,697	4060.43	28,321			7,670		57,781			(7,080)					
Invesco Dynamic Growth Index		N/A	Equity/Index	AEL 85LNZLR1WR9SYRVFCH09	01/27/2023	01/27/2025	76	199,256	2617.69	6,117			1,657		726			(1,529)					
S&P 500 Dividend Aristocrats Daily Risk Control 5% Excess Return		N/A	Equity/Index	AEL 85LNZLR1WR9SYRVFCH09	01/27/2023	01/27/2025	6	11,292	1800.06	351			95		151			(88)					
Invesco Dynamic Growth Index		N/A	Equity/Index	AEL 85LNZLR1WR9SYRVFCH09	01/30/2023	01/30/2025	295	771,142	2610.58	23,674			6,412		3,239			(5,919)					
S&P 500 Dividend Aristocrats Daily Risk Control 5% Excess Return		N/A	Equity/Index	AEL 85LNZLR1WR9SYRVFCH09	01/31/2023	01/31/2025	54	96,677	1805.89	3,016			817		1,173			(754)					
Invesco Dynamic Growth Index		N/A	Equity/Index	AEL 85LNZLR1WR9SYRVFCH09	01/31/2023	01/31/2025	1,236	3,242,062	2622.53	99,531			26,956		11,096			(24,883)					
Invesco Dynamic Growth Index		N/A	Equity/Index	AEL 85LNZLR1WR9SYRVFCH09	02/01/2023	01/31/2025	86	225,580	2637.86	6,925			2,164		583			(1,731)					
S&P 500 Index Option		N/A	Equity/Index	AEL 85LNZLR1WR9SYRVFCH09	02/01/2023	01/31/2025	69	282,979	4119.21	19,472			6,085		39,403			(4,868)					
Invesco Dynamic Growth Index		N/A	Equity/Index	AEL 85LNZLR1WR9SYRVFCH09	02/02/2023	01/31/2025	13	35,280	2642.88	1,087			340		83			(272)					
Franklin Global Trends Index		N/A	Equity/Index	AEL 85LNZLR1WR9SYRVFCH09	02/03/2023	02/03/2025	387	94,050	243.17	3,104			970		1,403			(776)					
Invesco Dynamic Growth Index		N/A	Equity/Index	AEL 85LNZLR1WR9SYRVFCH09	02/03/2023	02/03/2025	403	1,059,025	2628.84	32,512			10,160		3,296			(8,128)					
S&P 500 Dividend Aristocrats Daily Risk Control 5% Excess Return		N/A	Equity/Index	AEL 85LNZLR1WR9SYRVFCH09	02/03/2023	02/03/2025	52	93,629	1810.28	2,931			916		1,054			(733)					
Invesco Dynamic Growth Index		N/A	Equity/Index	AEL 85LNZLR1WR9SYRVFCH09	02/06/2023	02/06/2025	115	300,094	2614.28	9,183			2,870		1,229			(2,296)					
S&P 500 Dividend Aristocrats Daily Risk Control 5% Excess Return		N/A	Equity/Index	AEL 85LNZLR1WR9SYRVFCH09	02/06/2023	02/06/2025	8	14,227	1806.55	445			139		174			(111)					
Invesco Dynamic Growth Index		N/A	Equity/Index	AEL 85LNZLR1WR9SYRVFCH09	02/07/2023	02/07/2025	321	839,889	2614.66	25,701			8,031		3,435			(6,425)					
S&P 500 Dividend Aristocrats Daily Risk Control 5% Excess Return		N/A	Equity/Index	AEL 85LNZLR1WR9SYRVFCH09	02/07/2023	02/07/2025	46	82,450	1808.48	2,564			801		973			(641)					
S&P 500 Index Option		N/A	Equity/Index	AEL 85LNZLR1WR9SYRVFCH09	02/08/2023	02/07/2025	58	240,777	4117.86	20,389			6,372		39,678			(5,097)					
Franklin Global Trends Index		N/A	Equity/Index	AEL 85LNZLR1WR9SYRVFCH09	02/08/2023	02/07/2025	371	89,872	242.42	2,948			921		1,493			(737)					
Invesco Dynamic Growth Index		N/A	Equity/Index	AEL 85LNZLR1WR9SYRVFCH09	02/08/2023	02/07/2025	1,132	2,957,399	2611.53	90,496			28,280		12,756			(22,624)					
S&P 500 Dividend Aristocrats Daily Risk Control 5% Excess Return		N/A	Equity/Index	AEL 85LNZLR1WR9SYRVFCH09	02/08/2023	02/07/2025	278	501,117	1803.22	15,234			4,761		6,527			(3,808)					

E06-13

STATEMENT AS OF JUNE 30, 2024 OF THE EAGLE LIFE INSURANCE COMPANY

SCHEDULE DB - PART A - SECTION 1

Showing all Options, Caps, Floors, Collars, Swaps and Forwards Open as of Current Statement Date

1	2	3	4	5	6	7	8	9	10	11	12	13	14	15	16	17	18	19	20	21	22	23	
Description	Description of Item(s) Hedged, Used for Income Generation or Replicated	Schedule/ Exhibit Identifier	Type(s) of Risk(s) (a)	Exchange, Counterparty or Central Clearinghouse	Trade Date	Date of Maturity or Expiration	Number of Contracts	Notional Amount	Strike Price, Rate or Index Received (Paid)	Cumulative Prior Year(s) Initial Cost of Un-discounted Premium (Received) Paid	Current Year Initial Cost of Un-discounted Premium (Received) Paid	Current Year Income	Book/ Adjusted Carrying Value	Code	Fair Value	Unrealized Valuation Increase/ (Decrease)	Total Foreign Exchange Change in B./A.C.V.	Current Year's (Amortization)/ Accretion	Adjustment to Carrying Value of Hedged Item	Potential Exposure	Credit Quality of Reference Entity	Hedge Effectiveness at Inception and at Quarter-end (b)	
Invesco Dynamic Growth Index		N/A	Equity/Index	AEL 85LNZLR1WR9SYRVFCH09	02/09/2023	02/07/2025	537	1,398,940	2603.28	42,808			13,377		6,927			(10,702)					
S&P 500 Dividend Aristocrats Daily Risk Control 5% Excess Return		N/A	Equity/Index	AEL 85LNZLR1WR9SYRVFCH09	02/09/2023	02/07/2025	27	48,907	1797.92	1,516			474		702			(379)					
Invesco Dynamic Growth Index		N/A	Equity/Index	AEL 85LNZLR1WR9SYRVFCH09	02/10/2023	02/10/2025	612	1,591,336	2600.79	48,695			15,217		8,325			(12,174)					
Invesco Dynamic Growth Index		N/A	Equity/Index	AEL 85LNZLR1WR9SYRVFCH09	02/13/2023	02/13/2025	153	399,938	2606.13	12,198			3,812		1,945			(3,050)					
S&P 500 Dividend Aristocrats Daily Risk Control 5% Excess Return		N/A	Equity/Index	AEL 85LNZLR1WR9SYRVFCH09	02/13/2023	02/13/2025	40	72,790	1807.29	2,176			680		894			(544)					
Franklin Global Trends Index		N/A	Equity/Index	AEL 85LNZLR1WR9SYRVFCH09	02/14/2023	02/14/2025	74	17,965	241.62	589			184		335			(147)					
Invesco Dynamic Growth Index		N/A	Equity/Index	AEL 85LNZLR1WR9SYRVFCH09	02/14/2023	02/14/2025	1,269	3,300,591	2601.38	100,668			31,459		17,420			(25,167)					
S&P 500 Index Option		N/A	Equity/Index	AEL 85LNZLR1WR9SYRVFCH09	02/15/2023	02/14/2025	73	304,762	4147.6	27,996			8,749		54,478			(6,999)					
S&P 500 Dividend Aristocrats Daily Risk Control 5% Excess Return		N/A	Equity/Index	AEL 85LNZLR1WR9SYRVFCH09	02/15/2023	02/14/2025	443	800,036	1807.46	24,241			7,575		9,826			(6,060)					
Franklin Global Trends Index		N/A	Equity/Index	AEL 85LNZLR1WR9SYRVFCH09	02/15/2023	02/14/2025	512	123,428	241.09	4,036			1,261		2,452			(1,009)					
Invesco Dynamic Growth Index		N/A	Equity/Index	AEL 85LNZLR1WR9SYRVFCH09	02/15/2023	02/14/2025	560	1,455,545	2600.79	44,249			13,828		7,756			(11,062)					
S&P 500 Dividend Aristocrats Daily Risk Control 5% Excess Return		N/A	Equity/Index	AEL 85LNZLR1WR9SYRVFCH09	02/16/2023	02/14/2025	39	70,620	1804.75	2,062			644		912			(516)					
Invesco Dynamic Growth Index		N/A	Equity/Index	AEL 85LNZLR1WR9SYRVFCH09	02/17/2023	02/14/2025	371	963,903	2595.8	29,303			9,157		5,561			(7,326)					
S&P 500 Dividend Aristocrats Daily Risk Control 5% Excess Return		N/A	Equity/Index	AEL 85LNZLR1WR9SYRVFCH09	02/17/2023	02/14/2025	54	96,959	1805.95	2,812			879		1,225			(703)					
Invesco Dynamic Growth Index		N/A	Equity/Index	AEL 85LNZLR1WR9SYRVFCH09	02/21/2023	02/21/2025	194	500,099	2576.9	15,203			4,751		3,948			(3,801)					
S&P 500 Dividend Aristocrats Daily Risk Control 5% Excess Return		N/A	Equity/Index	AEL 85LNZLR1WR9SYRVFCH09	02/21/2023	02/21/2025	64	114,257	1794.3	3,485			1,089		1,808			(871)					
Franklin Global Trends Index		N/A	Equity/Index	AEL 85LNZLR1WR9SYRVFCH09	02/22/2023	02/21/2025	563	134,493	238.84	4,398			1,374		3,485			(1,099)					
Invesco Dynamic Growth Index		N/A	Equity/Index	AEL 85LNZLR1WR9SYRVFCH09	02/22/2023	02/21/2025	125	323,612	2578.95	9,838			3,074		2,479			(2,459)					
S&P 500 Index Option		N/A	Equity/Index	AEL 85LNZLR1WR9SYRVFCH09	02/22/2023	02/21/2025	11	45,543	3991.05	6,731			2,104		18,000			(1,683)					
S&P 500 Dividend Aristocrats Daily Risk Control 5% Excess Return		N/A	Equity/Index	AEL 85LNZLR1WR9SYRVFCH09	02/22/2023	02/21/2025	64	114,301	1794.23	3,452			1,079		1,811			(863)					
Invesco Dynamic Growth Index		N/A	Equity/Index	AEL 85LNZLR1WR9SYRVFCH09	02/23/2023	02/21/2025	85	220,672	2581.95	6,708			2,096		1,618			(1,677)					

E06.14

STATEMENT AS OF JUNE 30, 2024 OF THE EAGLE LIFE INSURANCE COMPANY

SCHEDULE DB - PART A - SECTION 1

Showing all Options, Caps, Floors, Collars, Swaps and Forwards Open as of Current Statement Date

1	2	3	4	5	6	7	8	9	10	11	12	13	14	15	16	17	18	19	20	21	22	23	
Description	Description of Item(s) Hedged, Used for Income Generation or Replicated	Schedule/ Exhibit Identifier	Type(s) of Risk(s) (a)	Exchange, Counterparty or Central Clearinghouse	Trade Date	Date of Maturity or Expiration	Number of Contracts	Notional Amount	Strike Price, Rate or Index Received (Paid)	Cumulative Prior Year(s) Initial Cost of Un-discounted Premium (Received) Paid	Current Year Initial Cost of Un-discounted Premium (Received) Paid	Current Year Income	Book/ Adjusted Carrying Value	Code	Fair Value	Unrealized Valuation Increase/ (Decrease)	Total Foreign Exchange Change in B./A.C.V.	Current Year's (Amortization)/ Accretion	Adjustment to Carrying Value of Hedged Item	Potential Exposure	Credit Quality of Reference Entity	Hedge Effectiveness at Inception and at Quarter-end (b)	
S&P 500 Dividend Aristocrats Daily Risk Control 5% Excess Return		N/A	Equity/Index	AEL 85LNZLR1WR9SYRVFCH09	02/24/2023	02/24/2025	248	444,194	1792.97	12,882			4,026		7,239			(3,220)					
Invesco Dynamic Growth Index		N/A	Equity/Index	AEL 85LNZLR1WR9SYRVFCH09	02/24/2023	02/24/2025	129	331,971	2574	10,092			3,154		2,761			(2,523)					
S&P 500 Dividend Aristocrats Daily Risk Control 5% Excess Return		N/A	Equity/Index	AEL 85LNZLR1WR9SYRVFCH09	02/27/2023	02/27/2025	72	130,017	1793.56	3,770			1,178		2,112			(943)					
Invesco Dynamic Growth Index		N/A	Equity/Index	AEL 85LNZLR1WR9SYRVFCH09	02/27/2023	02/27/2025	63	163,145	2575.39	4,943			1,545		1,343			(1,236)					
Invesco Dynamic Growth Index		N/A	Equity/Index	AEL 85LNZLR1WR9SYRVFCH09	02/28/2023	02/28/2025	69	178,386	2575.3	5,405			1,689		1,475			(1,351)					
S&P 500 Dividend Aristocrats Daily Risk Control 5% Excess Return		N/A	Equity/Index	AEL 85LNZLR1WR9SYRVFCH09	02/28/2023	02/28/2025	114	204,208	1792.16	6,085			1,902		3,403			(1,521)					
S&P 500 Index Option PTP		N/A	Equity/Index	AEL 85LNZLR1WR9SYRVFCH09	02/08/2023	02/08/2028	186	766,195	4117.86	88,879			64,437		136,021			(8,888)					
S&P 500 Index Option PTP		N/A	Equity/Index	AEL 85LNZLR1WR9SYRVFCH09	02/09/2023	02/09/2028	101	413,070	4081.5	47,792			34,649		73,855			(4,779)					
S&P 500 Index Option PTP		N/A	Equity/Index	AEL 85LNZLR1WR9SYRVFCH09	02/22/2023	02/22/2028	36	145,131	3991.05	24,846			18,014		37,253			(2,485)					
Franklin Global Trends Index		N/A	Equity/Index	AEL 85LNZLR1WR9SYRVFCH09	03/01/2023	02/28/2025	238	56,730	238.16	1,844			653		1,591			(461)					
Invesco Dynamic Growth Index		N/A	Equity/Index	AEL 85LNZLR1WR9SYRVFCH09	03/01/2023	02/28/2025	194	499,117	2570.6	15,123			5,356		4,410			(3,781)					
S&P 500 Index Option PTP		N/A	Equity/Index	AEL 85LNZLR1WR9SYRVFCH09	03/01/2023	02/28/2025	88	346,337	3951.39	36,529			12,937		73,362			(9,132)					
S&P 500 Dividend Aristocrats Daily Risk Control 5% Excess Return		N/A	Equity/Index	AEL 85LNZLR1WR9SYRVFCH09	03/01/2023	02/28/2025	154	275,448	1789.08	8,346			2,956		4,830			(2,087)					
Invesco Dynamic Growth Index		N/A	Equity/Index	AEL 85LNZLR1WR9SYRVFCH09	03/02/2023	02/28/2025	114	294,000	2568.25	8,879			3,145		2,685			(2,220)					
S&P 500 Dividend Aristocrats Daily Risk Control 5% Excess Return		N/A	Equity/Index	AEL 85LNZLR1WR9SYRVFCH09	03/02/2023	02/28/2025	519	832,040	1794.21	28,054			9,936		15,009			(7,014)					
Invesco Dynamic Growth Index		N/A	Equity/Index	AEL 85LNZLR1WR9SYRVFCH09	03/03/2023	03/03/2025	171	442,117	2578.36	13,396			4,744		3,534			(3,349)					
S&P 500 Dividend Aristocrats Daily Risk Control 5% Excess Return		N/A	Equity/Index	AEL 85LNZLR1WR9SYRVFCH09	03/07/2023	03/07/2025	73	129,899	1789.42	3,949			1,399		2,298			(987)					
Franklin Global Trends Index		N/A	Equity/Index	AEL 85LNZLR1WR9SYRVFCH09	03/08/2023	03/07/2025	593	141,094	238.04	4,586			1,624		4,036			(1,146)					
Invesco Dynamic Growth Index		N/A	Equity/Index	AEL 85LNZLR1WR9SYRVFCH09	03/08/2023	03/07/2025	214	547,044	2562.19	16,521			5,851		5,536			(4,130)					
S&P 500 Index Option PTP		N/A	Equity/Index	AEL 85LNZLR1WR9SYRVFCH09	03/08/2023	03/07/2025	170	679,575	3992.01	72,264			25,593		141,456			(18,066)					
S&P 500 Index Option PTP		N/A	Equity/Index	AEL 85LNZLR1WR9SYRVFCH09	03/08/2023	03/08/2028	49	193,767	3992.01	33,987			25,207		53,721			(3,399)					
S&P 500 Dividend Aristocrats Daily Risk Control 5% Excess Return		N/A	Equity/Index	AEL 85LNZLR1WR9SYRVFCH09	03/03/2023	03/03/2025	101	182,183	1800.01	5,447			1,929		2,676			(1,362)					

E06.15

STATEMENT AS OF JUNE 30, 2024 OF THE EAGLE LIFE INSURANCE COMPANY

SCHEDULE DB - PART A - SECTION 1

Showing all Options, Caps, Floors, Collars, Swaps and Forwards Open as of Current Statement Date

1	2	3	4	5	6	7	8	9	10	11	12	13	14	15	16	17	18	19	20	21	22	23	
Description	Description of Item(s) Hedged, Used for Income Generation or Replicated	Schedule/ Exhibit Identifier	Type(s) of Risk(s) (a)	Exchange, Counterparty or Central Clearinghouse	Trade Date	Date of Maturity or Expiration	Number of Contracts	Notional Amount	Strike Price, Rate or Index Received (Paid)	Cumulative Prior Year(s) Initial Cost of Un-discounted Premium (Received) Paid	Current Year Initial Cost of Un-discounted Premium (Received) Paid	Current Year Income	Book/ Adjusted Carrying Value	Code	Fair Value	Unrealized Valuation Increase/ (Decrease)	Total Foreign Exchange Change in B./A.C.V.	Current Year's (Amortization)/ Accretion	Adjustment to Carrying Value of Hedged Item	Potential Exposure	Credit Quality of Reference Entity	Hedge Effectiveness at Inception and at Quarter-end (b)	
Invesco Dynamic Growth Index		N/A	Equity/Index	AEL 85LNZLR1WR9SYRVFCH09	03/06/2023	03/06/2025	385	990,566	2570.09	30,014			10,630		8,978			(7,504)					
S&P 500 Dividend Aristocrats Daily Risk Control 5% Excess Return		N/A	Equity/Index	AEL 85LNZLR1WR9SYRVFCH09	03/06/2023	03/06/2025	52	93,719	1798.26	2,840			1,006		1,428			(710)					
Franklin Global Trends Index		N/A	Equity/Index	AEL 85LNZLR1WR9SYRVFCH09	03/07/2023	03/07/2025	185	44,048	238.04	1,432			507		1,260			(358)					
Invesco Dynamic Growth Index		N/A	Equity/Index	AEL 85LNZLR1WR9SYRVFCH09	03/07/2023	03/07/2025	29	73,809	2563.38	2,229			789		735			(557)					
S&P 500 Dividend Aristocrats Daily Risk Control 5% Excess Return		N/A	Equity/Index	AEL 85LNZLR1WR9SYRVFCH09	03/08/2023	03/07/2025	392	701,197	1790.06	21,316			7,550		12,275			(5,329)					
Invesco Dynamic Growth Index		N/A	Equity/Index	AEL 85LNZLR1WR9SYRVFCH09	03/09/2023	03/07/2025	179	459,396	2561.12	13,874			4,914		4,716			(3,468)					
S&P 500 Dividend Aristocrats Daily Risk Control 5% Excess Return		N/A	Equity/Index	AEL 85LNZLR1WR9SYRVFCH09	03/09/2023	03/07/2025	11	18,915	1781.41	569			202		380			(142)					
Invesco Dynamic Growth Index		N/A	Equity/Index	AEL 85LNZLR1WR9SYRVFCH09	03/10/2023	03/10/2025	129	331,968	2571.17	10,125			3,586		3,000			(2,531)					
S&P 500 Dividend Aristocrats Daily Risk Control 5% Excess Return		N/A	Equity/Index	AEL 85LNZLR1WR9SYRVFCH09	03/10/2023	03/10/2025	78	138,803	1773.19	4,233			1,499		3,172			(1,058)					
Franklin Global Trends Index		N/A	Equity/Index	AEL 85LNZLR1WR9SYRVFCH09	03/13/2023	03/13/2025	511	121,846	238.26	4,045			1,433		3,430			(1,011)					
Invesco Dynamic Growth Index		N/A	Equity/Index	AEL 85LNZLR1WR9SYRVFCH09	03/13/2023	03/13/2025	32	82,425	2584.53	2,547			902		624			(637)					
Invesco Dynamic Growth Index		N/A	Equity/Index	AEL 85LNZLR1WR9SYRVFCH09	03/14/2023	03/14/2025	125	322,420	2581.63	9,898			3,506		2,551			(2,475)					
S&P 500 Dividend Aristocrats Daily Risk Control 5% Excess Return		N/A	Equity/Index	AEL 85LNZLR1WR9SYRVFCH09	03/14/2023	03/14/2025	9	15,215	1777.98	470			167		326			(118)					
S&P 500 Index Option PTP		N/A	Equity/Index	AEL 85LNZLR1WR9SYRVFCH09	03/15/2023	03/14/2025	34	132,301	3891.93	8,805			3,118		19,190			(2,201)					
S&P 500 Dividend Aristocrats Daily Risk Control 5% Excess Return		N/A	Equity/Index	AEL 85LNZLR1WR9SYRVFCH09	03/15/2023	03/14/2025	1	1,319	1772.96	41			15		30			(10)					
Invesco Dynamic Growth Index		N/A	Equity/Index	AEL 85LNZLR1WR9SYRVFCH09	03/15/2023	03/14/2025	295	763,210	2587.54	23,660			8,379		5,552			(5,915)					
Invesco Dynamic Growth Index		N/A	Equity/Index	AEL 85LNZLR1WR9SYRVFCH09	03/16/2023	03/14/2025	172	443,838	2582.98	13,715			4,857		3,445			(3,429)					
S&P 500 Dividend Aristocrats Daily Risk Control 5% Excess Return		N/A	Equity/Index	AEL 85LNZLR1WR9SYRVFCH09	03/16/2023	03/14/2025	540	959,794	1777.12	28,410			10,062		20,819			(7,102)					
S&P 500 Dividend Aristocrats Daily Risk Control 5% Excess Return		N/A	Equity/Index	AEL 85LNZLR1WR9SYRVFCH09	03/17/2023	03/17/2025	21	37,350	1768.61	1,150			407		921			(288)					
S&P 500 Dividend Aristocrats Daily Risk Control 5% Excess Return		N/A	Equity/Index	AEL 85LNZLR1WR9SYRVFCH09	03/21/2023	03/21/2025	10	18,105	1779.74	552			196		382			(138)					

E06.16

STATEMENT AS OF JUNE 30, 2024 OF THE EAGLE LIFE INSURANCE COMPANY

SCHEDULE DB - PART A - SECTION 1

Showing all Options, Caps, Floors, Collars, Swaps and Forwards Open as of Current Statement Date

1	2	3	4	5	6	7	8	9	10	11	12	13	14	15	16	17	18	19	20	21	22	23	
Description	Description of Item(s) Hedged, Used for Income Generation or Replicated	Schedule/ Exhibit Identifier	Type(s) of Risk(s) (a)	Exchange, Counterparty or Central Clearinghouse	Trade Date	Date of Maturity or Expiration	Number of Contracts	Notional Amount	Strike Price, Rate or Index Received (Paid)	Cumulative Prior Year(s) Initial Cost of Un-discounted Premium (Received) Paid	Current Year Initial Cost of Un-discounted Premium (Received) Paid	Current Year Income	Book/ Adjusted Carrying Value	Code	Fair Value	Unrealized Valuation Increase/ (Decrease)	Total Foreign Exchange Change in B./A.C.V.	Current Year's (Amortization)/ Accretion	Adjustment to Carrying Value of Hedged Item	Potential Exposure	Credit Quality of Reference Entity	Hedge Effectiveness at Inception and at Quarter-end (b)	
Invesco Dynamic Growth Index		N/A	Equity/Index	AEL 85LNZLR1WR9SYRVFCH09	03/21/2023	03/21/2025	486	1,256,749	2587.11	38,708			13,709		9,416			(9,677)					
Franklin Global Trends Index		N/A	Equity/Index	AEL 85LNZLR1WR9SYRVFCH09	03/22/2023	03/21/2025	394	94,644	240.17	3,123			1,106		2,203			(781)					
Invesco Dynamic Growth Index		N/A	Equity/Index	AEL 85LNZLR1WR9SYRVFCH09	03/22/2023	03/21/2025	288	744,891	2589.91	22,868			8,099		5,365			(5,717)					
S&P 500 Index Option		N/A	Equity/Index	AEL 85LNZLR1WR9SYRVFCH09	03/22/2023	03/21/2025	5	17,973	3936.97	2,488			881		7,489			(622)					
PTPT		N/A	Equity/Index	AEL 85LNZLR1WR9SYRVFCH09	03/22/2023	03/21/2025	5	17,973	3936.97	2,488			881		7,489			(622)					
S&P 500 Dividend Aristocrats Daily Risk Control 5% Excess Return		N/A	Equity/Index	AEL 85LNZLR1WR9SYRVFCH09	03/22/2023	03/21/2025	54	94,928	1770.16	2,895			1,025		2,303			(724)					
Invesco Dynamic Growth Index		N/A	Equity/Index	AEL 85LNZLR1WR9SYRVFCH09	03/23/2023	03/21/2025	371	964,255	2598.65	29,795			10,553		6,123			(7,449)					
S&P 500 Dividend Aristocrats Daily Risk Control 5% Excess Return		N/A	Equity/Index	AEL 85LNZLR1WR9SYRVFCH09	03/23/2023	03/21/2025	46	80,753	1767.34	2,463			872		2,039			(616)					
S&P 500 Dividend Aristocrats Daily Risk Control 5% Excess Return		N/A	Equity/Index	AEL 85LNZLR1WR9SYRVFCH09	03/27/2023	03/27/2025	154	273,366	1777.16	8,584			3,040		6,047			(2,146)					
S&P 500 Dividend Aristocrats Daily Risk Control 5% Excess Return		N/A	Equity/Index	AEL 85LNZLR1WR9SYRVFCH09	03/28/2023	03/28/2025	19	33,950	1779.42	1,063			376		728			(266)					
Invesco Dynamic Growth Index		N/A	Equity/Index	AEL 85LNZLR1WR9SYRVFCH09	03/28/2023	03/28/2025	190	493,506	2591.44	15,249			5,401		3,560			(3,812)					
S&P 500 Index Option		N/A	Equity/Index	AEL 85LNZLR1WR9SYRVFCH09	03/29/2023	03/28/2025	69	278,795	4027.81	22,560			7,990		41,146			(5,640)					
PTPT		N/A	Equity/Index	AEL 85LNZLR1WR9SYRVFCH09	03/29/2023	03/28/2025	69	278,795	4027.81	22,560			7,990		41,146			(5,640)					
S&P 500 Dividend Aristocrats Daily Risk Control 5% Excess Return		N/A	Equity/Index	AEL 85LNZLR1WR9SYRVFCH09	03/30/2023	03/28/2025	22	39,660	1786.54	1,198			424		764			(299)					
Invesco Dynamic Growth Index		N/A	Equity/Index	AEL 85LNZLR1WR9SYRVFCH09	03/20/2023	03/20/2025	43	112,079	2592.33	3,474			1,231		777			(869)					
S&P 500 Dividend Aristocrats Daily Risk Control 5% Excess Return		N/A	Equity/Index	AEL 85LNZLR1WR9SYRVFCH09	03/24/2023	03/24/2025	49	86,564	1773.59	2,554			904		2,008			(638)					
Invesco Dynamic Growth Index		N/A	Equity/Index	AEL 85LNZLR1WR9SYRVFCH09	03/24/2023	03/24/2025	177	462,090	2603.87	14,371			5,090		2,748			(3,593)					
S&P 500 Dividend Aristocrats Daily Risk Control 5% Excess Return		N/A	Equity/Index	AEL 85LNZLR1WR9SYRVFCH09	03/29/2023	03/28/2025	409	730,658	1784.72	21,993			7,789		14,463			(5,498)					
Franklin Global Trends Index		N/A	Equity/Index	AEL 85LNZLR1WR9SYRVFCH09	03/29/2023	03/28/2025	1,013	242,955	239.88	8,042			2,848		5,886			(2,010)					
Invesco Dynamic Growth Index		N/A	Equity/Index	AEL 85LNZLR1WR9SYRVFCH09	03/29/2023	03/28/2025	1,984	5,147,716	2595.02	158,550			56,153		35,302			(39,637)					
Invesco Dynamic Growth Index		N/A	Equity/Index	AEL 85LNZLR1WR9SYRVFCH09	03/30/2023	03/28/2025	55	142,057	2597.53	4,375			1,550		940			(1,094)					
S&P 500 Dividend Aristocrats Daily Risk Control 5% Excess Return		N/A	Equity/Index	AEL 85LNZLR1WR9SYRVFCH09	03/31/2023	03/31/2025	112	201,497	1794.75	6,267			2,219		3,432			(1,567)					
Invesco Dynamic Growth Index		N/A	Equity/Index	AEL 85LNZLR1WR9SYRVFCH09	03/31/2023	03/31/2025	66	172,580	2606.34	5,315			1,883		1,016			(1,329)					

E06.17

STATEMENT AS OF JUNE 30, 2024 OF THE EAGLE LIFE INSURANCE COMPANY

SCHEDULE DB - PART A - SECTION 1

Showing all Options, Caps, Floors, Collars, Swaps and Forwards Open as of Current Statement Date

1	2	3	4	5	6	7	8	9	10	11	12	13	14	15	16	17	18	19	20	21	22	23	
Description	Description of Item(s) Hedged, Used for Income Generation or Replicated	Schedule/ Exhibit Identifier	Type(s) of Risk(s) (a)	Exchange, Counterparty or Central Clearinghouse	Trade Date	Date of Maturity or Expiration	Number of Contracts	Notional Amount	Strike Price, Rate or Index Received (Paid)	Cumulative Prior Year(s) Initial Cost of Un-discounted Premium (Received) Paid	Current Year Initial Cost of Un-discounted Premium (Received) Paid	Current Year Income	Book/ Adjusted Carrying Value	Code	Fair Value	Unrealized Valuation Increase/ (Decrease)	Total Foreign Exchange Change in B./A.C.V.	Current Year's (Amortization)/ Accretion	Adjustment to Carrying Value of Hedged Item	Potential Exposure	Credit Quality of Reference Entity	Hedge Effectiveness at Inception and at Quarter-end (b)	
Invesco Dynamic Growth Index		N/A	Equity/Index	AEL 85LNZLR1WR9SYRVFCH09	04/03/2023	04/03/2025	199	519,690	2617.2	16,058			6,356		2,637			(4,015)					
Franklin Global Trends Index		N/A	Equity/Index	AEL 85LNZLR1WR9SYRVFCH09	04/05/2023	04/04/2025	167	40,457	242.53	1,347			533		738			(337)					
Invesco Dynamic Growth Index		N/A	Equity/Index	AEL 85LNZLR1WR9SYRVFCH09	04/05/2023	04/04/2025	148	388,243	2627.99	12,036			4,764		1,679			(3,009)					
S&P 500 Index Option		N/A	Equity/Index	AEL 85LNZLR1WR9SYRVFCH09	04/05/2023	04/04/2025	38	156,581	4090.38	15,630			6,187		29,483			(3,908)					
PTPT		N/A	Equity/Index	AEL 85LNZLR1WR9SYRVFCH09	04/06/2023	04/04/2025	139	247,981	1790.02	7,787			3,082		4,583			(1,947)					
S&P 500 Dividend Aristocrats Daily Risk Control 5% Excess Return		N/A	Equity/Index	AEL 85LNZLR1WR9SYRVFCH09	04/04/2023	04/04/2025	302	793,098	2622.24	24,586			9,732		3,745			(6,147)					
Invesco Dynamic Growth Index		N/A	Equity/Index	AEL 85LNZLR1WR9SYRVFCH09	04/04/2023	04/04/2025	68	121,688	1790.43	3,833			1,517		2,235			(958)					
S&P 500 Dividend Aristocrats Daily Risk Control 5% Excess Return		N/A	Equity/Index	AEL 85LNZLR1WR9SYRVFCH09	04/06/2023	04/04/2025	254	667,139	2628.13	20,681			8,186		2,879			(5,170)					
Invesco Dynamic Growth Index		N/A	Equity/Index	AEL 85LNZLR1WR9SYRVFCH09	04/10/2023	04/10/2025	13	33,551	2617.65	1,037			410		174			(259)					
S&P 500 Dividend Aristocrats Daily Risk Control 5% Excess Return		N/A	Equity/Index	AEL 85LNZLR1WR9SYRVFCH09	04/10/2023	04/10/2025	5	8,178	1791.89	253			100		148			(63)					
Franklin Global Trends Index		N/A	Equity/Index	AEL 85LNZLR1WR9SYRVFCH09	04/11/2023	04/11/2025	998	241,220	241.75	8,009			3,170		4,866			(2,002)					
Invesco Dynamic Growth Index		N/A	Equity/Index	AEL 85LNZLR1WR9SYRVFCH09	04/11/2023	04/11/2025	684	1,789,422	2616.69	55,293			21,887		9,441			(13,823)					
Invesco Dynamic Growth Index		N/A	Equity/Index	AEL 85LNZLR1WR9SYRVFCH09	04/12/2023	04/11/2025	96	252,393	2619.3	7,799			3,087		1,281			(1,950)					
S&P 500 Index Option		N/A	Equity/Index	AEL 85LNZLR1WR9SYRVFCH09	04/12/2023	04/11/2025	13	52,447	4091.95	3,654			1,446		7,526			(913)					
PTPT		N/A	Equity/Index	AEL 85LNZLR1WR9SYRVFCH09	04/12/2023	04/11/2025	100	178,968	1792.81	5,620			2,224		3,209			(1,405)					
S&P 500 Dividend Aristocrats Daily Risk Control 5% Excess Return		N/A	Equity/Index	AEL 85LNZLR1WR9SYRVFCH09	04/13/2023	04/11/2025	200	524,745	2623.1	16,215			6,418		2,518			(4,054)					
Invesco Dynamic Growth Index		N/A	Equity/Index	AEL 85LNZLR1WR9SYRVFCH09	04/14/2023	04/14/2025	30	77,184	2615.46	2,377			941		419			(594)					
S&P 500 Dividend Aristocrats Daily Risk Control 5% Excess Return		N/A	Equity/Index	AEL 85LNZLR1WR9SYRVFCH09	04/14/2023	04/14/2025	82	146,804	1793.22	4,404			1,743		2,630			(1,101)					
Invesco Dynamic Growth Index		N/A	Equity/Index	AEL 85LNZLR1WR9SYRVFCH09	04/17/2023	04/17/2025	5	12,044	2610.81	371			147		71			(93)					
S&P 500 Dividend Aristocrats Daily Risk Control 5% Excess Return		N/A	Equity/Index	AEL 85LNZLR1WR9SYRVFCH09	04/17/2023	04/17/2025	93	167,573	1796.91	5,262			2,083		2,852			(1,315)					
Invesco Dynamic Growth Index		N/A	Equity/Index	AEL 85LNZLR1WR9SYRVFCH09	04/18/2023	04/17/2025	48	124,409	2612.42	3,832			1,517		714			(958)					
S&P 500 Dividend Aristocrats Daily Risk Control 5% Excess Return		N/A	Equity/Index	AEL 85LNZLR1WR9SYRVFCH09	04/18/2023	04/17/2025	188	338,544	1797.48	10,452			4,137		5,711			(2,613)					

EOG-18

STATEMENT AS OF JUNE 30, 2024 OF THE EAGLE LIFE INSURANCE COMPANY

SCHEDULE DB - PART A - SECTION 1

Showing all Options, Caps, Floors, Collars, Swaps and Forwards Open as of Current Statement Date

1	2	3	4	5	6	7	8	9	10	11	12	13	14	15	16	17	18	19	20	21	22	23	
Description	Description of Item(s) Hedged, Used for Income Generation or Replicated	Schedule/ Exhibit Identifier	Type(s) of Risk(s) (a)	Exchange, Counterparty or Central Clearinghouse	Trade Date	Date of Maturity or Expiration	Number of Contracts	Notional Amount	Strike Price, Rate or Index Received (Paid)	Cumulative Prior Year(s) Initial Cost of Un-discounted Premium (Received) Paid	Current Year Initial Cost of Un-discounted Premium (Received) Paid	Current Year Income	Book/ Adjusted Carrying Value	Code	Fair Value	Unrealized Valuation Increase/ (Decrease)	Total Foreign Exchange Change in B./A.C.V.	Current Year's (Amortization)/ Accretion	Adjustment to Carrying Value of Hedged Item	Potential Exposure	Credit Quality of Reference Entity	Hedge Effectiveness at Inception and at Quarter-end (b)	
Franklin Global Trends Index		N/A	Equity/Index	AEL 85LNZLR1WR9SYRVFCH09	04/19/2023	04/17/2025	274	66,000	240.64	2,178			862		1,514			(545)					
Invesco Dynamic Growth Index		N/A	Equity/Index	AEL 85LNZLR1WR9SYRVFCH09	04/19/2023	04/17/2025	8	21,326	2608.1	655			259		130			(164)					
S&P 500 Dividend Aristocrats Daily Risk Control 5% Excess Return		N/A	Equity/Index	AEL 85LNZLR1WR9SYRVFCH09	04/19/2023	04/17/2025	258	463,800	1798.54	13,914			5,508		7,695			(3,479)					
Invesco Dynamic Growth Index		N/A	Equity/Index	AEL 85LNZLR1WR9SYRVFCH09	04/20/2023	04/17/2025	32	82,626	2612.26	2,537			1,004		475			(634)					
S&P 500 Dividend Aristocrats Daily Risk Control 5% Excess Return		N/A	Equity/Index	AEL 85LNZLR1WR9SYRVFCH09	04/20/2023	04/17/2025	58	105,145	1798.86	3,228			1,278		1,736			(807)					
S&P 500 Index Option PTP		N/A	Equity/Index	AEL 85LNZLR1WR9SYRVFCH09	04/19/2023	04/18/2025	75	313,015	4154.52	27,744			10,982		54,549			(6,936)					
Invesco Dynamic Growth Index		N/A	Equity/Index	AEL 85LNZLR1WR9SYRVFCH09	04/21/2023	04/21/2025	152	397,097	2610.84	12,231			4,841		2,365			(3,058)					
Franklin Global Trends Index		N/A	Equity/Index	AEL 85LNZLR1WR9SYRVFCH09	04/24/2023	04/24/2025	116	28,000	241.34	927			367		602			(232)					
Invesco Dynamic Growth Index		N/A	Equity/Index	AEL 85LNZLR1WR9SYRVFCH09	04/24/2023	04/24/2025	116	303,794	2616.62	9,357			3,704		1,684			(2,339)					
S&P 500 Dividend Aristocrats Daily Risk Control 5% Excess Return		N/A	Equity/Index	AEL 85LNZLR1WR9SYRVFCH09	04/24/2023	04/24/2025	149	269,018	1802.23	8,313			3,290		4,271			(2,078)					
S&P 500 Dividend Aristocrats Daily Risk Control 5% Excess Return		N/A	Equity/Index	AEL 85LNZLR1WR9SYRVFCH09	04/25/2023	04/25/2025	111	198,760	1796	5,853			2,317		3,482			(1,463)					
Franklin Global Trends Index		N/A	Equity/Index	AEL 85LNZLR1WR9SYRVFCH09	04/25/2023	04/25/2025	550	132,900	241.76	4,412			1,747		2,735			(1,103)					
Invesco Dynamic Growth Index		N/A	Equity/Index	AEL 85LNZLR1WR9SYRVFCH09	04/25/2023	04/25/2025	411	1,076,685	2620.68	33,270			13,169		5,652			(8,317)					
Invesco Dynamic Growth Index		N/A	Equity/Index	AEL 85LNZLR1WR9SYRVFCH09	04/26/2023	04/25/2025	495	1,293,926	2612.2	39,982			15,826		7,664			(9,996)					
S&P 500 Index Option PTP		N/A	Equity/Index	AEL 85LNZLR1WR9SYRVFCH09	04/26/2023	04/25/2025	67	272,192	4055.99	22,963			9,090		44,152			(5,741)					
S&P 500 Dividend Aristocrats Daily Risk Control 5% Excess Return		N/A	Equity/Index	AEL 85LNZLR1WR9SYRVFCH09	04/26/2023	04/25/2025	109	194,794	1788.15	6,039			2,390		3,839			(1,510)					
Invesco Dynamic Growth Index		N/A	Equity/Index	AEL 85LNZLR1WR9SYRVFCH09	04/27/2023	04/25/2025	175	457,860	2613.42	14,102			5,582		2,666			(3,526)					
S&P 500 Dividend Aristocrats Daily Risk Control 5% Excess Return		N/A	Equity/Index	AEL 85LNZLR1WR9SYRVFCH09	04/27/2023	04/25/2025	792	1,425,900	1800.95	44,203			17,497		23,142			(11,051)					
Invesco Dynamic Growth Index		N/A	Equity/Index	AEL 85LNZLR1WR9SYRVFCH09	04/28/2023	04/28/2025	673	1,765,898	2623.18	54,390			21,529		9,044			(13,597)					
S&P 500 Dividend Aristocrats Daily Risk Control 5% Excess Return		N/A	Equity/Index	AEL 85LNZLR1WR9SYRVFCH09	04/28/2023	04/28/2025	410	741,320	1806.11	22,388			8,862		11,159			(5,597)					
S&P 500 Index Option PTP		N/A	Equity/Index	AEL 85LNZLR1WR9SYRVFCH09	04/05/2023	04/05/2028	45	183,488	4090.38	28,979			21,976		45,703			(2,898)					

E06.19

STATEMENT AS OF JUNE 30, 2024 OF THE EAGLE LIFE INSURANCE COMPANY

SCHEDULE DB - PART A - SECTION 1

Showing all Options, Caps, Floors, Collars, Swaps and Forwards Open as of Current Statement Date

1	2	3	4	5	6	7	8	9	10	11	12	13	14	15	16	17	18	19	20	21	22	23
Description	Description of Item(s) Hedged, Used for Income Generation or Replicated	Schedule/ Exhibit Identifier	Type(s) of Risk(s) (a)	Exchange, Counterparty or Central Clearinghouse	Trade Date	Date of Maturity or Expiration	Number of Contracts	Notional Amount	Strike Price, Rate or Index Received (Paid)	Cumulative Prior Year(s) Initial Cost of Un-discounted Premium (Received) Paid	Current Year Initial Cost of Un-discounted Premium (Received) Paid	Current Year Income	Book/ Adjusted Carrying Value	Code	Fair Value	Unrealized Valuation Increase/ (Decrease)	Total Foreign Exchange Change in B./A.C.V.	Current Year's (Amortization)/ Accretion	Adjustment to Carrying Value of Hedged Item	Potential Exposure	Credit Quality of Reference Entity	Hedge Effectiveness at Inception and at Quarter-end (b)
S&P 500 Dividend Aristocrats Daily Risk Control 5% Excess Return		N/A	Equity/Index	AEL 85LNZLR1WR9SYRVFCH09	05/01/2023	05/01/2025	149	269,505	1807	8,436			3,691		4,025			(2,109)				
Franklin Global Trends Index		N/A	Equity/Index	AEL 85LNZLR1WR9SYRVFCH09	05/02/2023	05/02/2025	1,449	350,000	241.57	11,620			5,084		7,426			(2,905)				
Invesco Dynamic Growth Index		N/A	Equity/Index	AEL 85LNZLR1WR9SYRVFCH09	05/02/2023	05/02/2025	275	719,205	2615.07	22,223			9,723		4,192			(5,556)				
S&P 500 Dividend Aristocrats Daily Risk Control 5% Excess Return		N/A	Equity/Index	AEL 85LNZLR1WR9SYRVFCH09	05/02/2023	05/02/2025	337	606,690	1800.72	18,954			8,232		10,017			(4,738)				
Franklin Global Trends Index		N/A	Equity/Index	AEL 85LNZLR1WR9SYRVFCH09	05/03/2023	05/02/2025	449	108,648	242.17	3,607			1,578		2,161			(902)				
Invesco Dynamic Growth Index		N/A	Equity/Index	AEL 85LNZLR1WR9SYRVFCH09	05/03/2023	05/02/2025	39	101,724	2613.78	3,143			1,375		604			(786)				
S&P 500 Index Option PTP		N/A	Equity/Index	AEL 85LNZLR1WR9SYRVFCH09	05/03/2023	05/02/2025	99	403,200	4090.75	33,572			14,688		64,419			(8,393)				
S&P 500 Index Option PTP		N/A	Equity/Index	AEL 85LNZLR1WR9SYRVFCH09	05/03/2023	05/03/2028	47	190,307	4090.75	33,216			25,742		51,057			(3,322)				
S&P 500 Dividend Aristocrats Daily Risk Control 5% Excess Return		N/A	Equity/Index	AEL 85LNZLR1WR9SYRVFCH09	05/03/2023	05/02/2025	103	184,586	1797.96	5,667			2,479		3,179			(1,417)				
Invesco Dynamic Growth Index		N/A	Equity/Index	AEL 85LNZLR1WR9SYRVFCH09	05/04/2023	05/02/2025	84	220,500	2615.77	6,836			2,991		1,273			(1,709)				
Invesco Dynamic Growth Index		N/A	Equity/Index	AEL 85LNZLR1WR9SYRVFCH09	05/05/2023	05/05/2025	134	350,084	2617.92	10,853			4,748		1,981			(2,713)				
S&P 500 Dividend Aristocrats Daily Risk Control 5% Excess Return		N/A	Equity/Index	AEL 85LNZLR1WR9SYRVFCH09	05/05/2023	05/05/2025	119	214,939	1801.13	6,685			2,925		3,547			(1,671)				
Invesco Dynamic Growth Index		N/A	Equity/Index	AEL 85LNZLR1WR9SYRVFCH09	05/08/2023	05/08/2025	480	1,253,404	2611.27	38,856			16,999		7,857			(9,714)				
Franklin Global Trends Index		N/A	Equity/Index	AEL 85LNZLR1WR9SYRVFCH09	05/09/2023	05/09/2025	1,474	355,135	240.97	11,790			5,158		8,100			(2,948)				
Invesco Dynamic Growth Index		N/A	Equity/Index	AEL 85LNZLR1WR9SYRVFCH09	05/09/2023	05/09/2025	653	1,702,991	2609.54	52,622			23,022		10,964			(13,156)				
S&P 500 Dividend Aristocrats Daily Risk Control 5% Excess Return		N/A	Equity/Index	AEL 85LNZLR1WR9SYRVFCH09	05/09/2023	05/09/2025	69	124,391	1796.24	3,881			1,698		2,227			(970)				
Invesco Dynamic Growth Index		N/A	Equity/Index	AEL 85LNZLR1WR9SYRVFCH09	05/10/2023	05/09/2025	59	155,603	2618.8	4,824			2,110		882			(1,206)				
Franklin Global Trends Index		N/A	Equity/Index	AEL 85LNZLR1WR9SYRVFCH09	05/01/2023	05/01/2025	705	169,400	240.43	5,607			2,453		4,044			(1,402)				
Invesco Dynamic Growth Index		N/A	Equity/Index	AEL 85LNZLR1WR9SYRVFCH09	05/01/2023	05/01/2025	143	375,096	2615.55	11,553			5,054		2,164			(2,888)				
S&P 500 Index Option PTP		N/A	Equity/Index	AEL 85LNZLR1WR9SYRVFCH09	05/10/2023	05/09/2025	27	112,434	4137.64	7,809			3,417		15,909			(1,952)				
S&P 500 Index Option PTP		N/A	Equity/Index	AEL 85LNZLR1WR9SYRVFCH09	05/10/2023	05/10/2028	25	103,806	4137.64	16,822			13,037		26,476			(1,682)				
S&P 500 Dividend Aristocrats Daily Risk Control 5% Excess Return		N/A	Equity/Index	AEL 85LNZLR1WR9SYRVFCH09	05/10/2023	05/09/2025	201	360,595	1796.23	11,178			4,891		6,456			(2,795)				
Franklin Global Trends Index		N/A	Equity/Index	AEL 85LNZLR1WR9SYRVFCH09	05/11/2023	05/09/2025	708	171,000	241.49	5,694			2,491		3,694			(1,424)				

E06.20

STATEMENT AS OF JUNE 30, 2024 OF THE EAGLE LIFE INSURANCE COMPANY

SCHEDULE DB - PART A - SECTION 1

Showing all Options, Caps, Floors, Collars, Swaps and Forwards Open as of Current Statement Date

1	2	3	4	5	6	7	8	9	10	11	12	13	14	15	16	17	18	19	20	21	22	23	
Description	Description of Item(s) Hedged, Used for Income Generation or Replicated	Schedule/ Exhibit Identifier	Type(s) of Risk(s) (a)	Exchange, Counterparty or Central Clearinghouse	Trade Date	Date of Maturity or Expiration	Number of Contracts	Notional Amount	Strike Price, Rate or Index Received (Paid)	Cumulative Prior Year(s) Initial Cost of Un-discounted Premium (Received) Paid	Current Year Initial Cost of Un-discounted Premium (Received) Paid	Current Year Income	Book/ Adjusted Carrying Value	Code	Fair Value	Unrealized Valuation Increase/ (Decrease)	Total Foreign Exchange Change in B./A.C.V.	Current Year's (Amortization)/ Accretion	Adjustment to Carrying Value of Hedged Item	Potential Exposure	Credit Quality of Reference Entity	Hedge Effectiveness at Inception and at Quarter-end (b)	
Invesco Dynamic Growth Index		N/A	Equity/Index	AEL 85LNZLR1WR9SYRVFCH09	05/11/2023	05/09/2025	760	1,988,609	2618.19	61,647			26,971		11,368			(15,412)					
S&P 500 Dividend Aristocrats Daily Risk Control 5% Excess Return		N/A	Equity/Index	AEL 85LNZLR1WR9SYRVFCH09	05/12/2023	05/12/2025	1,189	2,133,398	1794.89	65,922			28,841		39,168			(16,481)					
Invesco Dynamic Growth Index		N/A	Equity/Index	AEL 85LNZLR1WR9SYRVFCH09	05/12/2023	05/12/2025	2	4,258	2612.17	132			58		27			(33)					
Invesco Dynamic Growth Index		N/A	Equity/Index	AEL 85LNZLR1WR9SYRVFCH09	05/15/2023	05/15/2025	108	281,300	2609.44	8,720			3,815		1,848			(2,180)					
S&P 500 Dividend Aristocrats Daily Risk Control 5% Excess Return		N/A	Equity/Index	AEL 85LNZLR1WR9SYRVFCH09	05/16/2023	05/16/2025	317	824,020	2599.12	25,462			11,140		6,222			(6,366)					
Franklin Global Trends Index		N/A	Equity/Index	AEL 85LNZLR1WR9SYRVFCH09	05/17/2023	05/16/2025	420	100,982	240.19	3,353			1,467		2,514			(838)					
Invesco Dynamic Growth Index		N/A	Equity/Index	AEL 85LNZLR1WR9SYRVFCH09	05/17/2023	05/16/2025	215	559,017	2600.7	17,274			7,557		4,135			(4,318)					
S&P 500 Index Option		N/A	Equity/Index	AEL 85LNZLR1WR9SYRVFCH09	05/17/2023	05/16/2025	95	393,006	4158.77	40,231			17,601		75,140			(10,058)					
S&P 500 Index Option		N/A	Equity/Index	AEL 85LNZLR1WR9SYRVFCH09	05/17/2023	05/17/2028	30	122,745	4158.77	19,837			15,373		29,879			(1,984)					
S&P 500 Dividend Aristocrats Daily Risk Control 5% Excess Return		N/A	Equity/Index	AEL 85LNZLR1WR9SYRVFCH09	05/18/2023	05/16/2025	142	254,140	1793.11	7,853			3,436		4,821			(1,963)					
Invesco Dynamic Growth Index		N/A	Equity/Index	AEL 85LNZLR1WR9SYRVFCH09	05/18/2023	05/16/2025	12	30,731	2596.65	947			414		240			(237)					
Invesco Dynamic Growth Index		N/A	Equity/Index	AEL 85LNZLR1WR9SYRVFCH09	05/19/2023	05/19/2025	252	652,927	2593.5	20,110			8,798		5,344			(5,028)					
S&P 500 Dividend Aristocrats Daily Risk Control 5% Excess Return		N/A	Equity/Index	AEL 85LNZLR1WR9SYRVFCH09	05/22/2023	05/22/2025	217	388,708	1789.14	11,933			5,221		7,881			(2,983)					
Invesco Dynamic Growth Index		N/A	Equity/Index	AEL 85LNZLR1WR9SYRVFCH09	05/22/2023	05/22/2025	268	693,274	2587.99	21,353			9,342		6,130			(5,338)					
Franklin Global Trends Index		N/A	Equity/Index	AEL 85LNZLR1WR9SYRVFCH09	05/23/2023	05/23/2025	243	58,035	239.15	1,915			838		1,610			(479)					
Invesco Dynamic Growth Index		N/A	Equity/Index	AEL 85LNZLR1WR9SYRVFCH09	05/23/2023	05/23/2025	193	498,701	2581.36	15,310			6,698		4,797			(3,828)					
S&P 500 Dividend Aristocrats Daily Risk Control 5% Excess Return		N/A	Equity/Index	AEL 85LNZLR1WR9SYRVFCH09	05/23/2023	05/23/2025	65	116,618	1782.85	3,563			1,559		2,585			(891)					
Invesco Dynamic Growth Index		N/A	Equity/Index	AEL 85LNZLR1WR9SYRVFCH09	05/24/2023	05/23/2025	165	424,454	2574.55	13,031			5,701		4,434			(3,258)					
S&P 500 Index Option		N/A	Equity/Index	AEL 85LNZLR1WR9SYRVFCH09	05/24/2023	05/23/2025	21	87,130	4115.24	10,039			4,392		24,836			(2,510)					
S&P 500 Dividend Aristocrats Daily Risk Control 5% Excess Return		N/A	Equity/Index	AEL 85LNZLR1WR9SYRVFCH09	05/24/2023	05/23/2025	34	60,310	1775.38	1,842			806		1,479			(461)					
S&P 500 Dividend Aristocrats Daily Risk Control 5% Excess Return		N/A	Equity/Index	AEL 85LNZLR1WR9SYRVFCH09	05/25/2023	05/23/2025	236	417,585	1771.17	12,903			5,645		10,820			(3,226)					

EO6.21

STATEMENT AS OF JUNE 30, 2024 OF THE EAGLE LIFE INSURANCE COMPANY

SCHEDULE DB - PART A - SECTION 1

Showing all Options, Caps, Floors, Collars, Swaps and Forwards Open as of Current Statement Date

1	2	3	4	5	6	7	8	9	10	11	12	13	14	15	16	17	18	19	20	21	22	23	
Description	Description of Item(s) Hedged, Used for Income Generation or Replicated	Schedule/ Exhibit Identifier	Type(s) of Risk(s) (a)	Exchange, Counterparty or Central Clearinghouse	Trade Date	Date of Maturity or Expiration	Number of Contracts	Notional Amount	Strike Price, Rate or Index Received (Paid)	Cumulative Prior Year(s) Initial Cost of Un-discounted Premium (Received) Paid	Current Year Initial Cost of Un-discounted Premium (Received) Paid	Current Year Income	Book/ Adjusted Carrying Value	Code	Fair Value	Unrealized Valuation Increase/ (Decrease)	Total Foreign Exchange Change in B./A.C.V.	Current Year's (Amortization)/ Accretion	Adjustment to Carrying Value of Hedged Item	Potential Exposure	Credit Quality of Reference Entity	Hedge Effectiveness at Inception and at Quarter-end (b)	
Franklin Global Trends Index		N/A	Equity/Index	AEL 85LNZLR1WR9SYRVFCH09	.05/25/2023	.05/23/2025	2,028	481,632	237.49	15,846			6,932		15,566			(3,961)					
Invesco Dynamic Growth Index		N/A	Equity/Index	AEL 85LNZLR1WR9SYRVFCH09	.05/25/2023	.05/23/2025	304	780,172	2563.82	23,951			10,479		9,251			(5,988)					
Franklin Global Trends Index		N/A	Equity/Index	AEL 85LNZLR1WR9SYRVFCH09	.05/26/2023	.05/23/2025	296	70,616	238.8	2,316			1,013		2,025			(579)					
Invesco Dynamic Growth Index		N/A	Equity/Index	AEL 85LNZLR1WR9SYRVFCH09	.05/26/2023	.05/23/2025	53	136,431	2565.96	4,161			1,820		1,578			(1,040)					
S&P 500 Dividend Aristocrats Daily Risk Control 5% Excess Return		N/A	Equity/Index	AEL 85LNZLR1WR9SYRVFCH09	.05/30/2023	.05/30/2025	7	12,611	1768.97	388			170		339			(97)					
Invesco Dynamic Growth Index		N/A	Equity/Index	AEL 85LNZLR1WR9SYRVFCH09	.05/30/2023	.05/30/2025	119	306,852	2571.6	9,390			4,108		3,370			(2,347)					
S&P 500 Index Option PTP		N/A	Equity/Index	AEL 85LNZLR1WR9SYRVFCH09	.05/31/2023	.05/30/2025	76	316,661	4179.83	32,168			14,073		57,462			(8,042)					
S&P 500 Dividend Aristocrats Daily Risk Control 5% Excess Return		N/A	Equity/Index	AEL 85LNZLR1WR9SYRVFCH09	.05/31/2023	.05/30/2025	84	148,703	1763.43	4,542			1,987		4,283			(1,136)					
S&P 500 Dividend Aristocrats Daily Risk Control 5% Excess Return		N/A	Equity/Index	AEL 85LNZLR1WR9SYRVFCH09	.05/19/2023	.05/19/2025	44	79,525	1792.53	2,449			1,072		1,529			(612)					
S&P 500 Dividend Aristocrats Daily Risk Control 5% Excess Return		N/A	Equity/Index	AEL 85LNZLR1WR9SYRVFCH09	.05/26/2023	.05/23/2025	285	504,998	1772.86	15,356			6,718		12,799			(3,839)					
Franklin Global Trends Index		N/A	Equity/Index	AEL 85LNZLR1WR9SYRVFCH09	.05/31/2023	.05/30/2025	1,597	380,412	238.2	12,554			5,492		11,601			(3,138)					
Invesco Dynamic Growth Index		N/A	Equity/Index	AEL 85LNZLR1WR9SYRVFCH09	.05/31/2023	.05/30/2025	189	486,180	2572.74	14,926			6,530		5,268			(3,731)					
S&P 500 Dividend Aristocrats Daily Risk Control 5% Excess Return		N/A	Equity/Index	AEL 85LNZLR1WR9SYRVFCH09	.06/01/2023	.05/30/2025	630	1,113,835	1769.16	32,524			15,584		29,852			(8,131)					
Invesco Dynamic Growth Index		N/A	Equity/Index	AEL 85LNZLR1WR9SYRVFCH09	.06/02/2023	.06/02/2025	56	145,500	2585.32	4,467			2,140		1,365			(1,117)					
Invesco Dynamic Growth Index		N/A	Equity/Index	AEL 85LNZLR1WR9SYRVFCH09	.06/05/2023	.06/05/2025	302	780,592	2583.81	23,964			11,483		7,511			(5,991)					
S&P 500 Dividend Aristocrats Daily Risk Control 5% Excess Return		N/A	Equity/Index	AEL 85LNZLR1WR9SYRVFCH09	.06/05/2023	.06/05/2025	236	421,026	1783.97	12,336			5,911		9,356			(3,084)					
S&P 500 Dividend Aristocrats Daily Risk Control 5% Excess Return		N/A	Equity/Index	AEL 85LNZLR1WR9SYRVFCH09	.06/06/2023	.06/06/2025	26	45,929	1785.88	1,400			671		996			(350)					
Invesco Dynamic Growth Index		N/A	Equity/Index	AEL 85LNZLR1WR9SYRVFCH09	.06/06/2023	.06/06/2025	109	281,300	2581.91	8,636			4,138		2,776			(2,159)					
S&P 500 Index Option PTP		N/A	Equity/Index	AEL 85LNZLR1WR9SYRVFCH09	.06/07/2023	.06/06/2025	31	130,873	4267.52	12,646			6,060		26,553			(3,162)					
S&P 500 Dividend Aristocrats Daily Risk Control 5% Excess Return		N/A	Equity/Index	AEL 85LNZLR1WR9SYRVFCH09	.06/07/2023	.06/06/2025	267	479,312	1792.37	14,571			6,982		9,500			(3,643)					
Franklin Global Trends Index		N/A	Equity/Index	AEL 85LNZLR1WR9SYRVFCH09	.06/07/2023	.06/06/2025	3,793	908,994	239.68	29,815			14,286		24,320			(7,454)					

E06.22

STATEMENT AS OF JUNE 30, 2024 OF THE EAGLE LIFE INSURANCE COMPANY

SCHEDULE DB - PART A - SECTION 1

Showing all Options, Caps, Floors, Collars, Swaps and Forwards Open as of Current Statement Date

1	2	3	4	5	6	7	8	9	10	11	12	13	14	15	16	17	18	19	20	21	22	23	
Description	Description of Item(s) Hedged, Used for Income Generation or Replicated	Schedule/ Exhibit Identifier	Type(s) of Risk(s) (a)	Exchange, Counterparty or Central Clearinghouse	Trade Date	Date of Maturity or Expiration	Number of Contracts	Notional Amount	Strike Price, Rate or Index Received (Paid)	Cumulative Prior Year(s) Initial Cost of Un-discounted Premium (Received) Paid	Current Year Initial Cost of Un-discounted Premium (Received) Paid	Current Year Income	Book/ Adjusted Carrying Value	Code	Fair Value	Unrealized Valuation Increase/ (Decrease)	Total Foreign Exchange Change in B./A.C.V.	Current Year's (Amortization)/ Accretion	Adjustment to Carrying Value of Hedged Item	Potential Exposure	Credit Quality of Reference Entity	Hedge Effectiveness at Inception and at Quarter-end (b)	
Invesco Dynamic Growth Index		N/A	Equity/Index	AEL 85LNZLR1WR9SYRVFCH09	06/07/2023	06/06/2025	595	1,531,301	2574.55	46,858			22,453		16,484			(11,714)					
S&P 500 Index Option		N/A	Equity/Index	AEL 85LNZLR1WR9SYRVFCH09	06/08/2023	06/06/2025		1,733	4293.93	235			113		544			(59)					
S&P 500 Dividend Aristocrats Daily Risk Control 5% Excess Return		N/A	Equity/Index	AEL 85LNZLR1WR9SYRVFCH09	06/08/2023	06/06/2025	227	406,561	1793.52	12,278			5,883		7,928			(3,070)					
Invesco Dynamic Growth Index		N/A	Equity/Index	AEL 85LNZLR1WR9SYRVFCH09	06/09/2023	06/09/2025	211	544,826	2581.13	16,672			7,989		5,462			(4,168)					
S&P 500 Dividend Aristocrats Daily Risk Control 5% Excess Return		N/A	Equity/Index	AEL 85LNZLR1WR9SYRVFCH09	06/12/2023	06/12/2025	166	298,275	1793.83	8,769			4,202		5,845			(2,192)					
Invesco Dynamic Growth Index		N/A	Equity/Index	AEL 85LNZLR1WR9SYRVFCH09	06/13/2023	06/13/2025	402	1,036,433	2581.06	31,715			15,197		10,489			(7,929)					
S&P 500 Dividend Aristocrats Daily Risk Control 5% Excess Return		N/A	Equity/Index	AEL 85LNZLR1WR9SYRVFCH09	06/13/2023	06/13/2025	828	1,490,383	1800.38	44,861			21,496		26,654			(11,215)					
Franklin Global Trends Index		N/A	Equity/Index	AEL 85LNZLR1WR9SYRVFCH09	06/14/2023	06/13/2025	20	4,907	241.85	161			77		107			(40)					
Invesco Dynamic Growth Index		N/A	Equity/Index	AEL 85LNZLR1WR9SYRVFCH09	06/14/2023	06/13/2025	188	485,000	2580.73	14,841			7,111		4,928			(3,710)					
S&P 500 Index Option		N/A	Equity/Index	AEL 85LNZLR1WR9SYRVFCH09	06/14/2023	06/13/2025	14	63,292	4372.59	8,264			3,960		17,499			(2,066)					
S&P 500 Index Option		N/A	Equity/Index	AEL 85LNZLR1WR9SYRVFCH09	06/14/2023	06/14/2028	28	123,364	4372.59	20,288			16,061		28,386			(2,029)					
S&P 500 Dividend Aristocrats Daily Risk Control 5% Excess Return		N/A	Equity/Index	AEL 85LNZLR1WR9SYRVFCH09	06/14/2023	06/13/2025	217	391,079	1799.37	11,537			5,528		7,096			(2,884)					
S&P 500 Dividend Aristocrats Daily Risk Control 5% Excess Return		N/A	Equity/Index	AEL 85LNZLR1WR9SYRVFCH09	06/15/2023	06/13/2025	255	460,546	1807.68	13,494			6,466		7,403			(3,374)					
Franklin Global Trends Index		N/A	Equity/Index	AEL 85LNZLR1WR9SYRVFCH09	06/15/2023	06/13/2025	626	152,193	243.19	4,992			2,392		2,888			(1,248)					
Invesco Dynamic Growth Index		N/A	Equity/Index	AEL 85LNZLR1WR9SYRVFCH09	06/15/2023	06/13/2025	194	505,728	2600.88	15,425			7,391		4,026			(3,856)					
Invesco Dynamic Growth Index		N/A	Equity/Index	AEL 85LNZLR1WR9SYRVFCH09	06/16/2023	06/16/2025	284	735,820	2593.45	22,443			10,754		6,465			(5,611)					
S&P 500 Dividend Aristocrats Daily Risk Control 5% Excess Return		N/A	Equity/Index	AEL 85LNZLR1WR9SYRVFCH09	06/20/2023	06/20/2025	202	363,750	1801.69	10,694			5,124		6,458			(2,674)					
Invesco Dynamic Growth Index		N/A	Equity/Index	AEL 85LNZLR1WR9SYRVFCH09	06/20/2023	06/20/2025	388	1,004,507	2588.33	30,637			14,680		9,472			(7,659)					
Invesco Dynamic Growth Index		N/A	Equity/Index	AEL 85LNZLR1WR9SYRVFCH09	06/12/2023	06/12/2025	169	436,500	2584.55	13,357			6,400		4,229			(3,339)					
S&P 500 Dividend Aristocrats Daily Risk Control 5% Excess Return		N/A	Equity/Index	AEL 85LNZLR1WR9SYRVFCH09	06/16/2023	06/16/2025	49	89,078	1808.7	2,592			1,242		1,418			(648)					
S&P 500 Index Option		N/A	Equity/Index	AEL 85LNZLR1WR9SYRVFCH09	06/21/2023	06/20/2025	6	26,212	4365.69	2,213			1,061		4,174			(553)					
Invesco Dynamic Growth Index		N/A	Equity/Index	AEL 85LNZLR1WR9SYRVFCH09	06/22/2023	06/20/2025	117	303,743	2585.98	9,264			4,439		2,945			(2,316)					

E06.23

STATEMENT AS OF JUNE 30, 2024 OF THE EAGLE LIFE INSURANCE COMPANY

SCHEDULE DB - PART A - SECTION 1

Showing all Options, Caps, Floors, Collars, Swaps and Forwards Open as of Current Statement Date

1	2	3	4	5	6	7	8	9	10	11	12	13	14	15	16	17	18	19	20	21	22	23	
Description	Description of Item(s) Hedged, Used for Income Generation or Replicated	Schedule/ Exhibit Identifier	Type(s) of Risk(s) (a)	Exchange, Counterparty or Central Clearinghouse	Trade Date	Date of Maturity or Expiration	Number of Contracts	Notional Amount	Strike Price, Rate or Index Received (Paid)	Cumulative Prior Year(s) Initial Cost of Un-discounted Premium (Received) Paid	Current Year Initial Cost of Un-discounted Premium (Received) Paid	Current Year Income	Book/ Adjusted Carrying Value	Code	Fair Value	Unrealized Valuation Increase/ (Decrease)	Total Foreign Exchange Change in B./A.C.V.	Current Year's (Amortization)/ Accretion	Adjustment to Carrying Value of Hedged Item	Potential Exposure	Credit Quality of Reference Entity	Hedge Effectiveness at Inception and at Quarter-end (b)	
Franklin Global Trends Index		N/A	Equity/Index	AEL 85LNZLR1WR9SYRVFCH09	06/23/2023	06/23/2025	219	52,500	239.76	1,722			825		1,418			(430)					
Invesco Dynamic Growth Index		N/A	Equity/Index	AEL 85LNZLR1WR9SYRVFCH09	06/23/2023	06/23/2025	3	8,730	2582.97	266			128		88			(67)					
Invesco Dynamic Growth Index		N/A	Equity/Index	AEL 85LNZLR1WR9SYRVFCH09	06/27/2023	06/27/2025	400	1,034,264	2586.63	31,545			15,115		10,104			(7,886)					
S&P 500 Dividend Aristocrats Daily Risk Control 5% Excess Return		N/A	Equity/Index	AEL 85LNZLR1WR9SYRVFCH09	06/27/2023	06/27/2025	257	463,903	1805.31	13,993			6,705		7,911			(3,498)					
S&P 500 Index Option PTP		N/A	Equity/Index	AEL 85LNZLR1WR9SYRVFCH09	06/28/2023	06/27/2025	45	196,034	4376.86	24,336			11,661		51,727			(6,084)					
S&P 500 Dividend Aristocrats Daily Risk Control 5% Excess Return		N/A	Equity/Index	AEL 85LNZLR1WR9SYRVFCH09	06/28/2023	06/27/2025	84	151,807	1801.88	4,402			2,109		2,719			(1,101)					
Franklin Global Trends Index		N/A	Equity/Index	AEL 85LNZLR1WR9SYRVFCH09	06/28/2023	06/27/2025	136	32,688	240.65	1,069			512		815			(267)					
Invesco Dynamic Growth Index		N/A	Equity/Index	AEL 85LNZLR1WR9SYRVFCH09	06/28/2023	06/27/2025	146	378,232	2590.65	11,536			5,528		3,524			(2,884)					
Franklin Global Trends Index		N/A	Equity/Index	AEL 85LNZLR1WR9SYRVFCH09	06/29/2023	06/27/2025	468	112,500	240.19	3,667			1,757		2,930			(917)					
Invesco Dynamic Growth Index		N/A	Equity/Index	AEL 85LNZLR1WR9SYRVFCH09	06/29/2023	06/27/2025	228	588,614	2583.92	17,894			8,574		5,935			(4,473)					
S&P 500 Dividend Aristocrats Daily Risk Control 5% Excess Return		N/A	Equity/Index	AEL 85LNZLR1WR9SYRVFCH09	06/21/2023	06/20/2025	290	522,767	1802.43	15,849			7,594		9,184			(3,962)					
Franklin Global Trends Index		N/A	Equity/Index	AEL 85LNZLR1WR9SYRVFCH09	06/21/2023	06/20/2025	367	88,494	241.34	2,894			1,387		2,048			(723)					
Invesco Dynamic Growth Index		N/A	Equity/Index	AEL 85LNZLR1WR9SYRVFCH09	06/21/2023	06/20/2025	478	1,238,148	2589.09	37,764			18,095		11,570			(9,441)					
S&P 500 Dividend Aristocrats Daily Risk Control 5% Excess Return		N/A	Equity/Index	AEL 85LNZLR1WR9SYRVFCH09	06/22/2023	06/20/2025	288	518,015	1799.64	15,666			7,507		9,470			(3,917)					
S&P 500 Dividend Aristocrats Daily Risk Control 5% Excess Return		N/A	Equity/Index	AEL 85LNZLR1WR9SYRVFCH09	06/23/2023	06/23/2025	35	62,627	1794.91	1,835			879		1,229			(459)					
Invesco Dynamic Growth Index		N/A	Equity/Index	AEL 85LNZLR1WR9SYRVFCH09	06/26/2023	06/26/2025	21	54,809	2580.41	1,672			801		574			(418)					
S&P 500 Dividend Aristocrats Daily Risk Control 5% Excess Return		N/A	Equity/Index	AEL 85LNZLR1WR9SYRVFCH09	06/26/2023	06/26/2025	144	258,300	1799.9	7,620			3,651		4,750			(1,905)					
Franklin Global Trends Index		N/A	Equity/Index	AEL 85LNZLR1WR9SYRVFCH09	06/27/2023	06/27/2025	700	168,388	240.51	5,523			2,647		4,255			(1,381)					
S&P 500 Dividend Aristocrats Daily Risk Control 5% Excess Return		N/A	Equity/Index	AEL 85LNZLR1WR9SYRVFCH09	06/29/2023	06/27/2025	181	327,414	1806.74	9,626			4,612		5,470			(2,406)					
S&P 500 Index Option PTP		N/A	Equity/Index	AEL 85LNZLR1WR9SYRVFCH09	06/30/2023	07/01/2024	598	2,659,346	4450.38	103,682					212,888			(47,521)					
S&P 500 Index Option PTP		N/A	Equity/Index	AEL 85LNZLR1WR9SYRVFCH09	06/30/2023	07/02/2024	1,024	4,559,256	4450.38	191,425					404,854			(87,737)					

E06.24

STATEMENT AS OF JUNE 30, 2024 OF THE EAGLE LIFE INSURANCE COMPANY

SCHEDULE DB - PART A - SECTION 1

Showing all Options, Caps, Floors, Collars, Swaps and Forwards Open as of Current Statement Date

1	2	3	4	5	6	7	8	9	10	11	12	13	14	15	16	17	18	19	20	21	22	23
Description	Description of Item(s) Hedged, Used for Income Generation or Replicated	Schedule/ Exhibit Identifier	Type(s) of Risk(s) (a)	Exchange, Counterparty or Central Clearinghouse	Trade Date	Date of Maturity or Expiration	Number of Contracts	Notional Amount	Strike Price, Rate or Index Received (Paid)	Cumulative Prior Year(s) Initial Cost of Un-discounted Premium (Received) Paid	Current Year Initial Cost of Un-discounted Premium (Received) Paid	Current Year Income	Book/ Adjusted Carrying Value	Code	Fair Value	Unrealized Valuation Increase/ (Decrease)	Total Foreign Exchange Change in B./A.C.V.	Current Year's (Amortization)/ Accretion	Adjustment to Carrying Value of Hedged Item	Potential Exposure	Credit Quality of Reference Entity	Hedge Effectiveness at Inception and at Quarter-end (b)
S&P 500 Dividend Aristocrats Daily Risk Control 5% Total Return		N/A	Equity/Index	AEL 85LNZLR1WR9SYRVFCH09	06/30/2023	07/02/2024	108	348,444	3236.56	14,882					7,739			(6,821)				
S&P 500 Dividend Aristocrats Daily Risk Control 5% Excess Return		N/A	Equity/Index	AEL 85LNZLR1WR9SYRVFCH09	06/30/2023	06/30/2025	81	146,676	1813.25	4,312			2,066		2,240			(1,078)				
S&P 500 Dividend Aristocrats Daily Risk Control 5% Excess Return		N/A	Equity/Index	AEL 85LNZLR1WR9SYRVFCH09	06/30/2023	07/01/2024	512	927,786	1813.25	19,484					3			(8,930)				
S&P 500 Dividend Aristocrats Daily Risk Control 5% Excess Return		N/A	Equity/Index	AEL 85LNZLR1WR9SYRVFCH09	06/30/2023	07/02/2024	244	442,777	1813.25	9,343					5			(4,282)				
Invesco Dynamic Growth Index		N/A	Equity/Index	AEL 85LNZLR1WR9SYRVFCH09	06/30/2023	06/30/2025	70	182,742	2598.45	5,555			2,662		1,562			(1,389)				
Franklin Global Trends Index		N/A	Equity/Index	AEL 85LNZLR1WR9SYRVFCH09	07/28/2023	07/26/2024	96	23,478	243.59	547			23		93			(274)				
Invesco Dynamic Growth Index		N/A	Equity/Index	AEL 85LNZLR1WR9SYRVFCH09	07/28/2023	07/26/2024	153	396,634	2600.26	8,647			360		45			(4,323)				
Invesco Dynamic Growth Index		N/A	Equity/Index	AEL 85LNZLR1WR9SYRVFCH09	07/28/2023	07/28/2025	4	10,600	2600.26	322			168		95			(81)				
S&P 500 Index Option		N/A	Equity/Index	AEL 85LNZLR1WR9SYRVFCH09	07/28/2023	07/26/2024	702	3,216,112	4582.23	105,958			4,415		179,157			(52,979)				
S&P 500 Index Option		N/A	Equity/Index	AEL 85LNZLR1WR9SYRVFCH09	07/28/2023	07/29/2024	586	2,686,146	4582.23	100,018			4,167		181,926			(50,009)				
S&P 500 Index Option		N/A	Equity/Index	AEL 85LNZLR1WR9SYRVFCH09	07/28/2023	07/30/2024	632	2,894,361	4582.23	121,734			5,072		231,249			(60,867)				
S&P 500 Dividend Aristocrats Daily Risk Control 5% Total Return		N/A	Equity/Index	AEL 85LNZLR1WR9SYRVFCH09	07/28/2023	07/26/2024	3	10,263	3281.55	444			19		146			(222)				
S&P 500 Dividend Aristocrats Daily Risk Control 5% Excess Return		N/A	Equity/Index	AEL 85LNZLR1WR9SYRVFCH09	07/28/2023	07/26/2024	541	989,696	1831.04	21,278			887		328			(10,639)				
S&P 500 Dividend Aristocrats Daily Risk Control 5% Excess Return		N/A	Equity/Index	AEL 85LNZLR1WR9SYRVFCH09	07/28/2023	07/28/2025	83	151,236	1831.04	4,537			2,363		1,869			(1,134)				
Franklin Global Trends Index		N/A	Equity/Index	AEL 85LNZLR1WR9SYRVFCH09	07/31/2023	07/31/2025	248	60,375	243.75	1,974			1,028		1,155			(494)				
Invesco Dynamic Growth Index		N/A	Equity/Index	AEL 85LNZLR1WR9SYRVFCH09	07/31/2023	07/31/2024	158	411,130	2603.74	9,004			375		61			(4,502)				
Invesco Dynamic Growth Index		N/A	Equity/Index	AEL 85LNZLR1WR9SYRVFCH09	07/31/2023	07/31/2025	123	321,042	2603.74	9,760			5,083		2,791			(2,440)				
S&P 500 Index Option		N/A	Equity/Index	AEL 85LNZLR1WR9SYRVFCH09	07/31/2023	07/31/2024	698	3,203,275	4588.96	165,333			6,889		324,649			(82,666)				
S&P 500 Dividend Aristocrats Daily Risk Control 5% Total Return		N/A	Equity/Index	AEL 85LNZLR1WR9SYRVFCH09	07/31/2023	07/31/2024	19	62,583	3281.25	3,058			127		1,348			(1,529)				

E06.25

STATEMENT AS OF JUNE 30, 2024 OF THE EAGLE LIFE INSURANCE COMPANY

SCHEDULE DB - PART A - SECTION 1

Showing all Options, Caps, Floors, Collars, Swaps and Forwards Open as of Current Statement Date

1	2	3	4	5	6	7	8	9	10	11	12	13	14	15	16	17	18	19	20	21	22	23	
Description	Description of Item(s) Hedged, Used for Income Generation or Replicated	Schedule/ Exhibit Identifier	Type(s) of Risk(s) (a)	Exchange, Counterparty or Central Clearinghouse	Trade Date	Date of Maturity or Expiration	Number of Contracts	Notional Amount	Strike Price, Rate or Index Received (Paid)	Cumulative Prior Year(s) Initial Cost of Un-discounted Premium (Received) Paid	Current Year Initial Cost of Un-discounted Premium (Received) Paid	Current Year Income	Book/ Adjusted Carrying Value	Code	Fair Value	Unrealized Valuation Increase/ (Decrease)	Total Foreign Exchange Change in B./A.C.V.	Current Year's (Amortization)/ Accretion	Adjustment to Carrying Value of Hedged Item	Potential Exposure	Credit Quality of Reference Entity	Hedge Effectiveness at Inception and at Quarter-end (b)	
S&P 500 Dividend Aristocrats Daily Risk Control 5% Excess Return		N/A	Equity/Index	AEL 85LNZLR1WR9SYRVFCH09	.07/31/2023	07/31/2024	318	581,087	1830.04	12,472			520		304			(6,236)					
S&P 500 Dividend Aristocrats Daily Risk Control 5% Excess Return		N/A	Equity/Index	AEL 85LNZLR1WR9SYRVFCH09	.07/31/2023	07/31/2025	135	247,350	1830.04	7,527			3,920		3,122			(1,882)					
Invesco Dynamic Growth Index		N/A	Equity/Index	AEL 85LNZLR1WR9SYRVFCH09	.07/03/2023	07/03/2024	232	602,070	2590.58	13,185			549					(6,593)					
Invesco Dynamic Growth Index		N/A	Equity/Index	AEL 85LNZLR1WR9SYRVFCH09	.07/03/2023	07/03/2025	140	361,485	2590.58	10,989			5,724		3,419			(2,747)					
S&P 500 Index Option PTPT		N/A	Equity/Index	AEL 85LNZLR1WR9SYRVFCH09	.07/03/2023	07/03/2024	1,097	4,888,483	4455.59	286,526			11,939		565,300			(143,263)					
S&P 500 Dividend Aristocrats Daily Risk Control 5% Total Return		N/A	Equity/Index	AEL 85LNZLR1WR9SYRVFCH09	.07/03/2023	07/03/2024	6	18,355	3238.85	894			37		549			(447)					
S&P 500 Dividend Aristocrats Daily Risk Control 5% Excess Return		N/A	Equity/Index	AEL 85LNZLR1WR9SYRVFCH09	.07/03/2023	07/03/2024	120	217,043	1813.74	4,646			194		6			(2,323)					
S&P 500 Dividend Aristocrats Daily Risk Control 5% Excess Return		N/A	Equity/Index	AEL 85LNZLR1WR9SYRVFCH09	.07/03/2023	07/03/2025	86	155,333	1813.74	4,703			2,449		2,368			(1,176)					
S&P 500 Index Option PTPT		N/A	Equity/Index	AEL 85LNZLR1WR9SYRVFCH09	.07/05/2023	07/05/2024	1,130	5,027,013	4446.82	268,018			11,167		555,776			(134,009)					
S&P 500 Index Option PTPT		N/A	Equity/Index	AEL 85LNZLR1WR9SYRVFCH09	.07/05/2023	07/03/2025	55	243,505	4446.82	27,004			14,065		46,668			(6,751)					
S&P 500 Index Option PTPT		N/A	Equity/Index	AEL 85LNZLR1WR9SYRVFCH09	.07/05/2023	07/05/2028	84	374,902	4446.82	63,972			51,711		87,668			(6,397)					
S&P 500 Dividend Aristocrats Daily Risk Control 5% Total Return		N/A	Equity/Index	AEL 85LNZLR1WR9SYRVFCH09	.07/05/2023	07/05/2024	134	433,527	3231.92	18,999			792		11,006			(9,500)					
S&P 500 Dividend Aristocrats Daily Risk Control 5% Total Return		N/A	Equity/Index	AEL 85LNZLR1WR9SYRVFCH09	.07/06/2023	07/05/2024	51	164,795	3223.3	7,794			325		5,469			(3,897)					
S&P 500 Dividend Aristocrats Daily Risk Control 5% Excess Return		N/A	Equity/Index	AEL 85LNZLR1WR9SYRVFCH09	.07/06/2023	07/05/2024	599	1,080,716	1804.25	22,911			955		468			(11,456)					
S&P 500 Dividend Aristocrats Daily Risk Control 5% Excess Return		N/A	Equity/Index	AEL 85LNZLR1WR9SYRVFCH09	.07/06/2023	07/03/2025	302	545,485	1804.25	16,092			8,381		9,539			(4,023)					
Franklin Global Trends Index		N/A	Equity/Index	AEL 85LNZLR1WR9SYRVFCH09	.07/07/2023	07/07/2025	994	237,861	239.18	7,754			4,039		6,861			(1,939)					
Invesco Dynamic Growth Index		N/A	Equity/Index	AEL 85LNZLR1WR9SYRVFCH09	.07/07/2023	07/05/2024	332	847,530	2552.59	18,476			770		185			(9,238)					
Invesco Dynamic Growth Index		N/A	Equity/Index	AEL 85LNZLR1WR9SYRVFCH09	.07/07/2023	07/07/2025	25	63,971	2552.59	1,945			1,013		930			(486)					
S&P 500 Index Option PTPT		N/A	Equity/Index	AEL 85LNZLR1WR9SYRVFCH09	.07/07/2023	07/05/2024	1,412	6,210,736	4398.95	273,865			11,411		499,289			(136,932)					
S&P 500 Index Option PTPT		N/A	Equity/Index	AEL 85LNZLR1WR9SYRVFCH09	.07/07/2023	07/08/2024	633	2,786,644	4398.95	96,689			4,029		188,313			(48,344)					

E06.26

STATEMENT AS OF JUNE 30, 2024 OF THE EAGLE LIFE INSURANCE COMPANY

SCHEDULE DB - PART A - SECTION 1

Showing all Options, Caps, Floors, Collars, Swaps and Forwards Open as of Current Statement Date

1	2	3	4	5	6	7	8	9	10	11	12	13	14	15	16	17	18	19	20	21	22	23	
Description	Description of Item(s) Hedged, Used for Income Generation or Replicated	Schedule/ Exhibit Identifier	Type(s) of Risk(s) (a)	Exchange, Counterparty or Central Clearinghouse	Trade Date	Date of Maturity or Expiration	Number of Contracts	Notional Amount	Strike Price, Rate or Index Received (Paid)	Cumulative Prior Year(s) Initial Cost of Un-discounted Premium (Received) Paid	Current Year Initial Cost of Un-discounted Premium (Received) Paid	Current Year Income	Book/ Adjusted Carrying Value	Code	Fair Value	Unrealized Valuation Increase/ (Decrease)	Total Foreign Exchange Change in B./A.C.V.	Current Year's (Amortization)/ Accretion	Adjustment to Carrying Value of Hedged Item	Potential Exposure	Credit Quality of Reference Entity	Hedge Effectiveness at Inception and at Quarter-end (b)	
S&P 500 Index Option PTPT		N/A	Equity/Index	AEL	85LNZLR1WR9SYRVFCH09	07/07/2023	596	2,622,443	4398.95	113,310			4,721		249,196			(56,655)					
S&P 500 Dividend Aristocrats Daily Risk Control 5% Total Return		N/A	Equity/Index	AEL	85LNZLR1WR9SYRVFCH09	07/07/2023	23	75,326	3222.06	3,379			141		2,308			(1,690)					
S&P 500 Dividend Aristocrats Daily Risk Control 5% Total Return		N/A	Equity/Index	AEL	85LNZLR1WR9SYRVFCH09	07/07/2023	11	36,680	3222.06	1,587			66		1,049			(794)					
S&P 500 Dividend Aristocrats Daily Risk Control 5% Total Return		N/A	Equity/Index	AEL	85LNZLR1WR9SYRVFCH09	07/07/2023	8	25,769	3222.06	1,118			47		741			(559)					
S&P 500 Dividend Aristocrats Daily Risk Control 5% Excess Return		N/A	Equity/Index	AEL	85LNZLR1WR9SYRVFCH09	07/05/2023	393	711,696	1809.34	15,159			632		131			(7,580)					
Franklin Global Trends Index		N/A	Equity/Index	AEL	85LNZLR1WR9SYRVFCH09	07/05/2023	668	160,755	240.64	3,762			157		1,425			(1,881)					
Invesco Dynamic Growth Index		N/A	Equity/Index	AEL	85LNZLR1WR9SYRVFCH09	07/05/2023	88	228,052	2581.85	4,994			208		1			(2,497)					
Invesco Dynamic Growth Index		N/A	Equity/Index	AEL	85LNZLR1WR9SYRVFCH09	07/05/2023	28	71,572	2581.85	2,176			1,133		749			(544)					
Franklin Global Trends Index		N/A	Equity/Index	AEL	85LNZLR1WR9SYRVFCH09	07/06/2023	1,400	334,248	238.72	7,788			324		5,549			(3,894)					
Invesco Dynamic Growth Index		N/A	Equity/Index	AEL	85LNZLR1WR9SYRVFCH09	07/06/2023	235	602,040	2560.15	13,185			549		49			(6,592)					
Invesco Dynamic Growth Index		N/A	Equity/Index	AEL	85LNZLR1WR9SYRVFCH09	07/06/2023	320	818,874	2560.15	24,730			12,880		10,904			(6,183)					
S&P 500 Index Option PTPT		N/A	Equity/Index	AEL	85LNZLR1WR9SYRVFCH09	07/06/2023	1,912	8,436,527	4411.59	458,849			19,119		852,098			(229,424)					
S&P 500 Dividend Aristocrats Daily Risk Control 5% Excess Return		N/A	Equity/Index	AEL	85LNZLR1WR9SYRVFCH09	07/07/2023	922	1,662,771	1803.3	35,084			1,462		834			(17,542)					
S&P 500 Dividend Aristocrats Daily Risk Control 5% Excess Return		N/A	Equity/Index	AEL	85LNZLR1WR9SYRVFCH09	07/07/2023	862	1,553,975	1803.3	45,842			23,876		27,722			(11,461)					
S&P 500 Dividend Aristocrats Daily Risk Control 5% Excess Return		N/A	Equity/Index	AEL	85LNZLR1WR9SYRVFCH09	07/07/2023	390	702,588	1803.3	14,825			618		594			(7,412)					
S&P 500 Dividend Aristocrats Daily Risk Control 5% Excess Return		N/A	Equity/Index	AEL	85LNZLR1WR9SYRVFCH09	07/07/2023	325	585,283	1803.3	12,349			515		561			(6,175)					
Invesco Dynamic Growth Index		N/A	Equity/Index	AEL	85LNZLR1WR9SYRVFCH09	07/10/2023	100	256,743	2564.98	5,623			234		50			(2,811)					
Invesco Dynamic Growth Index		N/A	Equity/Index	AEL	85LNZLR1WR9SYRVFCH09	07/10/2023	23	57,828	2564.98	1,758			916		741			(439)					
S&P 500 Index Option PTPT		N/A	Equity/Index	AEL	85LNZLR1WR9SYRVFCH09	07/10/2023	726	3,200,895	4409.53	189,643			7,902		394,348			(94,822)					

E06.27

STATEMENT AS OF JUNE 30, 2024 OF THE EAGLE LIFE INSURANCE COMPANY

SCHEDULE DB - PART A - SECTION 1

Showing all Options, Caps, Floors, Collars, Swaps and Forwards Open as of Current Statement Date

1	2	3	4	5	6	7	8	9	10	11	12	13	14	15	16	17	18	19	20	21	22	23	
Description	Description of Item(s) Hedged, Used for Income Generation or Replicated	Schedule/ Exhibit Identifier	Type(s) of Risk(s) (a)	Exchange, Counterparty or Central Clearinghouse	Trade Date	Date of Maturity or Expiration	Number of Contracts	Notional Amount	Strike Price, Rate or Index Received (Paid)	Cumulative Prior Year(s) Initial Cost of Un-discounted Premium (Received) Paid	Current Year Initial Cost of Un-discounted Premium (Received) Paid	Current Year Income	Book/ Adjusted Carrying Value	Code	Fair Value	Unrealized Valuation Increase/ (Decrease)	Total Foreign Exchange Change in B./A.C.V.	Current Year's (Amortization)/ Accretion	Adjustment to Carrying Value of Hedged Item	Potential Exposure	Credit Quality of Reference Entity	Hedge Effectiveness at Inception and at Quarter-end (b)	
S&P 500 Dividend Aristocrats Daily Risk Control 5% Excess Return		N/A	Equity/Index	AEL 85LNZLR1WR9SYRVFCH09	07/10/2023	07/10/2024	316	571,404	1807.9	12,171			507		367				(6,086)				
S&P 500 Dividend Aristocrats Daily Risk Control 5% Excess Return		N/A	Equity/Index	AEL 85LNZLR1WR9SYRVFCH09	07/10/2023	07/10/2025	120	217,195	1807.9	6,561			3,417		3,648				(1,640)				
Franklin Global Trends Index		N/A	Equity/Index	AEL 85LNZLR1WR9SYRVFCH09	07/11/2023	07/11/2024	646	155,363	240.58	3,635			151		1,506				(1,818)				
Franklin Global Trends Index		N/A	Equity/Index	AEL 85LNZLR1WR9SYRVFCH09	07/11/2023	07/11/2025	632	152,147	240.58	4,975			2,591		3,874				(1,244)				
Invesco Dynamic Growth Index		N/A	Equity/Index	AEL 85LNZLR1WR9SYRVFCH09	07/11/2023	07/11/2024	159	410,895	2582.13	8,999			375		17				(4,499)				
Invesco Dynamic Growth Index		N/A	Equity/Index	AEL 85LNZLR1WR9SYRVFCH09	07/11/2023	07/11/2025	34	87,300	2582.13	2,654			1,382		927				(663)				
S&P 500 Index Option PTP		N/A	Equity/Index	AEL 85LNZLR1WR9SYRVFCH09	07/11/2023	07/11/2024	1,318	5,852,883	4439.26	283,833			11,826		525,181				(141,916)				
S&P 500 Dividend Aristocrats Daily Risk Control 5% Total Return		N/A	Equity/Index	AEL 85LNZLR1WR9SYRVFCH09	07/11/2023	07/11/2024	3	10,393	3244.72	489			20		278				(244)				
S&P 500 Dividend Aristocrats Daily Risk Control 5% Excess Return		N/A	Equity/Index	AEL 85LNZLR1WR9SYRVFCH09	07/11/2023	07/11/2024	384	697,474	1814.94	14,786			616		221				(7,393)				
S&P 500 Dividend Aristocrats Daily Risk Control 5% Excess Return		N/A	Equity/Index	AEL 85LNZLR1WR9SYRVFCH09	07/11/2023	07/11/2025	16	29,100	1814.94	876			456		442				(219)				
S&P 500 Index Option PTP		N/A	Equity/Index	AEL 85LNZLR1WR9SYRVFCH09	07/12/2023	07/11/2025	47	208,113	4472.16	17,736			9,237		31,213				(4,434)				
S&P 500 Dividend Aristocrats Daily Risk Control 5% Total Return		N/A	Equity/Index	AEL 85LNZLR1WR9SYRVFCH09	07/12/2023	07/12/2024	57	184,462	3248.53	8,444			352		4,559				(4,222)				
S&P 500 Dividend Aristocrats Daily Risk Control 5% Excess Return		N/A	Equity/Index	AEL 85LNZLR1WR9SYRVFCH09	07/12/2023	07/12/2024	553	1,004,756	1816.81	21,415			892		296				(10,708)				
S&P 500 Dividend Aristocrats Daily Risk Control 5% Excess Return		N/A	Equity/Index	AEL 85LNZLR1WR9SYRVFCH09	07/12/2023	07/11/2025	47	85,151	1816.81	2,577			1,342		1,259				(644)				
Invesco Dynamic Growth Index		N/A	Equity/Index	AEL 85LNZLR1WR9SYRVFCH09	07/12/2023	07/12/2024	73	190,659	2597.34	4,175			174		2				(2,088)				
Invesco Dynamic Growth Index		N/A	Equity/Index	AEL 85LNZLR1WR9SYRVFCH09	07/12/2023	07/11/2025	46	120,386	2597.34	3,672			1,912		1,073				(918)				
S&P 500 Index Option PTP		N/A	Equity/Index	AEL 85LNZLR1WR9SYRVFCH09	07/12/2023	07/12/2024	1,124	5,025,664	4472.16	241,047			10,044		464,077				(120,524)				
Invesco Dynamic Growth Index		N/A	Equity/Index	AEL 85LNZLR1WR9SYRVFCH09	07/13/2023	07/12/2024	562	1,466,842	2610.06	32,124			1,338		2				(16,062)				
Invesco Dynamic Growth Index		N/A	Equity/Index	AEL 85LNZLR1WR9SYRVFCH09	07/13/2023	07/11/2025	178	463,363	2610.06	14,133			7,361		3,548				(3,533)				
S&P 500 Index Option PTP		N/A	Equity/Index	AEL 85LNZLR1WR9SYRVFCH09	07/13/2023	07/12/2024	637	2,874,536	4510.04	133,315			5,555		256,451				(66,657)				

E06.28

STATEMENT AS OF JUNE 30, 2024 OF THE EAGLE LIFE INSURANCE COMPANY

SCHEDULE DB - PART A - SECTION 1

Showing all Options, Caps, Floors, Collars, Swaps and Forwards Open as of Current Statement Date

1	2	3	4	5	6	7	8	9	10	11	12	13	14	15	16	17	18	19	20	21	22	23	
Description	Description of Item(s) Hedged, Used for Income Generation or Replicated	Schedule/ Exhibit Identifier	Type(s) of Risk(s) (a)	Exchange, Counterparty or Central Clearinghouse	Trade Date	Date of Maturity or Expiration	Number of Contracts	Notional Amount	Strike Price, Rate or Index Received (Paid)	Cumulative Prior Year(s) Initial Cost of Un-discounted Premium (Received) Paid	Current Year Initial Cost of Un-discounted Premium (Received) Paid	Current Year Income	Book/ Adjusted Carrying Value	Code	Fair Value	Unrealized Valuation Increase/ (Decrease)	Total Foreign Exchange Change in B./A.C.V.	Current Year's (Amortization)/ Accretion	Adjustment to Carrying Value of Hedged Item	Potential Exposure	Credit Quality of Reference Entity	Hedge Effectiveness at Inception and at Quarter-end (b)	
S&P 500 Dividend Aristocrats Daily Risk Control 5% Excess Return		N/A	Equity/Index	AEL 85LNZLR1WR9SYRVFCH09	07/13/2023	07/12/2024	842	1,529,902	1818.04	32,616			1,359		386			(16,308)					
S&P 500 Dividend Aristocrats Daily Risk Control 5% Excess Return		N/A	Equity/Index	AEL 85LNZLR1WR9SYRVFCH09	07/13/2023	07/11/2025	141	256,852	1818.04	7,797			4,061		3,729			(1,949)					
S&P 500 Index Option PTPT		N/A	Equity/Index	AEL 85LNZLR1WR9SYRVFCH09	07/14/2023	07/12/2024	805	3,627,692	4505.42	159,978			6,666		292,492			(79,989)					
S&P 500 Index Option PTPT		N/A	Equity/Index	AEL 85LNZLR1WR9SYRVFCH09	07/14/2023	07/15/2024	779	3,507,632	4505.42	155,522			6,480		319,783			(77,761)					
S&P 500 Index Option PTPT		N/A	Equity/Index	AEL 85LNZLR1WR9SYRVFCH09	07/14/2023	07/16/2024	619	2,788,998	4505.42	113,492			4,729		224,905			(56,746)					
Franklin Global Trends Index		N/A	Equity/Index	AEL 85LNZLR1WR9SYRVFCH09	07/17/2023	07/17/2024	635	154,423	243.06	3,614			151		600			(1,807)					
Invesco Dynamic Growth Index		N/A	Equity/Index	AEL 85LNZLR1WR9SYRVFCH09	07/17/2023	07/17/2024	1	2,910	2597.22	64			3					(32)					
Invesco Dynamic Growth Index		N/A	Equity/Index	AEL 85LNZLR1WR9SYRVFCH09	07/17/2023	07/17/2025	385	1,000,276	2597.22	30,508			15,890		9,062			(7,627)					
S&P 500 Index Option PTPT		N/A	Equity/Index	AEL 85LNZLR1WR9SYRVFCH09	07/17/2023	07/17/2024	649	2,937,496	4522.79	158,442			6,602		324,270			(79,221)					
S&P 500 Dividend Aristocrats Daily Risk Control 5% Excess Return		N/A	Equity/Index	AEL 85LNZLR1WR9SYRVFCH09	07/17/2023	07/17/2024	305	553,543	1816.56	11,790			491		313			(5,895)					
S&P 500 Dividend Aristocrats Daily Risk Control 5% Excess Return		N/A	Equity/Index	AEL 85LNZLR1WR9SYRVFCH09	07/17/2023	07/17/2025	58	106,076	1816.56	3,150			1,641		1,592			(788)					
S&P 500 Dividend Aristocrats Daily Risk Control 5% Total Return		N/A	Equity/Index	AEL 85LNZLR1WR9SYRVFCH09	07/14/2023	07/15/2024	91	296,622	3248.16	12,661			528		6,383			(6,331)					
S&P 500 Dividend Aristocrats Daily Risk Control 5% Excess Return		N/A	Equity/Index	AEL 85LNZLR1WR9SYRVFCH09	07/14/2023	07/12/2024	551	1,000,726	1816.07	21,313			888		323			(10,657)					
S&P 500 Dividend Aristocrats Daily Risk Control 5% Excess Return		N/A	Equity/Index	AEL 85LNZLR1WR9SYRVFCH09	07/14/2023	07/14/2025	89	162,094	1816.07	4,921			2,563		2,436			(1,230)					
S&P 500 Dividend Aristocrats Daily Risk Control 5% Excess Return		N/A	Equity/Index	AEL 85LNZLR1WR9SYRVFCH09	07/14/2023	07/15/2024	1,230	2,233,860	1816.07	47,762			1,990		1,073			(23,881)					
S&P 500 Dividend Aristocrats Daily Risk Control 5% Excess Return		N/A	Equity/Index	AEL 85LNZLR1WR9SYRVFCH09	07/14/2023	07/16/2024	315	571,292	1816.07	12,232			510		306			(6,116)					
Franklin Global Trends Index		N/A	Equity/Index	AEL 85LNZLR1WR9SYRVFCH09	07/14/2023	07/14/2025	724	176,041	242.99	5,774			3,007		3,558			(1,444)					
Invesco Dynamic Growth Index		N/A	Equity/Index	AEL 85LNZLR1WR9SYRVFCH09	07/14/2023	07/12/2024	52	135,652	2593.53	2,971			124		2			(1,485)					
Invesco Dynamic Growth Index		N/A	Equity/Index	AEL 85LNZLR1WR9SYRVFCH09	07/14/2023	07/15/2024	80	206,612	2593.53	4,525			189		7			(2,262)					
Invesco Dynamic Growth Index		N/A	Equity/Index	AEL 85LNZLR1WR9SYRVFCH09	07/14/2023	07/14/2025	157	407,944	2593.53	12,442			6,480		3,829			(3,111)					

E06.29

STATEMENT AS OF JUNE 30, 2024 OF THE EAGLE LIFE INSURANCE COMPANY

SCHEDULE DB - PART A - SECTION 1

Showing all Options, Caps, Floors, Collars, Swaps and Forwards Open as of Current Statement Date

1	2	3	4	5	6	7	8	9	10	11	12	13	14	15	16	17	18	19	20	21	22	23		
Description	Description of Item(s) Hedged, Used for Income Generation or Replicated	Schedule/ Exhibit Identifier	Type(s) of Risk(s) (a)	Exchange, Counterparty or Central Clearinghouse	Trade Date	Date of Maturity or Expiration	Number of Contracts	Notional Amount	Strike Price, Rate or Index Received (Paid)	Cumulative Prior Year(s) Initial Cost of Un-discounted Premium (Received) Paid	Current Year Initial Cost of Un-discounted Premium (Received) Paid	Current Year Income	Book/ Adjusted Carrying Value	Code	Fair Value	Unrealized Valuation Increase/ (Decrease)	Total Foreign Exchange Change in B./A.C.V.	Current Year's (Amortization)/ Accretion	Adjustment to Carrying Value of Hedged Item	Potential Exposure	Credit Quality of Reference Entity	Hedge Effectiveness at Inception and at Quarter-end (b)		
Franklin Global Trends Index		N/A	Equity/Index	AEL	85LNZLR1WR9SYRVFCH09	07/18/2023	284	71,688	243.6	1,677			70		221			(839)						
Franklin Global Trends Index		N/A	Equity/Index	AEL	85LNZLR1WR9SYRVFCH09	07/18/2023	3,347	815,368	243.6	26,744			13,929		15,571			(6,686)						
Invesco Dynamic Growth Index		N/A	Equity/Index	AEL	85LNZLR1WR9SYRVFCH09	07/18/2023	581	1,513,528	2607.08	33,146			1,381		26			(16,573)						
Invesco Dynamic Growth Index		N/A	Equity/Index	AEL	85LNZLR1WR9SYRVFCH09	07/18/2023	542	1,414,120	2607.08	43,131			22,464		11,438			(10,783)						
S&P 500 Index Option PTP		N/A	Equity/Index	AEL	85LNZLR1WR9SYRVFCH09	07/18/2023	1,312	5,975,808	4554.98	317,120			13,213		602,340			(158,560)						
S&P 500 Dividend Aristocrats Daily Risk Control 5% Total Return		N/A	Equity/Index	AEL	85LNZLR1WR9SYRVFCH09	07/18/2023	51	165,832	3255.52	7,580			316		3,879			(3,790)						
S&P 500 Dividend Aristocrats Daily Risk Control 5% Excess Return		N/A	Equity/Index	AEL	85LNZLR1WR9SYRVFCH09	07/18/2023	284	516,289	1819.14	10,945			456		250			(5,473)						
S&P 500 Dividend Aristocrats Daily Risk Control 5% Excess Return		N/A	Equity/Index	AEL	85LNZLR1WR9SYRVFCH09	07/18/2023	606	1,102,297	1819.14	32,848			17,109		15,956			(8,212)						
Invesco Dynamic Growth Index		N/A	Equity/Index	AEL	85LNZLR1WR9SYRVFCH09	07/19/2023	216	564,386	2615.14	17,214			8,966		4,144			(4,303)						
S&P 500 Index Option PTP		N/A	Equity/Index	AEL	85LNZLR1WR9SYRVFCH09	07/19/2023	1,104	5,040,663	4565.72	242,658			10,111		461,451			(121,329)						
S&P 500 Index Option PTP		N/A	Equity/Index	AEL	85LNZLR1WR9SYRVFCH09	07/19/2023	65	295,004	4565.72	24,095			12,549		37,303			(6,024)						
Franklin Global Trends Index		N/A	Equity/Index	AEL	85LNZLR1WR9SYRVFCH09	07/19/2023	500	121,716	243.67	2,848			119		376			(1,424)						
Franklin Global Trends Index		N/A	Equity/Index	AEL	85LNZLR1WR9SYRVFCH09	07/19/2023	304	74,097	243.67	2,423			1,262		1,405			(606)						
Invesco Dynamic Growth Index		N/A	Equity/Index	AEL	85LNZLR1WR9SYRVFCH09	07/19/2023	470	1,228,409	2615.14	26,902			1,121		12			(13,451)						
S&P 500 Index Option CLQ		N/A	Equity/Index	AEL	85LNZLR1WR9SYRVFCH09	07/19/2023	2	7,317	4565.72	264			11		258			(132)						
S&P 500 Dividend Aristocrats Daily Risk Control 5% Total Return		N/A	Equity/Index	AEL	85LNZLR1WR9SYRVFCH09	07/19/2023	74	241,104	3261.1	10,450			435		4,525			(5,225)						
S&P 500 Dividend Aristocrats Daily Risk Control 5% Excess Return		N/A	Equity/Index	AEL	85LNZLR1WR9SYRVFCH09	07/19/2023	527	960,787	1822	20,561			857		387			(10,280)						
S&P 500 Dividend Aristocrats Daily Risk Control 5% Excess Return		N/A	Equity/Index	AEL	85LNZLR1WR9SYRVFCH09	07/19/2023	219	398,607	1822	12,078			6,291		5,530			(3,019)						
Franklin Global Trends Index		N/A	Equity/Index	AEL	85LNZLR1WR9SYRVFCH09	07/20/2023	79	19,200	242.86	628			327		395			(157)						
Invesco Dynamic Growth Index		N/A	Equity/Index	AEL	85LNZLR1WR9SYRVFCH09	07/20/2023	375	977,241	2604.99	21,402			892		26			(10,701)						
Invesco Dynamic Growth Index		N/A	Equity/Index	AEL	85LNZLR1WR9SYRVFCH09	07/20/2023	213	555,547	2604.99	16,889			8,796		4,606			(4,222)						
S&P 500 Index Option PTP		N/A	Equity/Index	AEL	85LNZLR1WR9SYRVFCH09	07/20/2023	781	3,543,835	4534.87	150,009			6,250		271,439			(75,005)						

E06.30

STATEMENT AS OF JUNE 30, 2024 OF THE EAGLE LIFE INSURANCE COMPANY

SCHEDULE DB - PART A - SECTION 1

Showing all Options, Caps, Floors, Collars, Swaps and Forwards Open as of Current Statement Date

1	2	3	4	5	6	7	8	9	10	11	12	13	14	15	16	17	18	19	20	21	22	23	
Description	Description of Item(s) Hedged, Used for Income Generation or Replicated	Schedule/ Exhibit Identifier	Type(s) of Risk(s) (a)	Exchange, Counterparty or Central Clearinghouse	Trade Date	Date of Maturity or Expiration	Number of Contracts	Notional Amount	Strike Price, Rate or Index Received (Paid)	Cumulative Prior Year(s) Initial Cost of Un-discounted Premium (Received) Paid	Current Year Initial Cost of Un-discounted Premium (Received) Paid	Current Year Income	Book/ Adjusted Carrying Value	Code	Fair Value	Unrealized Valuation Increase/ (Decrease)	Total Foreign Exchange Change in B./A.C.V.	Current Year's (Amortization)/ Accretion	Adjustment to Carrying Value of Hedged Item	Potential Exposure	Credit Quality of Reference Entity	Hedge Effectiveness at Inception and at Quarter-end (b)	
S&P 500 Dividend Aristocrats Daily Risk Control 5% Excess Return		N/A	Equity/Index	AEL 85LNZLR1WR9SYRVFCH09	.07/20/2023	07/19/2024	836	1,527,734	1826.92	32,388			1,349		371			(16,194)					
S&P 500 Dividend Aristocrats Daily Risk Control 5% Excess Return		N/A	Equity/Index	AEL 85LNZLR1WR9SYRVFCH09	.07/20/2023	07/18/2025	73	134,158	1826.92	4,038			2,103		1,729			(1,010)					
Invesco Dynamic Growth Index		N/A	Equity/Index	AEL 85LNZLR1WR9SYRVFCH09	.07/21/2023	07/19/2024	117	304,245	2602.6	6,663			278		10			(3,331)					
Invesco Dynamic Growth Index		N/A	Equity/Index	AEL 85LNZLR1WR9SYRVFCH09	.07/21/2023	07/21/2025	23	59,317	2602.6	1,803			939		510			(451)					
S&P 500 Index Option PTP		N/A	Equity/Index	AEL 85LNZLR1WR9SYRVFCH09	.07/21/2023	07/19/2024	712	3,230,371	4536.34	128,966			5,374		227,262			(64,483)					
S&P 500 Index Option PTP		N/A	Equity/Index	AEL 85LNZLR1WR9SYRVFCH09	.07/21/2023	07/22/2024	356	1,615,018	4536.34	68,135			2,839		135,610			(34,067)					
S&P 500 Index Option PTP		N/A	Equity/Index	AEL 85LNZLR1WR9SYRVFCH09	.07/21/2023	07/23/2024	656	2,976,086	4536.34	151,030			6,293		324,903			(75,515)					
S&P 500 Dividend Aristocrats Daily Risk Control 5% Total Return		N/A	Equity/Index	AEL 85LNZLR1WR9SYRVFCH09	.07/21/2023	07/19/2024	32	106,079	3274.05	4,676			195		1,720			(2,338)					
S&P 500 Dividend Aristocrats Daily Risk Control 5% Total Return		N/A	Equity/Index	AEL 85LNZLR1WR9SYRVFCH09	.07/21/2023	07/22/2024	11	34,596	3274.05	1,550			65		604			(775)					
S&P 500 Dividend Aristocrats Daily Risk Control 5% Total Return		N/A	Equity/Index	AEL 85LNZLR1WR9SYRVFCH09	.07/21/2023	07/23/2024	10	33,374	3274.05	1,619			67		739			(810)					
S&P 500 Dividend Aristocrats Daily Risk Control 5% Excess Return		N/A	Equity/Index	AEL 85LNZLR1WR9SYRVFCH09	.07/21/2023	07/19/2024	526	961,044	1828.71	20,470			853		192			(10,235)					
S&P 500 Dividend Aristocrats Daily Risk Control 5% Excess Return		N/A	Equity/Index	AEL 85LNZLR1WR9SYRVFCH09	.07/21/2023	07/21/2025	191	349,850	1828.71	10,426			5,430		4,414			(2,606)					
S&P 500 Dividend Aristocrats Daily Risk Control 5% Excess Return		N/A	Equity/Index	AEL 85LNZLR1WR9SYRVFCH09	.07/21/2023	07/22/2024	529	966,876	1828.71	20,594			858		273			(10,297)					
S&P 500 Dividend Aristocrats Daily Risk Control 5% Excess Return		N/A	Equity/Index	AEL 85LNZLR1WR9SYRVFCH09	.07/21/2023	07/23/2024	421	770,730	1828.71	16,494			687		241			(8,247)					
Franklin Global Trends Index		N/A	Equity/Index	AEL 85LNZLR1WR9SYRVFCH09	.07/24/2023	07/24/2024	1,005	244,098	242.99	5,712			238		1,174			(2,856)					
Franklin Global Trends Index		N/A	Equity/Index	AEL 85LNZLR1WR9SYRVFCH09	.07/24/2023	07/24/2025	625	151,846	242.99	4,965			2,586		3,108			(1,241)					
Invesco Dynamic Growth Index		N/A	Equity/Index	AEL 85LNZLR1WR9SYRVFCH09	.07/24/2023	07/24/2024	664	1,728,285	2603.62	37,849			1,577		118			(18,925)					
Invesco Dynamic Growth Index		N/A	Equity/Index	AEL 85LNZLR1WR9SYRVFCH09	.07/24/2023	07/24/2025	478	1,244,124	2603.62	37,946			19,763		10,645			(9,486)					
S&P 500 Index Option PTP		N/A	Equity/Index	AEL 85LNZLR1WR9SYRVFCH09	.07/24/2023	07/24/2024	808	3,680,680	4554.64	192,320			8,013		379,029			(96,160)					

EO6.31

STATEMENT AS OF JUNE 30, 2024 OF THE EAGLE LIFE INSURANCE COMPANY

SCHEDULE DB - PART A - SECTION 1

Showing all Options, Caps, Floors, Collars, Swaps and Forwards Open as of Current Statement Date

1	2	3	4	5	6	7	8	9	10	11	12	13	14	15	16	17	18	19	20	21	22	23	
Description	Description of Item(s) Hedged, Used for Income Generation or Replicated	Schedule/ Exhibit Identifier	Type(s) of Risk(s) (a)	Exchange, Counterparty or Central Clearinghouse	Trade Date	Date of Maturity or Expiration	Number of Contracts	Notional Amount	Strike Price, Rate or Index Received (Paid)	Cumulative Prior Year(s) Initial Cost of Un-discounted Premium (Received) Paid	Current Year Initial Cost of Un-discounted Premium (Received) Paid	Current Year Income	Book/ Adjusted Carrying Value	Code	Fair Value	Unrealized Valuation Increase/ (Decrease)	Total Foreign Exchange Change in B./A.C.V.	Current Year's (Amortization)/ Accretion	Adjustment to Carrying Value of Hedged Item	Potential Exposure	Credit Quality of Reference Entity	Hedge Effectiveness at Inception and at Quarter-end (b)	
S&P 500 Dividend Aristocrats Daily Risk Control 5% Excess Return		N/A	Equity/Index	AEL 85LNZLR1WR9SYRVFCH09	07/24/2023	07/24/2024	487	891,805	1830.32	19,047			794		263			(9,524)					
S&P 500 Dividend Aristocrats Daily Risk Control 5% Excess Return		N/A	Equity/Index	AEL 85LNZLR1WR9SYRVFCH09	07/24/2023	07/24/2025	100	183,901	1830.32	5,571			2,902		2,278			(1,393)					
Franklin Global Trends Index		N/A	Equity/Index	AEL 85LNZLR1WR9SYRVFCH09	07/25/2023	07/25/2025	648	157,500	243.19	5,135			2,674		3,164			(1,284)					
Invesco Dynamic Growth Index		N/A	Equity/Index	AEL 85LNZLR1WR9SYRVFCH09	07/25/2023	07/25/2024	1,019	2,648,712	2600.13	58,007			2,417		268			(29,003)					
Invesco Dynamic Growth Index		N/A	Equity/Index	AEL 85LNZLR1WR9SYRVFCH09	07/25/2023	07/25/2025	359	932,988	2600.13	28,363			14,772		8,334			(7,091)					
S&P 500 Index Option PTPT		N/A	Equity/Index	AEL 85LNZLR1WR9SYRVFCH09	07/25/2023	07/25/2024	1,072	4,894,668	4567.46	230,933			9,622		422,823			(115,466)					
S&P 500 Dividend Aristocrats Daily Risk Control 5% Total Return		N/A	Equity/Index	AEL 85LNZLR1WR9SYRVFCH09	07/25/2023	07/25/2024	14	46,757	3282.35	2,264			94		867			(1,132)					
S&P 500 Dividend Aristocrats Daily Risk Control 5% Excess Return		N/A	Equity/Index	AEL 85LNZLR1WR9SYRVFCH09	07/25/2023	07/25/2024	498	912,677	1832.29	19,531			814		246			(9,766)					
S&P 500 Dividend Aristocrats Daily Risk Control 5% Excess Return		N/A	Equity/Index	AEL 85LNZLR1WR9SYRVFCH09	07/25/2023	07/25/2025	641	1,174,922	1832.29	35,600			18,542		14,153			(8,900)					
Invesco Dynamic Growth Index		N/A	Equity/Index	AEL 85LNZLR1WR9SYRVFCH09	07/26/2023	07/25/2025	135	352,832	2609.38	10,726			5,587		2,829			(2,682)					
S&P 500 Index Option PTPT		N/A	Equity/Index	AEL 85LNZLR1WR9SYRVFCH09	07/26/2023	07/26/2024	1,892	8,638,197	4566.75	428,515			17,855		789,010			(214,258)					
S&P 500 Index Option PTPT		N/A	Equity/Index	AEL 85LNZLR1WR9SYRVFCH09	07/26/2023	07/25/2025	25	114,495	4566.75	9,978			5,197		16,026			(2,494)					
Franklin Global Trends Index		N/A	Equity/Index	AEL 85LNZLR1WR9SYRVFCH09	07/26/2023	07/26/2024	2,066	503,594	243.72	11,734			489		1,882			(5,867)					
Franklin Global Trends Index		N/A	Equity/Index	AEL 85LNZLR1WR9SYRVFCH09	07/26/2023	07/25/2025	384	93,570	243.72	3,050			1,589		1,782			(763)					
Invesco Dynamic Growth Index		N/A	Equity/Index	AEL 85LNZLR1WR9SYRVFCH09	07/26/2023	07/26/2024	315	821,424	2609.38	17,989			750		47			(8,995)					
S&P 500 Dividend Aristocrats Daily Risk Control 5% Total Return		N/A	Equity/Index	AEL 85LNZLR1WR9SYRVFCH09	07/26/2023	07/26/2024	68	224,503	3286.17	10,253			427		3,445			(5,126)					
S&P 500 Dividend Aristocrats Daily Risk Control 5% Excess Return		N/A	Equity/Index	AEL 85LNZLR1WR9SYRVFCH09	07/26/2023	07/26/2024	557	1,021,762	1834.16	21,860			911		254			(10,930)					
S&P 500 Dividend Aristocrats Daily Risk Control 5% Excess Return		N/A	Equity/Index	AEL 85LNZLR1WR9SYRVFCH09	07/26/2023	07/25/2025	45	83,077	1834.16	2,518			1,311		972			(630)					
S&P 500 Index Option PTPT		N/A	Equity/Index	AEL 85LNZLR1WR9SYRVFCH09	07/27/2023	07/26/2024	825	3,744,178	4537.41	155,437			6,477		288,104			(77,719)					

E06.32

STATEMENT AS OF JUNE 30, 2024 OF THE EAGLE LIFE INSURANCE COMPANY

SCHEDULE DB - PART A - SECTION 1

Showing all Options, Caps, Floors, Collars, Swaps and Forwards Open as of Current Statement Date

1	2	3	4	5	6	7	8	9	10	11	12	13	14	15	16	17	18	19	20	21	22	23	
Description	Description of Item(s) Hedged, Used for Income Generation or Replicated	Schedule/ Exhibit Identifier	Type(s) of Risk(s) (a)	Exchange, Counterparty or Central Clearinghouse	Trade Date	Date of Maturity or Expiration	Number of Contracts	Notional Amount	Strike Price, Rate or Index Received (Paid)	Cumulative Prior Year(s) Initial Cost of Un-discounted Premium (Received) Paid	Current Year Initial Cost of Un-discounted Premium (Received) Paid	Current Year Income	Book/ Adjusted Carrying Value	Code	Fair Value	Unrealized Valuation Increase/ (Decrease)	Total Foreign Exchange Change in B./A.C.V.	Current Year's (Amortization)/ Accretion	Adjustment to Carrying Value of Hedged Item	Potential Exposure	Credit Quality of Reference Entity	Hedge Effectiveness at Inception and at Quarter-end (b)	
S&P 500 Dividend Aristocrats Daily Risk Control 5% Total Return		N/A	Equity/Index	AEL 85LNZLR1WR9SYRVFCH09	07/27/2023	07/26/2024	11	34,645	3272.45	1,690			70		802			(845)					
S&P 500 Dividend Aristocrats Daily Risk Control 5% Excess Return		N/A	Equity/Index	AEL 85LNZLR1WR9SYRVFCH09	07/27/2023	07/26/2024	451	823,451	1826.23	17,617			734		415			(8,808)					
S&P 500 Dividend Aristocrats Daily Risk Control 5% Excess Return		N/A	Equity/Index	AEL 85LNZLR1WR9SYRVFCH09	07/27/2023	07/25/2025	33	59,958	1826.23	1,817			947		792			(454)					
Invesco Dynamic Growth Index		N/A	Equity/Index	AEL 85LNZLR1WR9SYRVFCH09	07/27/2023	07/26/2024	200	517,976	2590.91	11,344			473		112			(5,672)					
Invesco Dynamic Growth Index		N/A	Equity/Index	AEL 85LNZLR1WR9SYRVFCH09	07/27/2023	07/25/2025	57	147,036	2590.91	4,470			2,328		1,459			(1,117)					
S&P 500 Dividend Aristocrats Daily Risk Control 5% Excess Return		N/A	Equity/Index	AEL 85LNZLR1WR9SYRVFCH09	07/28/2023	07/29/2024	818	1,497,067	1831.04	32,187			1,341		629			(16,093)					
S&P 500 Dividend Aristocrats Daily Risk Control 5% Excess Return		N/A	Equity/Index	AEL 85LNZLR1WR9SYRVFCH09	07/28/2023	07/30/2024	418	765,036	1831.04	16,448			685		346			(8,224)					
UST 3.375% 05/15/33 Total Return Options		N/A	Equity/Index	AEL 85LNZLR1WR9SYRVFCH09	07/05/2023	07/05/2024	91	33,900	98	371			15		462			(185)					
S&P 500 Index Option PTP		N/A	Equity/Index	AEL 85LNZLR1WR9SYRVFCH09	08/01/2023	08/01/2024	911	4,169,438	4576.73	248,343			31,043		504,520			(124,172)					
S&P 500 Dividend Aristocrats Daily Risk Control 5% Total Return		N/A	Equity/Index	AEL 85LNZLR1WR9SYRVFCH09	08/01/2023	08/01/2024	7	23,639	3278.88	1,112			139		477			(556)					
S&P 500 Dividend Aristocrats Daily Risk Control 5% Excess Return		N/A	Equity/Index	AEL 85LNZLR1WR9SYRVFCH09	08/01/2023	08/01/2024	603	1,103,201	1828.44	23,829			2,979		694			(11,915)					
S&P 500 Dividend Aristocrats Daily Risk Control 5% Excess Return		N/A	Equity/Index	AEL 85LNZLR1WR9SYRVFCH09	08/01/2023	08/01/2025	266	486,587	1828.44	14,744			8,293		6,304			(3,686)					
Franklin Global Trends Index		N/A	Equity/Index	AEL 85LNZLR1WR9SYRVFCH09	08/01/2023	08/01/2024	591	143,287	242.51	3,353			419		943			(1,676)					
Invesco Dynamic Growth Index		N/A	Equity/Index	AEL 85LNZLR1WR9SYRVFCH09	08/01/2023	08/01/2024	85	220,909	2597.12	4,838			605		54			(2,419)					
Invesco Dynamic Growth Index		N/A	Equity/Index	AEL 85LNZLR1WR9SYRVFCH09	08/01/2023	08/01/2025	4	9,474	2597.12	288			162		89			(72)					
Franklin Global Trends Index		N/A	Equity/Index	AEL 85LNZLR1WR9SYRVFCH09	08/02/2023	08/02/2024	408	98,392	241.07	2,302			288		1,008			(1,151)					
Franklin Global Trends Index		N/A	Equity/Index	AEL 85LNZLR1WR9SYRVFCH09	08/02/2023	08/01/2025	866	208,867	241.07	6,809			3,830		5,189			(1,702)					
Invesco Dynamic Growth Index		N/A	Equity/Index	AEL 85LNZLR1WR9SYRVFCH09	08/02/2023	08/02/2024	267	692,019	2589.95	15,155			1,894		275			(7,578)					
Invesco Dynamic Growth Index		N/A	Equity/Index	AEL 85LNZLR1WR9SYRVFCH09	08/02/2023	08/01/2025	189	490,763	2589.95	14,919			8,392		5,000			(3,730)					
S&P 500 Index Option PTP		N/A	Equity/Index	AEL 85LNZLR1WR9SYRVFCH09	08/02/2023	08/02/2024	2,060	9,296,400	4513.39	443,227			55,403		820,639			(221,614)					

E06.33

STATEMENT AS OF JUNE 30, 2024 OF THE EAGLE LIFE INSURANCE COMPANY

SCHEDULE DB - PART A - SECTION 1

Showing all Options, Caps, Floors, Collars, Swaps and Forwards Open as of Current Statement Date

1	2	3	4	5	6	7	8	9	10	11	12	13	14	15	16	17	18	19	20	21	22	23
Description	Description of Item(s) Hedged, Used for Income Generation or Replicated	Schedule/ Exhibit Identifier	Type(s) of Risk(s) (a)	Exchange, Counterparty or Central Clearinghouse	Trade Date	Date of Maturity or Expiration	Number of Contracts	Notional Amount	Strike Price, Rate or Index Received (Paid)	Cumulative Prior Year(s) Initial Cost of Un-discounted Premium (Received) Paid	Current Year Initial Cost of Un-discounted Premium (Received) Paid	Current Year Income	Book/ Adjusted Carrying Value	Code	Fair Value	Unrealized Valuation Increase/ (Decrease)	Total Foreign Exchange Change in B./A.C.V.	Current Year's (Amortization)/ Accretion	Adjustment to Carrying Value of Hedged Item	Potential Exposure	Credit Quality of Reference Entity	Hedge Effectiveness at Inception and at Quarter-end (b)
S&P 500 Index Option PTPT		N/A	Equity/Index	AEL 85LNZLR1WR9SYRVFCH09	.08/02/2023	.08/01/2025	73	327,780	4513.39	26,071			14,665		42,696			(6,518)				
S&P 500 Dividend Aristocrats Daily Risk Control 5% Total Return		N/A	Equity/Index	AEL 85LNZLR1WR9SYRVFCH09	.08/02/2023	.08/02/2024	73	238,228	3275.52	11,099			1,387		4,943			(5,549)				
S&P 500 Dividend Aristocrats Daily Risk Control 5% Excess Return		N/A	Equity/Index	AEL 85LNZLR1WR9SYRVFCH09	.08/02/2023	.08/02/2024	567	1,035,204	1826.3	22,360			2,795		.807			(11,180)				
S&P 500 Dividend Aristocrats Daily Risk Control 5% Excess Return		N/A	Equity/Index	AEL 85LNZLR1WR9SYRVFCH09	.08/02/2023	.08/01/2025	238	435,198	1826.3	13,143			7,393		5,821			(3,286)				
Invesco Dynamic Growth Index		N/A	Equity/Index	AEL 85LNZLR1WR9SYRVFCH09	.08/03/2023	.08/01/2025	95	246,022	2583.09	7,479			4,207		2,704			(1,870)				
S&P 500 Index Option PTPT		N/A	Equity/Index	AEL 85LNZLR1WR9SYRVFCH09	.08/03/2023	.08/02/2024	1,188	5,348,586	4501.89	239,301			29,913		426,337			(119,651)				
S&P 500 Dividend Aristocrats Daily Risk Control 5% Total Return		N/A	Equity/Index	AEL 85LNZLR1WR9SYRVFCH09	.08/03/2023	.08/02/2024	22	72,850	3268	3,286			411		1,544			(1,643)				
S&P 500 Dividend Aristocrats Daily Risk Control 5% Excess Return		N/A	Equity/Index	AEL 85LNZLR1WR9SYRVFCH09	.08/03/2023	.08/02/2024	870	1,585,860	1821.83	34,096			4,262		1,691			(17,048)				
S&P 500 Index Option PTPT		N/A	Equity/Index	AEL 85LNZLR1WR9SYRVFCH09	.08/04/2023	.08/02/2024	1,512	6,771,759	4478.03	235,581			29,448		405,119			(117,790)				
S&P 500 Index Option PTPT		N/A	Equity/Index	AEL 85LNZLR1WR9SYRVFCH09	.08/04/2023	.08/05/2024	642	2,873,718	4478.03	110,198			13,775		217,906			(55,099)				
S&P 500 Index Option PTPT		N/A	Equity/Index	AEL 85LNZLR1WR9SYRVFCH09	.08/04/2023	.08/06/2024	831	3,722,154	4478.03	192,133			24,017		421,762			(96,066)				
S&P 500 Index Option PTPT		N/A	Equity/Index	AEL 85LNZLR1WR9SYRVFCH09	.08/07/2023	.08/07/2024	442	1,997,053	4518.44	121,731			15,216		258,269			(60,866)				
S&P 500 Dividend Aristocrats Daily Risk Control 5% Total Return		N/A	Equity/Index	AEL 85LNZLR1WR9SYRVFCH09	.08/07/2023	.08/07/2024	8	27,075	3275.01	1,315			164		.664			(658)				
S&P 500 Dividend Aristocrats Daily Risk Control 5% Excess Return		N/A	Equity/Index	AEL 85LNZLR1WR9SYRVFCH09	.08/07/2023	.08/07/2024	182	331,395	1824.64	7,120			890		.366			(3,560)				
Franklin Global Trends Index		N/A	Equity/Index	AEL 85LNZLR1WR9SYRVFCH09	.08/08/2023	.08/08/2024	137	32,918	240.97	.770			96		.362			(385)				
Invesco Dynamic Growth Index		N/A	Equity/Index	AEL 85LNZLR1WR9SYRVFCH09	.08/08/2023	.08/08/2024	82	213,036	2594.02	4,665			583		.98			(2,333)				
Invesco Dynamic Growth Index		N/A	Equity/Index	AEL 85LNZLR1WR9SYRVFCH09	.08/08/2023	.08/08/2025	89	230,208	2594.02	7,021			3,950		2,277			(1,755)				
S&P 500 Index Option PTPT		N/A	Equity/Index	AEL 85LNZLR1WR9SYRVFCH09	.08/08/2023	.08/08/2024	765	3,443,861	4499.38	210,049			26,256		420,506			(105,024)				
S&P 500 Dividend Aristocrats Daily Risk Control 5% Total Return		N/A	Equity/Index	AEL 85LNZLR1WR9SYRVFCH09	.08/08/2023	.08/08/2024	11	35,070	3264.36	1,578			197		.817			(789)				

E06.34

STATEMENT AS OF JUNE 30, 2024 OF THE EAGLE LIFE INSURANCE COMPANY

SCHEDULE DB - PART A - SECTION 1

Showing all Options, Caps, Floors, Collars, Swaps and Forwards Open as of Current Statement Date

1	2	3	4	5	6	7	8	9	10	11	12	13	14	15	16	17	18	19	20	21	22	23	
Description	Description of Item(s) Hedged, Used for Income Generation or Replicated	Schedule/ Exhibit Identifier	Type(s) of Risk(s) (a)	Exchange, Counterparty or Central Clearinghouse	Trade Date	Date of Maturity or Expiration	Number of Contracts	Notional Amount	Strike Price, Rate or Index Received (Paid)	Cumulative Prior Year(s) Initial Cost of Un-discounted Premium (Received) Paid	Current Year Initial Cost of Un-discounted Premium (Received) Paid	Current Year Income	Book/ Adjusted Carrying Value	Code	Fair Value	Unrealized Valuation Increase/ (Decrease)	Total Foreign Exchange Change in B./A.C.V.	Current Year's (Amortization)/ Accretion	Adjustment to Carrying Value of Hedged Item	Potential Exposure	Credit Quality of Reference Entity	Hedge Effectiveness at Inception and at Quarter-end (b)	
S&P 500 Dividend Aristocrats Daily Risk Control 5% Excess Return		N/A	Equity/Index	AEL 85LNZLR1WR9SYRVFCH09	08/08/2023	08/08/2024	173	315,091	1818.43	6,869			859		528			(3,434)					
S&P 500 Dividend Aristocrats Daily Risk Control 5% Excess Return		N/A	Equity/Index	AEL 85LNZLR1WR9SYRVFCH09	08/08/2023	08/08/2025	16	28,724	1818.43	873			491		436			(218)					
Franklin Global Trends Index		N/A	Equity/Index	AEL 85LNZLR1WR9SYRVFCH09	08/09/2023	08/09/2024	1,637	394,135	240.82	9,223			1,153		4,536			(4,611)					
Franklin Global Trends Index		N/A	Equity/Index	AEL 85LNZLR1WR9SYRVFCH09	08/09/2023	08/08/2025	281	67,698	240.82	2,214			1,245		1,733			(553)					
Invesco Dynamic Growth Index		N/A	Equity/Index	AEL 85LNZLR1WR9SYRVFCH09	08/09/2023	08/09/2024	619	1,604,315	2590.61	35,134			4,392		919			(17,567)					
Invesco Dynamic Growth Index		N/A	Equity/Index	AEL 85LNZLR1WR9SYRVFCH09	08/09/2023	08/08/2025	160	413,792	2590.61	12,621			7,099		4,249			(3,155)					
S&P 500 Index Option PTP		N/A	Equity/Index	AEL 85LNZLR1WR9SYRVFCH09	08/09/2023	08/09/2024	1,634	7,300,199	4467.71	322,696			40,337		587,553			(161,348)					
S&P 500 Index Option PTP		N/A	Equity/Index	AEL 85LNZLR1WR9SYRVFCH09	08/09/2023	08/08/2025	68	303,841	4467.71	31,630			17,792		54,206			(7,907)					
S&P 500 Dividend Aristocrats Daily Risk Control 5% Total Return		N/A	Equity/Index	AEL 85LNZLR1WR9SYRVFCH09	08/09/2023	08/09/2024	102	332,982	3263.92	15,273			1,909		8,170			(7,636)					
S&P 500 Dividend Aristocrats Daily Risk Control 5% Excess Return		N/A	Equity/Index	AEL 85LNZLR1WR9SYRVFCH09	08/09/2023	08/09/2024	786	1,428,778	1817.91	31,290			3,911		2,552			(15,645)					
S&P 500 Dividend Aristocrats Daily Risk Control 5% Excess Return		N/A	Equity/Index	AEL 85LNZLR1WR9SYRVFCH09	08/09/2023	08/08/2025	24	44,021	1817.91	1,347			758		674			(337)					
S&P 500 Index Option PTP		N/A	Equity/Index	AEL 85LNZLR1WR9SYRVFCH09	08/10/2023	08/09/2024	605	2,702,473	4468.83	94,106			11,763		171,093			(47,053)					
S&P 500 Dividend Aristocrats Daily Risk Control 5% Excess Return		N/A	Equity/Index	AEL 85LNZLR1WR9SYRVFCH09	08/10/2023	08/09/2024	390	708,374	1815.35	15,301			1,913		1,462			(7,650)					
Franklin Global Trends Index		N/A	Equity/Index	AEL 85LNZLR1WR9SYRVFCH09	08/10/2023	08/09/2024	321	77,221	240.69	1,799			225		917			(900)					
Invesco Dynamic Growth Index		N/A	Equity/Index	AEL 85LNZLR1WR9SYRVFCH09	08/10/2023	08/09/2024	114	294,373	2583.76	6,447			806		234			(3,223)					
Invesco Dynamic Growth Index		N/A	Equity/Index	AEL 85LNZLR1WR9SYRVFCH09	08/10/2023	08/08/2025	111	287,161	2583.76	8,758			4,927		3,178			(2,190)					
S&P 500 Index Option PTP		N/A	Equity/Index	AEL 85LNZLR1WR9SYRVFCH09	08/11/2023	08/09/2024	1,000	4,464,188	4464.05	181,746			22,718		314,839			(90,873)					
S&P 500 Index Option PTP		N/A	Equity/Index	AEL 85LNZLR1WR9SYRVFCH09	08/11/2023	08/12/2024	432	1,928,447	4464.05	62,643			7,830		112,071			(31,321)					
S&P 500 Index Option PTP		N/A	Equity/Index	AEL 85LNZLR1WR9SYRVFCH09	08/11/2023	08/13/2024	310	1,384,375	4464.05	77,373			9,672		176,123			(38,686)					
S&P 500 Index Option PTP		N/A	Equity/Index	AEL 85LNZLR1WR9SYRVFCH09	08/14/2023	08/14/2024	936	4,201,302	4489.72	213,492			26,686		406,620			(106,746)					
S&P 500 Dividend Aristocrats Daily Risk Control 5% Total Return		N/A	Equity/Index	AEL 85LNZLR1WR9SYRVFCH09	08/04/2023	08/02/2024	16	53,786	3260.15	2,315			289		1,141			(1,158)					

E06.35

STATEMENT AS OF JUNE 30, 2024 OF THE EAGLE LIFE INSURANCE COMPANY

SCHEDULE DB - PART A - SECTION 1

Showing all Options, Caps, Floors, Collars, Swaps and Forwards Open as of Current Statement Date

1	2	3	4	5	6	7	8	9	10	11	12	13	14	15	16	17	18	19	20	21	22	23	
Description	Description of Item(s) Hedged, Used for Income Generation or Replicated	Schedule/ Exhibit Identifier	Type(s) of Risk(s) (a)	Exchange, Counterparty or Central Clearinghouse	Trade Date	Date of Maturity or Expiration	Number of Contracts	Notional Amount	Strike Price, Rate or Index Received (Paid)	Cumulative Prior Year(s) Initial Cost of Un-discounted Premium (Received) Paid	Current Year Initial Cost of Un-discounted Premium (Received) Paid	Current Year Income	Book/ Adjusted Carrying Value	Code	Fair Value	Unrealized Valuation Increase/ (Decrease)	Total Foreign Exchange Change in B./A.C.V.	Current Year's (Amortization)/ Accretion	Adjustment to Carrying Value of Hedged Item	Potential Exposure	Credit Quality of Reference Entity	Hedge Effectiveness at Inception and at Quarter-end (b)	
S&P 500 Dividend Aristocrats Daily Risk Control 5% Total Return		N/A	Equity/Index	AEL 85LNZLR1WR9SYRVFCH09	08/04/2023	08/05/2024	100	325,494	3260.15	12,976			1,622		5,726			(6,488)					
S&P 500 Dividend Aristocrats Daily Risk Control 5% Total Return		N/A	Equity/Index	AEL 85LNZLR1WR9SYRVFCH09	08/04/2023	08/06/2024	164	533,471	3260.15	23,121			2,890		11,700			(11,560)					
S&P 500 Dividend Aristocrats Daily Risk Control 5% Excess Return		N/A	Equity/Index	AEL 85LNZLR1WR9SYRVFCH09	08/04/2023	08/02/2024	529	960,696	1817.17	20,569			2,571		1,396			(10,284)					
S&P 500 Dividend Aristocrats Daily Risk Control 5% Excess Return		N/A	Equity/Index	AEL 85LNZLR1WR9SYRVFCH09	08/04/2023	08/04/2025	67	121,410	1817.17	3,699			2,081		1,865			(925)					
S&P 500 Dividend Aristocrats Daily Risk Control 5% Excess Return		N/A	Equity/Index	AEL 85LNZLR1WR9SYRVFCH09	08/04/2023	08/05/2024	435	790,978	1817.17	17,002			2,125		1,289			(8,501)					
S&P 500 Dividend Aristocrats Daily Risk Control 5% Excess Return		N/A	Equity/Index	AEL 85LNZLR1WR9SYRVFCH09	08/04/2023	08/06/2024	473	860,040	1817.17	18,513			2,314		1,452			(9,257)					
Franklin Global Trends Index		N/A	Equity/Index	AEL 85LNZLR1WR9SYRVFCH09	08/04/2023	08/02/2024	994	239,747	241.13	5,586			698		2,416			(2,793)					
Franklin Global Trends Index		N/A	Equity/Index	AEL 85LNZLR1WR9SYRVFCH09	08/04/2023	08/04/2025	941	227,022	241.13	7,424			4,176		5,625			(1,856)					
Invesco Dynamic Growth Index		N/A	Equity/Index	AEL 85LNZLR1WR9SYRVFCH09	08/04/2023	08/02/2024	226	586,532	2591.97	12,845			1,606		208			(6,423)					
Invesco Dynamic Growth Index		N/A	Equity/Index	AEL 85LNZLR1WR9SYRVFCH09	08/04/2023	08/04/2025	257	667,320	2591.97	20,353			11,449		6,692			(5,088)					
S&P 500 Dividend Aristocrats Daily Risk Control 5% Total Return		N/A	Equity/Index	AEL 85LNZLR1WR9SYRVFCH09	08/11/2023	08/13/2024	1	2,657	3262.39	132			17		78			(66)					
S&P 500 Dividend Aristocrats Daily Risk Control 5% Excess Return		N/A	Equity/Index	AEL 85LNZLR1WR9SYRVFCH09	08/11/2023	08/09/2024	507	920,238	1816.5	19,969			2,496		1,781			(9,985)					
S&P 500 Dividend Aristocrats Daily Risk Control 5% Excess Return		N/A	Equity/Index	AEL 85LNZLR1WR9SYRVFCH09	08/11/2023	08/11/2025	144	261,275	1816.5	7,838			4,409		4,101			(1,960)					
S&P 500 Dividend Aristocrats Daily Risk Control 5% Excess Return		N/A	Equity/Index	AEL 85LNZLR1WR9SYRVFCH09	08/11/2023	08/12/2024	905	1,644,022	1816.5	35,675			4,459		3,473			(17,838)					
S&P 500 Dividend Aristocrats Daily Risk Control 5% Excess Return		N/A	Equity/Index	AEL 85LNZLR1WR9SYRVFCH09	08/11/2023	08/12/2025	5	8,645	1816.5	259			146		136			(65)					
S&P 500 Dividend Aristocrats Daily Risk Control 5% Excess Return		N/A	Equity/Index	AEL 85LNZLR1WR9SYRVFCH09	08/11/2023	08/13/2024	397	720,602	1816.5	15,637			1,955		1,565			(7,819)					
Franklin Global Trends Index		N/A	Equity/Index	AEL 85LNZLR1WR9SYRVFCH09	08/11/2023	08/09/2024	715	171,722	240.12	4,001			500		2,333			(2,001)					

E06.36

STATEMENT AS OF JUNE 30, 2024 OF THE EAGLE LIFE INSURANCE COMPANY

SCHEDULE DB - PART A - SECTION 1

Showing all Options, Caps, Floors, Collars, Swaps and Forwards Open as of Current Statement Date

1	2	3	4	5	6	7	8	9	10	11	12	13	14	15	16	17	18	19	20	21	22	23	
Description	Description of Item(s) Hedged, Used for Income Generation or Replicated	Schedule/ Exhibit Identifier	Type(s) of Risk(s) (a)	Exchange, Counterparty or Central Clearinghouse	Trade Date	Date of Maturity or Expiration	Number of Contracts	Notional Amount	Strike Price, Rate or Index Received (Paid)	Cumulative Prior Year(s) Initial Cost of Un-discounted Premium (Received) Paid	Current Year Initial Cost of Un-discounted Premium (Received) Paid	Current Year Income	Book/ Adjusted Carrying Value	Code	Fair Value	Unrealized Valuation Increase/ (Decrease)	Total Foreign Exchange Change in B./A.C.V.	Current Year's (Amortization)/ Accretion	Adjustment to Carrying Value of Hedged Item	Potential Exposure	Credit Quality of Reference Entity	Hedge Effectiveness at Inception and at Quarter-end (b)	
Invesco Dynamic Growth Index		N/A	Equity/Index	AEL 85LNZLR1WR9SYRVFCH09	08/11/2023	08/09/2024	144	372,035	257.76	8,148			1,018		391			(4,074)					
Invesco Dynamic Growth Index		N/A	Equity/Index	AEL 85LNZLR1WR9SYRVFCH09	08/11/2023	08/11/2025	57	147,536	257.76	4,485			2,523		1,755			(1,121)					
S&P 500 Dividend Aristocrats Daily Risk Control 5% Total Return		N/A	Equity/Index	AEL 85LNZLR1WR9SYRVFCH09	08/14/2023	08/14/2024	3	11,171	3260.76	509			64		283			(255)					
S&P 500 Dividend Aristocrats Daily Risk Control 5% Excess Return		N/A	Equity/Index	AEL 85LNZLR1WR9SYRVFCH09	08/14/2023	08/14/2024	425	770,910	1814.78	16,806			2,101		1,879			(8,403)					
S&P 500 Dividend Aristocrats Daily Risk Control 5% Excess Return		N/A	Equity/Index	AEL 85LNZLR1WR9SYRVFCH09	08/14/2023	08/14/2025	80	145,500	1814.78	4,438			2,496		2,351			(1,109)					
Franklin Global Trends Index		N/A	Equity/Index	AEL 85LNZLR1WR9SYRVFCH09	08/14/2023	08/14/2024	190	45,640	239.73	1,068			133		691			(534)					
Invesco Dynamic Growth Index		N/A	Equity/Index	AEL 85LNZLR1WR9SYRVFCH09	08/14/2023	08/14/2024	353	907,635	2573.31	19,877			2,485		1,358			(9,939)					
Invesco Dynamic Growth Index		N/A	Equity/Index	AEL 85LNZLR1WR9SYRVFCH09	08/14/2023	08/14/2025	424	1,092,009	2573.31	33,197			18,673		13,666			(8,299)					
S&P 500 Index Option PTP		N/A	Equity/Index	AEL 85LNZLR1WR9SYRVFCH09	08/15/2023	08/15/2024	662	2,935,738	4437.86	162,465			20,308		313,629			(81,233)					
S&P 500 Index Option PTP		N/A	Equity/Index	AEL 85LNZLR1WR9SYRVFCH09	08/15/2023	08/15/2025	52	230,949	4437.86	12,425			6,989		17,678			(3,106)					
S&P 500 Dividend Aristocrats Daily Risk Control 5% Excess Return		N/A	Equity/Index	AEL 85LNZLR1WR9SYRVFCH09	08/15/2023	08/15/2024	331	597,736	1804.27	13,031			1,629		2,468			(6,515)					
S&P 500 Dividend Aristocrats Daily Risk Control 5% Excess Return		N/A	Equity/Index	AEL 85LNZLR1WR9SYRVFCH09	08/15/2023	08/15/2025	823	1,485,056	1804.27	45,294			25,478		27,746			(11,324)					
Franklin Global Trends Index		N/A	Equity/Index	AEL 85LNZLR1WR9SYRVFCH09	08/15/2023	08/15/2024	947	225,996	238.58	5,288			661		4,307			(2,644)					
Franklin Global Trends Index		N/A	Equity/Index	AEL 85LNZLR1WR9SYRVFCH09	08/15/2023	08/15/2025	268	64,000	238.58	2,093			1,177		2,007			(523)					
Invesco Dynamic Growth Index		N/A	Equity/Index	AEL 85LNZLR1WR9SYRVFCH09	08/15/2023	08/15/2024	357	912,626	2557.58	19,987			2,498		2,519			(9,993)					
Invesco Dynamic Growth Index		N/A	Equity/Index	AEL 85LNZLR1WR9SYRVFCH09	08/15/2023	08/15/2025	361	923,224	2557.58	28,066			15,787		13,598			(7,017)					
S&P 500 Index Option PTP		N/A	Equity/Index	AEL 85LNZLR1WR9SYRVFCH09	08/16/2023	08/16/2024	842	3,709,079	4404.33	162,509			20,314		323,033			(81,254)					
S&P 500 Index Option PTP		N/A	Equity/Index	AEL 85LNZLR1WR9SYRVFCH09	08/16/2023	08/15/2025	29	128,860	4404.33	12,422			6,988		23,135			(3,106)					
S&P Digital		N/A	Equity/Index	AEL 85LNZLR1WR9SYRVFCH09	08/16/2023	08/16/2024	1	6,112	4404.33	64			8		91			(32)					
S&P 500 Dividend Aristocrats Daily Risk Control 5% Total Return		N/A	Equity/Index	AEL 85LNZLR1WR9SYRVFCH09	08/16/2023	08/16/2024	111	360,875	3237.9	16,682			2,085		11,935			(8,341)					
S&P 500 Dividend Aristocrats Daily Risk Control 5% Excess Return		N/A	Equity/Index	AEL 85LNZLR1WR9SYRVFCH09	08/16/2023	08/16/2024	320	575,895	1801.51	12,670			1,584		2,729			(6,335)					

E06.37

STATEMENT AS OF JUNE 30, 2024 OF THE EAGLE LIFE INSURANCE COMPANY

SCHEDULE DB - PART A - SECTION 1

Showing all Options, Caps, Floors, Collars, Swaps and Forwards Open as of Current Statement Date

1	2	3	4	5	6	7	8	9	10	11	12	13	14	15	16	17	18	19	20	21	22	23	
Description	Description of Item(s) Hedged, Used for Income Generation or Replicated	Schedule/ Exhibit Identifier	Type(s) of Risk(s) (a)	Exchange, Counterparty or Central Clearinghouse	Trade Date	Date of Maturity or Expiration	Number of Contracts	Notional Amount	Strike Price, Rate or Index Received (Paid)	Cumulative Prior Year(s) Initial Cost of Un-discounted Premium (Received) Paid	Current Year Initial Cost of Un-discounted Premium (Received) Paid	Current Year Income	Book/ Adjusted Carrying Value	Code	Fair Value	Unrealized Valuation Increase/ (Decrease)	Total Foreign Exchange Change in B./A.C.V.	Current Year's (Amortization)/ Accretion	Adjustment to Carrying Value of Hedged Item	Potential Exposure	Credit Quality of Reference Entity	Hedge Effectiveness at Inception and at Quarter-end (b)	
S&P 500 Dividend Aristocrats Daily Risk Control 5% Excess Return		N/A	Equity/Index	AEL 85LNZLR1WR9SYRVFCH09	08/16/2023	08/15/2025	435	784,312	1801.51	23,922			13,456		15,202			(5,980)					
Invesco Dynamic Growth Index		N/A	Equity/Index	AEL 85LNZLR1WR9SYRVFCH09	08/16/2023	08/16/2024	93	235,817	2548.14	5,164			646		909			(2,582)					
Invesco Dynamic Growth Index		N/A	Equity/Index	AEL 85LNZLR1WR9SYRVFCH09	08/16/2023	08/15/2025	287	730,481	2548.14	22,207			12,491		11,815			(5,552)					
S&P 500 Index Option PTP		N/A	Equity/Index	AEL 85LNZLR1WR9SYRVFCH09	08/17/2023	08/16/2024	922	4,027,786	4370.36	174,713			21,839		328,592			(87,356)					
S&P 500 Dividend Aristocrats Daily Risk Control 5% Total Return		N/A	Equity/Index	AEL 85LNZLR1WR9SYRVFCH09	08/17/2023	08/16/2024	60	195,264	3227.97	9,353			1,169		7,377			(4,677)					
S&P 500 Dividend Aristocrats Daily Risk Control 5% Excess Return		N/A	Equity/Index	AEL 85LNZLR1WR9SYRVFCH09	08/17/2023	08/16/2024	364	654,027	1795.71	14,258			1,782		3,942			(7,129)					
S&P 500 Dividend Aristocrats Daily Risk Control 5% Excess Return		N/A	Equity/Index	AEL 85LNZLR1WR9SYRVFCH09	08/17/2023	08/15/2025	4	6,790	1795.71	206			116		142			(51)					
Invesco Dynamic Growth Index		N/A	Equity/Index	AEL 85LNZLR1WR9SYRVFCH09	08/17/2023	08/16/2024	76	193,095	2539.41	4,229			529		973			(2,114)					
Invesco Dynamic Growth Index		N/A	Equity/Index	AEL 85LNZLR1WR9SYRVFCH09	08/17/2023	08/15/2025	64	163,235	2539.41	4,946			2,782		2,873			(1,237)					
S&P 500 Index Option PTP		N/A	Equity/Index	AEL 85LNZLR1WR9SYRVFCH09	08/18/2023	08/16/2024	806	3,521,296	4369.71	113,682			14,210		201,121			(56,841)					
S&P 500 Index Option PTP		N/A	Equity/Index	AEL 85LNZLR1WR9SYRVFCH09	08/18/2023	08/19/2024	393	1,716,082	4369.71	61,789			7,724		124,304			(30,895)					
Invesco Dynamic Growth Index		N/A	Equity/Index	AEL 85LNZLR1WR9SYRVFCH09	08/18/2023	08/19/2024	185	470,905	2544.54	10,313			1,289		2,127			(5,156)					
Invesco Dynamic Growth Index		N/A	Equity/Index	AEL 85LNZLR1WR9SYRVFCH09	08/18/2023	08/18/2025	249	633,600	2544.54	19,261			10,835		10,658			(4,815)					
S&P 500 Index Option PTP		N/A	Equity/Index	AEL 85LNZLR1WR9SYRVFCH09	08/21/2023	08/21/2024	1,052	4,627,571	4399.77	239,642			29,955		486,561			(119,821)					
S&P 500 Dividend Aristocrats Daily Risk Control 5% Total Return		N/A	Equity/Index	AEL 85LNZLR1WR9SYRVFCH09	08/21/2023	08/21/2024	14	43,555	3223.84	1,839			230		1,429			(920)					
S&P 500 Dividend Aristocrats Daily Risk Control 5% Excess Return		N/A	Equity/Index	AEL 85LNZLR1WR9SYRVFCH09	08/21/2023	08/21/2024	576	1,032,640	1792.33	22,284			2,786		7,508			(11,142)					
S&P 500 Dividend Aristocrats Daily Risk Control 5% Excess Return		N/A	Equity/Index	AEL 85LNZLR1WR9SYRVFCH09	08/21/2023	08/21/2025	261	468,506	1792.33	14,313			8,051		10,309			(3,578)					
Franklin Global Trends Index		N/A	Equity/Index	AEL 85LNZLR1WR9SYRVFCH09	08/21/2023	08/21/2025	677	160,446	237.03	5,231			2,942		5,737			(1,308)					
Invesco Dynamic Growth Index		N/A	Equity/Index	AEL 85LNZLR1WR9SYRVFCH09	08/21/2023	08/21/2024	83	211,272	2538.23	4,627			578		1,176			(2,313)					
Invesco Dynamic Growth Index		N/A	Equity/Index	AEL 85LNZLR1WR9SYRVFCH09	08/21/2023	08/21/2025	219	555,783	2538.23	16,896			9,504		9,971			(4,224)					
S&P 500 Index Option PTP		N/A	Equity/Index	AEL 85LNZLR1WR9SYRVFCH09	08/22/2023	08/22/2024	442	1,938,438	4387.55	115,995			14,499		254,467			(57,998)					

E06.38

STATEMENT AS OF JUNE 30, 2024 OF THE EAGLE LIFE INSURANCE COMPANY

SCHEDULE DB - PART A - SECTION 1

Showing all Options, Caps, Floors, Collars, Swaps and Forwards Open as of Current Statement Date

1	2	3	4	5	6	7	8	9	10	11	12	13	14	15	16	17	18	19	20	21	22	23	
Description	Description of Item(s) Hedged, Used for Income Generation or Replicated	Schedule/ Exhibit Identifier	Type(s) of Risk(s) (a)	Exchange, Counterparty or Central Clearinghouse	Trade Date	Date of Maturity or Expiration	Number of Contracts	Notional Amount	Strike Price, Rate or Index Received (Paid)	Cumulative Prior Year(s) Initial Cost of Un-discounted Premium (Received) Paid	Current Year Initial Cost of Un-discounted Premium (Received) Paid	Current Year Income	Book/ Adjusted Carrying Value	Code	Fair Value	Unrealized Valuation Increase/ (Decrease)	Total Foreign Exchange Change in B./A.C.V.	Current Year's (Amortization)/ Accretion	Adjustment to Carrying Value of Hedged Item	Potential Exposure	Credit Quality of Reference Entity	Hedge Effectiveness at Inception and at Quarter-end (b)	
S&P 500 Index Option PTPT		N/A	Equity/Index	AEL 85LNZLR1WR9SYRVFCH09	08/18/2023	08/20/2024	570	2,490,188	4369.71	105,889			13,236		226,905			(52,944)					
S&P 500 Dividend Aristocrats Daily Risk Control 5% Total Return		N/A	Equity/Index	AEL 85LNZLR1WR9SYRVFCH09	08/18/2023	08/16/2024	19	60,083	3230.19	2,707			338		2,086			(1,354)					
S&P 500 Dividend Aristocrats Daily Risk Control 5% Total Return		N/A	Equity/Index	AEL 85LNZLR1WR9SYRVFCH09	08/18/2023	08/19/2024	14	45,247	3230.19	1,968			246		1,487			(984)					
S&P 500 Dividend Aristocrats Daily Risk Control 5% Total Return		N/A	Equity/Index	AEL 85LNZLR1WR9SYRVFCH09	08/18/2023	08/20/2024	1	2,587	3230.19	127			16		104			(63)					
S&P 500 Dividend Aristocrats Daily Risk Control 5% Excess Return		N/A	Equity/Index	AEL 85LNZLR1WR9SYRVFCH09	08/18/2023	08/16/2024	668	1,200,463	1796.67	26,170			3,271		6,962			(13,085)					
S&P 500 Dividend Aristocrats Daily Risk Control 5% Excess Return		N/A	Equity/Index	AEL 85LNZLR1WR9SYRVFCH09	08/18/2023	08/18/2025	186	333,767	1796.67	9,980			5,614		6,920			(2,495)					
S&P 500 Dividend Aristocrats Daily Risk Control 5% Excess Return		N/A	Equity/Index	AEL 85LNZLR1WR9SYRVFCH09	08/18/2023	08/19/2024	673	1,209,614	1796.67	26,370			3,296		7,294			(13,185)					
S&P 500 Dividend Aristocrats Daily Risk Control 5% Excess Return		N/A	Equity/Index	AEL 85LNZLR1WR9SYRVFCH09	08/18/2023	08/20/2024	198	355,563	1796.67	7,751			969		2,171			(3,876)					
Franklin Global Trends Index		N/A	Equity/Index	AEL 85LNZLR1WR9SYRVFCH09	08/18/2023	08/16/2024	304	72,199	237.32	1,682			210		1,713			(841)					
Invesco Dynamic Growth Index		N/A	Equity/Index	AEL 85LNZLR1WR9SYRVFCH09	08/18/2023	08/16/2024	205	522,688	2544.54	11,447			1,431		2,255			(5,723)					
S&P 500 Dividend Aristocrats Daily Risk Control 5% Excess Return		N/A	Equity/Index	AEL 85LNZLR1WR9SYRVFCH09	08/22/2023	08/22/2024	272	486,373	1791.13	10,652			1,331		3,730			(5,326)					
S&P 500 Dividend Aristocrats Daily Risk Control 5% Excess Return		N/A	Equity/Index	AEL 85LNZLR1WR9SYRVFCH09	08/22/2023	08/22/2025	41	73,852	1791.13	2,216			1,246		1,652			(554)					
Franklin Global Trends Index		N/A	Equity/Index	AEL 85LNZLR1WR9SYRVFCH09	08/22/2023	08/22/2024	356	84,338	237.05	1,965			246		2,107			(983)					
Invesco Dynamic Growth Index		N/A	Equity/Index	AEL 85LNZLR1WR9SYRVFCH09	08/22/2023	08/22/2024	278	703,696	2529.86	15,411			1,926		4,954			(7,705)					
Invesco Dynamic Growth Index		N/A	Equity/Index	AEL 85LNZLR1WR9SYRVFCH09	08/22/2023	08/22/2025	273	691,201	2529.86	20,943			11,781		13,426			(5,236)					
S&P 500 Index Option PTPT		N/A	Equity/Index	AEL 85LNZLR1WR9SYRVFCH09	08/23/2023	08/23/2024	1,403	6,222,278	4436.01	303,728			37,966		581,483			(151,864)					
S&P 500 Index Option PTPT		N/A	Equity/Index	AEL 85LNZLR1WR9SYRVFCH09	08/23/2023	08/22/2025	16	72,208	4436.01	4,822			2,712		7,666			(1,205)					
S&P 500 Index Option PTPT		N/A	Equity/Index	AEL 85LNZLR1WR9SYRVFCH09	08/23/2023	08/23/2028	35	154,751	4436.01	28,552			23,555		36,003			(2,855)					
S&P 500 Index Option PTPT		N/A	Equity/Index	AEL 85LNZLR1WR9SYRVFCH09	08/24/2023	08/23/2024	974	4,264,051	4376.31	173,322			21,665		335,882			(86,661)					

E06.39

STATEMENT AS OF JUNE 30, 2024 OF THE EAGLE LIFE INSURANCE COMPANY

SCHEDULE DB - PART A - SECTION 1

Showing all Options, Caps, Floors, Collars, Swaps and Forwards Open as of Current Statement Date

1	2	3	4	5	6	7	8	9	10	11	12	13	14	15	16	17	18	19	20	21	22	23	
Description	Description of Item(s) Hedged, Used for Income Generation or Replicated	Schedule/ Exhibit Identifier	Type(s) of Risk(s) (a)	Exchange, Counterparty or Central Clearinghouse	Trade Date	Date of Maturity or Expiration	Number of Contracts	Notional Amount	Strike Price, Rate or Index Received (Paid)	Cumulative Prior Year(s) Initial Cost of Un-discounted Premium (Received) Paid	Current Year Initial Cost of Un-discounted Premium (Received) Paid	Current Year Income	Book/ Adjusted Carrying Value	Code	Fair Value	Unrealized Valuation Increase/ (Decrease)	Total Foreign Exchange Change in B./A.C.V.	Current Year's (Amortization)/ Accretion	Adjustment to Carrying Value of Hedged Item	Potential Exposure	Credit Quality of Reference Entity	Hedge Effectiveness at Inception and at Quarter-end (b)	
S&P 500 Dividend Aristocrats Daily Risk Control 5% Excess Return		N/A	Equity/Index	AEL 85LNZLR1WR9SYRVFCH09	08/24/2023	08/23/2024	440	788,044	1791.11	17,179			2,147		6,107			(8,590)					
S&P 500 Dividend Aristocrats Daily Risk Control 5% Excess Return		N/A	Equity/Index	AEL 85LNZLR1WR9SYRVFCH09	08/24/2023	08/22/2025	34	60,999	1791.11	1,848			1,040		1,365			(462)					
Franklin Global Trends Index		N/A	Equity/Index	AEL 85LNZLR1WR9SYRVFCH09	08/24/2023	08/22/2025	403	96,000	237.93	3,130			1,760		3,193			(782)					
Invesco Dynamic Growth Index		N/A	Equity/Index	AEL 85LNZLR1WR9SYRVFCH09	08/24/2023	08/23/2024	85	216,561	2536.08	4,743			593		1,309			(2,371)					
Invesco Dynamic Growth Index		N/A	Equity/Index	AEL 85LNZLR1WR9SYRVFCH09	08/24/2023	08/22/2025	152	385,465	2536.08	11,680			6,570		7,066			(2,920)					
S&P 500 Index Option PTP		N/A	Equity/Index	AEL 85LNZLR1WR9SYRVFCH09	08/25/2023	08/23/2024	1,168	5,147,452	4405.71	181,207			22,651		311,147			(90,604)					
S&P 500 Index Option PTP		N/A	Equity/Index	AEL 85LNZLR1WR9SYRVFCH09	08/25/2023	08/26/2024	800	3,523,875	4405.71	121,784			15,223		233,328			(60,892)					
S&P 500 Index Option PTP		N/A	Equity/Index	AEL 85LNZLR1WR9SYRVFCH09	08/25/2023	08/27/2024	541	2,383,456	4405.71	92,426			11,553		189,662			(46,213)					
S&P 500 Dividend Aristocrats Daily Risk Control 5% Total Return		N/A	Equity/Index	AEL 85LNZLR1WR9SYRVFCH09	08/25/2023	08/26/2024	24	78,949	3232.96	3,584			448		2,621			(1,792)					
S&P 500 Dividend Aristocrats Daily Risk Control 5% Excess Return		N/A	Equity/Index	AEL 85LNZLR1WR9SYRVFCH09	08/28/2023	08/28/2024	312	561,940	1800.62	12,250			1,531		3,252			(6,125)					
Invesco Dynamic Growth Index		N/A	Equity/Index	AEL 85LNZLR1WR9SYRVFCH09	08/28/2023	08/28/2024	145	369,726	2544.05	8,097			1,012		1,909			(4,049)					
Invesco Dynamic Growth Index		N/A	Equity/Index	AEL 85LNZLR1WR9SYRVFCH09	08/28/2023	08/28/2025	124	316,578	2544.05	9,592			5,396		5,424			(2,398)					
S&P 500 Index Option PTP		N/A	Equity/Index	AEL 85LNZLR1WR9SYRVFCH09	08/29/2023	08/29/2024	727	3,271,186	4497.63	169,767			21,221		315,840			(84,883)					
S&P 500 Dividend Aristocrats Daily Risk Control 5% Excess Return		N/A	Equity/Index	AEL 85LNZLR1WR9SYRVFCH09	08/29/2023	08/29/2024	186	336,067	1808.95	7,326			916		1,424			(3,663)					
S&P 500 Dividend Aristocrats Daily Risk Control 5% Excess Return		N/A	Equity/Index	AEL 85LNZLR1WR9SYRVFCH09	08/29/2023	08/29/2025	63	114,201	1808.95	3,415			1,921		2,046			(854)					
Franklin Global Trends Index		N/A	Equity/Index	AEL 85LNZLR1WR9SYRVFCH09	08/29/2023	08/29/2024	804	192,817	239.88	4,493			562		3,008			(2,246)					
Franklin Global Trends Index		N/A	Equity/Index	AEL 85LNZLR1WR9SYRVFCH09	08/29/2023	08/29/2025	1,590	381,369	239.88	12,433			6,993		10,815			(3,108)					
Invesco Dynamic Growth Index		N/A	Equity/Index	AEL 85LNZLR1WR9SYRVFCH09	08/29/2023	08/29/2024	213	544,926	2560.52	11,934			1,492		1,778			(5,967)					
Invesco Dynamic Growth Index		N/A	Equity/Index	AEL 85LNZLR1WR9SYRVFCH09	08/29/2023	08/29/2025	290	743,799	2560.52	22,611			12,719		10,874			(5,653)					
S&P 500 Index Option PTP		N/A	Equity/Index	AEL 85LNZLR1WR9SYRVFCH09	08/30/2023	08/30/2024	1,578	7,124,858	4514.87	317,095			39,637		593,401			(158,548)					
S&P 500 Index Option PTP		N/A	Equity/Index	AEL 85LNZLR1WR9SYRVFCH09	08/30/2023	08/29/2025	22	97,988	4514.87	5,321			2,993		7,348			(1,330)					
S&P 500 Index Option PTP		N/A	Equity/Index	AEL 85LNZLR1WR9SYRVFCH09	08/31/2023	08/30/2024	838	3,779,342	4507.66	134,282			16,785		249,213			(67,141)					

E06.40

STATEMENT AS OF JUNE 30, 2024 OF THE EAGLE LIFE INSURANCE COMPANY

SCHEDULE DB - PART A - SECTION 1

Showing all Options, Caps, Floors, Collars, Swaps and Forwards Open as of Current Statement Date

1	2	3	4	5	6	7	8	9	10	11	12	13	14	15	16	17	18	19	20	21	22	23	
Description	Description of Item(s) Hedged, Used for Income Generation or Replicated	Schedule/ Exhibit Identifier	Type(s) of Risk(s) (a)	Exchange, Counterparty or Central Clearinghouse	Trade Date	Date of Maturity or Expiration	Number of Contracts	Notional Amount	Strike Price, Rate or Index Received (Paid)	Cumulative Prior Year(s) Initial Cost of Un-discounted Premium (Received) Paid	Current Year Initial Cost of Un-discounted Premium (Received) Paid	Current Year Income	Book/ Adjusted Carrying Value	Code	Fair Value	Unrealized Valuation Increase/ (Decrease)	Total Foreign Exchange Change in B./A.C.V.	Current Year's (Amortization)/ Accretion	Adjustment to Carrying Value of Hedged Item	Potential Exposure	Credit Quality of Reference Entity	Hedge Effectiveness at Inception and at Quarter-end (b)	
S&P 500 Dividend Aristocrats Daily Risk Control 5% Total Return		N/A	Equity/Index	AEL 85LNZLR1WR9SYRVFCH09	08/31/2023	08/30/2024	7	21,754	3254.69	.959			120		.601			(.480)					
S&P 500 Dividend Aristocrats Daily Risk Control 5% Excess Return		N/A	Equity/Index	AEL 85LNZLR1WR9SYRVFCH09	08/31/2023	08/30/2024	980	1,770,649	1806.76	38,170			4,771		8,304			(19,085)					
S&P 500 Dividend Aristocrats Daily Risk Control 5% Excess Return		N/A	Equity/Index	AEL 85LNZLR1WR9SYRVFCH09	08/31/2023	08/29/2025	161	291,000	1806.76	8,893			5,002		5,367			(2,223)					
Invesco Dynamic Growth Index		N/A	Equity/Index	AEL 85LNZLR1WR9SYRVFCH09	08/31/2023	08/30/2024	52	133,078	2563.44	2,914			364		404			(1,457)					
S&P 500 Dividend Aristocrats Daily Risk Control 5% Total Return		N/A	Equity/Index	AEL 85LNZLR1WR9SYRVFCH09	08/23/2023	08/23/2024	113	365,775	3232.35	15,979			1,997		11,917			(7,990)					
S&P 500 Dividend Aristocrats Daily Risk Control 5% Excess Return		N/A	Equity/Index	AEL 85LNZLR1WR9SYRVFCH09	08/23/2023	08/23/2024	364	654,659	1796.52	14,337			1,792		4,167			(7,169)					
Franklin Global Trends Index		N/A	Equity/Index	AEL 85LNZLR1WR9SYRVFCH09	08/23/2023	08/23/2024	29	6,866	238.73	161			20		130			(80)					
Franklin Global Trends Index		N/A	Equity/Index	AEL 85LNZLR1WR9SYRVFCH09	08/23/2023	08/22/2025	20	4,698	238.73	153			86		146			(38)					
Invesco Dynamic Growth Index		N/A	Equity/Index	AEL 85LNZLR1WR9SYRVFCH09	08/23/2023	08/23/2024	164	418,313	2543.81	9,161			1,145		2,041			(4,581)					
Invesco Dynamic Growth Index		N/A	Equity/Index	AEL 85LNZLR1WR9SYRVFCH09	08/23/2023	08/22/2025	261	663,607	2543.81	20,174			11,348		11,304			(5,043)					
S&P 500 Dividend Aristocrats Daily Risk Control 5% Total Return		N/A	Equity/Index	AEL 85LNZLR1WR9SYRVFCH09	08/25/2023	08/27/2024	87	279,843	3232.96	13,768			1,721		10,633			(6,884)					
S&P 500 Dividend Aristocrats Daily Risk Control 5% Excess Return		N/A	Equity/Index	AEL 85LNZLR1WR9SYRVFCH09	08/25/2023	08/23/2024	605	1,087,198	1796.32	23,592			2,949		6,972			(11,796)					
S&P 500 Dividend Aristocrats Daily Risk Control 5% Excess Return		N/A	Equity/Index	AEL 85LNZLR1WR9SYRVFCH09	08/25/2023	08/25/2025	405	727,500	1796.32	22,116			12,440		15,291			(5,529)					
S&P 500 Dividend Aristocrats Daily Risk Control 5% Excess Return		N/A	Equity/Index	AEL 85LNZLR1WR9SYRVFCH09	08/25/2023	08/26/2024	336	604,073	1796.32	13,048			1,631		4,006			(6,524)					
S&P 500 Dividend Aristocrats Daily Risk Control 5% Excess Return		N/A	Equity/Index	AEL 85LNZLR1WR9SYRVFCH09	08/25/2023	08/27/2024	177	317,308	1796.32	6,886			861		2,127			(3,443)					
Franklin Global Trends Index		N/A	Equity/Index	AEL 85LNZLR1WR9SYRVFCH09	08/25/2023	08/23/2024	663	157,922	238.12	3,680			460		3,329			(1,840)					
Invesco Dynamic Growth Index		N/A	Equity/Index	AEL 85LNZLR1WR9SYRVFCH09	08/25/2023	08/23/2024	206	523,230	2534.65	11,406			1,426		3,284			(5,703)					
Invesco Dynamic Growth Index		N/A	Equity/Index	AEL 85LNZLR1WR9SYRVFCH09	08/25/2023	08/25/2025	20	50,688	2534.65	1,536			864		945			(384)					

E06.41

STATEMENT AS OF JUNE 30, 2024 OF THE EAGLE LIFE INSURANCE COMPANY

SCHEDULE DB - PART A - SECTION 1

Showing all Options, Caps, Floors, Collars, Swaps and Forwards Open as of Current Statement Date

1	2	3	4	5	6	7	8	9	10	11	12	13	14	15	16	17	18	19	20	21	22	23	
Description	Description of Item(s) Hedged, Used for Income Generation or Replicated	Schedule/ Exhibit Identifier	Type(s) of Risk(s) (a)	Exchange, Counterparty or Central Clearinghouse	Trade Date	Date of Maturity or Expiration	Number of Contracts	Notional Amount	Strike Price, Rate or Index Received (Paid)	Cumulative Prior Year(s) Initial Cost of Un-discounted Premium (Received) Paid	Current Year Initial Cost of Un-discounted Premium (Received) Paid	Current Year Income	Book/ Adjusted Carrying Value	Code	Fair Value	Unrealized Valuation Increase/ (Decrease)	Total Foreign Exchange Change in B./A.C.V.	Current Year's (Amortization)/ Accretion	Adjustment to Carrying Value of Hedged Item	Potential Exposure	Credit Quality of Reference Entity	Hedge Effectiveness at Inception and at Quarter-end (b)	
S&P 500 Index Option PTPT		N/A	Equity/Index	AEL 85LNZLR1WR9SYRVFCH09	08/28/2023	08/28/2024	585	2,593,989	4433.31	123,465			15,433		263,061			(61,732)					
S&P 500 Dividend Aristocrats Daily Risk Control 5% Total Return		N/A	Equity/Index	AEL 85LNZLR1WR9SYRVFCH09	08/30/2023	08/30/2024	114	370,320	3260.72	15,681			1,960		8,864			(7,841)					
S&P 500 Dividend Aristocrats Daily Risk Control 5% Excess Return		N/A	Equity/Index	AEL 85LNZLR1WR9SYRVFCH09	08/30/2023	08/30/2024	745	1,348,663	1810.38	29,671			3,709		5,473			(14,835)					
S&P 500 Dividend Aristocrats Daily Risk Control 5% Excess Return		N/A	Equity/Index	AEL 85LNZLR1WR9SYRVFCH09	08/30/2023	08/29/2025	203	367,635	1810.38	11,286			6,349		6,461			(2,822)					
Franklin Global Trends Index		N/A	Equity/Index	AEL 85LNZLR1WR9SYRVFCH09	08/30/2023	08/30/2024	333	79,874	239.89	1,869			234		1,248			(935)					
Franklin Global Trends Index		N/A	Equity/Index	AEL 85LNZLR1WR9SYRVFCH09	08/30/2023	08/29/2025	131	31,500	239.89	1,030			579		892			(258)					
Invesco Dynamic Growth Index		N/A	Equity/Index	AEL 85LNZLR1WR9SYRVFCH09	08/30/2023	08/30/2024	278	712,075	2561.77	15,594			1,949		2,274			(7,797)					
Invesco Dynamic Growth Index		N/A	Equity/Index	AEL 85LNZLR1WR9SYRVFCH09	08/30/2023	08/29/2025	226	579,721	2561.77	17,624			9,913		8,371			(4,406)					
UST 3.375% 05/15/33 Total Return Options		N/A	Equity/Index	AEL 85LNZLR1WR9SYRVFCH09	08/09/2023	08/09/2024	40	5,567	100	140			17		66			(70)					
UST 3.375% 05/15/33 Total Return Options		N/A	Equity/Index	AEL 85LNZLR1WR9SYRVFCH09	08/09/2023	08/09/2024	62	5,718	98	92			11		68			(46)					
S&P 500 Index Option PTPT		N/A	Equity/Index	AEL 85LNZLR1WR9SYRVFCH09	09/01/2023	08/30/2024	1,528	6,900,142	4515.77	227,253			47,344		393,828			(113,627)					
S&P 500 Index Option PTPT		N/A	Equity/Index	AEL 85LNZLR1WR9SYRVFCH09	09/01/2023	09/03/2024	551	2,487,064	4515.77	81,110			16,898		145,848			(40,555)					
S&P 500 Index Option PTPT		N/A	Equity/Index	AEL 85LNZLR1WR9SYRVFCH09	09/01/2023	09/04/2024	638	2,879,886	4515.77	118,087			24,601		233,644			(59,043)					
S&P 500 Index Option PTPT		N/A	Equity/Index	AEL 85LNZLR1WR9SYRVFCH09	09/05/2023	09/05/2024	693	3,116,578	4496.83	158,949			33,114		329,610			(79,474)					
S&P 500 Index Option PTPT		N/A	Equity/Index	AEL 85LNZLR1WR9SYRVFCH09	09/05/2023	09/05/2025	29	128,987	4496.83	6,974			4,214		9,683			(1,744)					
S&P Digital		N/A	Equity/Index	AEL 85LNZLR1WR9SYRVFCH09	09/05/2023	09/05/2024	10	43,298	4496.83	446			93		636			(223)					
S&P 500 Dividend Aristocrats Daily Risk Control 5% Excess Return		N/A	Equity/Index	AEL 85LNZLR1WR9SYRVFCH09	09/05/2023	09/05/2024	91	164,092	1794.83	3,541			738		1,262			(1,770)					
S&P 500 Dividend Aristocrats Daily Risk Control 5% Excess Return		N/A	Equity/Index	AEL 85LNZLR1WR9SYRVFCH09	09/05/2023	09/05/2025	42	75,251	1794.83	2,298			1,388		1,634			(574)					
Franklin Global Trends Index		N/A	Equity/Index	AEL 85LNZLR1WR9SYRVFCH09	09/05/2023	09/05/2025	420	100,000	238.34	3,260			1,970		3,247			(815)					
Invesco Dynamic Growth Index		N/A	Equity/Index	AEL 85LNZLR1WR9SYRVFCH09	09/05/2023	09/05/2024	124	315,050	2545.84	6,900			1,437		1,699			(3,450)					
Invesco Dynamic Growth Index		N/A	Equity/Index	AEL 85LNZLR1WR9SYRVFCH09	09/05/2023	09/05/2025	262	667,164	2545.84	20,282			12,254		11,358			(5,070)					
S&P 500 Index Option PTPT		N/A	Equity/Index	AEL 85LNZLR1WR9SYRVFCH09	09/06/2023	09/06/2024	587	2,622,960	4465.48	137,542			28,655		269,295			(68,771)					
S&P 500 Index Option PTPT		N/A	Equity/Index	AEL 85LNZLR1WR9SYRVFCH09	09/06/2023	09/05/2025	4	17,921	4465.48	2,536			1,532		4,994			(634)					

E06.42

STATEMENT AS OF JUNE 30, 2024 OF THE EAGLE LIFE INSURANCE COMPANY

SCHEDULE DB - PART A - SECTION 1

Showing all Options, Caps, Floors, Collars, Swaps and Forwards Open as of Current Statement Date

1	2	3	4	5	6	7	8	9	10	11	12	13	14	15	16	17	18	19	20	21	22	23	
Description	Description of Item(s) Hedged, Used for Income Generation or Replicated	Schedule/ Exhibit Identifier	Type(s) of Risk(s) (a)	Exchange, Counterparty or Central Clearinghouse	Trade Date	Date of Maturity or Expiration	Number of Contracts	Notional Amount	Strike Price, Rate or Index Received (Paid)	Cumulative Prior Year(s) Initial Cost of Un-discounted Premium (Received) Paid	Current Year Initial Cost of Un-discounted Premium (Received) Paid	Current Year Income	Book/ Adjusted Carrying Value	Code	Fair Value	Unrealized Valuation Increase/ (Decrease)	Total Foreign Exchange Change in B./A.C.V.	Current Year's (Amortization)/ Accretion	Adjustment to Carrying Value of Hedged Item	Potential Exposure	Credit Quality of Reference Entity	Hedge Effectiveness at Inception and at Quarter-end (b)	
S&P 500 Index Option CLQ		N/A	Equity/Index	AEL 85LNZLR1WR9SYRVFCH09	09/06/2023	09/06/2024		1,844	4465.48	.66			.14		.206								
S&P 500 Dividend Aristocrats Daily Risk Control 5% Total Return		N/A	Equity/Index	AEL 85LNZLR1WR9SYRVFCH09	09/06/2023	09/06/2024	13	40,820	3230.99	1,834			382		1,473								
S&P 500 Dividend Aristocrats Daily Risk Control 5% Excess Return		N/A	Equity/Index	AEL 85LNZLR1WR9SYRVFCH09	09/06/2023	09/06/2024	124	221,780	1791.97	4,783			997		1,887								
S&P 500 Dividend Aristocrats Daily Risk Control 5% Excess Return		N/A	Equity/Index	AEL 85LNZLR1WR9SYRVFCH09	09/06/2023	09/05/2025	58	103,220	1791.97	3,147			1,901		2,323								
Franklin Global Trends Index		N/A	Equity/Index	AEL 85LNZLR1WR9SYRVFCH09	09/06/2023	09/06/2024	604	143,644	237.81	3,347			697		3,276								
Invesco Dynamic Growth Index		N/A	Equity/Index	AEL 85LNZLR1WR9SYRVFCH09	09/06/2023	09/06/2024	281	713,031	2537.77	15,615			3,253		4,746								
Invesco Dynamic Growth Index		N/A	Equity/Index	AEL 85LNZLR1WR9SYRVFCH09	09/06/2023	09/05/2025	306	775,467	2537.77	23,497			14,196		14,239								
S&P 500 Index Option PTPT		N/A	Equity/Index	AEL 85LNZLR1WR9SYRVFCH09	09/07/2023	09/06/2024	475	2,112,962	4451.14	97,951			20,406		189,550								
S&P 500 Dividend Aristocrats Daily Risk Control 5% Excess Return		N/A	Equity/Index	AEL 85LNZLR1WR9SYRVFCH09	09/07/2023	09/06/2024	509	912,478	1792.9	19,892			4,144		7,537								
S&P 500 Dividend Aristocrats Daily Risk Control 5% Excess Return		N/A	Equity/Index	AEL 85LNZLR1WR9SYRVFCH09	09/07/2023	09/05/2025	9	16,501	1792.9	503			304		367								
Franklin Global Trends Index		N/A	Equity/Index	AEL 85LNZLR1WR9SYRVFCH09	09/07/2023	09/06/2024	1,009	239,931	237.87	5,590			1,165		5,421								
Franklin Global Trends Index		N/A	Equity/Index	AEL 85LNZLR1WR9SYRVFCH09	09/07/2023	09/05/2025	680	161,792	237.87	5,274			3,187		5,458								
Invesco Dynamic Growth Index		N/A	Equity/Index	AEL 85LNZLR1WR9SYRVFCH09	09/07/2023	09/06/2024	535	1,355,793	2534.11	29,692			6,186		9,845								
Invesco Dynamic Growth Index		N/A	Equity/Index	AEL 85LNZLR1WR9SYRVFCH09	09/07/2023	09/05/2025	333	842,980	2534.11	25,542			15,432		16,010								
S&P 500 Index Option PTPT		N/A	Equity/Index	AEL 85LNZLR1WR9SYRVFCH09	09/08/2023	09/06/2024	1,069	4,763,965	4457.49	185,044			38,551		323,774								
S&P 500 Index Option PTPT		N/A	Equity/Index	AEL 85LNZLR1WR9SYRVFCH09	09/08/2023	09/09/2024	420	1,872,026	4457.49	61,072			12,723		110,282								
S&P 500 Index Option PTPT		N/A	Equity/Index	AEL 85LNZLR1WR9SYRVFCH09	09/08/2023	09/10/2024	507	2,260,416	4457.49	82,616			17,212		161,531								
S&P 500 Index Option CLQ		N/A	Equity/Index	AEL 85LNZLR1WR9SYRVFCH09	09/01/2023	09/03/2024	1	3,227	4515.77	.107			.22		.217								
S&P 500 Dividend Aristocrats Daily Risk Control 5% Total Return		N/A	Equity/Index	AEL 85LNZLR1WR9SYRVFCH09	09/01/2023	08/30/2024	35	112,820	3256.48	5,105			1,063		3,316								
S&P 500 Dividend Aristocrats Daily Risk Control 5% Excess Return		N/A	Equity/Index	AEL 85LNZLR1WR9SYRVFCH09	09/01/2023	08/30/2024	445	803,982	1807.48	17,527			3,651		3,665								

E06.43

STATEMENT AS OF JUNE 30, 2024 OF THE EAGLE LIFE INSURANCE COMPANY

SCHEDULE DB - PART A - SECTION 1

Showing all Options, Caps, Floors, Collars, Swaps and Forwards Open as of Current Statement Date

1	2	3	4	5	6	7	8	9	10	11	12	13	14	15	16	17	18	19	20	21	22	23	
Description	Description of Item(s) Hedged, Used for Income Generation or Replicated	Schedule/ Exhibit Identifier	Type(s) of Risk(s) (a)	Exchange, Counterparty or Central Clearinghouse	Trade Date	Date of Maturity or Expiration	Number of Contracts	Notional Amount	Strike Price, Rate or Index Received (Paid)	Cumulative Prior Year(s) Initial Cost of Un-discounted Premium (Received) Paid	Current Year Initial Cost of Un-discounted Premium (Received) Paid	Current Year Income	Book/ Adjusted Carrying Value	Code	Fair Value	Unrealized Valuation Increase/ (Decrease)	Total Foreign Exchange Change in B./A.C.V.	Current Year's (Amortization)/ Accretion	Adjustment to Carrying Value of Hedged Item	Potential Exposure	Credit Quality of Reference Entity	Hedge Effectiveness at Inception and at Quarter-end (b)	
S&P 500 Dividend Aristocrats Daily Risk Control 5% Excess Return		N/A	Equity/Index	AEL 85LNZLR1WR9SYRVFCH09	09/01/2023	09/03/2024	472	853,067	1807.48	18,512			3,857		4,102			(9,256)					
S&P 500 Dividend Aristocrats Daily Risk Control 5% Excess Return		N/A	Equity/Index	AEL 85LNZLR1WR9SYRVFCH09	09/01/2023	09/04/2024	246	445,277	1807.48	9,707			2,022		2,169			(4,854)					
Franklin Global Trends Index		N/A	Equity/Index	AEL 85LNZLR1WR9SYRVFCH09	09/01/2023	08/30/2024	31	7,518	239.51	175			36		126			(88)					
Invesco Dynamic Growth Index		N/A	Equity/Index	AEL 85LNZLR1WR9SYRVFCH09	09/01/2023	08/30/2024	145	372,353	2565.91	8,155			1,699		1,047			(4,077)					
Invesco Dynamic Growth Index		N/A	Equity/Index	AEL 85LNZLR1WR9SYRVFCH09	09/01/2023	08/29/2025	189	484,091	2565.91	14,716			8,891		6,707			(3,679)					
S&P 500 Dividend Aristocrats Daily Risk Control 5% Total Return		N/A	Equity/Index	AEL 85LNZLR1WR9SYRVFCH09	09/08/2023	09/09/2024	95	308,097	3230.62	14,289			2,977		11,802			(7,145)					
S&P 500 Dividend Aristocrats Daily Risk Control 5% Excess Return		N/A	Equity/Index	AEL 85LNZLR1WR9SYRVFCH09	09/08/2023	09/06/2024	686	1,228,372	1791.22	26,656			5,553		10,703			(13,328)					
S&P 500 Dividend Aristocrats Daily Risk Control 5% Excess Return		N/A	Equity/Index	AEL 85LNZLR1WR9SYRVFCH09	09/08/2023	09/08/2025	69	123,675	1791.22	3,686			2,227		2,819			(921)					
S&P 500 Dividend Aristocrats Daily Risk Control 5% Excess Return		N/A	Equity/Index	AEL 85LNZLR1WR9SYRVFCH09	09/08/2023	09/09/2024	321	574,698	1791.22	12,471			2,598		5,122			(6,235)					
S&P 500 Dividend Aristocrats Daily Risk Control 5% Excess Return		N/A	Equity/Index	AEL 85LNZLR1WR9SYRVFCH09	09/08/2023	09/10/2024	449	804,606	1791.22	17,540			3,654		7,224			(8,770)					
Invesco Dynamic Growth Index		N/A	Equity/Index	AEL 85LNZLR1WR9SYRVFCH09	09/08/2023	09/06/2024	496	1,256,493	2532.83	27,392			5,707		9,401			(13,696)					
Invesco Dynamic Growth Index		N/A	Equity/Index	AEL 85LNZLR1WR9SYRVFCH09	09/08/2023	09/08/2025	194	490,560	2532.83	14,913			9,010		9,460			(3,728)					
S&P 500 Index Option PPT		N/A	Equity/Index	AEL 85LNZLR1WR9SYRVFCH09	09/11/2023	09/11/2024	558	2,504,554	4487.46	122,352			25,490		253,452			(61,176)					
S&P 500 Dividend Aristocrats Daily Risk Control 5% Total Return		N/A	Equity/Index	AEL 85LNZLR1WR9SYRVFCH09	09/11/2023	09/11/2024	16	53,290	3236.06	2,450			510		1,980			(1,225)					
S&P 500 Dividend Aristocrats Daily Risk Control 5% Excess Return		N/A	Equity/Index	AEL 85LNZLR1WR9SYRVFCH09	09/11/2023	09/11/2024	586	1,051,164	1793.43	23,441			4,884		8,882			(11,720)					
S&P 500 Dividend Aristocrats Daily Risk Control 5% Excess Return		N/A	Equity/Index	AEL 85LNZLR1WR9SYRVFCH09	09/11/2023	09/11/2025	94	167,723	1793.43	4,763			2,878		3,734			(1,191)					
Franklin Global Trends Index		N/A	Equity/Index	AEL 85LNZLR1WR9SYRVFCH09	09/11/2023	09/11/2025	1,319	314,500	238.35	10,253			6,194		10,245			(2,563)					
Invesco Dynamic Growth Index		N/A	Equity/Index	AEL 85LNZLR1WR9SYRVFCH09	09/11/2023	09/11/2024	232	586,853	2531.81	12,852			2,678		4,670			(6,426)					
Invesco Dynamic Growth Index		N/A	Equity/Index	AEL 85LNZLR1WR9SYRVFCH09	09/11/2023	09/11/2025	149	376,070	2531.81	11,433			6,907		7,345			(2,858)					

E06.44

STATEMENT AS OF JUNE 30, 2024 OF THE EAGLE LIFE INSURANCE COMPANY

SCHEDULE DB - PART A - SECTION 1

Showing all Options, Caps, Floors, Collars, Swaps and Forwards Open as of Current Statement Date

1	2	3	4	5	6	7	8	9	10	11	12	13	14	15	16	17	18	19	20	21	22	23	
Description	Description of Item(s) Hedged, Used for Income Generation or Replicated	Schedule/ Exhibit Identifier	Type(s) of Risk(s) (a)	Exchange, Counterparty or Central Clearinghouse	Trade Date	Date of Maturity or Expiration	Number of Contracts	Notional Amount	Strike Price, Rate or Index Received (Paid)	Cumulative Prior Year(s) Initial Cost of Un-discounted Premium (Received) Paid	Current Year Initial Cost of Un-discounted Premium (Received) Paid	Current Year Income	Book/ Adjusted Carrying Value	Code	Fair Value	Unrealized Valuation Increase/ (Decrease)	Total Foreign Exchange Change in B./A.C.V.	Current Year's (Amortization)/ Accretion	Adjustment to Carrying Value of Hedged Item	Potential Exposure	Credit Quality of Reference Entity	Hedge Effectiveness at Inception and at Quarter-end (b)	
S&P 500 Index Option PTPT		N/A	Equity/Index	AEL 85LNZLR1WR9SYRVFCH09	09/12/2023	09/12/2024	462	2,060,019	4461.9	99,853			20,803		195,308			(49,927)					
S&P 500 Dividend Aristocrats Daily Risk Control 5% Excess Return		N/A	Equity/Index	AEL 85LNZLR1WR9SYRVFCH09	09/12/2023	09/12/2024	337	603,841	1790.38	13,164			2,742		5,641			(6,582)					
S&P 500 Dividend Aristocrats Daily Risk Control 5% Excess Return		N/A	Equity/Index	AEL 85LNZLR1WR9SYRVFCH09	09/12/2023	09/12/2025	379	677,810	1790.38	20,470			12,367		15,685			(5,117)					
Franklin Global Trends Index		N/A	Equity/Index	AEL 85LNZLR1WR9SYRVFCH09	09/12/2023	09/12/2024	173	41,105	237.9	958			200		935			(479)					
Invesco Dynamic Growth Index		N/A	Equity/Index	AEL 85LNZLR1WR9SYRVFCH09	09/12/2023	09/12/2024	280	708,474	2529.99	15,516			3,232		5,910			(7,758)					
Invesco Dynamic Growth Index		N/A	Equity/Index	AEL 85LNZLR1WR9SYRVFCH09	09/12/2023	09/12/2025	70	176,517	2529.99	5,348			3,231		3,509			(1,337)					
S&P 500 Index Option PTPT		N/A	Equity/Index	AEL 85LNZLR1WR9SYRVFCH09	09/13/2023	09/13/2024	1,335	5,964,019	4467.44	235,295			49,020		419,067			(117,647)					
S&P 500 Index Option PTPT		N/A	Equity/Index	AEL 85LNZLR1WR9SYRVFCH09	09/13/2023	09/12/2025	19	84,960	4467.44	5,386			3,254		8,464			(1,346)					
S&P 500 Dividend Aristocrats Daily Risk Control 5% Total Return		N/A	Equity/Index	AEL 85LNZLR1WR9SYRVFCH09	09/13/2023	09/13/2024	74	239,601	3227.15	10,840			2,258		9,349			(5,420)					
S&P 500 Dividend Aristocrats Daily Risk Control 5% Excess Return		N/A	Equity/Index	AEL 85LNZLR1WR9SYRVFCH09	09/13/2023	09/13/2024	410	733,758	1787.95	16,143			3,363		7,412			(8,071)					
S&P 500 Dividend Aristocrats Daily Risk Control 5% Excess Return		N/A	Equity/Index	AEL 85LNZLR1WR9SYRVFCH09	09/13/2023	09/12/2025	9	16,005	1787.95	488			295		382			(122)					
Franklin Global Trends Index		N/A	Equity/Index	AEL 85LNZLR1WR9SYRVFCH09	09/13/2023	09/12/2025	212	50,413	237.89	1,643			993		1,706			(411)					
Invesco Dynamic Growth Index		N/A	Equity/Index	AEL 85LNZLR1WR9SYRVFCH09	09/13/2023	09/13/2024	112	282,466	2527.19	6,186			1,289		2,520			(3,093)					
Invesco Dynamic Growth Index		N/A	Equity/Index	AEL 85LNZLR1WR9SYRVFCH09	09/13/2023	09/12/2025	111	280,411	2527.19	8,496			5,133		5,715			(2,124)					
S&P 500 Index Option PTPT		N/A	Equity/Index	AEL 85LNZLR1WR9SYRVFCH09	09/14/2023	09/13/2024	737	3,319,747	4505.1	123,757			25,783		227,752			(61,879)					
S&P 500 Dividend Aristocrats Daily Risk Control 5% Total Return		N/A	Equity/Index	AEL 85LNZLR1WR9SYRVFCH09	09/14/2023	09/13/2024	11	35,550	3244.47	1,647			343		1,232			(823)					
S&P 500 Dividend Aristocrats Daily Risk Control 5% Excess Return		N/A	Equity/Index	AEL 85LNZLR1WR9SYRVFCH09	09/14/2023	09/13/2024	708	1,271,720	1797.27	27,724			5,776		9,677			(13,862)					
Invesco Dynamic Growth Index		N/A	Equity/Index	AEL 85LNZLR1WR9SYRVFCH09	09/14/2023	09/13/2024	19	47,579	2531.44	1,042			217		387			(521)					
Invesco Dynamic Growth Index		N/A	Equity/Index	AEL 85LNZLR1WR9SYRVFCH09	09/14/2023	09/12/2025	98	248,875	2531.44	7,541			4,556		4,883			(1,885)					
S&P 500 Index Option PTPT		N/A	Equity/Index	AEL 85LNZLR1WR9SYRVFCH09	09/15/2023	09/13/2024	463	2,062,033	4450.32	64,379			13,412		115,155			(32,190)					
S&P 500 Index Option PTPT		N/A	Equity/Index	AEL 85LNZLR1WR9SYRVFCH09	09/15/2023	09/16/2024	576	2,561,397	4450.32	86,342			17,988		161,250			(43,171)					

E06.45

STATEMENT AS OF JUNE 30, 2024 OF THE EAGLE LIFE INSURANCE COMPANY

SCHEDULE DB - PART A - SECTION 1

Showing all Options, Caps, Floors, Collars, Swaps and Forwards Open as of Current Statement Date

1	2	3	4	5	6	7	8	9	10	11	12	13	14	15	16	17	18	19	20	21	22	23	
Description	Description of Item(s) Hedged, Used for Income Generation or Replicated	Schedule/ Exhibit Identifier	Type(s) of Risk(s) (a)	Exchange, Counterparty or Central Clearinghouse	Trade Date	Date of Maturity or Expiration	Number of Contracts	Notional Amount	Strike Price, Rate or Index Received (Paid)	Cumulative Prior Year(s) Initial Cost of Un-discounted Premium (Received) Paid	Current Year Initial Cost of Un-discounted Premium (Received) Paid	Current Year Income	Book/ Adjusted Carrying Value	Code	Fair Value	Unrealized Valuation Increase/ (Decrease)	Total Foreign Exchange Change in B./A.C.V.	Current Year's (Amortization)/ Accretion	Adjustment to Carrying Value of Hedged Item	Potential Exposure	Credit Quality of Reference Entity	Hedge Effectiveness at Inception and at Quarter-end (b)	
S&P 500 Index Option PTP		N/A	Equity/Index	AEL 85LNZLR1WR9SYRVFCH09	09/15/2023	09/17/2024	485	2,158,430	4450.32	92,468			19,264		198,329			(46,234)					
S&P 500 Dividend Aristocrats Daily Risk Control 5% Total Return		N/A	Equity/Index	AEL 85LNZLR1WR9SYRVFCH09	09/15/2023	09/16/2024	2	8,051	3229.49	363			76		303			(182)					
S&P 500 Dividend Aristocrats Daily Risk Control 5% Excess Return		N/A	Equity/Index	AEL 85LNZLR1WR9SYRVFCH09	09/15/2023	09/13/2024	427	763,506	1788.71	16,721			3,483		7,544			(8,360)					
S&P 500 Dividend Aristocrats Daily Risk Control 5% Excess Return		N/A	Equity/Index	AEL 85LNZLR1WR9SYRVFCH09	09/15/2023	09/15/2025	14	25,705	1788.71	779			471		609			(195)					
S&P 500 Dividend Aristocrats Daily Risk Control 5% Excess Return		N/A	Equity/Index	AEL 85LNZLR1WR9SYRVFCH09	09/15/2023	09/16/2024	322	575,153	1788.71	12,538			2,612		5,792			(6,269)					
S&P 500 Dividend Aristocrats Daily Risk Control 5% Excess Return		N/A	Equity/Index	AEL 85LNZLR1WR9SYRVFCH09	09/18/2023	09/18/2025	166	295,991	1786.63	8,998			5,436		7,216			(2,250)					
S&P 500 Index Option PTP		N/A	Equity/Index	AEL 85LNZLR1WR9SYRVFCH09	09/19/2023	09/19/2024	757	3,365,832	4443.95	149,553			31,157		299,677			(74,777)					
S&P 500 Dividend Aristocrats Daily Risk Control 5% Total Return		N/A	Equity/Index	AEL 85LNZLR1WR9SYRVFCH09	09/19/2023	09/19/2024	13	41,884	3225.45	2,010			419		1,840			(1,005)					
S&P 500 Dividend Aristocrats Daily Risk Control 5% Excess Return		N/A	Equity/Index	AEL 85LNZLR1WR9SYRVFCH09	09/19/2023	09/19/2024	147	262,577	1785.39	5,750			1,198		2,953			(2,875)					
S&P 500 Dividend Aristocrats Daily Risk Control 5% Excess Return		N/A	Equity/Index	AEL 85LNZLR1WR9SYRVFCH09	09/19/2023	09/19/2025	327	584,525	1785.39	17,477			10,559		14,478			(4,369)					
Franklin Global Trends Index		N/A	Equity/Index	AEL 85LNZLR1WR9SYRVFCH09	09/19/2023	09/19/2024	763	181,444	237.68	4,228			881		4,320			(2,114)					
Invesco Dynamic Growth Index		N/A	Equity/Index	AEL 85LNZLR1WR9SYRVFCH09	09/19/2023	09/19/2024	322	811,120	2517.41	17,764			3,701		9,117			(8,882)					
Invesco Dynamic Growth Index		N/A	Equity/Index	AEL 85LNZLR1WR9SYRVFCH09	09/19/2023	09/19/2025	335	843,296	2517.41	25,552			15,438		18,867			(6,388)					
S&P 500 Dividend Aristocrats Daily Risk Control 5% Excess Return		N/A	Equity/Index	AEL 85LNZLR1WR9SYRVFCH09	09/15/2023	09/17/2024	432	772,509	1788.71	16,841			3,508		7,829			(8,420)					
Franklin Global Trends Index		N/A	Equity/Index	AEL 85LNZLR1WR9SYRVFCH09	09/15/2023	09/13/2024	1,778	423,153	238	9,859			2,054		9,499			(4,930)					
Invesco Dynamic Growth Index		N/A	Equity/Index	AEL 85LNZLR1WR9SYRVFCH09	09/15/2023	09/13/2024	279	703,390	2522.48	15,334			3,195		6,924			(7,667)					
Invesco Dynamic Growth Index		N/A	Equity/Index	AEL 85LNZLR1WR9SYRVFCH09	09/15/2023	09/15/2025	49	123,111	2522.48	3,730			2,254		2,625			(933)					
Franklin Global Trends Index		N/A	Equity/Index	AEL 85LNZLR1WR9SYRVFCH09	09/18/2023	09/18/2025	464	110,484	238.05	3,602			2,176		3,705			(900)					
Invesco Dynamic Growth Index		N/A	Equity/Index	AEL 85LNZLR1WR9SYRVFCH09	09/18/2023	09/18/2025	240	606,083	2522.96	18,364			11,095		12,907			(4,591)					

E06.46

STATEMENT AS OF JUNE 30, 2024 OF THE EAGLE LIFE INSURANCE COMPANY

SCHEDULE DB - PART A - SECTION 1

Showing all Options, Caps, Floors, Collars, Swaps and Forwards Open as of Current Statement Date

1	2	3	4	5	6	7	8	9	10	11	12	13	14	15	16	17	18	19	20	21	22	23	
Description	Description of Item(s) Hedged, Used for Income Generation or Replicated	Schedule/ Exhibit Identifier	Type(s) of Risk(s) (a)	Exchange, Counterparty or Central Clearinghouse	Trade Date	Date of Maturity or Expiration	Number of Contracts	Notional Amount	Strike Price, Rate or Index Received (Paid)	Cumulative Prior Year(s) Initial Cost of Un-discounted Premium (Received) Paid	Current Year Initial Cost of Un-discounted Premium (Received) Paid	Current Year Income	Book/ Adjusted Carrying Value	Code	Fair Value	Unrealized Valuation Increase/ (Decrease)	Total Foreign Exchange Change in B./A.C.V.	Current Year's (Amortization)/ Accretion	Adjustment to Carrying Value of Hedged Item	Potential Exposure	Credit Quality of Reference Entity	Hedge Effectiveness at Inception and at Quarter-end (b)	
S&P 500 Index Option PTPT		N/A	Equity/Index	AEL 85LNZLR1WR9SYRVFCH09	09/18/2023	09/18/2024	759	3,381,704	4453.53	181,379			37,787		404,755			(90,690)					
S&P 500 Dividend Aristocrats Daily Risk Control 5% Total Return		N/A	Equity/Index	AEL 85LNZLR1WR9SYRVFCH09	09/18/2023	09/18/2024	7	24,069	3227.2	1,220			254		1,097			(610)					
S&P 500 Dividend Aristocrats Daily Risk Control 5% Excess Return		N/A	Equity/Index	AEL 85LNZLR1WR9SYRVFCH09	09/18/2023	09/18/2024	545	974,510	1786.63	21,244			4,426		10,533			(10,622)					
S&P 500 Index Option PTPT		N/A	Equity/Index	AEL 85LNZLR1WR9SYRVFCH09	09/20/2023	09/20/2024	1,336	5,879,444	4402.2	251,243			52,342		469,235			(125,621)					
S&P 500 Index Option PTPT		N/A	Equity/Index	AEL 85LNZLR1WR9SYRVFCH09	09/20/2023	09/19/2025	63	277,726	4402.2	26,871			16,235		47,504			(6,718)					
S&P 500 Index Option PTPT		N/A	Equity/Index	AEL 85LNZLR1WR9SYRVFCH09	09/21/2023	09/20/2024	1,257	5,440,936	4330	203,573			42,411		409,638			(101,787)					
S&P 500 Dividend Aristocrats Daily Risk Control 5% Excess Return		N/A	Equity/Index	AEL 85LNZLR1WR9SYRVFCH09	09/21/2023	09/20/2024	855	1,511,293	1767.99	32,795			6,832		26,343			(16,398)					
S&P 500 Dividend Aristocrats Daily Risk Control 5% Excess Return		N/A	Equity/Index	AEL 85LNZLR1WR9SYRVFCH09	09/21/2023	09/19/2025	159	280,386	1767.99	8,496			5,133		8,487			(2,124)					
Franklin Global Trends Index		N/A	Equity/Index	AEL 85LNZLR1WR9SYRVFCH09	09/21/2023	09/20/2024	481	113,110	235.29	2,635			549		3,698			(1,318)					
Invesco Dynamic Growth Index		N/A	Equity/Index	AEL 85LNZLR1WR9SYRVFCH09	09/21/2023	09/20/2024	23	57,600	2496.44	1,261			263		944			(631)					
Invesco Dynamic Growth Index		N/A	Equity/Index	AEL 85LNZLR1WR9SYRVFCH09	09/21/2023	09/19/2025		827	2496.44	25			15		22			(6)					
S&P 500 Index Option PTPT		N/A	Equity/Index	AEL 85LNZLR1WR9SYRVFCH09	09/22/2023	09/20/2024	671	2,898,365	4320.06	104,537			21,779		222,439			(52,269)					
S&P 500 Index Option PTPT		N/A	Equity/Index	AEL 85LNZLR1WR9SYRVFCH09	09/22/2023	09/23/2024	684	2,955,548	4320.06	108,852			22,678		232,394			(54,426)					
S&P 500 Index Option PTPT		N/A	Equity/Index	AEL 85LNZLR1WR9SYRVFCH09	09/22/2023	09/24/2024	812	3,507,226	4320.06	134,127			27,943		285,317			(67,063)					
S&P Digital		N/A	Equity/Index	AEL 85LNZLR1WR9SYRVFCH09	09/22/2023	09/23/2024	1	4,430	4320.06	45			9		65			(23)					
S&P 500 Dividend Aristocrats Daily Risk Control 5% Total Return		N/A	Equity/Index	AEL 85LNZLR1WR9SYRVFCH09	09/22/2023	09/20/2024	4	12,683	3189.18	609			127		700			(304)					
S&P 500 Dividend Aristocrats Daily Risk Control 5% Total Return		N/A	Equity/Index	AEL 85LNZLR1WR9SYRVFCH09	09/22/2023	09/24/2024	32	102,304	3189.18	5,177			1,078		5,993			(2,588)					
S&P 500 Dividend Aristocrats Daily Risk Control 5% Excess Return		N/A	Equity/Index	AEL 85LNZLR1WR9SYRVFCH09	09/22/2023	09/20/2024	745	1,314,933	1764.51	28,534			5,945		24,772			(14,267)					
S&P 500 Dividend Aristocrats Daily Risk Control 5% Excess Return		N/A	Equity/Index	AEL 85LNZLR1WR9SYRVFCH09	09/22/2023	09/22/2025	23	41,200	1764.51	1,257			759		1,299			(314)					
S&P 500 Dividend Aristocrats Daily Risk Control 5% Excess Return		N/A	Equity/Index	AEL 85LNZLR1WR9SYRVFCH09	09/22/2023	09/23/2024	511	901,733	1764.51	19,477			4,058		17,132			(9,739)					

E06.47

STATEMENT AS OF JUNE 30, 2024 OF THE EAGLE LIFE INSURANCE COMPANY

SCHEDULE DB - PART A - SECTION 1

Showing all Options, Caps, Floors, Collars, Swaps and Forwards Open as of Current Statement Date

1	2	3	4	5	6	7	8	9	10	11	12	13	14	15	16	17	18	19	20	21	22	23	
Description	Description of Item(s) Hedged, Used for Income Generation or Replicated	Schedule/ Exhibit Identifier	Type(s) of Risk(s) (a)	Exchange, Counterparty or Central Clearinghouse	Trade Date	Date of Maturity or Expiration	Number of Contracts	Notional Amount	Strike Price, Rate or Index Received (Paid)	Cumulative Prior Year(s) Initial Cost of Un-discounted Premium (Received) Paid	Current Year Initial Cost of Un-discounted Premium (Received) Paid	Current Year Income	Book/ Adjusted Carrying Value	Code	Fair Value	Unrealized Valuation Increase/ (Decrease)	Total Foreign Exchange Change in B./A.C.V.	Current Year's (Amortization)/ Accretion	Adjustment to Carrying Value of Hedged Item	Potential Exposure	Credit Quality of Reference Entity	Hedge Effectiveness at Inception and at Quarter-end (b)	
Invesco Dynamic Growth Index		N/A	Equity/Index	AEL 85LNZLR1WR9SYRVFCH09	09/25/2023	09/25/2024	9	22,199	2495.81	486			101		373			(243)					
Invesco Dynamic Growth Index		N/A	Equity/Index	AEL 85LNZLR1WR9SYRVFCH09	09/25/2023	09/25/2025	12	29,111	2495.81	882			533		784			(221)					
S&P 500 Index Option PTP		N/A	Equity/Index	AEL 85LNZLR1WR9SYRVFCH09	09/26/2023	09/26/2024	774	3,306,654	4273.53	163,855			34,136		378,805			(81,927)					
S&P 500 Dividend Aristocrats Daily Risk Control 5% Total Return		N/A	Equity/Index	AEL 85LNZLR1WR9SYRVFCH09	09/26/2023	09/26/2024	10	30,481	3170.64	1,487			310		1,906			(744)					
S&P 500 Dividend Aristocrats Daily Risk Control 5% Excess Return		N/A	Equity/Index	AEL 85LNZLR1WR9SYRVFCH09	09/26/2023	09/26/2024	545	955,272	1753.19	20,729			4,319		23,004			(10,365)					
S&P 500 Dividend Aristocrats Daily Risk Control 5% Excess Return		N/A	Equity/Index	AEL 85LNZLR1WR9SYRVFCH09	09/26/2023	09/26/2025	176	308,559	1753.19	9,349			5,649		11,013			(2,337)					
Franklin Global Trends Index		N/A	Equity/Index	AEL 85LNZLR1WR9SYRVFCH09	09/26/2023	09/26/2024	620	144,968	233.87	3,378			704		5,586			(1,689)					
Invesco Dynamic Growth Index		N/A	Equity/Index	AEL 85LNZLR1WR9SYRVFCH09	09/26/2023	09/26/2024	155	386,455	2486.6	8,463			1,763		7,502			(4,232)					
Invesco Dynamic Growth Index		N/A	Equity/Index	AEL 85LNZLR1WR9SYRVFCH09	09/26/2023	09/26/2025	179	444,132	2486.6	13,457			8,130		12,893			(3,364)					
S&P 500 Index Option PTP		N/A	Equity/Index	AEL 85LNZLR1WR9SYRVFCH09	09/27/2023	09/27/2024	1,434	6,131,728	4274.51	264,660			55,137		557,904			(132,330)					
S&P 500 Index Option PTP		N/A	Equity/Index	AEL 85LNZLR1WR9SYRVFCH09	09/27/2023	09/26/2025	11	47,867	4274.51	3,918			2,367		7,452			(980)					
Franklin Global Trends Index		N/A	Equity/Index	AEL 85LNZLR1WR9SYRVFCH09	09/27/2023	09/27/2024	544	127,066	233.69	2,961			617		4,992			(1,480)					
Invesco Dynamic Growth Index		N/A	Equity/Index	AEL 85LNZLR1WR9SYRVFCH09	09/28/2023	09/27/2024	251	624,945	2493.8	13,686			2,851		10,889			(6,843)					
Invesco Dynamic Growth Index		N/A	Equity/Index	AEL 85LNZLR1WR9SYRVFCH09	09/28/2023	09/26/2025	7	17,172	2493.8	519			313		471			(130)					
S&P 500 Index Option PTP		N/A	Equity/Index	AEL 85LNZLR1WR9SYRVFCH09	09/29/2023	09/27/2024	962	4,126,035	4288.05	131,245			27,343		248,248			(65,623)					
S&P 500 Index Option PTP		N/A	Equity/Index	AEL 85LNZLR1WR9SYRVFCH09	09/29/2023	09/30/2024	753	3,227,327	4288.05	105,491			21,977		201,276			(52,746)					
S&P 500 Index Option PTP		N/A	Equity/Index	AEL 85LNZLR1WR9SYRVFCH09	09/29/2023	10/01/2024	864	3,703,253	4288.05	143,199			29,833		312,849			(71,599)					
S&P Digital		N/A	Equity/Index	AEL 85LNZLR1WR9SYRVFCH09	09/29/2023	09/30/2024	1	5,741	4288.05	58			12		84			(29)					
S&P 500 Dividend Aristocrats Daily Risk Control 5% Total Return		N/A	Equity/Index	AEL 85LNZLR1WR9SYRVFCH09	09/29/2023	09/27/2024	45	143,502	3167.83	6,899			1,437		9,230			(3,449)					
S&P 500 Dividend Aristocrats Daily Risk Control 5% Total Return		N/A	Equity/Index	AEL 85LNZLR1WR9SYRVFCH09	09/29/2023	10/01/2024	39	123,956	3167.83	5,881			1,225		7,891			(2,941)					
S&P 500 Dividend Aristocrats Daily Risk Control 5% Excess Return		N/A	Equity/Index	AEL 85LNZLR1WR9SYRVFCH09	09/29/2023	09/27/2024	1,027	1,798,383	1750.84	38,845			8,093		45,345			(19,423)					

E06.48

STATEMENT AS OF JUNE 30, 2024 OF THE EAGLE LIFE INSURANCE COMPANY

SCHEDULE DB - PART A - SECTION 1

Showing all Options, Caps, Floors, Collars, Swaps and Forwards Open as of Current Statement Date

1	2	3	4	5	6	7	8	9	10	11	12	13	14	15	16	17	18	19	20	21	22	23	
Description	Description of Item(s) Hedged, Used for Income Generation or Replicated	Schedule/ Exhibit Identifier	Type(s) of Risk(s) (a)	Exchange, Counterparty or Central Clearinghouse	Trade Date	Date of Maturity or Expiration	Number of Contracts	Notional Amount	Strike Price, Rate or Index Received (Paid)	Cumulative Prior Year(s) Initial Cost of Un-discounted Premium (Received) Paid	Current Year Initial Cost of Un-discounted Premium (Received) Paid	Current Year Income	Book/ Adjusted Carrying Value	Code	Fair Value	Unrealized Valuation Increase/ (Decrease)	Total Foreign Exchange Change in B./A.C.V.	Current Year's (Amortization)/ Accretion	Adjustment to Carrying Value of Hedged Item	Potential Exposure	Credit Quality of Reference Entity	Hedge Effectiveness at Inception and at Quarter-end (b)	
S&P 500 Dividend Aristocrats Daily Risk Control 5% Excess Return		N/A	Equity/Index	AEL 85LNZLR1WR9SYRVFCH09	09/29/2023	09/29/2025	119	207,658	1750.84	6,334			3,827		7,610			(1,583)					
S&P 500 Dividend Aristocrats Daily Risk Control 5% Total Return		N/A	Equity/Index	AEL 85LNZLR1WR9SYRVFCH09	09/20/2023	09/20/2024	18	58,164	3220.54	2,794			582		2,604			(1,397)					
S&P 500 Dividend Aristocrats Daily Risk Control 5% Excess Return		N/A	Equity/Index	AEL 85LNZLR1WR9SYRVFCH09	09/20/2023	09/20/2024	542	966,502	1782.4	21,166			4,410		11,838			(10,583)					
S&P 500 Dividend Aristocrats Daily Risk Control 5% Excess Return		N/A	Equity/Index	AEL 85LNZLR1WR9SYRVFCH09	09/20/2023	09/19/2025	14	24,756	1782.4	755			456		635			(189)					
Franklin Global Trends Index		N/A	Equity/Index	AEL 85LNZLR1WR9SYRVFCH09	09/20/2023	09/19/2025	406	96,374	237.27	3,132			1,892		3,441			(783)					
Invesco Dynamic Growth Index		N/A	Equity/Index	AEL 85LNZLR1WR9SYRVFCH09	09/20/2023	09/20/2024	181	455,183	2514.93	9,969			2,077		5,388			(4,984)					
Invesco Dynamic Growth Index		N/A	Equity/Index	AEL 85LNZLR1WR9SYRVFCH09	09/20/2023	09/19/2025	178	447,355	2514.93	13,555			8,189		10,225			(3,389)					
S&P 500 Dividend Aristocrats Daily Risk Control 5% Excess Return		N/A	Equity/Index	AEL 85LNZLR1WR9SYRVFCH09	09/22/2023	09/24/2024	509	898,322	1764.51	19,494			4,061		17,114			(9,747)					
Invesco Dynamic Growth Index		N/A	Equity/Index	AEL 85LNZLR1WR9SYRVFCH09	09/22/2023	09/20/2024	26	64,990	2498.92	1,417			295		1,022			(708)					
Invesco Dynamic Growth Index		N/A	Equity/Index	AEL 85LNZLR1WR9SYRVFCH09	09/22/2023	09/23/2024	456	1,140,733	2498.92	24,982			5,205		18,101			(12,491)					
S&P 500 Index Option		N/A	Equity/Index	AEL 85LNZLR1WR9SYRVFCH09	09/25/2023	09/25/2024	534	2,316,906	4337.44	108,098			22,520		260,846			(54,049)					
S&P 500 Dividend Aristocrats Daily Risk Control 5% Total Return		N/A	Equity/Index	AEL 85LNZLR1WR9SYRVFCH09	09/25/2023	09/25/2024	92	294,149	3192.06	13,912			2,898		15,776			(6,956)					
S&P 500 Dividend Aristocrats Daily Risk Control 5% Excess Return		N/A	Equity/Index	AEL 85LNZLR1WR9SYRVFCH09	09/25/2023	09/25/2024	932	1,645,449	1765.31	35,706			7,439		30,897			(17,853)					
S&P 500 Dividend Aristocrats Daily Risk Control 5% Excess Return		N/A	Equity/Index	AEL 85LNZLR1WR9SYRVFCH09	09/25/2023	09/25/2025	171	302,038	1765.31	9,182			5,547		9,464			(2,295)					
Franklin Global Trends Index		N/A	Equity/Index	AEL 85LNZLR1WR9SYRVFCH09	09/25/2023	09/25/2024	46	10,762	234.98	251			52		366			(125)					
Franklin Global Trends Index		N/A	Equity/Index	AEL 85LNZLR1WR9SYRVFCH09	09/25/2023	09/25/2025	63	14,876	234.98	483			292		633			(121)					
S&P 500 Dividend Aristocrats Daily Risk Control 5% Total Return		N/A	Equity/Index	AEL 85LNZLR1WR9SYRVFCH09	09/27/2023	09/27/2024	58	182,345	3166.67	8,376			1,745		10,994			(4,188)					
S&P 500 Dividend Aristocrats Daily Risk Control 5% Excess Return		N/A	Equity/Index	AEL 85LNZLR1WR9SYRVFCH09	09/27/2023	09/27/2024	1,237	2,166,324	1750.73	47,009			9,794		54,734			(23,505)					

E06.49

STATEMENT AS OF JUNE 30, 2024 OF THE EAGLE LIFE INSURANCE COMPANY

SCHEDULE DB - PART A - SECTION 1

Showing all Options, Caps, Floors, Collars, Swaps and Forwards Open as of Current Statement Date

1	2	3	4	5	6	7	8	9	10	11	12	13	14	15	16	17	18	19	20	21	22	23	
Description	Description of Item(s) Hedged, Used for Income Generation or Replicated	Schedule/ Exhibit Identifier	Type(s) of Risk(s) (a)	Exchange, Counterparty or Central Clearinghouse	Trade Date	Date of Maturity or Expiration	Number of Contracts	Notional Amount	Strike Price, Rate or Index Received (Paid)	Cumulative Prior Year(s) Initial Cost of Un-discounted Premium (Received) Paid	Current Year Initial Cost of Un-discounted Premium (Received) Paid	Current Year Income	Book/ Adjusted Carrying Value	Code	Fair Value	Unrealized Valuation Increase/ (Decrease)	Total Foreign Exchange Change in B./A.C.V.	Current Year's (Amortization)/ Accretion	Adjustment to Carrying Value of Hedged Item	Potential Exposure	Credit Quality of Reference Entity	Hedge Effectiveness at Inception and at Quarter-end (b)	
S&P 500 Dividend Aristocrats Daily Risk Control 5% Excess Return		N/A	Equity/Index	AEL 85LNZLR1WR9SYRVFCH09	09/27/2023	09/26/2025	377	660,779	1750.73	20,220			12,216		24,195			(5,055)					
Invesco Dynamic Growth Index		N/A	Equity/Index	AEL 85LNZLR1WR9SYRVFCH09	09/27/2023	09/27/2024	243	604,355	2484.42	13,235			2,757		12,142			(6,618)					
Invesco Dynamic Growth Index		N/A	Equity/Index	AEL 85LNZLR1WR9SYRVFCH09	09/27/2023	09/26/2025	102	252,601	2484.42	7,654			4,624		7,460			(1,913)					
S&P 500 Index Option PTP		N/A	Equity/Index	AEL 85LNZLR1WR9SYRVFCH09	09/28/2023	09/27/2024	840	3,611,500	4299.7	156,608			32,627		310,753			(78,304)					
S&P 500 Dividend Aristocrats Daily Risk Control 5% Total Return		N/A	Equity/Index	AEL 85LNZLR1WR9SYRVFCH09	09/28/2023	09/27/2024	69	218,235	3173.59	9,777			2,037		12,414			(4,888)					
S&P 500 Dividend Aristocrats Daily Risk Control 5% Excess Return		N/A	Equity/Index	AEL 85LNZLR1WR9SYRVFCH09	09/28/2023	09/27/2024	602	1,056,586	1754.29	22,822			4,755		24,960			(11,411)					
S&P 500 Dividend Aristocrats Daily Risk Control 5% Excess Return		N/A	Equity/Index	AEL 85LNZLR1WR9SYRVFCH09	09/28/2023	09/26/2025	292	512,984	1754.29	15,595			9,422		18,101			(3,899)					
S&P 500 Dividend Aristocrats Daily Risk Control 5% Excess Return		N/A	Equity/Index	AEL 85LNZLR1WR9SYRVFCH09	09/29/2023	09/30/2024	616	1,077,883	1750.84	23,282			4,850		27,316			(11,641)					
S&P 500 Dividend Aristocrats Daily Risk Control 5% Excess Return		N/A	Equity/Index	AEL 85LNZLR1WR9SYRVFCH09	09/29/2023	10/01/2024	475	832,240	1750.84	17,976			3,745		21,126			(8,988)					
Franklin Global Trends Index		N/A	Equity/Index	AEL 85LNZLR1WR9SYRVFCH09	09/29/2023	09/27/2024	483	112,863	233.45	2,630			548		4,546			(1,315)					
Franklin Global Trends Index		N/A	Equity/Index	AEL 85LNZLR1WR9SYRVFCH09	09/29/2023	09/29/2025	274	63,880	233.45	2,082			1,258		3,036			(521)					
Invesco Dynamic Growth Index		N/A	Equity/Index	AEL 85LNZLR1WR9SYRVFCH09	09/29/2023	09/27/2024	71	177,103	2492.51	3,861			804		3,149			(1,930)					
Invesco Dynamic Growth Index		N/A	Equity/Index	AEL 85LNZLR1WR9SYRVFCH09	09/29/2023	09/29/2025	23	58,399	2492.51	1,769			1,069		1,621			(442)					
S&P 500 Index Option PTP		N/A	Equity/Index	AEL 85LNZLR1WR9SYRVFCH09	10/06/2023	10/04/2024	721	3,107,337	4308.5	102,153			29,795		193,323			(51,076)					
S&P 500 Index Option PTP		N/A	Equity/Index	AEL 85LNZLR1WR9SYRVFCH09	10/06/2023	10/07/2024	491	2,114,357	4308.5	83,206			24,268		168,593			(41,603)					
S&P 500 Index Option PTP		N/A	Equity/Index	AEL 85LNZLR1WR9SYRVFCH09	10/06/2023	10/08/2024	563	2,423,759	4308.5	110,787			32,313		267,863			(55,394)					
S&P 500 Index Option PTP		N/A	Equity/Index	AEL 85LNZLR1WR9SYRVFCH09	10/09/2023	10/09/2024	278	1,204,030	4335.66	73,239			21,361		193,729			(36,619)					
S&P 500 Dividend Aristocrats Daily Risk Control 5% Total Return		N/A	Equity/Index	AEL 85LNZLR1WR9SYRVFCH09	10/09/2023	10/09/2024	5	15,257	3156.52	699			204		1,018			(349)					
S&P 500 Dividend Aristocrats Daily Risk Control 5% Excess Return		N/A	Equity/Index	AEL 85LNZLR1WR9SYRVFCH09	10/09/2023	10/09/2024	237	413,522	1741.95	8,973			2,617		12,388			(4,487)					
S&P 500 Dividend Aristocrats Daily Risk Control 5% Excess Return		N/A	Equity/Index	AEL 85LNZLR1WR9SYRVFCH09	10/09/2023	10/09/2025	38	65,852	1741.95	2,015			1,301		2,655			(504)					

EOG:50

STATEMENT AS OF JUNE 30, 2024 OF THE EAGLE LIFE INSURANCE COMPANY

SCHEDULE DB - PART A - SECTION 1

Showing all Options, Caps, Floors, Collars, Swaps and Forwards Open as of Current Statement Date

1	2	3	4	5	6	7	8	9	10	11	12	13	14	15	16	17	18	19	20	21	22	23	
Description	Description of Item(s) Hedged, Used for Income Generation or Replicated	Schedule/ Exhibit Identifier	Type(s) of Risk(s) (a)	Exchange, Counterparty or Central Clearinghouse	Trade Date	Date of Maturity or Expiration	Number of Contracts	Notional Amount	Strike Price, Rate or Index Received (Paid)	Cumulative Prior Year(s) Initial Cost of Un-discounted Premium (Received) Paid	Current Year Initial Cost of Un-discounted Premium (Received) Paid	Current Year Income	Book/ Adjusted Carrying Value	Code	Fair Value	Unrealized Valuation Increase/ (Decrease)	Total Foreign Exchange Change in B./A.C.V.	Current Year's (Amortization)/ Accretion	Adjustment to Carrying Value of Hedged Item	Potential Exposure	Credit Quality of Reference Entity	Hedge Effectiveness at Inception and at Quarter-end (b)	
Invesco Dynamic Growth Index		N/A	Equity/Index	AEL 85LNZLR1WR9SYRVFCH09	10/09/2023	10/09/2024	200	497,677	2485	10,899			3,179		10,152			(5,450)					
Invesco Dynamic Growth Index		N/A	Equity/Index	AEL 85LNZLR1WR9SYRVFCH09	10/09/2023	10/09/2025	248	617,070	2485	18,697			12,075		18,296			(4,674)					
Franklin Global Trends Index		N/A	Equity/Index	AEL 85LNZLR1WR9SYRVFCH09	10/10/2023	10/10/2024	860	199,861	232.49	4,677			1,364		8,892			(2,338)					
Invesco Dynamic Growth Index		N/A	Equity/Index	AEL 85LNZLR1WR9SYRVFCH09	10/10/2023	10/10/2024	142	352,294	2488.57	7,715			2,250		6,843			(3,858)					
S&P 500 Index Option PTP		N/A	Equity/Index	AEL 85LNZLR1WR9SYRVFCH09	10/10/2023	10/10/2024	556	2,423,856	4358.24	143,368			41,816		350,062			(71,684)					
S&P 500 Index Option CLQ		N/A	Equity/Index	AEL 85LNZLR1WR9SYRVFCH09	10/10/2023	10/10/2024	5	21,029	4358.24	654			191		2,803			(327)					
S&P 500 Dividend Aristocrats Daily Risk Control 5% Excess Return		N/A	Equity/Index	AEL 85LNZLR1WR9SYRVFCH09	10/10/2023	10/10/2024	279	487,563	1747.38	10,531			3,072		13,347			(5,266)					
S&P 500 Index Option PTP		N/A	Equity/Index	AEL 85LNZLR1WR9SYRVFCH09	10/11/2023	10/11/2024	1,106	4,842,016	4376.95	201,380			58,736		419,518			(100,690)					
S&P 500 Index Option PTP		N/A	Equity/Index	AEL 85LNZLR1WR9SYRVFCH09	10/11/2023	10/11/2024	58	254,234	4376.95	16,248			10,493		25,734			(4,062)					
S&P 500 Index Option CLQ		N/A	Equity/Index	AEL 85LNZLR1WR9SYRVFCH09	10/11/2023	10/11/2024		103	4376.95	3			1		13			(2)					
S&P 500 Dividend Aristocrats Daily Risk Control 5% Total Return		N/A	Equity/Index	AEL 85LNZLR1WR9SYRVFCH09	10/11/2023	10/11/2024	179	566,000	3166.98	25,710			7,499		35,607			(12,855)					
S&P 500 Dividend Aristocrats Daily Risk Control 5% Excess Return		N/A	Equity/Index	AEL 85LNZLR1WR9SYRVFCH09	10/11/2023	10/11/2024	816	1,424,990	1747.19	31,065			9,061		39,193			(15,532)					
S&P 500 Dividend Aristocrats Daily Risk Control 5% Excess Return		N/A	Equity/Index	AEL 85LNZLR1WR9SYRVFCH09	10/11/2023	10/10/2025	817	1,426,802	1747.19	43,660			28,197		54,640			(10,915)					
Franklin Global Trends Index		N/A	Equity/Index	AEL 85LNZLR1WR9SYRVFCH09	10/11/2023	10/11/2024	487	113,561	233.18	2,657			775		4,729			(1,329)					
Franklin Global Trends Index		N/A	Equity/Index	AEL 85LNZLR1WR9SYRVFCH09	10/11/2023	10/10/2025	1,438	335,285	233.18	10,930			7,059		16,294			(2,733)					
Invesco Dynamic Growth Index		N/A	Equity/Index	AEL 85LNZLR1WR9SYRVFCH09	10/11/2023	10/11/2024	271	675,639	2492.35	14,796			4,316		12,448			(7,398)					
Invesco Dynamic Growth Index		N/A	Equity/Index	AEL 85LNZLR1WR9SYRVFCH09	10/11/2023	10/10/2025	63	156,864	2492.35	4,753			3,070		4,393			(1,188)					
S&P 500 Index Option PTP		N/A	Equity/Index	AEL 85LNZLR1WR9SYRVFCH09	10/12/2023	10/11/2024	671	2,919,371	4349.61	115,641			33,729		249,239			(57,820)					
S&P 500 Dividend Aristocrats Daily Risk Control 5% Total Return		N/A	Equity/Index	AEL 85LNZLR1WR9SYRVFCH09	10/12/2023	10/11/2024	17	52,400	3150.72	2,399			700		3,614			(1,199)					
S&P 500 Dividend Aristocrats Daily Risk Control 5% Excess Return		N/A	Equity/Index	AEL 85LNZLR1WR9SYRVFCH09	10/12/2023	10/11/2024	829	1,441,590	1737.96	30,970			9,033		46,154			(15,485)					
S&P 500 Dividend Aristocrats Daily Risk Control 5% Excess Return		N/A	Equity/Index	AEL 85LNZLR1WR9SYRVFCH09	10/12/2023	10/10/2025	665	1,155,919	1737.96	35,103			22,671		48,487			(8,776)					
Franklin Global Trends Index		N/A	Equity/Index	AEL 85LNZLR1WR9SYRVFCH09	10/12/2023	10/11/2024	724	168,002	231.9	3,914			1,142		7,896			(1,957)					

EOG:51

STATEMENT AS OF JUNE 30, 2024 OF THE EAGLE LIFE INSURANCE COMPANY

SCHEDULE DB - PART A - SECTION 1

Showing all Options, Caps, Floors, Collars, Swaps and Forwards Open as of Current Statement Date

1	2	3	4	5	6	7	8	9	10	11	12	13	14	15	16	17	18	19	20	21	22	23	
Description	Description of Item(s) Hedged, Used for Income Generation or Replicated	Schedule/ Exhibit Identifier	Type(s) of Risk(s) (a)	Exchange, Counterparty or Central Clearinghouse	Trade Date	Date of Maturity or Expiration	Number of Contracts	Notional Amount	Strike Price, Rate or Index Received (Paid)	Cumulative Prior Year(s) Initial Cost of Un-discounted Premium (Received) Paid	Current Year Initial Cost of Un-discounted Premium (Received) Paid	Current Year Income	Book/ Adjusted Carrying Value	Code	Fair Value	Unrealized Valuation Increase/ (Decrease)	Total Foreign Exchange Change in B./A.C.V.	Current Year's (Amortization)/ Accretion	Adjustment to Carrying Value of Hedged Item	Potential Exposure	Credit Quality of Reference Entity	Hedge Effectiveness at Inception and at Quarter-end (b)	
Franklin Global Trends Index		N/A	Equity/Index	AEL 85LNZLR1WR9SYRVFCH09	10/12/2023	10/10/2025	284	68,146	231.9	2,215			1,430		3,606			(554)					
Invesco Dynamic Growth Index		N/A	Equity/Index	AEL 85LNZLR1WR9SYRVFCH09	10/12/2023	10/11/2024	95	234,449	2476.33	5,134			1,498		5,404			(2,567)					
Invesco Dynamic Growth Index		N/A	Equity/Index	AEL 85LNZLR1WR9SYRVFCH09	10/12/2023	10/10/2025	319	788,784	2476.33	23,900			15,436		25,011			(5,975)					
S&P 500 Index Option		N/A	Equity/Index	AEL 85LNZLR1WR9SYRVFCH09	10/13/2023	10/11/2024	1,660	7,184,381	4327.78	258,103			75,280		508,296			(129,052)					
S&P 500 Index Option		N/A	Equity/Index	AEL 85LNZLR1WR9SYRVFCH09	10/13/2023	10/15/2024	585	2,533,195	4327.78	101,110			29,490		216,230			(50,555)					
S&P Digital		N/A	Equity/Index	AEL 85LNZLR1WR9SYRVFCH09	10/13/2023	10/11/2024	3	12,317	4327.78	124			36		179			(62)					
S&P 500 Dividend Aristocrats Daily Risk Control 5% Total Return		N/A	Equity/Index	AEL 85LNZLR1WR9SYRVFCH09	10/13/2023	10/11/2024	1	3,101	3150.92	141			41		214			(71)					
S&P 500 Dividend Aristocrats Daily Risk Control 5% Excess Return		N/A	Equity/Index	AEL 85LNZLR1WR9SYRVFCH09	10/13/2023	10/11/2024	1,061	1,844,206	1737.81	39,835			11,618		59,183			(19,917)					
S&P 500 Dividend Aristocrats Daily Risk Control 5% Excess Return		N/A	Equity/Index	AEL 85LNZLR1WR9SYRVFCH09	10/13/2023	10/13/2025	94	162,822	1737.81	4,934			3,186		6,850			(1,233)					
S&P 500 Dividend Aristocrats Daily Risk Control 5% Excess Return		N/A	Equity/Index	AEL 85LNZLR1WR9SYRVFCH09	10/13/2023	10/15/2024	307	533,911	1737.81	11,479			3,348		17,204			(5,740)					
Franklin Global Trends Index		N/A	Equity/Index	AEL 85LNZLR1WR9SYRVFCH09	10/13/2023	10/11/2024	244	56,799	232.66	1,323			386		2,487			(662)					
Invesco Dynamic Growth Index		N/A	Equity/Index	AEL 85LNZLR1WR9SYRVFCH09	10/13/2023	10/11/2024	57	140,515	2477.18	3,063			893		3,202			(1,532)					
Invesco Dynamic Growth Index		N/A	Equity/Index	AEL 85LNZLR1WR9SYRVFCH09	10/13/2023	10/10/2025	64	158,745	2477.18	4,810			3,106		5,001			(1,202)					
S&P 500 Index Option		N/A	Equity/Index	AEL 85LNZLR1WR9SYRVFCH09	10/16/2023	10/16/2024	849	3,713,117	4373.63	226,800			66,150		576,566			(113,400)					
S&P 500 Dividend Aristocrats Daily Risk Control 5% Total Return		N/A	Equity/Index	AEL 85LNZLR1WR9SYRVFCH09	10/16/2023	10/16/2024	12	38,355	3165.31	1,758			513		2,487			(879)					
S&P 500 Dividend Aristocrats Daily Risk Control 5% Excess Return		N/A	Equity/Index	AEL 85LNZLR1WR9SYRVFCH09	10/16/2023	10/16/2024	750	1,309,285	1744.96	28,150			8,210		37,649			(14,075)					
S&P 500 Dividend Aristocrats Daily Risk Control 5% Excess Return		N/A	Equity/Index	AEL 85LNZLR1WR9SYRVFCH09	10/16/2023	10/16/2025	78	135,800	1744.96	4,128			2,666		5,336			(1,032)					
Invesco Dynamic Growth Index		N/A	Equity/Index	AEL 85LNZLR1WR9SYRVFCH09	10/16/2023	10/16/2024	100	246,978	2479.15	5,409			1,578		5,526			(2,704)					
Invesco Dynamic Growth Index		N/A	Equity/Index	AEL 85LNZLR1WR9SYRVFCH09	10/16/2023	10/16/2025	205	508,037	2479.15	15,394			9,942		15,824			(3,848)					
Franklin Global Trends Index		N/A	Equity/Index	AEL 85LNZLR1WR9SYRVFCH09	10/17/2023	10/17/2024	1,956	451,237	230.64	10,514			3,067		23,684			(5,257)					
Franklin Global Trends Index		N/A	Equity/Index	AEL 85LNZLR1WR9SYRVFCH09	10/17/2023	10/17/2025	795	183,258	230.64	5,956			3,847		10,530			(1,489)					
Invesco Dynamic Growth Index		N/A	Equity/Index	AEL 85LNZLR1WR9SYRVFCH09	10/17/2023	10/17/2024	467	1,155,317	2473.48	25,301			7,380		27,877			(12,651)					

E06.52

STATEMENT AS OF JUNE 30, 2024 OF THE EAGLE LIFE INSURANCE COMPANY

SCHEDULE DB - PART A - SECTION 1

Showing all Options, Caps, Floors, Collars, Swaps and Forwards Open as of Current Statement Date

1	2	3	4	5	6	7	8	9	10	11	12	13	14	15	16	17	18	19	20	21	22	23	
Description	Description of Item(s) Hedged, Used for Income Generation or Replicated	Schedule/ Exhibit Identifier	Type(s) of Risk(s) (a)	Exchange, Counterparty or Central Clearinghouse	Trade Date	Date of Maturity or Expiration	Number of Contracts	Notional Amount	Strike Price, Rate or Index Received (Paid)	Cumulative Prior Year(s) Initial Cost of Un-discounted Premium (Received) Paid	Current Year Initial Cost of Un-discounted Premium (Received) Paid	Current Year Income	Book/ Adjusted Carrying Value	Code	Fair Value	Unrealized Valuation Increase/ (Decrease)	Total Foreign Exchange Change in B./A.C.V.	Current Year's (Amortization)/ Accretion	Adjustment to Carrying Value of Hedged Item	Potential Exposure	Credit Quality of Reference Entity	Hedge Effectiveness at Inception and at Quarter-end (b)	
Invesco Dynamic Growth Index		N/A	Equity/Index	AEL 85LNZLR1WR9SYRVFCH09	10/17/2023	10/17/2025	414	1,024,695	2473.48	31,048			20,052		33,329			(7,762)					
S&P 500 Index Option		N/A	Equity/Index	AEL 85LNZLR1WR9SYRVFCH09	10/17/2023	10/17/2024	624	2,730,950	4373.2	135,282			39,457		300,914			(67,641)					
S&P 500 Index Option		N/A	Equity/Index	AEL 85LNZLR1WR9SYRVFCH09	10/02/2023	10/02/2024	855	3,665,552	4288.39	201,725			58,836		482,132			(100,862)					
S&P 500 Index Option		N/A	Equity/Index	AEL 85LNZLR1WR9SYRVFCH09	10/02/2023	10/02/2025	98	419,570	4288.39	40,782			26,339		65,588			(10,196)					
S&P 500 Dividend Aristocrats Daily Risk Control 5% Total Return		N/A	Equity/Index	AEL 85LNZLR1WR9SYRVFCH09	10/02/2023	10/02/2024	80	253,711	3152.78	13,073			3,813		17,790			(6,537)					
S&P 500 Dividend Aristocrats Daily Risk Control 5% Excess Return		N/A	Equity/Index	AEL 85LNZLR1WR9SYRVFCH09	10/02/2023	10/02/2024	524	913,306	1741.73	19,727			5,754		27,231			(9,864)					
S&P 500 Dividend Aristocrats Daily Risk Control 5% Excess Return		N/A	Equity/Index	AEL 85LNZLR1WR9SYRVFCH09	10/02/2023	10/02/2025	682	1,188,250	1741.73	36,242			23,406		47,827			(9,060)					
Franklin Global Trends Index		N/A	Equity/Index	AEL 85LNZLR1WR9SYRVFCH09	10/02/2023	10/02/2025	5,052	1,172,500	232.1	38,106			24,610		61,098			(9,527)					
Invesco Dynamic Growth Index		N/A	Equity/Index	AEL 85LNZLR1WR9SYRVFCH09	10/02/2023	10/02/2024	2	5,820	2479.05	127			37		127			(64)					
Invesco Dynamic Growth Index		N/A	Equity/Index	AEL 85LNZLR1WR9SYRVFCH09	10/02/2023	10/02/2025	1,453	3,600,989	2479.05	109,110			70,467		111,303			(27,277)					
S&P 500 Index Option		N/A	Equity/Index	AEL 85LNZLR1WR9SYRVFCH09	10/03/2023	10/03/2024	408	1,725,766	4229.45	103,925			30,311		288,322			(51,963)					
S&P 500 Index Option		N/A	Equity/Index	AEL 85LNZLR1WR9SYRVFCH09	10/03/2023	10/03/2024	1	3,788	4229.45	112			33		475			(56)					
S&P 500 Dividend Aristocrats Daily Risk Control 5% Excess Return		N/A	Equity/Index	AEL 85LNZLR1WR9SYRVFCH09	10/03/2023	10/03/2024	250	433,653	1735.74	9,324			2,719		14,263			(4,662)					
S&P 500 Dividend Aristocrats Daily Risk Control 5% Excess Return		N/A	Equity/Index	AEL 85LNZLR1WR9SYRVFCH09	10/03/2023	10/03/2025	138	239,398	1735.74	7,278			4,700		10,222			(1,819)					
Franklin Global Trends Index		N/A	Equity/Index	AEL 85LNZLR1WR9SYRVFCH09	10/03/2023	10/03/2024	381	87,973	230.69	2,050			598		4,588			(1,025)					
Invesco Dynamic Growth Index		N/A	Equity/Index	AEL 85LNZLR1WR9SYRVFCH09	10/03/2023	10/03/2024	198	487,205	2461.47	10,670			3,112		13,446			(5,335)					
Invesco Dynamic Growth Index		N/A	Equity/Index	AEL 85LNZLR1WR9SYRVFCH09	10/03/2023	10/03/2025	60	147,549	2461.47	4,471			2,887		5,207			(1,118)					
S&P 500 Index Option		N/A	Equity/Index	AEL 85LNZLR1WR9SYRVFCH09	10/04/2023	10/04/2024	1,463	6,237,490	4263.75	286,597			83,591		563,001			(143,299)					
S&P 500 Index Option		N/A	Equity/Index	AEL 85LNZLR1WR9SYRVFCH09	10/04/2023	10/03/2025	45	189,900	4263.75	12,673			8,185		22,033			(3,168)					
S&P 500 Dividend Aristocrats Daily Risk Control 5% Total Return		N/A	Equity/Index	AEL 85LNZLR1WR9SYRVFCH09	10/04/2023	10/04/2024	87	275,042	3152.08	12,403			3,618		18,016			(6,202)					
S&P 500 Dividend Aristocrats Daily Risk Control 5% Excess Return		N/A	Equity/Index	AEL 85LNZLR1WR9SYRVFCH09	10/04/2023	10/04/2024	362	630,462	1740.82	13,744			4,009		19,129			(6,872)					

E06.53

STATEMENT AS OF JUNE 30, 2024 OF THE EAGLE LIFE INSURANCE COMPANY

SCHEDULE DB - PART A - SECTION 1

Showing all Options, Caps, Floors, Collars, Swaps and Forwards Open as of Current Statement Date

1	2	3	4	5	6	7	8	9	10	11	12	13	14	15	16	17	18	19	20	21	22	23	
Description	Description of Item(s) Hedged, Used for Income Generation or Replicated	Schedule/ Exhibit Identifier	Type(s) of Risk(s) (a)	Exchange, Counterparty or Central Clearinghouse	Trade Date	Date of Maturity or Expiration	Number of Contracts	Notional Amount	Strike Price, Rate or Index Received (Paid)	Cumulative Prior Year(s) Initial Cost of Un-discounted Premium (Received) Paid	Current Year Initial Cost of Un-discounted Premium (Received) Paid	Current Year Income	Book/ Adjusted Carrying Value	Code	Fair Value	Unrealized Valuation Increase/ (Decrease)	Total Foreign Exchange Change in B./A.C.V.	Current Year's (Amortization)/ Accretion	Adjustment to Carrying Value of Hedged Item	Potential Exposure	Credit Quality of Reference Entity	Hedge Effectiveness at Inception and at Quarter-end (b)	
S&P 500 Dividend Aristocrats Daily Risk Control 5% Excess Return		N/A	Equity/Index	AEL 85LNZLR1WR9SYRVFCH09	10/04/2023	10/03/2025	247	429,345	1740.82	13,138			8,485		17,447			(3,284)					
Franklin Global Trends Index		N/A	Equity/Index	AEL 85LNZLR1WR9SYRVFCH09	10/04/2023	10/04/2024	163	37,620	231.47	877			256		1,834			(438)					
Invesco Dynamic Growth Index		N/A	Equity/Index	AEL 85LNZLR1WR9SYRVFCH09	10/04/2023	10/04/2024	301	743,506	2471.16	16,283			4,749		18,165			(8,141)					
S&P 500 Index Option PTP		N/A	Equity/Index	AEL 85LNZLR1WR9SYRVFCH09	10/04/2023	10/03/2025	156	384,439	2471.16	11,649			7,523		12,625			(2,912)					
S&P 500 Dividend Aristocrats Daily Risk Control 5% Excess Return		N/A	Equity/Index	AEL 85LNZLR1WR9SYRVFCH09	10/05/2023	10/04/2024	1,104	4,700,734	4258.19	197,268			57,537		401,107			(98,634)					
S&P 500 Dividend Aristocrats Daily Risk Control 5% Excess Return		N/A	Equity/Index	AEL 85LNZLR1WR9SYRVFCH09	10/05/2023	10/04/2024	1,552	2,691,725	1734.45	57,872			16,879		90,418			(28,936)					
S&P 500 Dividend Aristocrats Daily Risk Control 5% Excess Return		N/A	Equity/Index	AEL 85LNZLR1WR9SYRVFCH09	10/05/2023	10/03/2025	538	933,912	1734.45	28,298			18,275		40,377			(7,074)					
Invesco Dynamic Growth Index		N/A	Equity/Index	AEL 85LNZLR1WR9SYRVFCH09	10/05/2023	10/04/2024	252	621,727	2471.27	13,616			3,971		15,168			(6,808)					
Invesco Dynamic Growth Index		N/A	Equity/Index	AEL 85LNZLR1WR9SYRVFCH09	10/05/2023	10/03/2025	29	71,569	2471.27	2,169			1,401		2,348			(542)					
Franklin Global Trends Index		N/A	Equity/Index	AEL 85LNZLR1WR9SYRVFCH09	10/06/2023	10/04/2024	542	125,287	230.97	2,919			851		6,382			(1,460)					
Invesco Dynamic Growth Index		N/A	Equity/Index	AEL 85LNZLR1WR9SYRVFCH09	10/06/2023	10/04/2024	349	861,817	2472.06	18,788			5,480		20,808			(9,394)					
Invesco Dynamic Growth Index		N/A	Equity/Index	AEL 85LNZLR1WR9SYRVFCH09	10/06/2023	10/07/2024	40	98,711	2472.06	2,162			631		2,393			(1,081)					
Invesco Dynamic Growth Index		N/A	Equity/Index	AEL 85LNZLR1WR9SYRVFCH09	10/06/2023	10/06/2025	368	910,078	2472.06	27,575			17,809		29,736			(6,894)					
S&P 500 Dividend Aristocrats Daily Risk Control 5% Total Return		N/A	Equity/Index	AEL 85LNZLR1WR9SYRVFCH09	10/06/2023	10/04/2024	17	53,349	3146.07	2,475			722		3,709			(1,238)					
S&P 500 Dividend Aristocrats Daily Risk Control 5% Total Return		N/A	Equity/Index	AEL 85LNZLR1WR9SYRVFCH09	10/06/2023	10/07/2024	84	265,192	3146.07	12,358			3,604		18,551			(6,179)					
S&P 500 Dividend Aristocrats Daily Risk Control 5% Excess Return		N/A	Equity/Index	AEL 85LNZLR1WR9SYRVFCH09	10/06/2023	10/04/2024	422	732,231	1736.97	15,889			4,634		23,644			(7,945)					
S&P 500 Dividend Aristocrats Daily Risk Control 5% Excess Return		N/A	Equity/Index	AEL 85LNZLR1WR9SYRVFCH09	10/06/2023	10/06/2025	528	917,095	1736.97	27,971			18,065		38,758			(6,993)					
S&P 500 Dividend Aristocrats Daily Risk Control 5% Excess Return		N/A	Equity/Index	AEL 85LNZLR1WR9SYRVFCH09	10/06/2023	10/07/2024	152	263,458	1736.97	5,691			1,660		8,533			(2,845)					
S&P 500 Dividend Aristocrats Daily Risk Control 5% Excess Return		N/A	Equity/Index	AEL 85LNZLR1WR9SYRVFCH09	10/06/2023	10/08/2024	335	581,260	1736.97	12,613			3,679		18,844			(6,307)					

E06.54

STATEMENT AS OF JUNE 30, 2024 OF THE EAGLE LIFE INSURANCE COMPANY

SCHEDULE DB - PART A - SECTION 1

Showing all Options, Caps, Floors, Collars, Swaps and Forwards Open as of Current Statement Date

1	2	3	4	5	6	7	8	9	10	11	12	13	14	15	16	17	18	19	20	21	22	23	
Description	Description of Item(s) Hedged, Used for Income Generation or Replicated	Schedule/ Exhibit Identifier	Type(s) of Risk(s) (a)	Exchange, Counterparty or Central Clearinghouse	Trade Date	Date of Maturity or Expiration	Number of Contracts	Notional Amount	Strike Price, Rate or Index Received (Paid)	Cumulative Prior Year(s) Initial Cost of Un-discounted Premium (Received) Paid	Current Year Initial Cost of Un-discounted Premium (Received) Paid	Current Year Income	Book/ Adjusted Carrying Value	Code	Fair Value	Unrealized Valuation Increase/ (Decrease)	Total Foreign Exchange Change in B./A.C.V.	Current Year's (Amortization)/ Accretion	Adjustment to Carrying Value of Hedged Item	Potential Exposure	Credit Quality of Reference Entity	Hedge Effectiveness at Inception and at Quarter-end (b)	
S&P 500 Dividend Aristocrats Daily Risk Control 5% Excess Return		N/A	Equity/Index	AEL 85LNZLR1WR9SYRVFCH09	10/17/2023	10/17/2024	392	685,944	1748.25	14,816			4,321		18,688			(7,408)					
S&P 500 Dividend Aristocrats Daily Risk Control 5% Excess Return		N/A	Equity/Index	AEL 85LNZLR1WR9SYRVFCH09	10/17/2023	10/17/2025	107	186,225	1748.25	5,661			3,656		7,086			(1,415)					
Franklin Global Trends Index		N/A	Equity/Index	AEL 85LNZLR1WR9SYRVFCH09	10/18/2023	10/18/2024	236	54,251	230.08	1,264			369		2,981			(632)					
Franklin Global Trends Index		N/A	Equity/Index	AEL 85LNZLR1WR9SYRVFCH09	10/18/2023	10/17/2025	161	36,934	230.08	1,197			773		2,197			(299)					
Invesco Dynamic Growth Index		N/A	Equity/Index	AEL 85LNZLR1WR9SYRVFCH09	10/18/2023	10/18/2024	96	235,698	2459.57	5,162			1,506		6,751			(2,581)					
Invesco Dynamic Growth Index		N/A	Equity/Index	AEL 85LNZLR1WR9SYRVFCH09	10/18/2023	10/17/2025	31	75,600	2459.57	2,283			1,475		2,723			(571)					
S&P 500 Index Option PTPT		N/A	Equity/Index	AEL 85LNZLR1WR9SYRVFCH09	10/18/2023	10/18/2024	1,485	6,408,244	4314.6	237,749			69,344		480,314			(118,875)					
S&P 500 Index Option PTPT		N/A	Equity/Index	AEL 85LNZLR1WR9SYRVFCH09	10/18/2023	10/17/2025	41	178,562	4314.6	18,386			11,874		37,166			(4,596)					
S&P 500 Dividend Aristocrats Daily Risk Control 5% Total Return		N/A	Equity/Index	AEL 85LNZLR1WR9SYRVFCH09	10/18/2023	10/18/2024	68	214,832	3150.38	9,870			2,879		14,971			(4,935)					
S&P 500 Dividend Aristocrats Daily Risk Control 5% Excess Return		N/A	Equity/Index	AEL 85LNZLR1WR9SYRVFCH09	10/18/2023	10/18/2024	712	1,236,294	1736.2	26,828			7,825		40,961			(13,414)					
S&P 500 Dividend Aristocrats Daily Risk Control 5% Excess Return		N/A	Equity/Index	AEL 85LNZLR1WR9SYRVFCH09	10/18/2023	10/17/2025	477	827,303	1736.2	25,315			16,350		35,423			(6,329)					
Invesco Dynamic Growth Index		N/A	Equity/Index	AEL 85LNZLR1WR9SYRVFCH09	10/19/2023	10/18/2024	250	612,156	2447.41	13,406			3,910		20,106			(6,703)					
Invesco Dynamic Growth Index		N/A	Equity/Index	AEL 85LNZLR1WR9SYRVFCH09	10/19/2023	10/17/2025	31	76,498	2447.41	2,310			1,492		3,004			(578)					
S&P 500 Index Option PTPT		N/A	Equity/Index	AEL 85LNZLR1WR9SYRVFCH09	10/19/2023	10/18/2024	670	2,866,186	4278	116,000			33,833		253,857			(58,000)					
S&P 500 Dividend Aristocrats Daily Risk Control 5% Excess Return		N/A	Equity/Index	AEL 85LNZLR1WR9SYRVFCH09	10/19/2023	10/18/2024	419	724,330	1727.22	15,501			4,521		27,374			(7,750)					
Franklin Global Trends Index		N/A	Equity/Index	AEL 85LNZLR1WR9SYRVFCH09	10/20/2023	10/18/2024	817	188,085	230.15	4,382			1,278		10,276			(2,191)					
Invesco Dynamic Growth Index		N/A	Equity/Index	AEL 85LNZLR1WR9SYRVFCH09	10/20/2023	10/18/2024	93	228,619	2447.4	5,007			1,460		7,510			(2,503)					
Invesco Dynamic Growth Index		N/A	Equity/Index	AEL 85LNZLR1WR9SYRVFCH09	10/20/2023	10/21/2024	54	131,010	2447.4	2,869			837		4,311			(1,435)					
Invesco Dynamic Growth Index		N/A	Equity/Index	AEL 85LNZLR1WR9SYRVFCH09	10/20/2023	10/20/2025	39	95,184	2447.4	2,884			1,863		3,742			(721)					
S&P 500 Index Option PTPT		N/A	Equity/Index	AEL 85LNZLR1WR9SYRVFCH09	10/20/2023	10/18/2024	985	3,949,829	4224.16	149,902			43,722		306,575			(74,951)					
S&P 500 Index Option PTPT		N/A	Equity/Index	AEL 85LNZLR1WR9SYRVFCH09	10/20/2023	10/21/2024	632	2,669,804	4224.16	80,798			23,566		150,426			(40,399)					
S&P 500 Index Option PTPT		N/A	Equity/Index	AEL 85LNZLR1WR9SYRVFCH09	10/20/2023	10/22/2024	603	2,545,124	4224.16	94,598			27,591		201,286			(47,299)					

E06.55

STATEMENT AS OF JUNE 30, 2024 OF THE EAGLE LIFE INSURANCE COMPANY

SCHEDULE DB - PART A - SECTION 1

Showing all Options, Caps, Floors, Collars, Swaps and Forwards Open as of Current Statement Date

1	2	3	4	5	6	7	8	9	10	11	12	13	14	15	16	17	18	19	20	21	22	23	
Description	Description of Item(s) Hedged, Used for Income Generation or Replicated	Schedule/ Exhibit Identifier	Type(s) of Risk(s) (a)	Exchange, Counterparty or Central Clearinghouse	Trade Date	Date of Maturity or Expiration	Number of Contracts	Notional Amount	Strike Price, Rate or Index Received (Paid)	Cumulative Prior Year(s) Initial Cost of Un-discounted Premium (Received) Paid	Current Year Initial Cost of Un-discounted Premium (Received) Paid	Current Year Income	Book/ Adjusted Carrying Value	Code	Fair Value	Unrealized Valuation Increase/ (Decrease)	Total Foreign Exchange Change in B./A.C.V.	Current Year's (Amortization)/ Accretion	Adjustment to Carrying Value of Hedged Item	Potential Exposure	Credit Quality of Reference Entity	Hedge Effectiveness at Inception and at Quarter-end (b)	
S&P 500 Index Option PTP		N/A	Equity/Index	AEL 85LNZLR1WR9SYRVFCH09	10/23/2023	10/23/2024	623	2,626,722	4217.04	104,821			30,573		234,027			(52,410)					
S&P 500 Dividend Aristocrats Daily Risk Control 5% Total Return		N/A	Equity/Index	AEL 85LNZLR1WR9SYRVFCH09	10/23/2023	10/23/2024	14	42,158	3117.7	1,952			569		3,455			(976)					
S&P 500 Dividend Aristocrats Daily Risk Control 5% Excess Return		N/A	Equity/Index	AEL 85LNZLR1WR9SYRVFCH09	10/23/2023	10/23/2024	391	671,073	1716.89	14,495			4,228		29,206			(7,248)					
S&P 500 Dividend Aristocrats Daily Risk Control 5% Excess Return		N/A	Equity/Index	AEL 85LNZLR1WR9SYRVFCH09	10/23/2023	10/23/2025	578	992,227	1716.89	30,164			19,481		50,857			(7,541)					
Invesco Dynamic Growth Index		N/A	Equity/Index	AEL 85LNZLR1WR9SYRVFCH09	10/24/2023	10/24/2024	101	246,527	2450.87	5,399			1,575		7,828			(2,699)					
Invesco Dynamic Growth Index		N/A	Equity/Index	AEL 85LNZLR1WR9SYRVFCH09	10/24/2023	10/24/2025	145	354,805	2450.87	10,751			6,943		13,636			(2,688)					
S&P 500 Index Option PTP		N/A	Equity/Index	AEL 85LNZLR1WR9SYRVFCH09	10/24/2023	10/24/2024	643	2,730,325	4247.68	125,386			36,571		284,522			(62,693)					
S&P 500 Dividend Aristocrats Daily Risk Control 5% Excess Return		N/A	Equity/Index	AEL 85LNZLR1WR9SYRVFCH09	10/24/2023	10/24/2024	479	824,975	1721.48	17,819			5,197		33,844			(8,910)					
S&P 500 Dividend Aristocrats Daily Risk Control 5% Excess Return		N/A	Equity/Index	AEL 85LNZLR1WR9SYRVFCH09	10/24/2023	10/24/2025	275	472,875	1721.48	14,328			9,254		23,278			(3,582)					
Franklin Global Trends Index		N/A	Equity/Index	AEL 85LNZLR1WR9SYRVFCH09	10/25/2023	10/25/2024	582	133,667	229.73	3,114			908		7,557			(1,557)					
Franklin Global Trends Index		N/A	Equity/Index	AEL 85LNZLR1WR9SYRVFCH09	10/25/2023	10/24/2025	1,669	383,313	229.73	12,458			8,046		23,328			(3,114)					
Invesco Dynamic Growth Index		N/A	Equity/Index	AEL 85LNZLR1WR9SYRVFCH09	10/25/2023	10/25/2024	701	1,707,488	2437.4	37,394			10,907		62,477			(18,697)					
Invesco Dynamic Growth Index		N/A	Equity/Index	AEL 85LNZLR1WR9SYRVFCH09	10/25/2023	10/24/2025	1,193	2,907,794	2437.4	88,106			56,902		122,587			(22,027)					
Blackrock Adaptive US Equity Index 7%		N/A	Equity/Index	AEL 85LNZLR1WR9SYRVFCH09	10/25/2023	10/25/2024	3	2,906	1001.51	83			24		392			(42)					
S&P 500 Index Option PTP		N/A	Equity/Index	AEL 85LNZLR1WR9SYRVFCH09	10/25/2023	10/25/2024	1,053	4,408,101	4186.77	191,068			55,728		397,331			(95,534)					
S&P 500 Index Option PTP		N/A	Equity/Index	AEL 85LNZLR1WR9SYRVFCH09	10/25/2023	10/24/2025	22	90,871	4186.77	5,254			3,393		8,560			(1,313)					
S&P 500 Index Option CLQ		N/A	Equity/Index	AEL 85LNZLR1WR9SYRVFCH09	10/25/2023	10/25/2024	1	4,546	4186.77	123			36		437			(62)					
S&P 500 Dividend Aristocrats Daily Risk Control 5% Total Return		N/A	Equity/Index	AEL 85LNZLR1WR9SYRVFCH09	10/25/2023	10/25/2024	287	894,690	3120.12	36,581			10,669		66,126			(18,290)					
S&P 500 Dividend Aristocrats Daily Risk Control 5% Excess Return		N/A	Equity/Index	AEL 85LNZLR1WR9SYRVFCH09	10/25/2023	10/25/2024	1,112	1,910,831	1717.7	41,274			12,038		82,386			(20,637)					
S&P 500 Dividend Aristocrats Daily Risk Control 5% Excess Return		N/A	Equity/Index	AEL 85LNZLR1WR9SYRVFCH09	10/25/2023	10/24/2025	567	974,092	1717.7	29,515			19,062		49,590			(7,379)					
Franklin Global Trends Index		N/A	Equity/Index	AEL 85LNZLR1WR9SYRVFCH09	10/26/2023	10/24/2025	3,204	738,885	230.62	24,014			15,509		42,580			(6,003)					

E06.56

STATEMENT AS OF JUNE 30, 2024 OF THE EAGLE LIFE INSURANCE COMPANY

SCHEDULE DB - PART A - SECTION 1

Showing all Options, Caps, Floors, Collars, Swaps and Forwards Open as of Current Statement Date

1	2	3	4	5	6	7	8	9	10	11	12	13	14	15	16	17	18	19	20	21	22	23		
Description	Description of Item(s) Hedged, Used for Income Generation or Replicated	Schedule/ Exhibit Identifier	Type(s) of Risk(s) (a)	Exchange, Counterparty or Central Clearinghouse	Trade Date	Date of Maturity or Expiration	Number of Contracts	Notional Amount	Strike Price, Rate or Index Received (Paid)	Cumulative Prior Year(s) Initial Cost of Un-discounted Premium (Received) Paid	Current Year Initial Cost of Un-discounted Premium (Received) Paid	Current Year Income	Book/ Adjusted Carrying Value	Code	Fair Value	Unrealized Valuation Increase/ (Decrease)	Total Foreign Exchange Change in B./A.C.V.	Current Year's (Amortization)/ Accretion	Adjustment to Carrying Value of Hedged Item	Potential Exposure	Credit Quality of Reference Entity	Hedge Effectiveness at Inception and at Quarter-end (b)		
Invesco Dynamic Growth Index		N/A	Equity/Index	AEL 85LNZLR1WR9SYRVFCH09	10/26/2023	10/25/2024	153	374,985	2443.86	8,212			2,395		12,842			(4,106)						
Invesco Dynamic Growth Index		N/A	Equity/Index	AEL 85LNZLR1WR9SYRVFCH09	10/26/2023	10/24/2025	376	919,215	2443.86	27,852			17,988		37,086			(6,963)						
S&P 500 Index Option		N/A	Equity/Index	AEL 85LNZLR1WR9SYRVFCH09	10/26/2023	10/25/2024	1,129	4,671,748	4137.23	176,693			51,535		408,548			(88,346)						
S&P 500 Dividend Aristocrats Daily Risk Control 5% Total Return		N/A	Equity/Index	AEL 85LNZLR1WR9SYRVFCH09	10/20/2023	10/18/2024	16	51,239	3124.9	2,396			699		4,080			(1,198)						
S&P 500 Dividend Aristocrats Daily Risk Control 5% Excess Return		N/A	Equity/Index	AEL 85LNZLR1WR9SYRVFCH09	10/20/2023	10/18/2024	496	854,550	1721.64	18,373			5,359		34,865			(9,186)						
S&P 500 Dividend Aristocrats Daily Risk Control 5% Excess Return		N/A	Equity/Index	AEL 85LNZLR1WR9SYRVFCH09	10/20/2023	10/21/2024	241	415,535	1721.64	8,934			2,606		16,982			(4,467)						
S&P 500 Dividend Aristocrats Daily Risk Control 5% Excess Return		N/A	Equity/Index	AEL 85LNZLR1WR9SYRVFCH09	10/20/2023	10/22/2024	252	433,364	1721.64	9,317			2,718		17,721			(4,659)						
Invesco Dynamic Growth Index		N/A	Equity/Index	AEL 85LNZLR1WR9SYRVFCH09	10/23/2023	10/23/2024	83	203,700	2449.43	4,461			1,301		6,566			(2,231)						
Invesco Dynamic Growth Index		N/A	Equity/Index	AEL 85LNZLR1WR9SYRVFCH09	10/23/2023	10/23/2025	519	1,272,000	2449.43	38,542			24,891		49,360			(9,635)						
S&P 500 Dividend Aristocrats Daily Risk Control 5% Excess Return		N/A	Equity/Index	AEL 85LNZLR1WR9SYRVFCH09	10/26/2023	10/25/2024	554	952,194	1717.9	20,567			5,999		40,949			(10,284)						
S&P 500 Dividend Aristocrats Daily Risk Control 5% Excess Return		N/A	Equity/Index	AEL 85LNZLR1WR9SYRVFCH09	10/26/2023	10/24/2025	205	351,895	1717.9	10,698			6,909		17,883			(2,674)						
Franklin Global Trends Index		N/A	Equity/Index	AEL 85LNZLR1WR9SYRVFCH09	10/27/2023	10/25/2024	298	68,725	230.78	1,601			467		3,571			(801)						
Invesco Dynamic Growth Index		N/A	Equity/Index	AEL 85LNZLR1WR9SYRVFCH09	10/27/2023	10/25/2024	138	335,746	2440.46	7,353			2,145		11,910			(3,676)						
Invesco Dynamic Growth Index		N/A	Equity/Index	AEL 85LNZLR1WR9SYRVFCH09	10/27/2023	10/28/2024	102	249,119	2440.46	5,456			1,591		8,849			(2,728)						
Invesco Dynamic Growth Index		N/A	Equity/Index	AEL 85LNZLR1WR9SYRVFCH09	10/27/2023	10/27/2025	138	336,000	2440.46	10,181			6,575		13,889			(2,545)						
S&P 500 Index Option		N/A	Equity/Index	AEL 85LNZLR1WR9SYRVFCH09	10/27/2023	10/25/2024	764	3,145,404	4117.37	115,699			33,746		268,176			(57,849)						
S&P 500 Index Option		N/A	Equity/Index	AEL 85LNZLR1WR9SYRVFCH09	10/27/2023	10/28/2024	524	2,159,228	4117.37	65,751			19,177		132,651			(32,876)						
S&P 500 Index Option		N/A	Equity/Index	AEL 85LNZLR1WR9SYRVFCH09	10/27/2023	10/29/2024	727	2,993,649	4117.37	104,007			30,335		230,447			(52,004)						
S&P 500 Dividend Aristocrats Daily Risk Control 5% Excess Return		N/A	Equity/Index	AEL 85LNZLR1WR9SYRVFCH09	10/30/2023	10/30/2025	4	7,712	1714.76	234			151		404			(58)						
S&P 500 Index Option		N/A	Equity/Index	AEL 85LNZLR1WR9SYRVFCH09	10/31/2023	10/31/2024	485	2,035,799	4193.8	113,036			32,969		298,126			(56,518)						

E06.57

STATEMENT AS OF JUNE 30, 2024 OF THE EAGLE LIFE INSURANCE COMPANY

SCHEDULE DB - PART A - SECTION 1

Showing all Options, Caps, Floors, Collars, Swaps and Forwards Open as of Current Statement Date

1	2	3	4	5	6	7	8	9	10	11	12	13	14	15	16	17	18	19	20	21	22	23	
Description	Description of Item(s) Hedged, Used for Income Generation or Replicated	Schedule/ Exhibit Identifier	Type(s) of Risk(s) (a)	Exchange, Counterparty or Central Clearinghouse	Trade Date	Date of Maturity or Expiration	Number of Contracts	Notional Amount	Strike Price, Rate or Index Received (Paid)	Cumulative Prior Year(s) Initial Cost of Un-discounted Premium (Received) Paid	Current Year Initial Cost of Un-discounted Premium (Received) Paid	Current Year Income	Book/ Adjusted Carrying Value	Code	Fair Value	Unrealized Valuation Increase/ (Decrease)	Total Foreign Exchange Change in B./A.C.V.	Current Year's (Amortization)/ Accretion	Adjustment to Carrying Value of Hedged Item	Potential Exposure	Credit Quality of Reference Entity	Hedge Effectiveness at Inception and at Quarter-end (b)	
S&P 500 Dividend Aristocrats Daily Risk Control 5% Excess Return		N/A	Equity/Index	AEL 85LNZLR1WR9SYRVFCH09	10/31/2023	10/31/2024	316	543,816	1719.84	11,746			3,426		22,881			(5,873)					
S&P 500 Dividend Aristocrats Daily Risk Control 5% Excess Return		N/A	Equity/Index	AEL 85LNZLR1WR9SYRVFCH09	10/31/2023	10/31/2025	1,025	1,762,746	1719.84	53,411			34,495		88,293			(13,353)					
Franklin Global Trends Index		N/A	Equity/Index	AEL 85LNZLR1WR9SYRVFCH09	10/31/2023	10/31/2024	500	115,065	230.03	2,693			785		6,359			(1,346)					
Invesco Dynamic Growth Index		N/A	Equity/Index	AEL 85LNZLR1WR9SYRVFCH09	10/31/2023	10/31/2024	592	1,446,934	2444.82	31,688			9,242		49,220			(15,844)					
Invesco Dynamic Growth Index		N/A	Equity/Index	AEL 85LNZLR1WR9SYRVFCH09	10/31/2023	10/31/2025	243	593,819	2444.82	17,993			11,620		23,862			(4,498)					
Blackrock Adaptive US Equity Index 7%		N/A	Equity/Index	AEL 85LNZLR1WR9SYRVFCH09	10/31/2023	10/31/2024	69	68,722	1000.32	1,959			571		9,359			(979)					
S&P 500 Dividend Aristocrats Daily Risk Control 5% Total Return		N/A	Equity/Index	AEL 85LNZLR1WR9SYRVFCH09	10/27/2023	10/25/2024	5	14,096	3103.47	646			188		1,229			(323)					
S&P 500 Dividend Aristocrats Daily Risk Control 5% Excess Return		N/A	Equity/Index	AEL 85LNZLR1WR9SYRVFCH09	10/27/2023	10/25/2024	230	392,556	1708.02	8,479			2,473		19,061			(4,240)					
S&P 500 Dividend Aristocrats Daily Risk Control 5% Excess Return		N/A	Equity/Index	AEL 85LNZLR1WR9SYRVFCH09	10/27/2023	10/27/2025	4	6,853	1708.02	208			134		380			(52)					
S&P 500 Dividend Aristocrats Daily Risk Control 5% Excess Return		N/A	Equity/Index	AEL 85LNZLR1WR9SYRVFCH09	10/27/2023	10/28/2024	546	931,755	1708.02	20,126			5,870		45,288			(10,063)					
S&P 500 Dividend Aristocrats Daily Risk Control 5% Excess Return		N/A	Equity/Index	AEL 85LNZLR1WR9SYRVFCH09	10/27/2023	10/29/2024	564	963,042	1708.02	20,802			6,067		46,824			(10,401)					
Franklin Global Trends Index		N/A	Equity/Index	AEL 85LNZLR1WR9SYRVFCH09	10/30/2023	10/30/2025	50	11,466	230.32	374			241		674			(93)					
Invesco Dynamic Growth Index		N/A	Equity/Index	AEL 85LNZLR1WR9SYRVFCH09	10/30/2023	10/30/2024	404	987,345	2441.32	21,623			6,307		34,801			(10,811)					
Invesco Dynamic Growth Index		N/A	Equity/Index	AEL 85LNZLR1WR9SYRVFCH09	10/30/2023	10/30/2025	257	627,620	2441.32	19,017			12,282		25,819			(4,754)					
S&P 500 Index Option		N/A	Equity/Index	AEL 85LNZLR1WR9SYRVFCH09	10/30/2023	10/30/2024	591	2,463,799	4166.82	102,407			29,869		252,044			(51,204)					
S&P 500 Dividend Aristocrats Daily Risk Control 5% Total Return		N/A	Equity/Index	AEL 85LNZLR1WR9SYRVFCH09	10/30/2023	10/30/2024	46	143,392	3117.13	6,778			1,977		12,153			(3,389)					
S&P 500 Dividend Aristocrats Daily Risk Control 5% Excess Return		N/A	Equity/Index	AEL 85LNZLR1WR9SYRVFCH09	10/30/2023	10/30/2024	260	445,526	1714.76	9,579			2,794		19,979			(4,789)					
Invesco Dynamic Growth Index		N/A	Equity/Index	AEL 85LNZLR1WR9SYRVFCH09	11/01/2023	11/01/2024	83	204,309	2455.89	4,474			1,678		6,175			(2,237)					
S&P 500 Index Option		N/A	Equity/Index	AEL 85LNZLR1WR9SYRVFCH09	11/01/2023	11/01/2024	1,453	6,157,920	4237.86	253,033			94,887		507,909			(126,517)					
S&P 500 Index Option		N/A	Equity/Index	AEL 85LNZLR1WR9SYRVFCH09	11/01/2023	10/31/2025	39	165,485	4237.86	15,553			10,692		27,448			(3,888)					

E06.58

STATEMENT AS OF JUNE 30, 2024 OF THE EAGLE LIFE INSURANCE COMPANY

SCHEDULE DB - PART A - SECTION 1

Showing all Options, Caps, Floors, Collars, Swaps and Forwards Open as of Current Statement Date

1	2	3	4	5	6	7	8	9	10	11	12	13	14	15	16	17	18	19	20	21	22	23
Description	Description of Item(s) Hedged, Used for Income Generation or Replicated	Schedule/ Exhibit Identifier	Type(s) of Risk(s) (a)	Exchange, Counterparty or Central Clearinghouse	Trade Date	Date of Maturity or Expiration	Number of Contracts	Notional Amount	Strike Price, Rate or Index Received (Paid)	Cumulative Prior Year(s) Initial Cost of Un-discounted Premium (Received) Paid	Current Year Initial Cost of Un-discounted Premium (Received) Paid	Current Year Income	Book/ Adjusted Carrying Value	Code	Fair Value	Unrealized Valuation Increase/ (Decrease)	Total Foreign Exchange Change in B./A.C.V.	Current Year's (Amortization)/ Accretion	Adjustment to Carrying Value of Hedged Item	Potential Exposure	Credit Quality of Reference Entity	Hedge Effectiveness at Inception and at Quarter-end (b)
S&P Digital		N/A	Equity/Index	AEL	85LNZLR1WR9SYRVFCH09	11/01/2023	1	4,378	4237.86	43			16		63			(22)				
S&P 500 Dividend Aristocrats Daily Risk Control 5% Excess Return		N/A	Equity/Index	AEL	85LNZLR1WR9SYRVFCH09	11/02/2023	422	731,618	1733.35	22,185			15,252		32,404			(5,546)				
Invesco Dynamic Growth Index		N/A	Equity/Index	AEL	85LNZLR1WR9SYRVFCH09	11/03/2023	91	226,954	2488.97	4,970			1,864		4,576			(2,485)				
Invesco Dynamic Growth Index		N/A	Equity/Index	AEL	85LNZLR1WR9SYRVFCH09	11/03/2023	81	200,917	2488.97	4,420			1,658		4,073			(2,210)				
Invesco Dynamic Growth Index		N/A	Equity/Index	AEL	85LNZLR1WR9SYRVFCH09	11/03/2023	6	15,264	2488.97	464			319		446			(116)				
S&P 500 Index Option PTP		N/A	Equity/Index	AEL	85LNZLR1WR9SYRVFCH09	11/03/2023	1,072	4,672,998	4358.34	156,944			58,854		291,430			(78,472)				
S&P 500 Index Option PTP		N/A	Equity/Index	AEL	85LNZLR1WR9SYRVFCH09	11/03/2023	1,008	4,393,004	4358.34	126,486			47,432		208,497			(63,243)				
S&P 500 Index Option PTP		N/A	Equity/Index	AEL	85LNZLR1WR9SYRVFCH09	11/03/2023	707	3,079,190	4358.34	101,023			37,884		190,338			(50,511)				
S&P 500 Dividend Aristocrats Daily Risk Control 5% Total Return		N/A	Equity/Index	AEL	85LNZLR1WR9SYRVFCH09	11/03/2023	65	205,652	3164.04	9,105			3,414		13,882			(4,552)				
S&P 500 Dividend Aristocrats Daily Risk Control 5% Total Return		N/A	Equity/Index	AEL	85LNZLR1WR9SYRVFCH09	11/03/2023	5	15,451	3164.04	688			258		1,051			(344)				
S&P 500 Dividend Aristocrats Daily Risk Control 5% Excess Return		N/A	Equity/Index	AEL	85LNZLR1WR9SYRVFCH09	11/03/2023	159	276,070	1739.52	5,853			2,195		8,819			(2,926)				
S&P 500 Dividend Aristocrats Daily Risk Control 5% Excess Return		N/A	Equity/Index	AEL	85LNZLR1WR9SYRVFCH09	11/03/2023	9	15,423	1739.52	466			320		645			(116)				
S&P 500 Dividend Aristocrats Daily Risk Control 5% Excess Return		N/A	Equity/Index	AEL	85LNZLR1WR9SYRVFCH09	11/03/2023	150	260,440	1739.52	5,547			2,080		8,346			(2,774)				
S&P 500 Dividend Aristocrats Daily Risk Control 5% Excess Return		N/A	Equity/Index	AEL	85LNZLR1WR9SYRVFCH09	11/03/2023	409	711,708	1739.52	15,159			5,685		22,831			(7,580)				
S&P 500 Index Option PTP		N/A	Equity/Index	AEL	85LNZLR1WR9SYRVFCH09	11/06/2023	566	2,470,468	4365.98	125,270			46,976		309,366			(62,635)				
S&P 500 Dividend Aristocrats Daily Risk Control 5% Total Return		N/A	Equity/Index	AEL	85LNZLR1WR9SYRVFCH09	11/06/2023	9	29,172	3159.9	1,307			490		2,034			(654)				
S&P 500 Dividend Aristocrats Daily Risk Control 5% Excess Return		N/A	Equity/Index	AEL	85LNZLR1WR9SYRVFCH09	11/06/2023	211	366,954	1736.45	7,875			2,953		12,334			(3,938)				
S&P 500 Dividend Aristocrats Daily Risk Control 5% Excess Return		N/A	Equity/Index	AEL	85LNZLR1WR9SYRVFCH09	11/06/2023	84	145,500	1736.45	4,424			3,042		6,278			(1,106)				
Franklin Global Trends Index		N/A	Equity/Index	AEL	85LNZLR1WR9SYRVFCH09	11/06/2023	66	15,288	232.33	500			344		793			(125)				

E06.59

STATEMENT AS OF JUNE 30, 2024 OF THE EAGLE LIFE INSURANCE COMPANY

SCHEDULE DB - PART A - SECTION 1

Showing all Options, Caps, Floors, Collars, Swaps and Forwards Open as of Current Statement Date

1	2	3	4	5	6	7	8	9	10	11	12	13	14	15	16	17	18	19	20	21	22	23	
Description	Description of Item(s) Hedged, Used for Income Generation or Replicated	Schedule/ Exhibit Identifier	Type(s) of Risk(s) (a)	Exchange, Counterparty or Central Clearinghouse	Trade Date	Date of Maturity or Expiration	Number of Contracts	Notional Amount	Strike Price, Rate or Index Received (Paid)	Cumulative Prior Year(s) Initial Cost of Un-discounted Premium (Received) Paid	Current Year Initial Cost of Un-discounted Premium (Received) Paid	Current Year Income	Book/ Adjusted Carrying Value	Code	Fair Value	Unrealized Valuation Increase/ (Decrease)	Total Foreign Exchange Change in B./A.C.V.	Current Year's (Amortization)/ Accretion	Adjustment to Carrying Value of Hedged Item	Potential Exposure	Credit Quality of Reference Entity	Hedge Effectiveness at Inception and at Quarter-end (b)	
Franklin Global Trends Index		N/A	Equity/Index	AEL 85LNZLR1WR9SYRVFCH09	11/07/2023	11/07/2024	143	33,413	232.97	782			293		1,436			(391)					
Invesco Dynamic Growth Index		N/A	Equity/Index	AEL 85LNZLR1WR9SYRVFCH09	11/07/2023	11/07/2024	147	365,059	2483.51	7,995			2,998		7,989			(3,997)					
S&P 500 Index Option PTP		N/A	Equity/Index	AEL 85LNZLR1WR9SYRVFCH09	11/07/2023	11/07/2024	376	1,645,539	4378.38	74,563			27,961		181,712			(37,282)					
S&P 500 Dividend Aristocrats Daily Risk Control 5% Total Return		N/A	Equity/Index	AEL 85LNZLR1WR9SYRVFCH09	11/07/2023	11/07/2024	8	25,612	3155.62	1,211			454		1,887			(606)					
S&P 500 Dividend Aristocrats Daily Risk Control 5% Total Return		N/A	Equity/Index	AEL 85LNZLR1WR9SYRVFCH09	11/01/2023	11/01/2024	88	275,244	3128.71	12,502			4,688		21,765			(6,251)					
S&P 500 Dividend Aristocrats Daily Risk Control 5% Excess Return		N/A	Equity/Index	AEL 85LNZLR1WR9SYRVFCH09	11/01/2023	11/01/2024	401	689,487	1720.61	14,962			5,611		28,738			(7,481)					
S&P 500 Dividend Aristocrats Daily Risk Control 5% Excess Return		N/A	Equity/Index	AEL 85LNZLR1WR9SYRVFCH09	11/01/2023	10/31/2025	48	82,273	1720.61	2,518			1,731		4,093			(629)					
Franklin Global Trends Index		N/A	Equity/Index	AEL 85LNZLR1WR9SYRVFCH09	11/02/2023	11/01/2024	980	227,465	232.18	5,300			1,987		10,489			(2,650)					
Invesco Dynamic Growth Index		N/A	Equity/Index	AEL 85LNZLR1WR9SYRVFCH09	11/02/2023	11/01/2024	162	401,151	2470.96	8,785			3,294		10,181			(4,393)					
Invesco Dynamic Growth Index		N/A	Equity/Index	AEL 85LNZLR1WR9SYRVFCH09	11/02/2023	10/31/2025	70	172,406	2470.96	5,241			3,603		5,756			(1,310)					
S&P 500 Index Option PTP		N/A	Equity/Index	AEL 85LNZLR1WR9SYRVFCH09	11/02/2023	11/01/2024	1,108	4,782,701	4317.78	199,403			74,776		402,122			(99,702)					
S&P 500 Dividend Aristocrats Daily Risk Control 5% Excess Return		N/A	Equity/Index	AEL 85LNZLR1WR9SYRVFCH09	11/02/2023	11/01/2024	1,151	1,995,447	1733.35	42,734			16,025		69,854			(21,367)					
S&P 500 Dividend Aristocrats Daily Risk Control 5% Excess Return		N/A	Equity/Index	AEL 85LNZLR1WR9SYRVFCH09	11/07/2023	11/07/2024	473	820,019	1733.84	17,604			6,602		28,652			(8,802)					
S&P 500 Dividend Aristocrats Daily Risk Control 5% Excess Return		N/A	Equity/Index	AEL 85LNZLR1WR9SYRVFCH09	11/07/2023	11/07/2025	504	873,000	1733.84	26,559			18,260		38,619			(6,640)					
S&P 500 Index Option PTP		N/A	Equity/Index	AEL 85LNZLR1WR9SYRVFCH09	11/08/2023	11/08/2024	1,130	4,950,787	4382.78	211,439			79,290		420,661			(105,720)					
S&P 500 Index Option PTP		N/A	Equity/Index	AEL 85LNZLR1WR9SYRVFCH09	11/08/2023	11/07/2025	77	336,776	4382.78	23,906			16,435		40,968			(5,976)					
S&P 500 Dividend Aristocrats Daily Risk Control 5% Total Return		N/A	Equity/Index	AEL 85LNZLR1WR9SYRVFCH09	11/08/2023	11/08/2024	80	253,849	3155.25	11,285			4,232		17,926			(5,643)					
S&P 500 Dividend Aristocrats Daily Risk Control 5% Excess Return		N/A	Equity/Index	AEL 85LNZLR1WR9SYRVFCH09	11/08/2023	11/08/2024	1,693	2,933,752	1733.37	62,944			23,604		103,288			(31,472)					
S&P 500 Dividend Aristocrats Daily Risk Control 5% Excess Return		N/A	Equity/Index	AEL 85LNZLR1WR9SYRVFCH09	11/08/2023	11/07/2025	201	349,186	1733.37	10,613			7,296		15,515			(2,653)					

EOG:60

STATEMENT AS OF JUNE 30, 2024 OF THE EAGLE LIFE INSURANCE COMPANY

SCHEDULE DB - PART A - SECTION 1

Showing all Options, Caps, Floors, Collars, Swaps and Forwards Open as of Current Statement Date

1	2	3	4	5	6	7	8	9	10	11	12	13	14	15	16	17	18	19	20	21	22	23	
Description	Description of Item(s) Hedged, Used for Income Generation or Replicated	Schedule/ Exhibit Identifier	Type(s) of Risk(s) (a)	Exchange, Counterparty or Central Clearinghouse	Trade Date	Date of Maturity or Expiration	Number of Contracts	Notional Amount	Strike Price, Rate or Index Received (Paid)	Cumulative Prior Year(s) Initial Cost of Un-discounted Premium (Received) Paid	Current Year Initial Cost of Un-discounted Premium (Received) Paid	Current Year Income	Book/ Adjusted Carrying Value	Code	Fair Value	Unrealized Valuation Increase/ (Decrease)	Total Foreign Exchange Change in B./A.C.V.	Current Year's (Amortization)/ Accretion	Adjustment to Carrying Value of Hedged Item	Potential Exposure	Credit Quality of Reference Entity	Hedge Effectiveness at Inception and at Quarter-end (b)	
Franklin Global Trends Index		N/A	Equity/Index	AEL	85LNZLR1WR9SYRVFCH09	11/08/2023	437	101,930	233.36	2,385			894		4,224			(1,193)					
Invesco Dynamic Growth Index		N/A	Equity/Index	AEL	85LNZLR1WR9SYRVFCH09	11/08/2023	342	848,991	2484.73	18,593			6,972		18,320			(9,296)					
Invesco Dynamic Growth Index		N/A	Equity/Index	AEL	85LNZLR1WR9SYRVFCH09	11/08/2023	439	1,089,767	2484.73	33,129			22,776		32,969			(8,282)					
Invesco Dynamic Growth Index		N/A	Equity/Index	AEL	85LNZLR1WR9SYRVFCH09	11/09/2023	93	230,435	2474.69	5,047			1,892		5,638			(2,523)					
S&P 500 Index Option PTP		N/A	Equity/Index	AEL	85LNZLR1WR9SYRVFCH09	11/09/2023	730	3,175,590	4347.35	125,151			46,932		257,778			(62,576)					
S&P 500 Dividend Aristocrats Daily Risk Control 5% Excess Return		N/A	Equity/Index	AEL	85LNZLR1WR9SYRVFCH09	11/09/2023	483	835,149	1728.4	17,956			6,733		31,516			(8,978)					
Franklin Global Trends Index		N/A	Equity/Index	AEL	85LNZLR1WR9SYRVFCH09	11/10/2023	589	137,037	232.47	3,193			1,197		6,171			(1,596)					
Invesco Dynamic Growth Index		N/A	Equity/Index	AEL	85LNZLR1WR9SYRVFCH09	11/10/2023	134	332,063	2480.58	7,272			2,727		7,554			(3,636)					
Invesco Dynamic Growth Index		N/A	Equity/Index	AEL	85LNZLR1WR9SYRVFCH09	11/10/2023	18	44,353	2480.58	1,348			927		1,387			(337)					
S&P 500 Index Option PTP		N/A	Equity/Index	AEL	85LNZLR1WR9SYRVFCH09	11/10/2023	664	2,929,725	4415.24	92,663			34,749		167,968			(46,331)					
S&P 500 Index Option PTP		N/A	Equity/Index	AEL	85LNZLR1WR9SYRVFCH09	11/10/2023	318	1,402,428	4415.24	49,190			18,446		96,116			(24,595)					
S&P 500 Index Option PTP		N/A	Equity/Index	AEL	85LNZLR1WR9SYRVFCH09	11/10/2023	422	1,862,818	4415.24	74,671			28,002		163,800			(37,336)					
S&P 500 Dividend Aristocrats Daily Risk Control 5% Total Return		N/A	Equity/Index	AEL	85LNZLR1WR9SYRVFCH09	11/10/2023	43	136,037	3157.29	6,244			2,342		9,640			(3,122)					
S&P 500 Dividend Aristocrats Daily Risk Control 5% Excess Return		N/A	Equity/Index	AEL	85LNZLR1WR9SYRVFCH09	11/10/2023	1,027	1,781,094	1733.97	38,115			14,293		62,171			(19,058)					
S&P 500 Dividend Aristocrats Daily Risk Control 5% Excess Return		N/A	Equity/Index	AEL	85LNZLR1WR9SYRVFCH09	11/10/2023	542	939,898	1733.97	28,573			19,644		41,587			(7,143)					
S&P 500 Dividend Aristocrats Daily Risk Control 5% Excess Return		N/A	Equity/Index	AEL	85LNZLR1WR9SYRVFCH09	11/10/2023	328	569,028	1733.97	12,120			4,545		19,915			(6,060)					
S&P 500 Dividend Aristocrats Daily Risk Control 5% Excess Return		N/A	Equity/Index	AEL	85LNZLR1WR9SYRVFCH09	11/10/2023	58	99,964	1733.97	2,139			802		3,502			(1,070)					
S&P 500 Index Option PTP		N/A	Equity/Index	AEL	85LNZLR1WR9SYRVFCH09	11/13/2023	553	2,441,723	4411.55	98,050			36,840		203,565			(49,025)					
S&P Digital		N/A	Equity/Index	AEL	85LNZLR1WR9SYRVFCH09	11/13/2023	10	43,116	4411.55	440			165		618			(220)					
S&P 500 Dividend Aristocrats Daily Risk Control 5% Total Return		N/A	Equity/Index	AEL	85LNZLR1WR9SYRVFCH09	11/13/2023	21	66,607	3157.06	3,064			1,149		4,773			(1,532)					

E06.61

STATEMENT AS OF JUNE 30, 2024 OF THE EAGLE LIFE INSURANCE COMPANY

SCHEDULE DB - PART A - SECTION 1

Showing all Options, Caps, Floors, Collars, Swaps and Forwards Open as of Current Statement Date

1	2	3	4	5	6	7	8	9	10	11	12	13	14	15	16	17	18	19	20	21	22	23	
Description	Description of Item(s) Hedged, Used for Income Generation or Replicated	Schedule/ Exhibit Identifier	Type(s) of Risk(s) (a)	Exchange, Counterparty or Central Clearinghouse	Trade Date	Date of Maturity or Expiration	Number of Contracts	Notional Amount	Strike Price, Rate or Index Received (Paid)	Cumulative Prior Year(s) Initial Cost of Un-discounted Premium (Received) Paid	Current Year Initial Cost of Un-discounted Premium (Received) Paid	Current Year Income	Book/ Adjusted Carrying Value	Code	Fair Value	Unrealized Valuation Increase/ (Decrease)	Total Foreign Exchange Change in B./A.C.V.	Current Year's (Amortization)/ Accretion	Adjustment to Carrying Value of Hedged Item	Potential Exposure	Credit Quality of Reference Entity	Hedge Effectiveness at Inception and at Quarter-end (b)	
S&P 500 Dividend Aristocrats Daily Risk Control 5% Excess Return		N/A	Equity/Index	AEL 85LNZLR1WR9SYRVFCH09	11/13/2023	11/13/2024	796	1,380,279	1733.06	29,600			11,100		49,016			(14,800)					
S&P 500 Dividend Aristocrats Daily Risk Control 5% Excess Return		N/A	Equity/Index	AEL 85LNZLR1WR9SYRVFCH09	11/13/2023	11/13/2025	84	145,668	1733.06	4,423			3,041		6,509			(1,106)					
Invesco Dynamic Growth Index		N/A	Equity/Index	AEL 85LNZLR1WR9SYRVFCH09	11/13/2023	11/13/2024	20	49,224	2479.97	1,078			404		1,137			(539)					
Invesco Dynamic Growth Index		N/A	Equity/Index	AEL 85LNZLR1WR9SYRVFCH09	11/13/2023	11/13/2025	3	8,182	2479.97	249			171		257			(62)					
Franklin Global Trends Index		N/A	Equity/Index	AEL 85LNZLR1WR9SYRVFCH09	11/14/2023	11/14/2024	375	87,817	234.26	2,055			771		3,343			(1,027)					
Franklin Global Trends Index		N/A	Equity/Index	AEL 85LNZLR1WR9SYRVFCH09	11/14/2023	11/14/2025	784	183,750	234.26	6,009			4,131		8,402			(1,502)					
Invesco Dynamic Growth Index		N/A	Equity/Index	AEL 85LNZLR1WR9SYRVFCH09	11/14/2023	11/14/2024	168	421,718	2505.63	9,236			3,463		6,940			(4,618)					
Invesco Dynamic Growth Index		N/A	Equity/Index	AEL 85LNZLR1WR9SYRVFCH09	11/14/2023	11/14/2025	276	691,052	2505.63	21,077			14,490		17,872			(5,269)					
Blackrock Adaptive US Equity Index 7%		N/A	Equity/Index	AEL 85LNZLR1WR9SYRVFCH09	11/14/2023	11/14/2025	373	384,709	1031.56	14,734			10,130		39,056			(3,684)					
S&P 500 Index Option PTP		N/A	Equity/Index	AEL 85LNZLR1WR9SYRVFCH09	11/14/2023	11/14/2024	287	1,288,045	4495.7	74,018			27,757		182,138			(37,009)					
S&P 500 Dividend Aristocrats Daily Risk Control 5% Total Return		N/A	Equity/Index	AEL 85LNZLR1WR9SYRVFCH09	11/14/2023	11/14/2024	21	67,658	3185.82	3,196			1,199		4,396			(1,598)					
S&P 500 Dividend Aristocrats Daily Risk Control 5% Excess Return		N/A	Equity/Index	AEL 85LNZLR1WR9SYRVFCH09	11/14/2023	11/14/2024	195	340,395	1748.58	7,284			2,732		9,589			(3,642)					
S&P 500 Dividend Aristocrats Daily Risk Control 5% Excess Return		N/A	Equity/Index	AEL 85LNZLR1WR9SYRVFCH09	11/14/2023	11/14/2025	176	307,230	1748.58	9,463			6,506		11,848			(2,366)					
S&P 500 Index Option PTP		N/A	Equity/Index	AEL 85LNZLR1WR9SYRVFCH09	11/15/2023	11/15/2024	990	4,457,037	4502.88	170,130			63,799		323,214			(85,065)					
S&P 500 Index Option PTP		N/A	Equity/Index	AEL 85LNZLR1WR9SYRVFCH09	11/15/2023	11/14/2025	52	234,618	4502.88	20,488			14,085		36,603			(5,122)					
S&P 500 Dividend Aristocrats Daily Risk Control 5% Total Return		N/A	Equity/Index	AEL 85LNZLR1WR9SYRVFCH09	11/15/2023	11/15/2024	51	163,527	3192.1	7,511			2,816		10,037			(3,755)					
S&P 500 Dividend Aristocrats Daily Risk Control 5% Excess Return		N/A	Equity/Index	AEL 85LNZLR1WR9SYRVFCH09	11/15/2023	11/15/2024	401	702,932	1751.76	15,113			5,667		18,839			(7,557)					
S&P 500 Dividend Aristocrats Daily Risk Control 5% Excess Return		N/A	Equity/Index	AEL 85LNZLR1WR9SYRVFCH09	11/15/2023	11/14/2025	29	51,028	1751.76	1,582			1,088		1,907			(395)					
Invesco Dynamic Growth Index		N/A	Equity/Index	AEL 85LNZLR1WR9SYRVFCH09	11/15/2023	11/15/2024	288	719,721	2499.94	15,762			5,911		12,852			(7,881)					
Invesco Dynamic Growth Index		N/A	Equity/Index	AEL 85LNZLR1WR9SYRVFCH09	11/15/2023	11/14/2025	70	176,159	2499.94	5,355			3,682		4,764			(1,339)					
Blackrock Adaptive US Equity Index 7%		N/A	Equity/Index	AEL 85LNZLR1WR9SYRVFCH09	11/15/2023	11/15/2024	201	207,625	1032.43	5,917			2,219		21,050			(2,959)					

E06.62

STATEMENT AS OF JUNE 30, 2024 OF THE EAGLE LIFE INSURANCE COMPANY

SCHEDULE DB - PART A - SECTION 1

Showing all Options, Caps, Floors, Collars, Swaps and Forwards Open as of Current Statement Date

1	2	3	4	5	6	7	8	9	10	11	12	13	14	15	16	17	18	19	20	21	22	23	
Description	Description of Item(s) Hedged, Used for Income Generation or Replicated	Schedule/ Exhibit Identifier	Type(s) of Risk(s) (a)	Exchange, Counterparty or Central Clearinghouse	Trade Date	Date of Maturity or Expiration	Number of Contracts	Notional Amount	Strike Price, Rate or Index Received (Paid)	Cumulative Prior Year(s) Initial Cost of Un-discounted Premium (Received) Paid	Current Year Initial Cost of Un-discounted Premium (Received) Paid	Current Year Income	Book/ Adjusted Carrying Value	Code	Fair Value	Unrealized Valuation Increase/ (Decrease)	Total Foreign Exchange Change in B./A.C.V.	Current Year's (Amortization)/ Accretion	Adjustment to Carrying Value of Hedged Item	Potential Exposure	Credit Quality of Reference Entity	Hedge Effectiveness at Inception and at Quarter-end (b)	
S&P 500 Index Option PTP		N/A	Equity/Index	AEL 85LNZLR1WR9SYRVFCH09	11/16/2023	11/15/2024	910	4,102,630	4508.24	156,411			58,654		291,179			(78,205)					
S&P 500 Dividend Aristocrats Daily Risk Control 5% Excess Return		N/A	Equity/Index	AEL 85LNZLR1WR9SYRVFCH09	11/16/2023	11/15/2024	647	1,133,236	1750.89	24,251			9,094		30,804			(12,126)					
S&P 500 Dividend Aristocrats Daily Risk Control 5% Excess Return		N/A	Equity/Index	AEL 85LNZLR1WR9SYRVFCH09	11/16/2023	11/14/2025	155	271,037	1750.89	8,375			5,758		10,217			(2,094)					
Franklin Global Trends Index		N/A	Equity/Index	AEL 85LNZLR1WR9SYRVFCH09	11/16/2023	11/15/2024	552	129,369	234.3	3,027			1,135		4,908			(1,514)					
Invesco Dynamic Growth Index		N/A	Equity/Index	AEL 85LNZLR1WR9SYRVFCH09	11/16/2023	11/15/2024	113	281,989	2503.37	6,176			2,316		4,802			(3,088)					
S&P 500 Index Option PTP		N/A	Equity/Index	AEL 85LNZLR1WR9SYRVFCH09	11/17/2023	11/15/2024	738	3,330,137	4514.02	115,206			43,202		211,414			(57,603)					
S&P 500 Index Option PTP		N/A	Equity/Index	AEL 85LNZLR1WR9SYRVFCH09	11/17/2023	11/18/2024	393	1,776,137	4514.02	62,703			23,514		119,270			(31,352)					
S&P 500 Index Option PTP		N/A	Equity/Index	AEL 85LNZLR1WR9SYRVFCH09	11/17/2023	11/19/2024	810	3,654,702	4514.02	113,248			42,468		196,921			(56,624)					
S&P Digital		N/A	Equity/Index	AEL 85LNZLR1WR9SYRVFCH09	11/17/2023	11/18/2024	1	4,853	4514.02	49			18		69			(25)					
S&P 500 Dividend Aristocrats Daily Risk Control 5% Total Return		N/A	Equity/Index	AEL 85LNZLR1WR9SYRVFCH09	11/17/2023	11/15/2024	18	59,045	3194.36	2,669			1,001		3,534			(1,334)					
S&P 500 Dividend Aristocrats Daily Risk Control 5% Total Return		N/A	Equity/Index	AEL 85LNZLR1WR9SYRVFCH09	11/17/2023	11/18/2024	24	77,840	3194.36	3,575			1,341		4,746			(1,787)					
S&P 500 Dividend Aristocrats Daily Risk Control 5% Total Return		N/A	Equity/Index	AEL 85LNZLR1WR9SYRVFCH09	11/17/2023	11/19/2024	5	17,306	3194.36	556			208		736			(278)					
S&P 500 Dividend Aristocrats Daily Risk Control 5% Excess Return		N/A	Equity/Index	AEL 85LNZLR1WR9SYRVFCH09	11/17/2023	11/15/2024	385	674,553	1752.47	14,503			5,439		17,870			(7,251)					
S&P 500 Dividend Aristocrats Daily Risk Control 5% Excess Return		N/A	Equity/Index	AEL 85LNZLR1WR9SYRVFCH09	11/17/2023	11/17/2025	53	93,120	1752.47	2,868			1,972		3,462			(717)					
S&P 500 Index Option PTP		N/A	Equity/Index	AEL 85LNZLR1WR9SYRVFCH09	11/20/2023	11/20/2024	820	3,727,288	4547.38	149,978			56,242		298,655			(74,989)					
S&P 500 Dividend Aristocrats Daily Risk Control 5% Excess Return		N/A	Equity/Index	AEL 85LNZLR1WR9SYRVFCH09	11/20/2023	11/20/2024	466	816,448	1752.93	17,472			6,552		21,626			(8,736)					
S&P 500 Dividend Aristocrats Daily Risk Control 5% Excess Return		N/A	Equity/Index	AEL 85LNZLR1WR9SYRVFCH09	11/20/2023	11/20/2025	31	53,846	1752.93	1,664			1,144		1,996			(416)					
Franklin Global Trends Index		N/A	Equity/Index	AEL 85LNZLR1WR9SYRVFCH09	11/20/2023	11/20/2024	692	162,459	234.7	3,802			1,426		5,938			(1,901)					
Invesco Dynamic Growth Index		N/A	Equity/Index	AEL 85LNZLR1WR9SYRVFCH09	11/20/2023	11/20/2024	39	98,879	2506.73	2,165			812		1,625			(1,083)					

E06.63

STATEMENT AS OF JUNE 30, 2024 OF THE EAGLE LIFE INSURANCE COMPANY

SCHEDULE DB - PART A - SECTION 1

Showing all Options, Caps, Floors, Collars, Swaps and Forwards Open as of Current Statement Date

1	2	3	4	5	6	7	8	9	10	11	12	13	14	15	16	17	18	19	20	21	22	23	
Description	Description of Item(s) Hedged, Used for Income Generation or Replicated	Schedule/ Exhibit Identifier	Type(s) of Risk(s) (a)	Exchange, Counterparty or Central Clearinghouse	Trade Date	Date of Maturity or Expiration	Number of Contracts	Notional Amount	Strike Price, Rate or Index Received (Paid)	Cumulative Prior Year(s) Initial Cost of Un-discounted Premium (Received) Paid	Current Year Initial Cost of Un-discounted Premium (Received) Paid	Current Year Income	Book/ Adjusted Carrying Value	Code	Fair Value	Unrealized Valuation Increase/ (Decrease)	Total Foreign Exchange Change in B./A.C.V.	Current Year's (Amortization)/ Accretion	Adjustment to Carrying Value of Hedged Item	Potential Exposure	Credit Quality of Reference Entity	Hedge Effectiveness at Inception and at Quarter-end (b)	
Invesco Dynamic Growth Index		N/A	Equity/Index	AEL 85LNZLR1WR9SYRVFCH09	11/20/2023	11/20/2025	52	129,664	2506.73	3,955			2,719		3,339			(989)					
S&P 500 Dividend Aristocrats Daily Risk Control 5% Excess Return		N/A	Equity/Index	AEL 85LNZLR1WR9SYRVFCH09	11/17/2023	11/18/2024	219	383,726	1752.47	8,212			3,079		10,210			(4,106)					
S&P 500 Dividend Aristocrats Daily Risk Control 5% Excess Return		N/A	Equity/Index	AEL 85LNZLR1WR9SYRVFCH09	11/17/2023	11/18/2025	58	102,450	1752.47	3,155			2,169		3,811			(789)					
S&P 500 Dividend Aristocrats Daily Risk Control 5% Excess Return		N/A	Equity/Index	AEL 85LNZLR1WR9SYRVFCH09	11/17/2023	11/19/2024	414	726,378	1752.47	15,617			5,856		19,356			(7,809)					
S&P 500 Dividend Aristocrats Daily Risk Control 5% Excess Return		N/A	Equity/Index	AEL 85LNZLR1WR9SYRVFCH09	11/17/2023	11/19/2025	61	106,700	1752.47	3,286			2,259		3,972			(822)					
Franklin Global Trends Index		N/A	Equity/Index	AEL 85LNZLR1WR9SYRVFCH09	11/17/2023	11/18/2025	662	155,258	234.46	5,092			3,501		7,013			(1,273)					
Invesco Dynamic Growth Index		N/A	Equity/Index	AEL 85LNZLR1WR9SYRVFCH09	11/17/2023	11/15/2024	57	141,851	2504.57	3,107			1,165		2,375			(1,553)					
Invesco Dynamic Growth Index		N/A	Equity/Index	AEL 85LNZLR1WR9SYRVFCH09	11/17/2023	11/18/2024	166	414,973	2504.57	9,129			3,424		6,997			(4,565)					
Invesco Dynamic Growth Index		N/A	Equity/Index	AEL 85LNZLR1WR9SYRVFCH09	11/17/2023	11/17/2025	201	502,877	2504.57	15,338			10,545		13,143			(3,834)					
S&P 500 Dividend Aristocrats Daily Risk Control 5% Excess Return		N/A	Equity/Index	AEL 85LNZLR1WR9SYRVFCH09	11/22/2023	11/21/2025	397	697,447	1755.83	21,691			14,912		25,137			(5,423)					
Franklin Global Trends Index		N/A	Equity/Index	AEL 85LNZLR1WR9SYRVFCH09	11/24/2023	11/25/2024	1,710	400,938	234.5	9,382			3,518		15,005			(4,691)					
Invesco Dynamic Growth Index		N/A	Equity/Index	AEL 85LNZLR1WR9SYRVFCH09	11/24/2023	11/25/2024	354	886,762	2504.51	19,509			7,316		15,198			(9,754)					
S&P 500 Index Option		N/A	Equity/Index	AEL 85LNZLR1WR9SYRVFCH09	11/24/2023	11/22/2024	1,280	5,834,840	4559.34	187,084			70,157		317,492			(93,542)					
S&P 500 Index Option		N/A	Equity/Index	AEL 85LNZLR1WR9SYRVFCH09	11/24/2023	11/25/2024	609	2,774,726	4559.34	90,032			33,762		150,409			(45,016)					
S&P 500 Index Option		N/A	Equity/Index	AEL 85LNZLR1WR9SYRVFCH09	11/24/2023	11/26/2024	434	1,978,461	4559.34	69,601			26,100		126,392			(34,800)					
S&P Digital		N/A	Equity/Index	AEL 85LNZLR1WR9SYRVFCH09	11/24/2023	11/26/2024	4	16,627	4559.34	171			64		234			(86)					
S&P 500 Dividend Aristocrats Daily Risk Control 5% Excess Return		N/A	Equity/Index	AEL 85LNZLR1WR9SYRVFCH09	11/24/2023	11/22/2024	187	329,481	1758.1	7,051			2,644		8,037			(3,525)					
S&P 500 Dividend Aristocrats Daily Risk Control 5% Excess Return		N/A	Equity/Index	AEL 85LNZLR1WR9SYRVFCH09	11/24/2023	11/24/2025	14	24,250	1758.1	742			510		856			(186)					
S&P 500 Dividend Aristocrats Daily Risk Control 5% Excess Return		N/A	Equity/Index	AEL 85LNZLR1WR9SYRVFCH09	11/24/2023	11/25/2024	325	570,547	1758.1	12,210			4,579		13,987			(6,105)					

E06.64

STATEMENT AS OF JUNE 30, 2024 OF THE EAGLE LIFE INSURANCE COMPANY

SCHEDULE DB - PART A - SECTION 1

Showing all Options, Caps, Floors, Collars, Swaps and Forwards Open as of Current Statement Date

1	2	3	4	5	6	7	8	9	10	11	12	13	14	15	16	17	18	19	20	21	22	23		
Description	Description of Item(s) Hedged, Used for Income Generation or Replicated	Schedule/ Exhibit Identifier	Type(s) of Risk(s) (a)	Exchange, Counterparty or Central Clearinghouse	Trade Date	Date of Maturity or Expiration	Number of Contracts	Notional Amount	Strike Price, Rate or Index Received (Paid)	Cumulative Prior Year(s) Initial Cost of Un-discounted Premium (Received) Paid	Current Year Initial Cost of Un-discounted Premium (Received) Paid	Current Year Income	Book/ Adjusted Carrying Value	Code	Fair Value	Unrealized Valuation Increase/ (Decrease)	Total Foreign Exchange Change in B./A.C.V.	Current Year's (Amortization)/ Accretion	Adjustment to Carrying Value of Hedged Item	Potential Exposure	Credit Quality of Reference Entity	Hedge Effectiveness at Inception and at Quarter-end (b)		
S&P 500 Dividend Aristocrats Daily Risk Control 5% Excess Return		N/A	Equity/Index	AEL 85LNZLR1WR9S/RFVCH09	11/24/2023	11/25/2025	5	8,683	1758.1	.267			183		307								(67)	
S&P 500 Dividend Aristocrats Daily Risk Control 5% Excess Return		N/A	Equity/Index	AEL 85LNZLR1WR9S/RFVCH09	11/24/2023	11/26/2024	136	238,830	1758.1	5,135			1,926		5,864									(2,567)
S&P 500 Dividend Aristocrats Daily Risk Control 5% Excess Return		N/A	Equity/Index	AEL 85LNZLR1WR9S/RFVCH09	11/24/2023	11/26/2025	4	6,562	1758.1	.202			139		232									(51)
S&P 500 Index Option PTP		N/A	Equity/Index	AEL 85LNZLR1WR9S/RFVCH09	11/27/2023	11/27/2024	218	990,149	4550.43	56,372			21,140		131,082									(28,186)
S&P 500 Dividend Aristocrats Daily Risk Control 5% Excess Return		N/A	Equity/Index	AEL 85LNZLR1WR9S/RFVCH09	11/27/2023	11/27/2024	341	598,108	1755.71	12,840			4,815		15,301									(6,420)
S&P 500 Dividend Aristocrats Daily Risk Control 5% Excess Return		N/A	Equity/Index	AEL 85LNZLR1WR9S/RFVCH09	11/27/2023	11/26/2025	186	327,375	1755.71	9,961			6,848		11,850									(2,490)
Franklin Global Trends Index		N/A	Equity/Index	AEL 85LNZLR1WR9S/RFVCH09	11/28/2023	11/27/2024	47	11,151	235.67	.261			98		370									(130)
Invesco Dynamic Growth Index		N/A	Equity/Index	AEL 85LNZLR1WR9S/RFVCH09	11/28/2023	11/27/2024	194	487,312	2510.83	10,672			4,002		7,688									(5,336)
Invesco Dynamic Growth Index		N/A	Equity/Index	AEL 85LNZLR1WR9S/RFVCH09	11/28/2023	11/28/2025	240	603,013	2510.83	18,392			12,644		15,125									(4,598)
Blackrock Adaptive US Equity Index 7%		N/A	Equity/Index	AEL 85LNZLR1WR9S/RFVCH09	11/28/2023	11/27/2024	9	9,132	1036.51	.260			98		887									(130)
Blackrock Adaptive US Equity Index 7%		N/A	Equity/Index	AEL 85LNZLR1WR9S/RFVCH09	11/28/2023	11/28/2025	152	157,261	1036.51	6,023			4,141		15,303									(1,506)
S&P 500 Index Option PTP		N/A	Equity/Index	AEL 85LNZLR1WR9S/RFVCH09	11/28/2023	11/27/2024	356	1,621,599	4554.89	89,627			33,610		190,680									(44,814)
S&P 500 Index Option PTP		N/A	Equity/Index	AEL 85LNZLR1WR9S/RFVCH09	11/28/2023	11/28/2025	28	128,453	4554.89	7,026			4,831		9,265									(1,757)
S&P 500 Dividend Aristocrats Daily Risk Control 5% Excess Return		N/A	Equity/Index	AEL 85LNZLR1WR9S/RFVCH09	11/28/2023	11/27/2024	241	423,098	1754.97	9,139			3,427		10,955									(4,569)
S&P 500 Dividend Aristocrats Daily Risk Control 5% Excess Return		N/A	Equity/Index	AEL 85LNZLR1WR9S/RFVCH09	11/28/2023	11/28/2025	100	175,401	1754.97	5,385			3,702		6,404									(1,346)
S&P 500 Index Option PTP		N/A	Equity/Index	AEL 85LNZLR1WR9S/RFVCH09	11/29/2023	11/29/2024	601	2,735,254	4550.58	124,654			46,745		245,410									(62,327)
S&P 500 Dividend Aristocrats Daily Risk Control 5% Total Return		N/A	Equity/Index	AEL 85LNZLR1WR9S/RFVCH09	11/29/2023	11/29/2024	35	110,605	3202.33	5,088			1,908		6,796									(2,544)
S&P 500 Dividend Aristocrats Daily Risk Control 5% Excess Return		N/A	Equity/Index	AEL 85LNZLR1WR9S/RFVCH09	11/29/2023	11/29/2024	485	850,740	1753.66	18,291			6,859		22,565									(9,145)
S&P 500 Dividend Aristocrats Daily Risk Control 5% Excess Return		N/A	Equity/Index	AEL 85LNZLR1WR9S/RFVCH09	11/29/2023	11/28/2025	169	295,791	1753.66	9,110			6,263		10,941									(2,278)

E06.65

STATEMENT AS OF JUNE 30, 2024 OF THE EAGLE LIFE INSURANCE COMPANY

SCHEDULE DB - PART A - SECTION 1

Showing all Options, Caps, Floors, Collars, Swaps and Forwards Open as of Current Statement Date

1	2	3	4	5	6	7	8	9	10	11	12	13	14	15	16	17	18	19	20	21	22	23
Description	Description of Item(s) Hedged, Used for Income Generation or Replicated	Schedule/ Exhibit Identifier	Type(s) of Risk(s) (a)	Exchange, Counterparty or Central Clearinghouse	Trade Date	Date of Maturity or Expiration	Number of Contracts	Notional Amount	Strike Price, Rate or Index Received (Paid)	Cumulative Prior Year(s) Initial Cost of Un-discounted Premium (Received) Paid	Current Year Initial Cost of Un-discounted Premium (Received) Paid	Current Year Income	Book/ Adjusted Carrying Value	Code	Fair Value	Unrealized Valuation Increase/ (Decrease)	Total Foreign Exchange Change in B./A.C.V.	Current Year's (Amortization)/ Accretion	Adjustment to Carrying Value of Hedged Item	Potential Exposure	Credit Quality of Reference Entity	Hedge Effectiveness at Inception and at Quarter-end (b)
Franklin Global Trends Index		N/A	Equity/Index	AEL 85LNZLR1WR9SYRVFCH09	11/29/2023	11/29/2024	388	91,650	236.18	2,145			804		2,886			(1,072)				
Franklin Global Trends Index		N/A	Equity/Index	AEL 85LNZLR1WR9SYRVFCH09	11/29/2023	11/28/2025	107	25,236	236.18	828			569		1,014			(207)				
Invesco Dynamic Growth Index		N/A	Equity/Index	AEL 85LNZLR1WR9SYRVFCH09	11/29/2023	11/29/2024	131	329,952	2516.04	7,259			2,722		4,860			(3,629)				
Invesco Dynamic Growth Index		N/A	Equity/Index	AEL 85LNZLR1WR9SYRVFCH09	11/29/2023	11/28/2025	103	258,090	2516.04	7,898			5,430		6,211			(1,974)				
Blackrock Adaptive US Equity Index 7%		N/A	Equity/Index	AEL 85LNZLR1WR9SYRVFCH09	11/29/2023	11/29/2024	35	36,600	1036.12	1,043			391		3,567			(522)				
Blackrock Adaptive US Equity Index 7%		N/A	Equity/Index	AEL 85LNZLR1WR9SYRVFCH09	11/29/2023	11/28/2025	189	195,720	1036.12	7,496			5,154		19,111			(1,874)				
S&P 500 Index Option		N/A	Equity/Index	AEL 85LNZLR1WR9SYRVFCH09	11/30/2023	11/29/2024	812	3,709,248	4567.8	151,654			56,870		303,449			(75,827)				
S&P 500 Dividend Aristocrats Daily Risk Control 5% Total Return		N/A	Equity/Index	AEL 85LNZLR1WR9SYRVFCH09	11/30/2023	11/29/2024	25	80,441	3215.95	3,796			1,423		4,808			(1,898)				
S&P 500 Dividend Aristocrats Daily Risk Control 5% Excess Return		N/A	Equity/Index	AEL 85LNZLR1WR9SYRVFCH09	11/30/2023	11/29/2024	731	1,287,334	1760.85	27,832			10,437		30,338			(13,916)				
S&P 500 Dividend Aristocrats Daily Risk Control 5% Excess Return		N/A	Equity/Index	AEL 85LNZLR1WR9SYRVFCH09	11/30/2023	11/28/2025	81	142,588	1760.85	4,333			2,979		4,908			(1,083)				
Invesco Dynamic Growth Index		N/A	Equity/Index	AEL 85LNZLR1WR9SYRVFCH09	11/30/2023	11/29/2024	68	171,114	2515.41	3,747			1,405		2,543			(1,874)				
Invesco Dynamic Growth Index		N/A	Equity/Index	AEL 85LNZLR1WR9SYRVFCH09	11/30/2023	11/28/2025	236	593,590	2515.41	18,104			12,447		14,357			(4,526)				
S&P 500 Index Option		N/A	Equity/Index	AEL 85LNZLR1WR9SYRVFCH09	11/21/2023	11/21/2024	580	2,634,324	4538.19	132,150			49,556		274,455			(66,075)				
S&P 500 Dividend Aristocrats Daily Risk Control 5% Excess Return		N/A	Equity/Index	AEL 85LNZLR1WR9SYRVFCH09	11/21/2023	11/21/2024	347	609,189	1753.93	12,976			4,866		15,899			(6,488)				
S&P 500 Dividend Aristocrats Daily Risk Control 5% Excess Return		N/A	Equity/Index	AEL 85LNZLR1WR9SYRVFCH09	11/21/2023	11/21/2025	385	674,393	1753.93	20,704			14,234		24,771			(5,176)				
Invesco Dynamic Growth Index		N/A	Equity/Index	AEL 85LNZLR1WR9SYRVFCH09	11/21/2023	11/21/2024	57	142,722	2506.33	3,126			1,172		2,364			(1,563)				
Invesco Dynamic Growth Index		N/A	Equity/Index	AEL 85LNZLR1WR9SYRVFCH09	11/21/2023	11/21/2025	161	402,991	2506.33	12,291			8,450		10,418			(3,073)				
Franklin Global Trends Index		N/A	Equity/Index	AEL 85LNZLR1WR9SYRVFCH09	11/22/2023	11/22/2024	209	48,996	234.83	1,147			430		1,770			(573)				
Franklin Global Trends Index		N/A	Equity/Index	AEL 85LNZLR1WR9SYRVFCH09	11/22/2023	11/21/2025	612	143,790	234.83	4,702			3,233		6,338			(1,175)				
Invesco Dynamic Growth Index		N/A	Equity/Index	AEL 85LNZLR1WR9SYRVFCH09	11/22/2023	11/22/2024	336	841,808	2506.98	18,436			6,913		13,851			(9,218)				
Invesco Dynamic Growth Index		N/A	Equity/Index	AEL 85LNZLR1WR9SYRVFCH09	11/22/2023	11/21/2025	86	215,490	2506.98	6,551			4,504		5,543			(1,638)				
Blackrock Adaptive US Equity Index 7%		N/A	Equity/Index	AEL 85LNZLR1WR9SYRVFCH09	11/22/2023	11/22/2024	223	230,875	1037.23	6,581			2,472		22,258			(3,296)				
Blackrock Adaptive US Equity Index 7%		N/A	Equity/Index	AEL 85LNZLR1WR9SYRVFCH09	11/22/2023	11/21/2025	33	34,500	1037.23	1,326			912		3,335			(332)				
S&P 500 Index Option		N/A	Equity/Index	AEL 85LNZLR1WR9SYRVFCH09	11/22/2023	11/22/2024	1,910	8,704,082	4556.62	349,945			131,229		616,395			(174,972)				

E06.66

STATEMENT AS OF JUNE 30, 2024 OF THE EAGLE LIFE INSURANCE COMPANY

SCHEDULE DB - PART A - SECTION 1

Showing all Options, Caps, Floors, Collars, Swaps and Forwards Open as of Current Statement Date

1	2	3	4	5	6	7	8	9	10	11	12	13	14	15	16	17	18	19	20	21	22	23	
Description	Description of Item(s) Hedged, Used for Income Generation or Replicated	Schedule/ Exhibit Identifier	Type(s) of Risk(s) (a)	Exchange, Counterparty or Central Clearinghouse	Trade Date	Date of Maturity or Expiration	Number of Contracts	Notional Amount	Strike Price, Rate or Index Received (Paid)	Cumulative Prior Year(s) Initial Cost of Un-discounted Premium (Received) Paid	Current Year Initial Cost of Un-discounted Premium (Received) Paid	Current Year Income	Book/ Adjusted Carrying Value	Code	Fair Value	Unrealized Valuation Increase/ (Decrease)	Total Foreign Exchange Change in B./A.C.V.	Current Year's (Amortization)/ Accretion	Adjustment to Carrying Value of Hedged Item	Potential Exposure	Credit Quality of Reference Entity	Hedge Effectiveness at Inception and at Quarter-end (b)	
S&P 500 Index Option PTPT		N/A	Equity/Index	AEL 85LNZLR1WR9SYRVFCH09	11/22/2023	11/21/2025	340	1,547,203	4556.62	97,762			67,211		139,414			(24,440)					
S&P 500 Dividend Aristocrats Daily Risk Control 5% Total Return		N/A	Equity/Index	AEL 85LNZLR1WR9SYRVFCH09	11/22/2023	11/22/2024	53	171,188	3202.9	7,598			2,849		9,912			(3,799)					
S&P 500 Dividend Aristocrats Daily Risk Control 5% Excess Return		N/A	Equity/Index	AEL 85LNZLR1WR9SYRVFCH09	11/22/2023	11/22/2024	871	1,528,873	1755.83	33,024			12,384		38,733			(16,512)					
Franklin Global Trends Index		N/A	Equity/Index	AEL 85LNZLR1WR9SYRVFCH09	12/01/2023	12/01/2025	10	2,461	237.02	81			59		93			(20)					
Invesco Dynamic Growth Index		N/A	Equity/Index	AEL 85LNZLR1WR9SYRVFCH09	12/01/2023	11/29/2024	80	202,404	2531.15	4,433			2,032		2,383			(2,216)					
Invesco Dynamic Growth Index		N/A	Equity/Index	AEL 85LNZLR1WR9SYRVFCH09	12/01/2023	12/01/2025	111	280,228	2531.15	8,575			6,253		5,979			(2,144)					
Blackrock Adaptive US Equity Index 7%		N/A	Equity/Index	AEL 85LNZLR1WR9SYRVFCH09	12/01/2023	11/29/2024	11	11,259	1042.21	321			147		1,029			(160)					
Blackrock Adaptive US Equity Index 7%		N/A	Equity/Index	AEL 85LNZLR1WR9SYRVFCH09	12/01/2023	12/01/2025	99	102,848	1042.21	3,939			2,872		9,519			(985)					
S&P 500 Index Option PTPT		N/A	Equity/Index	AEL 85LNZLR1WR9SYRVFCH09	12/01/2023	11/29/2024	666	3,060,953	4594.63	121,073			55,492		227,582			(60,537)					
S&P 500 Index Option PTPT		N/A	Equity/Index	AEL 85LNZLR1WR9SYRVFCH09	12/01/2023	12/02/2024	364	1,670,822	4594.63	64,183			29,417		108,067			(32,091)					
S&P 500 Index Option PTPT		N/A	Equity/Index	AEL 85LNZLR1WR9SYRVFCH09	12/01/2023	12/03/2024	490	2,252,866	4594.63	84,769			38,852		160,191			(42,384)					
S&P 500 Index Option CLQ		N/A	Equity/Index	AEL 85LNZLR1WR9SYRVFCH09	12/01/2023	12/01/2024	3	15,432	4594.63	503			231		1,102			(252)					
S&P 500 Dividend Aristocrats Daily Risk Control 5% Total Return		N/A	Equity/Index	AEL 85LNZLR1WR9SYRVFCH09	12/01/2023	11/29/2024	11	34,372	3231.56	1,505			690		1,736			(753)					
S&P 500 Dividend Aristocrats Daily Risk Control 5% Total Return		N/A	Equity/Index	AEL 85LNZLR1WR9SYRVFCH09	12/01/2023	12/03/2024	2	7,463	3231.56	329			151		381			(165)					
S&P 500 Dividend Aristocrats Daily Risk Control 5% Excess Return		N/A	Equity/Index	AEL 85LNZLR1WR9SYRVFCH09	12/01/2023	11/29/2024	431	762,133	1769.13	16,386			7,510		15,549			(8,193)					
S&P 500 Index Option PTPT		N/A	Equity/Index	AEL 85LNZLR1WR9SYRVFCH09	12/05/2023	12/05/2024	380	1,734,153	4567.18	73,967			33,901		148,256			(36,983)					
S&P 500 Dividend Aristocrats Daily Risk Control 5% Excess Return		N/A	Equity/Index	AEL 85LNZLR1WR9SYRVFCH09	12/05/2023	12/05/2024	558	984,654	1763.22	21,168			9,702		22,531			(10,584)					
S&P 500 Dividend Aristocrats Daily Risk Control 5% Excess Return		N/A	Equity/Index	AEL 85LNZLR1WR9SYRVFCH09	12/05/2023	12/05/2025	400	705,761	1763.22	21,604			15,753		23,825			(5,401)					
Franklin Global Trends Index		N/A	Equity/Index	AEL 85LNZLR1WR9SYRVFCH09	12/06/2023	12/06/2024	744	176,186	236.93	4,123			1,890		5,142			(2,061)					
Invesco Dynamic Growth Index		N/A	Equity/Index	AEL 85LNZLR1WR9SYRVFCH09	12/06/2023	12/06/2024	243	613,806	2528.77	13,504			6,189		7,658			(6,752)					
Invesco Dynamic Growth Index		N/A	Equity/Index	AEL 85LNZLR1WR9SYRVFCH09	12/06/2023	12/05/2025	21	52,684	2528.77	1,612			1,176		1,150			(403)					
Blackrock Adaptive US Equity Index 7%		N/A	Equity/Index	AEL 85LNZLR1WR9SYRVFCH09	12/06/2023	12/06/2024	34	35,416	1035.07	1,014			465		3,487			(507)					

E06.67

STATEMENT AS OF JUNE 30, 2024 OF THE EAGLE LIFE INSURANCE COMPANY

SCHEDULE DB - PART A - SECTION 1

Showing all Options, Caps, Floors, Collars, Swaps and Forwards Open as of Current Statement Date

1	2	3	4	5	6	7	8	9	10	11	12	13	14	15	16	17	18	19	20	21	22	23	
Description	Description of Item(s) Hedged, Used for Income Generation or Replicated	Schedule/ Exhibit Identifier	Type(s) of Risk(s) (a)	Exchange, Counterparty or Central Clearinghouse	Trade Date	Date of Maturity or Expiration	Number of Contracts	Notional Amount	Strike Price, Rate or Index Received (Paid)	Cumulative Prior Year(s) Initial Cost of Un-discounted Premium (Received) Paid	Current Year Initial Cost of Un-discounted Premium (Received) Paid	Current Year Income	Book/ Adjusted Carrying Value	Code	Fair Value	Unrealized Valuation Increase/ (Decrease)	Total Foreign Exchange Change in B./A.C.V.	Current Year's (Amortization)/ Accretion	Adjustment to Carrying Value of Hedged Item	Potential Exposure	Credit Quality of Reference Entity	Hedge Effectiveness at Inception and at Quarter-end (b)	
S&P 500 Index Option PTPT		N/A	Equity/Index	AEL 85LNZLR1WR9SYRVFCH09	12/06/2023	12/06/2024	1,283	5,838,630	4549.34	280,852			128,724		531,711			(140,426)					
S&P 500 Dividend Aristocrats Daily Risk Control 5% Excess Return		N/A	Equity/Index	AEL 85LNZLR1WR9SYRVFCH09	12/01/2023	12/01/2025	16	29,022	1769.13	900			656		919			(225)					
S&P 500 Dividend Aristocrats Daily Risk Control 5% Excess Return		N/A	Equity/Index	AEL 85LNZLR1WR9SYRVFCH09	12/01/2023	12/02/2024	163	287,889	1769.13	6,190			2,837		5,911			(3,095)					
S&P 500 Dividend Aristocrats Daily Risk Control 5% Excess Return		N/A	Equity/Index	AEL 85LNZLR1WR9SYRVFCH09	12/01/2023	12/03/2024	205	362,415	1769.13	7,828			3,588		7,456			(3,914)					
Franklin Global Trends Index		N/A	Equity/Index	AEL 85LNZLR1WR9SYRVFCH09	12/04/2023	12/04/2024	173	40,815	236.17	955			438		1,293			(478)					
Invesco Dynamic Growth Index		N/A	Equity/Index	AEL 85LNZLR1WR9SYRVFCH09	12/04/2023	12/04/2025	397	1,003,794	2525.82	30,816			22,470		22,434			(7,704)					
S&P 500 Index Option PTPT		N/A	Equity/Index	AEL 85LNZLR1WR9SYRVFCH09	12/04/2023	12/04/2024	448	2,047,883	4569.78	89,675			41,101		183,964			(44,837)					
S&P 500 Dividend Aristocrats Daily Risk Control 5% Excess Return		N/A	Equity/Index	AEL 85LNZLR1WR9SYRVFCH09	12/04/2023	12/04/2024	259	458,115	1770.09	9,895			4,535		9,285			(4,948)					
Invesco Dynamic Growth Index		N/A	Equity/Index	AEL 85LNZLR1WR9SYRVFCH09	12/05/2023	12/05/2024	18	46,494	2527.79	1,023			469		587			(511)					
S&P 500 Index Option PTPT		N/A	Equity/Index	AEL 85LNZLR1WR9SYRVFCH09	12/06/2023	12/05/2025	49	224,443	4549.34	12,977			9,462		18,439			(3,244)					
S&P 500 Index Option CLQ		N/A	Equity/Index	AEL 85LNZLR1WR9SYRVFCH09	12/06/2023	12/06/2024	2	8,796	4549.34	303			139		965			(151)					
S&P 500 Dividend Aristocrats Daily Risk Control 5% Total Return		N/A	Equity/Index	AEL 85LNZLR1WR9SYRVFCH09	12/06/2023	12/06/2024	103	331,514	3224.13	14,223			6,519		17,667			(7,112)					
S&P 500 Dividend Aristocrats Daily Risk Control 5% Excess Return		N/A	Equity/Index	AEL 85LNZLR1WR9SYRVFCH09	12/06/2023	12/06/2024	294	518,703	1763.71	11,256			5,159		11,792			(5,628)					
S&P 500 Dividend Aristocrats Daily Risk Control 5% Excess Return		N/A	Equity/Index	AEL 85LNZLR1WR9SYRVFCH09	12/06/2023	12/05/2025	125	219,651	1763.71	6,853			4,997		7,378			(1,713)					
Invesco Dynamic Growth Index		N/A	Equity/Index	AEL 85LNZLR1WR9SYRVFCH09	12/07/2023	12/06/2024	160	404,640	2531.48	8,902			4,080		4,848			(4,451)					
Invesco Dynamic Growth Index		N/A	Equity/Index	AEL 85LNZLR1WR9SYRVFCH09	12/07/2023	12/05/2025	42	105,474	2531.48	3,228			2,353		2,253			(807)					
Blackrock Adaptive US Equity Index 7%		N/A	Equity/Index	AEL 85LNZLR1WR9SYRVFCH09	12/07/2023	12/06/2024	47	48,591	1040.6	1,392			638		4,515			(696)					
S&P 500 Index Option PTPT		N/A	Equity/Index	AEL 85LNZLR1WR9SYRVFCH09	12/07/2023	12/06/2024	944	4,329,033	4585.59	179,192			82,130		319,470			(89,596)					
S&P 500 Dividend Aristocrats Daily Risk Control 5% Total Return		N/A	Equity/Index	AEL 85LNZLR1WR9SYRVFCH09	12/07/2023	12/06/2024	41	132,937	3232.57	6,315			2,894		7,406			(3,157)					

E06.68

STATEMENT AS OF JUNE 30, 2024 OF THE EAGLE LIFE INSURANCE COMPANY

SCHEDULE DB - PART A - SECTION 1

Showing all Options, Caps, Floors, Collars, Swaps and Forwards Open as of Current Statement Date

1	2	3	4	5	6	7	8	9	10	11	12	13	14	15	16	17	18	19	20	21	22	23	
Description	Description of Item(s) Hedged, Used for Income Generation or Replicated	Schedule/ Exhibit Identifier	Type(s) of Risk(s) (a)	Exchange, Counterparty or Central Clearinghouse	Trade Date	Date of Maturity or Expiration	Number of Contracts	Notional Amount	Strike Price, Rate or Index Received (Paid)	Cumulative Prior Year(s) Initial Cost of Un-discounted Premium (Received) Paid	Current Year Initial Cost of Un-discounted Premium (Received) Paid	Current Year Income	Book/ Adjusted Carrying Value	Code	Fair Value	Unrealized Valuation Increase/ (Decrease)	Total Foreign Exchange Change in B./A.C.V.	Current Year's (Amortization)/ Accretion	Adjustment to Carrying Value of Hedged Item	Potential Exposure	Credit Quality of Reference Entity	Hedge Effectiveness at Inception and at Quarter-end (b)	
S&P 500 Dividend Aristocrats Daily Risk Control 5% Excess Return		N/A	Equity/Index	AEL 85LNZLR1WR9SYRVFCH09	12/07/2023	12/06/2024	558	987,021	1768.06	21,221			9,726		20,820			(10,610)					
S&P 500 Dividend Aristocrats Daily Risk Control 5% Excess Return		N/A	Equity/Index	AEL 85LNZLR1WR9SYRVFCH09	12/07/2023	12/05/2025	247	436,500	1768.06	13,488			9,835		14,021			(3,372)					
Franklin Global Trends Index		N/A	Equity/Index	AEL 85LNZLR1WR9SYRVFCH09	12/08/2023	12/06/2024	1,252	295,797	236.32	6,922			3,172		9,236			(3,461)					
Invesco Dynamic Growth Index		N/A	Equity/Index	AEL 85LNZLR1WR9SYRVFCH09	12/08/2023	12/06/2024	277	700,760	2526.18	15,347			7,034		9,083			(7,673)					
Invesco Dynamic Growth Index		N/A	Equity/Index	AEL 85LNZLR1WR9SYRVFCH09	12/08/2023	12/09/2024	43	107,923	2526.18	2,374			1,088		1,411			(1,187)					
Invesco Dynamic Growth Index		N/A	Equity/Index	AEL 85LNZLR1WR9SYRVFCH09	12/08/2023	12/08/2025	591	1,493,084	2526.18	45,688			33,314		33,387			(11,422)					
S&P 500 Index Option PTPT		N/A	Equity/Index	AEL 85LNZLR1WR9SYRVFCH09	12/08/2023	12/06/2024	464	2,137,077	4604.37	85,080			38,995		154,714			(42,540)					
S&P 500 Index Option PTPT		N/A	Equity/Index	AEL 85LNZLR1WR9SYRVFCH09	12/08/2023	12/09/2024	710	3,270,107	4604.37	113,346			51,950		184,058			(56,673)					
S&P 500 Index Option PTPT		N/A	Equity/Index	AEL 85LNZLR1WR9SYRVFCH09	12/08/2023	12/10/2024	706	3,249,935	4604.37	108,732			49,835		189,982			(54,366)					
S&P 500 Dividend Aristocrats Daily Risk Control 5% Total Return		N/A	Equity/Index	AEL 85LNZLR1WR9SYRVFCH09	12/08/2023	12/06/2024	35	114,303	3230.53	5,214			2,390		6,084			(2,607)					
S&P 500 Dividend Aristocrats Daily Risk Control 5% Excess Return		N/A	Equity/Index	AEL 85LNZLR1WR9SYRVFCH09	12/08/2023	12/06/2024	279	492,468	1766.68	10,637			4,875		10,640			(5,319)					
S&P 500 Dividend Aristocrats Daily Risk Control 5% Excess Return		N/A	Equity/Index	AEL 85LNZLR1WR9SYRVFCH09	12/08/2023	12/08/2025	153	270,664	1766.68	8,336			6,079		8,838			(2,084)					
S&P 500 Dividend Aristocrats Daily Risk Control 5% Excess Return		N/A	Equity/Index	AEL 85LNZLR1WR9SYRVFCH09	12/08/2023	12/09/2024	237	419,395	1766.68	9,017			4,133		9,114			(4,508)					
S&P 500 Dividend Aristocrats Daily Risk Control 5% Excess Return		N/A	Equity/Index	AEL 85LNZLR1WR9SYRVFCH09	12/08/2023	12/09/2025	14	24,735	1766.68	762			556		808			(190)					
S&P 500 Dividend Aristocrats Daily Risk Control 5% Excess Return		N/A	Equity/Index	AEL 85LNZLR1WR9SYRVFCH09	12/08/2023	12/10/2024	366	645,796	1766.68	13,949			6,393		14,060			(6,975)					
S&P 500 Dividend Aristocrats Daily Risk Control 5% Excess Return		N/A	Equity/Index	AEL 85LNZLR1WR9SYRVFCH09	12/08/2023	12/10/2025	7	12,125	1766.68	375			273		396			(94)					
Invesco Dynamic Growth Index		N/A	Equity/Index	AEL 85LNZLR1WR9SYRVFCH09	12/11/2023	12/11/2024	65	163,686	2531.61	3,601			1,650		1,988			(1,801)					
Invesco Dynamic Growth Index		N/A	Equity/Index	AEL 85LNZLR1WR9SYRVFCH09	12/11/2023	12/11/2025	88	222,156	2531.61	6,798			4,957		4,765			(1,699)					
S&P 500 Index Option PTPT		N/A	Equity/Index	AEL 85LNZLR1WR9SYRVFCH09	12/11/2023	12/11/2024	458	2,118,019	4622.44	85,581			39,224		163,144			(42,790)					

STATEMENT AS OF JUNE 30, 2024 OF THE EAGLE LIFE INSURANCE COMPANY

SCHEDULE DB - PART A - SECTION 1

Showing all Options, Caps, Floors, Collars, Swaps and Forwards Open as of Current Statement Date

1	2	3	4	5	6	7	8	9	10	11	12	13	14	15	16	17	18	19	20	21	22	23	
Description	Description of Item(s) Hedged, Used for Income Generation or Replicated	Schedule/ Exhibit Identifier	Type(s) of Risk(s) (a)	Exchange, Counterparty or Central Clearinghouse	Trade Date	Date of Maturity or Expiration	Number of Contracts	Notional Amount	Strike Price, Rate or Index Received (Paid)	Cumulative Prior Year(s) Initial Cost of Un-discounted Premium (Received) Paid	Current Year Initial Cost of Un-discounted Premium (Received) Paid	Current Year Income	Book/ Adjusted Carrying Value	Code	Fair Value	Unrealized Valuation Increase/ (Decrease)	Total Foreign Exchange Change in B./A.C.V.	Current Year's (Amortization)/ Accretion	Adjustment to Carrying Value of Hedged Item	Potential Exposure	Credit Quality of Reference Entity	Hedge Effectiveness at Inception and at Quarter-end (b)	
S&P 500 Dividend Aristocrats Daily Risk Control 5% Excess Return		N/A	Equity/Index	AEL 85LNZLR1WR9SYRVFCH09	12/11/2023	12/11/2024	229	405,117	1770.77	8,702			3,988		8,232			(4,351)					
S&P 500 Dividend Aristocrats Daily Risk Control 5% Excess Return		N/A	Equity/Index	AEL 85LNZLR1WR9SYRVFCH09	12/11/2023	12/11/2025	382	676,786	1770.77	20,670			15,072		21,230			(5,167)					
Franklin Global Trends Index		N/A	Equity/Index	AEL 85LNZLR1WR9SYRVFCH09	12/12/2023	12/12/2024	56	13,167	236.48	308			141		406			(154)					
Invesco Dynamic Growth Index		N/A	Equity/Index	AEL 85LNZLR1WR9SYRVFCH09	12/12/2023	12/12/2024	100	254,099	2535.12	5,590			2,562		2,937			(2,795)					
Invesco Dynamic Growth Index		N/A	Equity/Index	AEL 85LNZLR1WR9SYRVFCH09	12/12/2023	12/12/2025	91	231,951	2535.12	7,098			5,175		4,838			(1,774)					
Blackrock Adaptive US Equity Index 7%		N/A	Equity/Index	AEL 85LNZLR1WR9SYRVFCH09	12/12/2023	12/12/2025	46	48,300	1048.71	1,864			1,359		4,220			(466)					
S&P 500 Index Option PTP		N/A	Equity/Index	AEL 85LNZLR1WR9SYRVFCH09	12/12/2023	12/12/2024	376	1,746,490	4643.7	101,484			46,513		208,132			(50,742)					
S&P 500 Dividend Aristocrats Daily Risk Control 5% Excess Return		N/A	Equity/Index	AEL 85LNZLR1WR9SYRVFCH09	12/12/2023	12/12/2024	767	1,361,175	1774.57	29,265			13,413		25,906			(14,633)					
S&P 500 Dividend Aristocrats Daily Risk Control 5% Excess Return		N/A	Equity/Index	AEL 85LNZLR1WR9SYRVFCH09	12/12/2023	12/12/2025	578	1,024,946	1774.57	31,363			22,869		30,920			(7,841)					
Franklin Global Trends Index		N/A	Equity/Index	AEL 85LNZLR1WR9SYRVFCH09	12/13/2023	12/13/2024	732	174,575	238.6	4,085			1,872		4,228			(2,043)					
Invesco Dynamic Growth Index		N/A	Equity/Index	AEL 85LNZLR1WR9SYRVFCH09	12/13/2023	12/13/2024	250	638,089	2556.01	14,038			6,434		5,331			(7,019)					
Invesco Dynamic Growth Index		N/A	Equity/Index	AEL 85LNZLR1WR9SYRVFCH09	12/13/2023	12/12/2025	39	100,800	2556.01	3,084			2,249		1,762			(771)					
Blackrock Adaptive US Equity Index 7%		N/A	Equity/Index	AEL 85LNZLR1WR9SYRVFCH09	12/13/2023	12/13/2024	69	72,786	1057.92	2,082			954		5,553			(1,041)					
Blackrock Adaptive US Equity Index 7%		N/A	Equity/Index	AEL 85LNZLR1WR9SYRVFCH09	12/13/2023	12/12/2025	85	90,000	1057.92	3,483			2,540		7,219			(871)					
S&P 500 Index Option PTP		N/A	Equity/Index	AEL 85LNZLR1WR9SYRVFCH09	12/13/2023	12/13/2024	816	3,841,216	4707.09	203,271			93,166		360,751			(101,636)					
S&P 500 Index Option PTP		N/A	Equity/Index	AEL 85LNZLR1WR9SYRVFCH09	12/13/2023	12/12/2025	14	67,932	4707.09	6,982			5,091		11,890			(1,745)					
S&P 500 Index Option CLQ		N/A	Equity/Index	AEL 85LNZLR1WR9SYRVFCH09	12/13/2023	12/13/2024	2	11,494	4707.09	401			184		1,074			(201)					
S&P 500 Dividend Aristocrats Daily Risk Control 5% Total Return		N/A	Equity/Index	AEL 85LNZLR1WR9SYRVFCH09	12/13/2023	12/13/2024	99	324,454	3273.35	13,659			6,261		12,970			(6,830)					
S&P 500 Dividend Aristocrats Daily Risk Control 5% Excess Return		N/A	Equity/Index	AEL 85LNZLR1WR9SYRVFCH09	12/13/2023	12/13/2024	1,350	2,415,540	1788.75	52,176			23,914		35,262			(26,088)					
S&P 500 Dividend Aristocrats Daily Risk Control 5% Excess Return		N/A	Equity/Index	AEL 85LNZLR1WR9SYRVFCH09	12/13/2023	12/12/2025	70	125,220	1788.75	3,869			2,821		3,241			(967)					
Invesco Dynamic Growth Index		N/A	Equity/Index	AEL 85LNZLR1WR9SYRVFCH09	12/14/2023	12/13/2024	113	289,517	2570.87	6,369			2,919		1,881			(3,185)					
Invesco Dynamic Growth Index		N/A	Equity/Index	AEL 85LNZLR1WR9SYRVFCH09	12/14/2023	12/12/2025	57	145,720	2570.87	4,488			3,273		2,236			(1,122)					

EO6.70

STATEMENT AS OF JUNE 30, 2024 OF THE EAGLE LIFE INSURANCE COMPANY

SCHEDULE DB - PART A - SECTION 1

Showing all Options, Caps, Floors, Collars, Swaps and Forwards Open as of Current Statement Date

1	2	3	4	5	6	7	8	9	10	11	12	13	14	15	16	17	18	19	20	21	22	23	
Description	Description of Item(s) Hedged, Used for Income Generation or Replicated	Schedule/ Exhibit Identifier	Type(s) of Risk(s) (a)	Exchange, Counterparty or Central Clearinghouse	Trade Date	Date of Maturity or Expiration	Number of Contracts	Notional Amount	Strike Price, Rate or Index Received (Paid)	Cumulative Prior Year(s) Initial Cost of Un-discounted Premium (Received) Paid	Current Year Initial Cost of Un-discounted Premium (Received) Paid	Current Year Income	Book/ Adjusted Carrying Value	Code	Fair Value	Unrealized Valuation Increase/ (Decrease)	Total Foreign Exchange Change in B./A.C.V.	Current Year's (Amortization)/ Accretion	Adjustment to Carrying Value of Hedged Item	Potential Exposure	Credit Quality of Reference Entity	Hedge Effectiveness at Inception and at Quarter-end (b)	
S&P 500 Index Option PTPT		N/A	Equity/Index	AEL	85LNZLR1WR9SYRVFCH09	12/14/2023	12/13/2024	666	3,145,212	4719.55	112,040		51,352		189,470			(56,020)					
S&P 500 Dividend Aristocrats Daily Risk Control 5% Excess Return		N/A	Equity/Index	AEL	85LNZLR1WR9SYRVFCH09	12/14/2023	12/13/2024	558	999,840	1793.24	21,486		9,848		13,338			(10,743)					
S&P 500 Dividend Aristocrats Daily Risk Control 5% Excess Return		N/A	Equity/Index	AEL	85LNZLR1WR9SYRVFCH09	12/14/2023	12/12/2025	124	222,402	1793.24	6,816		4,970		5,475			(1,704)					
Invesco Dynamic Growth Index		N/A	Equity/Index	AEL	85LNZLR1WR9SYRVFCH09	12/15/2023	12/13/2024	36	92,125	2566.96	2,027		929		640			(1,013)					
Invesco Dynamic Growth Index		N/A	Equity/Index	AEL	85LNZLR1WR9SYRVFCH09	12/15/2023	12/16/2024	191	489,984	2566.96	10,780		4,941		3,455			(5,390)					
Invesco Dynamic Growth Index		N/A	Equity/Index	AEL	85LNZLR1WR9SYRVFCH09	12/15/2023	12/15/2025	4	9,744	2566.96	300		219		155			(75)					
S&P 500 Index Option PTPT		N/A	Equity/Index	AEL	85LNZLR1WR9SYRVFCH09	12/15/2023	12/13/2024	1,002	4,727,442	4719.19	152,347		69,826		235,987			(76,174)					
S&P 500 Index Option PTPT		N/A	Equity/Index	AEL	85LNZLR1WR9SYRVFCH09	12/15/2023	12/16/2024	300	1,415,824	4719.19	68,299		31,304		114,038			(34,149)					
S&P 500 Index Option PTPT		N/A	Equity/Index	AEL	85LNZLR1WR9SYRVFCH09	12/15/2023	12/17/2024	622	2,935,583	4719.19	97,127		44,516		162,187			(48,563)					
S&P 500 Index Option PTPT		N/A	Equity/Index	AEL	85LNZLR1WR9SYRVFCH09	12/18/2023	12/18/2024	568	2,693,824	4740.56	108,101		49,546		190,360			(54,050)					
S&P 500 Dividend Aristocrats Daily Risk Control 5% Total Return		N/A	Equity/Index	AEL	85LNZLR1WR9SYRVFCH09	12/18/2023	12/18/2024	5	17,403	3275.07	813		372		786			(406)					
S&P 500 Dividend Aristocrats Daily Risk Control 5% Excess Return		N/A	Equity/Index	AEL	85LNZLR1WR9SYRVFCH09	12/18/2023	12/18/2024	631	1,128,668	1788.34	24,154		11,070		16,854			(12,077)					
S&P 500 Dividend Aristocrats Daily Risk Control 5% Excess Return		N/A	Equity/Index	AEL	85LNZLR1WR9SYRVFCH09	12/18/2023	12/18/2025	23	41,828	1788.34	1,309		955		1,093			(327)					
Franklin Global Trends Index		N/A	Equity/Index	AEL	85LNZLR1WR9SYRVFCH09	12/19/2023	12/19/2024	1,617	387,579	239.66	9,108		4,175		8,309			(4,554)					
Invesco Dynamic Growth Index		N/A	Equity/Index	AEL	85LNZLR1WR9SYRVFCH09	12/19/2023	12/19/2024	320	824,004	2571.8	18,128		8,309		5,427			(9,064)					
Blackrock Adaptive US Equity Index 7%		N/A	Equity/Index	AEL	85LNZLR1WR9SYRVFCH09	12/19/2023	12/19/2024	25	27,060	1065.87	776		355		1,871			(388)					
S&P 500 Index Option PTPT		N/A	Equity/Index	AEL	85LNZLR1WR9SYRVFCH09	12/19/2023	12/19/2024	455	2,169,025	4768.37	118,420		54,276		223,547			(59,210)					
S&P 500 Dividend Aristocrats Daily Risk Control 5% Total Return		N/A	Equity/Index	AEL	85LNZLR1WR9SYRVFCH09	12/19/2023	12/19/2024	5	16,992	3283.05	782		358		733			(391)					
S&P 500 Dividend Aristocrats Daily Risk Control 5% Excess Return		N/A	Equity/Index	AEL	85LNZLR1WR9SYRVFCH09	12/19/2023	12/19/2024	371	664,259	1792.42	14,284		6,547		9,182			(7,142)					
S&P 500 Dividend Aristocrats Daily Risk Control 5% Excess Return		N/A	Equity/Index	AEL	85LNZLR1WR9SYRVFCH09	12/19/2023	12/19/2025	198	355,673	1792.42	10,914		7,958		8,896			(2,729)					
Franklin Global Trends Index		N/A	Equity/Index	AEL	85LNZLR1WR9SYRVFCH09	12/20/2023	12/19/2025	1,283	306,608	238.99	10,149		7,400		10,121			(2,537)					

E06.71

STATEMENT AS OF JUNE 30, 2024 OF THE EAGLE LIFE INSURANCE COMPANY

SCHEDULE DB - PART A - SECTION 1

Showing all Options, Caps, Floors, Collars, Swaps and Forwards Open as of Current Statement Date

1	2	3	4	5	6	7	8	9	10	11	12	13	14	15	16	17	18	19	20	21	22	23	
Description	Description of Item(s) Hedged, Used for Income Generation or Replicated	Schedule/ Exhibit Identifier	Type(s) of Risk(s) (a)	Exchange, Counterparty or Central Clearinghouse	Trade Date	Date of Maturity or Expiration	Number of Contracts	Notional Amount	Strike Price, Rate or Index Received (Paid)	Cumulative Prior Year(s) Initial Cost of Un-discounted Premium (Received) Paid	Current Year Initial Cost of Un-discounted Premium (Received) Paid	Current Year Income	Book/ Adjusted Carrying Value	Code	Fair Value	Unrealized Valuation Increase/ (Decrease)	Total Foreign Exchange Change in B./A.C.V.	Current Year's (Amortization)/ Accretion	Adjustment to Carrying Value of Hedged Item	Potential Exposure	Credit Quality of Reference Entity	Hedge Effectiveness at Inception and at Quarter-end (b)	
Invesco Dynamic Growth Index		N/A	Equity/Index	AEL 85LNZLR1WR9SYRVFCH09	12/20/2023	12/20/2024	286	733,213	2566.8	16,131			7,393		5,282			(8,065)					
Invesco Dynamic Growth Index		N/A	Equity/Index	AEL 85LNZLR1WR9SYRVFCH09	12/20/2023	12/19/2025	200	513,549	2566.8	15,817			11,533		8,238			(3,954)					
Blackrock Adaptive US Equity Index 7%		N/A	Equity/Index	AEL 85LNZLR1WR9SYRVFCH09	12/20/2023	12/20/2024	11	11,218	1055.97	322			148		876			(161)					
Blackrock Adaptive US Equity Index 7%		N/A	Equity/Index	AEL 85LNZLR1WR9SYRVFCH09	12/20/2023	12/19/2025	16	16,827	1055.97	655			478		1,376			(164)					
S&P 500 Index Option		N/A	Equity/Index	AEL 85LNZLR1WR9SYRVFCH09	12/20/2023	12/20/2024	1,093	5,136,250	4698.35	226,611			103,864		391,108			(113,306)					
S&P 500 Index Option		N/A	Equity/Index	AEL 85LNZLR1WR9SYRVFCH09	12/20/2023	12/19/2025	30	143,251	4698.35	11,159			8,137		17,696			(2,790)					
S&P 500 Dividend Aristocrats Daily Risk Control 5% Total Return		N/A	Equity/Index	AEL 85LNZLR1WR9SYRVFCH09	12/20/2023	12/20/2024	69	225,653	3263.62	9,281			4,254		9,797			(4,641)					
S&P 500 Dividend Aristocrats Daily Risk Control 5% Excess Return		N/A	Equity/Index	AEL 85LNZLR1WR9SYRVFCH09	12/20/2023	12/20/2024	914	1,627,566	1781.54	35,004			16,044		27,796			(17,502)					
S&P 500 Dividend Aristocrats Daily Risk Control 5% Excess Return		N/A	Equity/Index	AEL 85LNZLR1WR9SYRVFCH09	12/20/2023	12/19/2025	250	445,069	1781.54	13,669			9,967		12,538			(3,417)					
Franklin Global Trends Index		N/A	Equity/Index	AEL 85LNZLR1WR9SYRVFCH09	12/21/2023	12/20/2024	551	132,331	239.97	3,110			1,425		2,732			(1,555)					
Invesco Dynamic Growth Index		N/A	Equity/Index	AEL 85LNZLR1WR9SYRVFCH09	12/21/2023	12/20/2024	71	182,005	2571.76	4,004			1,835		1,205			(2,002)					
Invesco Dynamic Growth Index		N/A	Equity/Index	AEL 85LNZLR1WR9SYRVFCH09	12/21/2023	12/19/2025	51	132,000	2571.76	4,066			2,965		2,027			(1,016)					
S&P 500 Index Option		N/A	Equity/Index	AEL 85LNZLR1WR9SYRVFCH09	12/21/2023	12/20/2024	990	4,701,430	4746.75	205,397			94,140		358,916			(102,698)					
S&P 500 Dividend Aristocrats Daily Risk Control 5% Total Return		N/A	Equity/Index	AEL 85LNZLR1WR9SYRVFCH09	12/21/2023	12/20/2024	17	55,402	3277.22	2,554			1,171		2,487			(1,277)					
S&P 500 Dividend Aristocrats Daily Risk Control 5% Excess Return		N/A	Equity/Index	AEL 85LNZLR1WR9SYRVFCH09	12/21/2023	12/20/2024	796	1,423,203	1788.7	30,457			13,959		21,226			(15,228)					
S&P 500 Dividend Aristocrats Daily Risk Control 5% Excess Return		N/A	Equity/Index	AEL 85LNZLR1WR9SYRVFCH09	12/21/2023	12/19/2025	449	803,345	1788.7	24,904			18,159		20,937			(6,226)					
Franklin Global Trends Index		N/A	Equity/Index	AEL 85LNZLR1WR9SYRVFCH09	12/22/2023	12/22/2025	1,020	244,765	240.01	8,102			5,908		7,481			(2,025)					
Invesco Dynamic Growth Index		N/A	Equity/Index	AEL 85LNZLR1WR9SYRVFCH09	12/22/2023	12/20/2024	154	396,887	2572.15	8,732			4,002		2,611			(4,366)					
Invesco Dynamic Growth Index		N/A	Equity/Index	AEL 85LNZLR1WR9SYRVFCH09	12/22/2023	12/23/2024	237	610,243	2572.15	13,486			6,181		4,073			(6,743)					
S&P 500 Index Option		N/A	Equity/Index	AEL 85LNZLR1WR9SYRVFCH09	12/22/2023	12/20/2024	1,584	7,530,937	4754.63	273,052			125,149		437,135			(136,526)					
S&P 500 Index Option		N/A	Equity/Index	AEL 85LNZLR1WR9SYRVFCH09	12/22/2023	12/23/2024	606	2,879,310	4754.63	90,980			41,699		146,099			(45,490)					
S&P 500 Index Option		N/A	Equity/Index	AEL 85LNZLR1WR9SYRVFCH09	12/15/2023	12/16/2024	6	30,514	4719.19	1,019			467		2,332			(510)					

STATEMENT AS OF JUNE 30, 2024 OF THE EAGLE LIFE INSURANCE COMPANY

SCHEDULE DB - PART A - SECTION 1

Showing all Options, Caps, Floors, Collars, Swaps and Forwards Open as of Current Statement Date

1	2	3	4	5	6	7	8	9	10	11	12	13	14	15	16	17	18	19	20	21	22	23		
Description	Description of Item(s) Hedged, Used for Income Generation or Replicated	Schedule/ Exhibit Identifier	Type(s) of Risk(s) (a)	Exchange, Counterparty or Central Clearinghouse	Trade Date	Date of Maturity or Expiration	Number of Contracts	Notional Amount	Strike Price, Rate or Index Received (Paid)	Cumulative Prior Year(s) Initial Cost of Un-discounted Premium (Received) Paid	Current Year Initial Cost of Un-discounted Premium (Received) Paid	Current Year Income	Book/ Adjusted Carrying Value	Code	Fair Value	Unrealized Valuation Increase/ (Decrease)	Total Foreign Exchange Change in B./A.C.V.	Current Year's (Amortization)/ Accretion	Adjustment to Carrying Value of Hedged Item	Potential Exposure	Credit Quality of Reference Entity	Hedge Effectiveness at Inception and at Quarter-end (b)		
S&P 500 Dividend Aristocrats Daily Risk Control 5% Total Return		N/A	Equity/Index	AEL 85LNZLR1WR9SYRVFCH09	12/15/2023	12/13/2024	6	18,450	3271.73	790			362		761								(395)	
S&P 500 Dividend Aristocrats Daily Risk Control 5% Total Return		N/A	Equity/Index	AEL 85LNZLR1WR9SYRVFCH09	12/15/2023	12/16/2024	6	20,716	3271.73	893			409		863									(446)
S&P 500 Dividend Aristocrats Daily Risk Control 5% Total Return		N/A	Equity/Index	AEL 85LNZLR1WR9SYRVFCH09	12/15/2023	12/17/2024	26	83,751	3271.73	3,467			1,589		3,331									(1,734)
S&P 500 Dividend Aristocrats Daily Risk Control 5% Excess Return		N/A	Equity/Index	AEL 85LNZLR1WR9SYRVFCH09	12/15/2023	12/13/2024	536	957,480	1787.32	20,586			9,435		14,376									(10,293)
S&P 500 Dividend Aristocrats Daily Risk Control 5% Excess Return		N/A	Equity/Index	AEL 85LNZLR1WR9SYRVFCH09	12/15/2023	12/15/2025	27	48,828	1787.32	1,523			1,111		1,287									(381)
S&P 500 Dividend Aristocrats Daily Risk Control 5% Excess Return		N/A	Equity/Index	AEL 85LNZLR1WR9SYRVFCH09	12/15/2023	12/16/2024	387	691,226	1787.32	14,861			6,811		10,468									(7,431)
S&P 500 Dividend Aristocrats Daily Risk Control 5% Excess Return		N/A	Equity/Index	AEL 85LNZLR1WR9SYRVFCH09	12/15/2023	12/16/2025	11	19,400	1787.32	605			441		512									(151)
S&P 500 Dividend Aristocrats Daily Risk Control 5% Excess Return		N/A	Equity/Index	AEL 85LNZLR1WR9SYRVFCH09	12/15/2023	12/17/2024	344	614,807	1787.32	13,218			6,058		9,338									(6,609)
Invesco Dynamic Growth Index		N/A	Equity/Index	AEL 85LNZLR1WR9SYRVFCH09	12/18/2023	12/18/2024	153	393,432	2566.14	8,656			3,967		2,840									(4,328)
Invesco Dynamic Growth Index		N/A	Equity/Index	AEL 85LNZLR1WR9SYRVFCH09	12/18/2023	12/18/2025	52	134,400	2566.14	4,140			3,018		2,166									(1,035)
S&P 500 Index Option PTP		N/A	Equity/Index	AEL 85LNZLR1WR9SYRVFCH09	12/22/2023	12/24/2024	429	2,039,153	4754.63	81,403			37,310		141,909									(40,702)
S&P Digital		N/A	Equity/Index	AEL 85LNZLR1WR9SYRVFCH09	12/22/2023	12/23/2024	7	33,322	4754.63	337			154		453									(168)
S&P 500 Dividend Aristocrats Daily Risk Control 5% Total Return		N/A	Equity/Index	AEL 85LNZLR1WR9SYRVFCH09	12/22/2023	12/20/2024	13	42,704	3285.14	1,793			822		1,638									(896)
S&P 500 Dividend Aristocrats Daily Risk Control 5% Excess Return		N/A	Equity/Index	AEL 85LNZLR1WR9SYRVFCH09	12/26/2023	12/26/2025	213	381,750	1795.89	11,796			8,601		9,246									(2,949)
Franklin Global Trends Index		N/A	Equity/Index	AEL 85LNZLR1WR9SYRVFCH09	12/27/2023	12/27/2024	355	85,678	241.05	2,013			923		1,557									(1,007)
Invesco Dynamic Growth Index		N/A	Equity/Index	AEL 85LNZLR1WR9SYRVFCH09	12/27/2023	12/27/2024	59	151,956	2581.65	3,343			1,532		879									(1,672)
Invesco Dynamic Growth Index		N/A	Equity/Index	AEL 85LNZLR1WR9SYRVFCH09	12/27/2023	12/26/2025	119	307,756	2581.65	9,479			6,912		4,364									(2,370)
Blackrock Adaptive US Equity Index 7%		N/A	Equity/Index	AEL 85LNZLR1WR9SYRVFCH09	12/27/2023	12/27/2024	6	6,836	1067.09	196			90		466									(98)
S&P 500 Index Option PTP		N/A	Equity/Index	AEL 85LNZLR1WR9SYRVFCH09	12/27/2023	12/27/2024	717	3,428,172	4781.58	165,737			75,963		290,445									(82,869)

E06.73

STATEMENT AS OF JUNE 30, 2024 OF THE EAGLE LIFE INSURANCE COMPANY

SCHEDULE DB - PART A - SECTION 1

Showing all Options, Caps, Floors, Collars, Swaps and Forwards Open as of Current Statement Date

1	2	3	4	5	6	7	8	9	10	11	12	13	14	15	16	17	18	19	20	21	22	23	
Description	Description of Item(s) Hedged, Used for Income Generation or Replicated	Schedule/ Exhibit Identifier	Type(s) of Risk(s) (a)	Exchange, Counterparty or Central Clearinghouse	Trade Date	Date of Maturity or Expiration	Number of Contracts	Notional Amount	Strike Price, Rate or Index Received (Paid)	Cumulative Prior Year(s) Initial Cost of Un-discounted Premium (Received) Paid	Current Year Initial Cost of Un-discounted Premium (Received) Paid	Current Year Income	Book/ Adjusted Carrying Value	Code	Fair Value	Unrealized Valuation Increase/ (Decrease)	Total Foreign Exchange Change in B./A.C.V.	Current Year's (Amortization)/ Accretion	Adjustment to Carrying Value of Hedged Item	Potential Exposure	Credit Quality of Reference Entity	Hedge Effectiveness at Inception and at Quarter-end (b)	
S&P 500 Index Option PTP		N/A	Equity/Index	AEL 85LNZLR1WR9SYRVFCH09	12/27/2023	12/26/2025	60	288,005	4781.58	16,602			12,105		21,971			(4,150)					
S&P 500 Index Option CLQ		N/A	Equity/Index	AEL 85LNZLR1WR9SYRVFCH09	12/27/2023	12/27/2024	8	36,808	4781.58	1,161			532		2,621			(581)					
S&P 500 Dividend Aristocrats Daily Risk Control 5% Total Return		N/A	Equity/Index	AEL 85LNZLR1WR9SYRVFCH09	12/27/2023	12/27/2024	164	540,444	3295.08	22,200			10,175		19,785			(11,100)					
S&P 500 Dividend Aristocrats Daily Risk Control 5% Excess Return		N/A	Equity/Index	AEL 85LNZLR1WR9SYRVFCH09	12/27/2023	12/27/2024	240	432,048	1796.81	9,302			4,264		5,611			(4,651)					
S&P 500 Dividend Aristocrats Daily Risk Control 5% Excess Return		N/A	Equity/Index	AEL 85LNZLR1WR9SYRVFCH09	12/27/2023	12/26/2025	679	1,220,923	1796.81	37,582			27,404		29,269			(9,396)					
Franklin Global Trends Index		N/A	Equity/Index	AEL 85LNZLR1WR9SYRVFCH09	12/28/2023	12/26/2025	42	10,124	240.85	335			244		290			(84)					
Invesco Dynamic Growth Index		N/A	Equity/Index	AEL 85LNZLR1WR9SYRVFCH09	12/28/2023	12/27/2024	81	208,238	2577.28	4,581			2,100		1,299			(2,291)					
Invesco Dynamic Growth Index		N/A	Equity/Index	AEL 85LNZLR1WR9SYRVFCH09	12/28/2023	12/26/2025	54	138,720	2577.28	4,273			3,115		2,045			(1,068)					
Blackrock Adaptive US Equity Index 7%		N/A	Equity/Index	AEL 85LNZLR1WR9SYRVFCH09	12/28/2023	12/27/2024	39	41,850	1067.28	1,201			551		2,847			(601)					
Blackrock Adaptive US Equity Index 7%		N/A	Equity/Index	AEL 85LNZLR1WR9SYRVFCH09	12/28/2023	12/26/2025	76	81,000	1067.28	3,159			2,303		5,954			(790)					
S&P 500 Index Option PTP		N/A	Equity/Index	AEL 85LNZLR1WR9SYRVFCH09	12/28/2023	12/27/2024	768	3,674,212	4783.35	153,683			70,438		259,954			(76,842)					
S&P 500 Dividend Aristocrats Daily Risk Control 5% Total Return		N/A	Equity/Index	AEL 85LNZLR1WR9SYRVFCH09	12/28/2023	12/27/2024	40	131,650	3296.45	5,222			2,393		4,598			(2,611)					
S&P 500 Dividend Aristocrats Daily Risk Control 5% Excess Return		N/A	Equity/Index	AEL 85LNZLR1WR9SYRVFCH09	12/28/2023	12/27/2024	182	327,085	1797.29	7,036			3,225		4,207			(3,518)					
S&P 500 Dividend Aristocrats Daily Risk Control 5% Excess Return		N/A	Equity/Index	AEL 85LNZLR1WR9SYRVFCH09	12/28/2023	12/26/2025	31	56,503	1797.29	1,737			1,267		1,347			(434)					
Franklin Global Trends Index		N/A	Equity/Index	AEL 85LNZLR1WR9SYRVFCH09	12/29/2023	12/27/2024	336	80,833	240.38	1,891			867		1,604			(946)					
Invesco Dynamic Growth Index		N/A	Equity/Index	AEL 85LNZLR1WR9SYRVFCH09	12/29/2023	12/27/2024	37	95,541	2574.31	2,102			963		627			(1,051)					
S&P 500 Index Option PTP		N/A	Equity/Index	AEL 85LNZLR1WR9SYRVFCH09	12/29/2023	12/27/2024	1,003	4,784,377	4769.83	209,582			96,058		338,380			(104,791)					
S&P 500 Index Option PTP		N/A	Equity/Index	AEL 85LNZLR1WR9SYRVFCH09	12/29/2023	12/30/2024	624	2,974,097	4769.83	113,136			51,854		182,667			(56,568)					
S&P 500 Dividend Aristocrats Daily Risk Control 5% Excess Return		N/A	Equity/Index	AEL 85LNZLR1WR9SYRVFCH09	12/29/2023	12/30/2024	610	1,096,344	1796.03	23,674			10,851		14,596			(11,837)					
S&P 500 Dividend Aristocrats Daily Risk Control 5% Excess Return		N/A	Equity/Index	AEL 85LNZLR1WR9SYRVFCH09	12/29/2023	12/31/2024	481	864,157	1796.03	18,682			8,563		11,541			(9,341)					

E06.74

STATEMENT AS OF JUNE 30, 2024 OF THE EAGLE LIFE INSURANCE COMPANY

SCHEDULE DB - PART A - SECTION 1

Showing all Options, Caps, Floors, Collars, Swaps and Forwards Open as of Current Statement Date

1	2	3	4	5	6	7	8	9	10	11	12	13	14	15	16	17	18	19	20	21	22	23
Description	Description of Item(s) Hedged, Used for Income Generation or Replicated	Schedule/ Exhibit Identifier	Type(s) of Risk(s) (a)	Exchange, Counterparty or Central Clearinghouse	Trade Date	Date of Maturity or Expiration	Number of Contracts	Notional Amount	Strike Price, Rate or Index Received (Paid)	Cumulative Prior Year(s) Initial Cost of Un-discounted Premium (Received) Paid	Current Year Initial Cost of Un-discounted Premium (Received) Paid	Current Year Income	Book/ Adjusted Carrying Value	Code	Fair Value	Unrealized Valuation Increase/ (Decrease)	Total Foreign Exchange Change in B./A.C.V.	Current Year's (Amortization)/ Accretion	Adjustment to Carrying Value of Hedged Item	Potential Exposure	Credit Quality of Reference Entity	Hedge Effectiveness at Inception and at Quarter-end (b)
S&P 500 Dividend Aristocrats Daily Risk Control 5% Total Return		N/A	Equity/Index	AEL 85LNZLR1WR9SYRVFCH09	12/22/2023	12/23/2024	15	50,267	3285.14	2,136			979		1,967			(1,068)				
S&P 500 Dividend Aristocrats Daily Risk Control 5% Excess Return		N/A	Equity/Index	AEL 85LNZLR1WR9SYRVFCH09	12/22/2023	12/20/2024	342	613,113	1792.75	13,121			6,014		8,445			(6,560)				
S&P 500 Dividend Aristocrats Daily Risk Control 5% Excess Return		N/A	Equity/Index	AEL 85LNZLR1WR9SYRVFCH09	12/22/2023	12/22/2025	122	218,250	1792.75	6,766			4,933		5,454			(1,691)				
S&P 500 Dividend Aristocrats Daily Risk Control 5% Excess Return		N/A	Equity/Index	AEL 85LNZLR1WR9SYRVFCH09	12/22/2023	12/23/2024	346	620,743	1792.75	13,284			6,088		8,629			(6,642)				
S&P 500 Dividend Aristocrats Daily Risk Control 5% Excess Return		N/A	Equity/Index	AEL 85LNZLR1WR9SYRVFCH09	12/22/2023	12/24/2024	269	481,665	1792.75	10,356			4,746		6,716			(5,178)				
Franklin Global Trends Index		N/A	Equity/Index	AEL 85LNZLR1WR9SYRVFCH09	12/26/2023	12/26/2025	1,535	369,156	240.47	12,219			8,910		10,911			(3,055)				
Invesco Dynamic Growth Index		N/A	Equity/Index	AEL 85LNZLR1WR9SYRVFCH09	12/26/2023	12/26/2025	372	959,149	2575.72	29,542			21,541		14,341			(7,385)				
S&P 500 Index Option PTP		N/A	Equity/Index	AEL 85LNZLR1WR9SYRVFCH09	12/26/2023	12/26/2024	249	1,188,411	4774.75	59,599			27,316		109,814			(29,800)				
S&P Digital		N/A	Equity/Index	AEL 85LNZLR1WR9SYRVFCH09	12/26/2023	12/26/2024	3	13,461	4774.75	136			63		182			(68)				
S&P 500 Dividend Aristocrats Daily Risk Control 5% Excess Return		N/A	Equity/Index	AEL 85LNZLR1WR9SYRVFCH09	12/26/2023	12/26/2024	186	333,590	1795.89	7,105			3,257		4,398			(3,553)				
S&P 500 Index Option PTP		N/A	Equity/Index	AEL 85LNZLR1WR9SYRVFCH09	12/29/2023	12/31/2024	431	2,056,756	4769.83	81,470			37,341		140,728			(40,735)				
S&P 500 Dividend Aristocrats Daily Risk Control 5% Total Return		N/A	Equity/Index	AEL 85LNZLR1WR9SYRVFCH09	12/29/2023	12/27/2024	57	188,813	3294.65	7,458			3,418		6,677			(3,729)				
S&P 500 Dividend Aristocrats Daily Risk Control 5% Total Return		N/A	Equity/Index	AEL 85LNZLR1WR9SYRVFCH09	12/29/2023	12/30/2024	6	20,576	3294.65	852			390		776			(426)				
S&P 500 Dividend Aristocrats Daily Risk Control 5% Total Return		N/A	Equity/Index	AEL 85LNZLR1WR9SYRVFCH09	12/29/2023	12/31/2024	2	5,499	3294.65	228			105		208			(114)				
S&P 500 Dividend Aristocrats Daily Risk Control 5% Excess Return		N/A	Equity/Index	AEL 85LNZLR1WR9SYRVFCH09	12/29/2023	12/27/2024	316	568,387	1796.03	12,228			5,604		7,497			(6,114)				
UST 4.50% 11/15/33 Total Return Options		N/A	Equity/Index	AEL 85LNZLR1WR9SYRVFCH09	12/27/2023	12/27/2024	64	6,264	98	108			49		165			(54)				
Invesco Dynamic Growth Index		N/A	Equity/Index	AEL 85LNZLR1WR9SYRVFCH09	01/02/2024	01/02/2025	34	88,231	2563.61		1,941		1,051		708			(890)				
Invesco Dynamic Growth Index		N/A	Equity/Index	AEL 85LNZLR1WR9SYRVFCH09	01/02/2024	01/02/2026	148	380,247	2563.61		11,712		9,028		6,373			(2,684)				
Blackrock Adaptive US Equity Index 7%		N/A	Equity/Index	AEL 85LNZLR1WR9SYRVFCH09	01/02/2024	01/02/2025	40	42,699	1060.95		1,227		665		3,146			(562)				

EO6.75

STATEMENT AS OF JUNE 30, 2024 OF THE EAGLE LIFE INSURANCE COMPANY

SCHEDULE DB - PART A - SECTION 1

Showing all Options, Caps, Floors, Collars, Swaps and Forwards Open as of Current Statement Date

1	2	3	4	5	6	7	8	9	10	11	12	13	14	15	16	17	18	19	20	21	22	23	
Description	Description of Item(s) Hedged, Used for Income Generation or Replicated	Schedule/ Exhibit Identifier	Type(s) of Risk(s) (a)	Exchange, Counterparty or Central Clearinghouse	Trade Date	Date of Maturity or Expiration	Number of Contracts	Notional Amount	Strike Price, Rate or Index Received (Paid)	Cumulative Prior Year(s) Initial Cost of Un-discounted Premium (Received) Paid	Current Year Initial Cost of Un-discounted Premium (Received) Paid	Current Year Income	Book/ Adjusted Carrying Value	Code	Fair Value	Unrealized Valuation Increase/ (Decrease)	Total Foreign Exchange Change in B./A.C.V.	Current Year's (Amortization)/ Accretion	Adjustment to Carrying Value of Hedged Item	Potential Exposure	Credit Quality of Reference Entity	Hedge Effectiveness at Inception and at Quarter-end (b)	
S&P 500 Index Option PTPPT		N/A	Equity/Index	AEL 85LNZLR1WR9SYRVFCH09	01/02/2024	01/02/2025	387	1,836,135	4742.83		90,354		48,942		169,658			(41,412)					
S&P 500 Dividend Aristocrats Daily Risk Control 5% Excess Return		N/A	Equity/Index	AEL 85LNZLR1WR9SYRVFCH09	01/02/2024	01/02/2025	122	219,747	1797.57		4,725		2,559		2,865			(2,165)					
S&P 500 Dividend Aristocrats Daily Risk Control 5% Excess Return		N/A	Equity/Index	AEL 85LNZLR1WR9SYRVFCH09	01/02/2024	01/02/2026	28	50,925	1797.57		1,574		1,213		1,219			(361)					
Franklin Global Trends Index		N/A	Equity/Index	AEL 85LNZLR1WR9SYRVFCH09	01/03/2024	01/03/2025	363	86,502	238.58		2,033		1,101		2,164			(932)					
Invesco Dynamic Growth Index		N/A	Equity/Index	AEL 85LNZLR1WR9SYRVFCH09	01/03/2024	01/03/2025	80	203,464	2556.98		4,476		2,425		1,818			(2,052)					
S&P 500 Index Option PTPPT		N/A	Equity/Index	AEL 85LNZLR1WR9SYRVFCH09	01/03/2024	01/03/2025	478	2,249,066	4704.81		130,250		70,552		261,622			(59,698)					
S&P 500 Index Option PTPPT		N/A	Equity/Index	AEL 85LNZLR1WR9SYRVFCH09	01/03/2024	01/02/2026	18	85,856	4704.81		6,661		5,134		10,437			(1,526)					
S&P 500 Dividend Aristocrats Daily Risk Control 5% Total Return		N/A	Equity/Index	AEL 85LNZLR1WR9SYRVFCH09	01/03/2024	01/03/2025	43	141,466	3284.13		5,997		3,248		5,865			(2,749)					
S&P 500 Dividend Aristocrats Daily Risk Control 5% Excess Return		N/A	Equity/Index	AEL 85LNZLR1WR9SYRVFCH09	01/03/2024	01/03/2025	181	323,101	1788.92		7,011		3,798		4,987			(3,214)					
S&P 500 Dividend Aristocrats Daily Risk Control 5% Excess Return		N/A	Equity/Index	AEL 85LNZLR1WR9SYRVFCH09	01/03/2024	01/02/2026	24	42,923	1788.92		1,339		1,032		1,130			(307)					
Franklin Global Trends Index		N/A	Equity/Index	AEL 85LNZLR1WR9SYRVFCH09	01/04/2024	01/03/2025	1,132	269,557	238.22		6,335		3,431		7,030			(2,903)					
Invesco Dynamic Growth Index		N/A	Equity/Index	AEL 85LNZLR1WR9SYRVFCH09	01/04/2024	01/03/2025	110	280,719	2550.69		6,176		3,345		2,761			(2,831)					
Invesco Dynamic Growth Index		N/A	Equity/Index	AEL 85LNZLR1WR9SYRVFCH09	01/04/2024	01/02/2026	151	385,764	2550.69		11,882		9,159		7,214			(2,723)					
Blackrock Adaptive US Equity Index 7%		N/A	Equity/Index	AEL 85LNZLR1WR9SYRVFCH09	01/04/2024	01/03/2025	88	92,622	1052.96		2,657		1,439		7,501			(1,218)					
Blackrock Adaptive US Equity Index 7%		N/A	Equity/Index	AEL 85LNZLR1WR9SYRVFCH09	01/04/2024	01/02/2026	110	115,643	1052.96		4,501		3,469		9,741			(1,031)					
S&P 500 Index Option PTPPT		N/A	Equity/Index	AEL 85LNZLR1WR9SYRVFCH09	01/04/2024	01/03/2025	852	3,992,585	4688.68		180,803		97,935		321,405			(82,868)					
S&P Digital		N/A	Equity/Index	AEL 85LNZLR1WR9SYRVFCH09	01/04/2024	01/03/2025	80	377,190	4688.68		3,828		2,074		5,147			(1,755)					
S&P 500 Dividend Aristocrats Daily Risk Control 5% Excess Return		N/A	Equity/Index	AEL 85LNZLR1WR9SYRVFCH09	01/04/2024	01/03/2025	247	442,161	1788.17		9,551		5,173		6,921			(4,377)					
S&P 500 Dividend Aristocrats Daily Risk Control 5% Excess Return		N/A	Equity/Index	AEL 85LNZLR1WR9SYRVFCH09	01/04/2024	01/02/2026	209	373,427	1788.17		11,576		8,923		9,911			(2,653)					
Franklin Global Trends Index		N/A	Equity/Index	AEL 85LNZLR1WR9SYRVFCH09	01/05/2024	01/03/2025	791	188,486	238.16		4,411		2,389		4,950			(2,022)					
Invesco Dynamic Growth Index		N/A	Equity/Index	AEL 85LNZLR1WR9SYRVFCH09	01/05/2024	01/03/2025	370	944,518	2550.22		20,779		11,256		9,355			(9,524)					
Invesco Dynamic Growth Index		N/A	Equity/Index	AEL 85LNZLR1WR9SYRVFCH09	01/05/2024	01/05/2026	56	144,000	2550.22		4,435		3,419		2,712			(1,016)					

E06.76

STATEMENT AS OF JUNE 30, 2024 OF THE EAGLE LIFE INSURANCE COMPANY

SCHEDULE DB - PART A - SECTION 1

Showing all Options, Caps, Floors, Collars, Swaps and Forwards Open as of Current Statement Date

1	2	3	4	5	6	7	8	9	10	11	12	13	14	15	16	17	18	19	20	21	22	23	
Description	Description of Item(s) Hedged, Used for Income Generation or Replicated	Schedule/ Exhibit Identifier	Type(s) of Risk(s) (a)	Exchange, Counterparty or Central Clearinghouse	Trade Date	Date of Maturity or Expiration	Number of Contracts	Notional Amount	Strike Price, Rate or Index Received (Paid)	Cumulative Prior Year(s) Initial Cost of Un-discounted Premium (Received) Paid	Current Year Initial Cost of Un-discounted Premium (Received) Paid	Current Year Income	Book/ Adjusted Carrying Value	Code	Fair Value	Unrealized Valuation Increase/ (Decrease)	Total Foreign Exchange Change in B./A.C.V.	Current Year's (Amortization)/ Accretion	Adjustment to Carrying Value of Hedged Item	Potential Exposure	Credit Quality of Reference Entity	Hedge Effectiveness at Inception and at Quarter-end (b)	
S&P 500 Index Option PTPT		N/A	Equity/Index	AEL 85LNZLR1WR9SYRVFCH09	.01/05/2024	.01/03/2025	841	3,948,091	4697.24		138,964		75,272		234,241			(63,692)					
S&P 500 Index Option PTPT		N/A	Equity/Index	AEL 85LNZLR1WR9SYRVFCH09	.01/05/2024	.01/05/2026	5	21,314	4697.24		1,123		866		1,474			(257)					
S&P 500 Index Option PTPT		N/A	Equity/Index	AEL 85LNZLR1WR9SYRVFCH09	.01/05/2024	.01/06/2025	601	2,824,952	4697.24		114,490		62,015		183,964			(52,475)					
S&P 500 Index Option PTPT		N/A	Equity/Index	AEL 85LNZLR1WR9SYRVFCH09	.01/05/2024	.01/07/2025	354	1,660,925	4697.24		57,110		30,934		96,779			(26,175)					
S&P Digital S&P 500 Dividend Aristocrats Daily Risk Control 5% Total Return		N/A	Equity/Index	AEL 85LNZLR1WR9SYRVFCH09	.01/05/2024	.01/03/2025	4	17,848	4697.24		180		98		243			(83)					
S&P 500 Dividend Aristocrats Daily Risk Control 5% Excess Return		N/A	Equity/Index	AEL 85LNZLR1WR9SYRVFCH09	.01/05/2024	.01/03/2025	26	84,354	3283.97		3,342		1,810		3,155			(1,532)					
S&P 500 Dividend Aristocrats Daily Risk Control 5% Excess Return		N/A	Equity/Index	AEL 85LNZLR1WR9SYRVFCH09	.01/05/2024	.01/03/2025	252	450,242	1788.29		9,725		5,268		7,032			(4,457)					
S&P 500 Dividend Aristocrats Daily Risk Control 5% Excess Return		N/A	Equity/Index	AEL 85LNZLR1WR9SYRVFCH09	.01/05/2024	.01/06/2025	214	382,100	1788.29		8,215		4,450		6,014			(3,765)					
S&P 500 Dividend Aristocrats Daily Risk Control 5% Excess Return		N/A	Equity/Index	AEL 85LNZLR1WR9SYRVFCH09	.01/05/2024	.01/07/2025	604	1,080,591	1788.29		23,341		12,643		17,053			(10,698)					
Invesco Dynamic Growth Index		N/A	Equity/Index	AEL 85LNZLR1WR9SYRVFCH09	.01/08/2024	.01/08/2025	103	262,650	2557.79		5,778		3,130		2,361			(2,648)					
S&P 500 Index Option PTPT		N/A	Equity/Index	AEL 85LNZLR1WR9SYRVFCH09	.01/08/2024	.01/08/2025	773	3,683,825	4763.54		138,991		75,287		235,655			(63,704)					
S&P 500 Dividend Aristocrats Daily Risk Control 5% Total Return		N/A	Equity/Index	AEL 85LNZLR1WR9SYRVFCH09	.01/08/2024	.01/08/2025	67	221,319	3295.53		9,882		5,353		9,000			(4,529)					
S&P 500 Dividend Aristocrats Daily Risk Control 5% Excess Return		N/A	Equity/Index	AEL 85LNZLR1WR9SYRVFCH09	.01/08/2024	.01/08/2025	200	358,150	1793.77		7,754		4,200		5,116			(3,554)					
Franklin Global Trends Index		N/A	Equity/Index	AEL 85LNZLR1WR9SYRVFCH09	.01/09/2024	.01/09/2026	977	233,230	238.73		7,720		5,951		7,950			(1,769)					
Invesco Dynamic Growth Index		N/A	Equity/Index	AEL 85LNZLR1WR9SYRVFCH09	.01/09/2024	.01/09/2025	69	176,685	2551.51		3,887		2,105		1,751			(1,782)					
Invesco Dynamic Growth Index		N/A	Equity/Index	AEL 85LNZLR1WR9SYRVFCH09	.01/09/2024	.01/09/2026	18	45,021	2551.51		1,387		1,069		842			(318)					
Blackrock Adaptive US Equity Index 7%		N/A	Equity/Index	AEL 85LNZLR1WR9SYRVFCH09	.01/09/2024	.01/09/2025	25	26,798	1061.98		769		417		1,952			(353)					
S&P 500 Index Option PTPT		N/A	Equity/Index	AEL 85LNZLR1WR9SYRVFCH09	.01/09/2024	.01/09/2025	496	2,358,710	4756.5		125,253		67,845		224,243			(57,408)					
S&P Digital S&P 500 Dividend Aristocrats Daily Risk Control 5% Excess Return		N/A	Equity/Index	AEL 85LNZLR1WR9SYRVFCH09	.01/09/2024	.01/09/2025	2	9,263	4756.5		94		51		125			(43)					
Invesco Dynamic Growth Index		N/A	Equity/Index	AEL 85LNZLR1WR9SYRVFCH09	.01/09/2024	.01/09/2025	239	428,079	1790.19		9,247		5,009		6,557			(4,238)					
Invesco Dynamic Growth Index		N/A	Equity/Index	AEL 85LNZLR1WR9SYRVFCH09	.01/10/2024	.01/10/2025	112	286,259	2551.64		6,298		3,411		2,842			(2,886)					
Invesco Dynamic Growth Index		N/A	Equity/Index	AEL 85LNZLR1WR9SYRVFCH09	.01/10/2024	.01/09/2026	108	274,400	2551.64		8,452		6,515		5,127			(1,937)					

E06.77

STATEMENT AS OF JUNE 30, 2024 OF THE EAGLE LIFE INSURANCE COMPANY

SCHEDULE DB - PART A - SECTION 1

Showing all Options, Caps, Floors, Collars, Swaps and Forwards Open as of Current Statement Date

1	2	3	4	5	6	7	8	9	10	11	12	13	14	15	16	17	18	19	20	21	22	23	
Description	Description of Item(s) Hedged, Used for Income Generation or Replicated	Schedule/ Exhibit Identifier	Type(s) of Risk(s) (a)	Exchange, Counterparty or Central Clearinghouse	Trade Date	Date of Maturity or Expiration	Number of Contracts	Notional Amount	Strike Price, Rate or Index Received (Paid)	Cumulative Prior Year(s) Initial Cost of Un-discounted Premium (Received) Paid	Current Year Initial Cost of Un-discounted Premium (Received) Paid	Current Year Income	Book/ Adjusted Carrying Value	Code	Fair Value	Unrealized Valuation Increase/ (Decrease)	Total Foreign Exchange Change in B./A.C.V.	Current Year's (Amortization)/ Accretion	Adjustment to Carrying Value of Hedged Item	Potential Exposure	Credit Quality of Reference Entity	Hedge Effectiveness at Inception and at Quarter-end (b)	
Blackrock Adaptive US Equity Index 7%		N/A	Equity/Index	AEL	85LNZLR1WR9SYRVFCH09	.01/10/2024	5	5,654	1065.5		162		88		394			(74)					
Blackrock Adaptive US Equity Index 7%		N/A	Equity/Index	AEL	85LNZLR1WR9SYRVFCH09	.01/10/2024	38	40,197	1065.5		1,564		1,205		3,014			(358)					
S&P 500 Index Option		N/A	Equity/Index	AEL	85LNZLR1WR9SYRVFCH09	.01/10/2024	1,026	4,909,469	4783.45		200,962		108,854		320,692			(92,108)					
S&P 500 Index Option		N/A	Equity/Index	AEL	85LNZLR1WR9SYRVFCH09	.01/10/2024	5	25,740	4783.45		3,290		2,536		5,673			(754)					
S&P 500 Dividend Aristocrats Daily Risk Control 5% Total Return		N/A	Equity/Index	AEL	85LNZLR1WR9SYRVFCH09	.01/10/2024	109	359,851	3293.14		14,363		7,780		13,390			(6,583)					
S&P 500 Dividend Aristocrats Daily Risk Control 5% Excess Return		N/A	Equity/Index	AEL	85LNZLR1WR9SYRVFCH09	.01/10/2024	307	550,461	1791.93		12,000		6,500		8,185			(5,500)					
S&P 500 Dividend Aristocrats Daily Risk Control 5% Excess Return		N/A	Equity/Index	AEL	85LNZLR1WR9SYRVFCH09	.01/10/2024	53	95,788	1791.93		2,979		2,296		2,456			(683)					
Franklin Global Trends Index		N/A	Equity/Index	AEL	85LNZLR1WR9SYRVFCH09	.01/11/2024	1,808	432,697	239.34		10,168		5,508		10,004			(4,661)					
Franklin Global Trends Index		N/A	Equity/Index	AEL	85LNZLR1WR9SYRVFCH09	.01/11/2024	727	174,083	239.34		5,762		4,442		5,668			(1,320)					
Invesco Dynamic Growth Index		N/A	Equity/Index	AEL	85LNZLR1WR9SYRVFCH09	.01/11/2024	809	2,066,327	2553.02		45,459		24,624		20,096			(20,835)					
Invesco Dynamic Growth Index		N/A	Equity/Index	AEL	85LNZLR1WR9SYRVFCH09	.01/11/2024	460	1,174,657	2553.02		36,179		27,888		21,696			(8,291)					
Blackrock Adaptive US Equity Index 7%		N/A	Equity/Index	AEL	85LNZLR1WR9SYRVFCH09	.01/11/2024	12	12,677	1065.02		364		197		890			(167)					
S&P 500 Index Option		N/A	Equity/Index	AEL	85LNZLR1WR9SYRVFCH09	.01/11/2024	851	4,066,267	4780.24		148,729		80,561		248,180			(68,167)					
S&P 500 Dividend Aristocrats Daily Risk Control 5% Excess Return		N/A	Equity/Index	AEL	85LNZLR1WR9SYRVFCH09	.01/11/2024	720	1,288,403	1790.28		27,708		15,009		19,754			(12,700)					
S&P 500 Dividend Aristocrats Daily Risk Control 5% Excess Return		N/A	Equity/Index	AEL	85LNZLR1WR9SYRVFCH09	.01/11/2024	433	775,529	1790.28		23,834		18,372		20,243			(5,462)					
Invesco Dynamic Growth Index		N/A	Equity/Index	AEL	85LNZLR1WR9SYRVFCH09	.01/12/2024	84	213,400	2551.67		4,695		2,543		2,117			(2,152)					
Invesco Dynamic Growth Index		N/A	Equity/Index	AEL	85LNZLR1WR9SYRVFCH09	.01/12/2024	144	366,434	2551.67		8,098		4,387		3,672			(3,712)					
S&P 500 Index Option		N/A	Equity/Index	AEL	85LNZLR1WR9SYRVFCH09	.01/12/2024	675	3,227,801	4783.83		102,640		55,597		163,724			(47,043)					
S&P 500 Index Option		N/A	Equity/Index	AEL	85LNZLR1WR9SYRVFCH09	.01/12/2024	1,065	5,093,461	4783.83		213,321		115,549		337,372			(97,772)					
S&P 500 Index Option		N/A	Equity/Index	AEL	85LNZLR1WR9SYRVFCH09	.01/12/2024	1,071	5,121,781	4783.83		181,641		98,389		304,790			(83,252)					
S&P 500 Index Option		N/A	Equity/Index	AEL	85LNZLR1WR9SYRVFCH09	.01/12/2024	539	2,577,725	4783.83		122,141		66,160		230,532			(55,981)					
S&P Digital		N/A	Equity/Index	AEL	85LNZLR1WR9SYRVFCH09	.01/12/2024	1	6,411	4783.83		65		35		86			(30)					
S&P Digital		N/A	Equity/Index	AEL	85LNZLR1WR9SYRVFCH09	.01/12/2024	2	9,020	4783.83		92		50		120			(42)					

STATEMENT AS OF JUNE 30, 2024 OF THE EAGLE LIFE INSURANCE COMPANY

SCHEDULE DB - PART A - SECTION 1

Showing all Options, Caps, Floors, Collars, Swaps and Forwards Open as of Current Statement Date

1	2	3	4	5	6	7	8	9	10	11	12	13	14	15	16	17	18	19	20	21	22	23		
Description	Description of Item(s) Hedged, Used for Income Generation or Replicated	Schedule/ Exhibit Identifier	Type(s) of Risk(s) (a)	Exchange, Counterparty or Central Clearinghouse	Trade Date	Date of Maturity or Expiration	Number of Contracts	Notional Amount	Strike Price, Rate or Index Received (Paid)	Cumulative Prior Year(s) Initial Cost of Un-discounted Premium (Received) Paid	Current Year Initial Cost of Un-discounted Premium (Received) Paid	Current Year Income	Book/ Adjusted Carrying Value	Code	Fair Value	Unrealized Valuation Increase/ (Decrease)	Total Foreign Exchange Change in B./A.C.V.	Current Year's (Amortization)/ Accretion	Adjustment to Carrying Value of Hedged Item	Potential Exposure	Credit Quality of Reference Entity	Hedge Effectiveness at Inception and at Quarter-end (b)		
S&P 500 Dividend Aristocrats Daily Risk Control 5% Total Return		N/A	Equity/Index	AEL 85LNZLR1WR9SYRVFCH09	01/12/2024	01/10/2025	4	14,152	3293.27		487		264		454							(223)		
S&P 500 Dividend Aristocrats Daily Risk Control 5% Total Return		N/A	Equity/Index	AEL 85LNZLR1WR9SYRVFCH09	01/12/2024	01/13/2025	1	4,616	3293.27		189		102		184								(86)	
S&P 500 Dividend Aristocrats Daily Risk Control 5% Excess Return		N/A	Equity/Index	AEL 85LNZLR1WR9SYRVFCH09	01/12/2024	01/10/2025	287	514,432	1791.46		11,216		6,075		7,717								(5,141)	
S&P 500 Dividend Aristocrats Daily Risk Control 5% Excess Return		N/A	Equity/Index	AEL 85LNZLR1WR9SYRVFCH09	01/12/2024	01/12/2026	429	769,331	1791.46		23,955		18,465		19,879								(5,490)	
S&P 500 Dividend Aristocrats Daily Risk Control 5% Excess Return		N/A	Equity/Index	AEL 85LNZLR1WR9SYRVFCH09	01/12/2024	01/13/2025	174	311,414	1791.46		6,815		3,692		4,709								(3,124)	
S&P 500 Dividend Aristocrats Daily Risk Control 5% Excess Return		N/A	Equity/Index	AEL 85LNZLR1WR9SYRVFCH09	01/12/2024	01/13/2026	70	124,598	1791.46		3,882		2,992		3,222								(890)	
S&P 500 Dividend Aristocrats Daily Risk Control 5% Excess Return		N/A	Equity/Index	AEL 85LNZLR1WR9SYRVFCH09	01/12/2024	01/14/2025	217	388,221	1791.46		8,506		4,608		5,886								(3,899)	
S&P 500 Dividend Aristocrats Daily Risk Control 5% Excess Return		N/A	Equity/Index	AEL 85LNZLR1WR9SYRVFCH09	01/12/2024	01/14/2026	41	73,872	1791.46		2,303		1,775		1,912								(528)	
S&P 500 Dividend Aristocrats Daily Risk Control 5% Excess Return		N/A	Equity/Index	AEL 85LNZLR1WR9SYRVFCH09	01/12/2024	01/15/2025	140	251,417	1791.46		5,516		2,988		3,822								(2,528)	
Invesco Dynamic Growth Index		N/A	Equity/Index	AEL 85LNZLR1WR9SYRVFCH09	01/16/2024	01/16/2025	14	34,650	2538.99		766		415		420								(351)	
Invesco Dynamic Growth Index		N/A	Equity/Index	AEL 85LNZLR1WR9SYRVFCH09	01/16/2024	01/16/2026	18	45,448	2538.99		1,404		1,083		948								(322)	
S&P 500 Index Option PTP		N/A	Equity/Index	AEL 85LNZLR1WR9SYRVFCH09	01/16/2024	01/16/2025	403	1,921,962	4765.98		113,323		61,383		230,317								(51,940)	
S&P 500 Index Option PTP		N/A	Equity/Index	AEL 85LNZLR1WR9SYRVFCH09	01/16/2024	01/16/2026	9	44,100	4765.98		2,337		1,802		2,992								(536)	
S&P 500 Dividend Aristocrats Daily Risk Control 5% Excess Return		N/A	Equity/Index	AEL 85LNZLR1WR9SYRVFCH09	01/16/2024	01/16/2025	212	378,089	1785.94		8,242		4,465		6,365								(3,778)	
S&P 500 Dividend Aristocrats Daily Risk Control 5% Excess Return		N/A	Equity/Index	AEL 85LNZLR1WR9SYRVFCH09	01/16/2024	01/16/2026	65	116,400	1785.94		3,585		2,764		3,202								(822)	
Franklin Global Trends Index		N/A	Equity/Index	AEL 85LNZLR1WR9SYRVFCH09	01/17/2024	01/17/2025	342	81,204	237.23		1,908		1,034		2,400								(875)	
Franklin Global Trends Index		N/A	Equity/Index	AEL 85LNZLR1WR9SYRVFCH09	01/17/2024	01/16/2026	185	43,953	237.23		1,450		1,118		1,678								(332)	
Invesco Dynamic Growth Index		N/A	Equity/Index	AEL 85LNZLR1WR9SYRVFCH09	01/17/2024	01/17/2025	34	87,047	2528.64		1,915		1,037		1,216								(878)	

E06.79

STATEMENT AS OF JUNE 30, 2024 OF THE EAGLE LIFE INSURANCE COMPANY

SCHEDULE DB - PART A - SECTION 1

Showing all Options, Caps, Floors, Collars, Swaps and Forwards Open as of Current Statement Date

1	2	3	4	5	6	7	8	9	10	11	12	13	14	15	16	17	18	19	20	21	22	23	
Description	Description of Item(s) Hedged, Used for Income Generation or Replicated	Schedule/ Exhibit Identifier	Type(s) of Risk(s) (a)	Exchange, Counterparty or Central Clearinghouse	Trade Date	Date of Maturity or Expiration	Number of Contracts	Notional Amount	Strike Price, Rate or Index Received (Paid)	Cumulative Prior Year(s) Initial Cost of Un-discounted Premium (Received) Paid	Current Year Initial Cost of Un-discounted Premium (Received) Paid	Current Year Income	Book/ Adjusted Carrying Value	Code	Fair Value	Unrealized Valuation Increase/ (Decrease)	Total Foreign Exchange Change in B./A.C.V.	Current Year's (Amortization)/ Accretion	Adjustment to Carrying Value of Hedged Item	Potential Exposure	Credit Quality of Reference Entity	Hedge Effectiveness at Inception and at Quarter-end (b)	
Invesco Dynamic Growth Index		N/A	Equity/Index	AEL 85LNZLR1WR9SYRVFCH09	01/17/2024	01/16/2026	104	263,253	2528.64		8,108		6,250		5,962			(1,858)					
S&P 500 Index Option		N/A	Equity/Index	AEL 85LNZLR1WR9SYRVFCH09	01/17/2024	01/17/2025	959	4,543,067	4738.21		233,203		126,318		387,687			(106,885)					
S&P 500 Index Option		N/A	Equity/Index	AEL 85LNZLR1WR9SYRVFCH09	01/17/2024	01/16/2026	19	92,280	4738.21		7,543		5,814		11,920			(1,729)					
S&P 500 Dividend Aristocrats Daily Risk Control 5% Total Return		N/A	Equity/Index	AEL 85LNZLR1WR9SYRVFCH09	01/17/2024	01/17/2025	89	292,408	3275.12		12,141		6,576		13,041			(5,565)					
S&P 500 Dividend Aristocrats Daily Risk Control 5% Excess Return		N/A	Equity/Index	AEL 85LNZLR1WR9SYRVFCH09	01/17/2024	01/17/2025	1,078	1,918,795	1780.24		41,638		22,554		35,750			(19,084)					
S&P 500 Dividend Aristocrats Daily Risk Control 5% Excess Return		N/A	Equity/Index	AEL 85LNZLR1WR9SYRVFCH09	01/17/2024	01/16/2026	501	892,428	1780.24		27,398		21,119		26,071			(6,279)					
Invesco Dynamic Growth Index		N/A	Equity/Index	AEL 85LNZLR1WR9SYRVFCH09	01/18/2024	01/17/2025	238	601,240	2529.58		13,227		7,165		8,297			(6,063)					
Invesco Dynamic Growth Index		N/A	Equity/Index	AEL 85LNZLR1WR9SYRVFCH09	01/18/2024	01/16/2026	13	34,131	2529.58		1,051		810		767			(241)					
S&P 500 Index Option		N/A	Equity/Index	AEL 85LNZLR1WR9SYRVFCH09	01/18/2024	01/17/2025	362	1,731,611	4780.94		86,979		47,113		162,036			(39,865)					
S&P 500 Dividend Aristocrats Daily Risk Control 5% Excess Return		N/A	Equity/Index	AEL 85LNZLR1WR9SYRVFCH09	01/18/2024	01/17/2025	388	691,370	1782.74		15,003		8,126		12,339			(6,876)					
S&P 500 Dividend Aristocrats Daily Risk Control 5% Excess Return		N/A	Equity/Index	AEL 85LNZLR1WR9SYRVFCH09	01/18/2024	01/16/2026	163	290,059	1782.74		8,963		6,909		8,255			(2,054)					
Franklin Global Trends Index		N/A	Equity/Index	AEL 85LNZLR1WR9SYRVFCH09	01/19/2024	01/17/2025	984	234,637	238.49		5,491		2,974		6,044			(2,516)					
Franklin Global Trends Index		N/A	Equity/Index	AEL 85LNZLR1WR9SYRVFCH09	01/19/2024	01/16/2026	95	22,586	238.49		745		575		787			(171)					
Invesco Dynamic Growth Index		N/A	Equity/Index	AEL 85LNZLR1WR9SYRVFCH09	01/19/2024	01/17/2025	121	307,773	2533.94		6,771		3,668		4,006			(3,103)					
Invesco Dynamic Growth Index		N/A	Equity/Index	AEL 85LNZLR1WR9SYRVFCH09	01/19/2024	01/16/2026	266	674,982	2533.94		20,722		15,973		14,660			(4,749)					
Blackrock Adaptive US Equity Index 7%		N/A	Equity/Index	AEL 85LNZLR1WR9SYRVFCH09	01/19/2024	01/17/2025	97	103,811	1073.66		2,974		1,611		6,535			(1,363)					
Blackrock Adaptive US Equity Index 7%		N/A	Equity/Index	AEL 85LNZLR1WR9SYRVFCH09	01/19/2024	01/16/2026	218	234,512	1073.66		9,113		7,025		16,266			(2,088)					
S&P 500 Index Option		N/A	Equity/Index	AEL 85LNZLR1WR9SYRVFCH09	01/19/2024	01/17/2025	2,232	10,803,431	4839.81		418,328		226,594		627,557			(191,734)					
S&P 500 Index Option		N/A	Equity/Index	AEL 85LNZLR1WR9SYRVFCH09	01/19/2024	01/21/2025	445	2,155,292	4839.81		65,941		35,718		96,000			(30,223)					
S&P 500 Index Option		N/A	Equity/Index	AEL 85LNZLR1WR9SYRVFCH09	01/19/2024	01/20/2025	5	26,144	4839.81		842		456		1,045			(386)					
S&P Digital		N/A	Equity/Index	AEL 85LNZLR1WR9SYRVFCH09	01/19/2024	01/17/2025	5	24,435	4839.81		249		135		322			(114)					
S&P Digital		N/A	Equity/Index	AEL 85LNZLR1WR9SYRVFCH09	01/19/2024	01/21/2025	1	4,391	4839.81		45		24		58			(21)					

E06.80

STATEMENT AS OF JUNE 30, 2024 OF THE EAGLE LIFE INSURANCE COMPANY

SCHEDULE DB - PART A - SECTION 1

Showing all Options, Caps, Floors, Collars, Swaps and Forwards Open as of Current Statement Date

1	2	3	4	5	6	7	8	9	10	11	12	13	14	15	16	17	18	19	20	21	22	23		
Description	Description of Item(s) Hedged, Used for Income Generation or Replicated	Schedule/ Exhibit Identifier	Type(s) of Risk(s) (a)	Exchange, Counterparty or Central Clearinghouse	Trade Date	Date of Maturity or Expiration	Number of Contracts	Notional Amount	Strike Price, Rate or Index Received (Paid)	Cumulative Prior Year(s) Initial Cost of Un-discounted Premium (Received) Paid	Current Year Initial Cost of Un-discounted Premium (Received) Paid	Current Year Income	Book/ Adjusted Carrying Value	Code	Fair Value	Unrealized Valuation Increase/ (Decrease)	Total Foreign Exchange Change in B./A.C.V.	Current Year's (Amortization)/ Accretion	Adjustment to Carrying Value of Hedged Item	Potential Exposure	Credit Quality of Reference Entity	Hedge Effectiveness at Inception and at Quarter-end (b)		
S&P 500 Dividend Aristocrats Daily Risk Control 5% Total Return		N/A	Equity/Index	AEL 85LNZLR1WR9SYRVFCH09	01/19/2024	01/17/2025	4	12,613	3286.09		534		289		534							(245)		
S&P 500 Dividend Aristocrats Daily Risk Control 5% Total Return		N/A	Equity/Index	AEL 85LNZLR1WR9SYRVFCH09	01/19/2024	01/21/2025	2	6,139	3286.09		220		119		216								(101)	
S&P 500 Dividend Aristocrats Daily Risk Control 5% Excess Return		N/A	Equity/Index	AEL 85LNZLR1WR9SYRVFCH09	01/19/2024	01/17/2025	990	1,767,384	1785.66		37,822		20,487		29,971								(17,335)	
S&P 500 Dividend Aristocrats Daily Risk Control 5% Excess Return		N/A	Equity/Index	AEL 85LNZLR1WR9SYRVFCH09	01/19/2024	01/16/2026	115	205,842	1785.66		6,258		4,824		5,680								(1,434)	
S&P 500 Dividend Aristocrats Daily Risk Control 5% Excess Return		N/A	Equity/Index	AEL 85LNZLR1WR9SYRVFCH09	01/19/2024	01/21/2025	403	719,421	1785.66		15,324		8,300		12,313								(7,023)	
S&P 500 Dividend Aristocrats Daily Risk Control 5% Excess Return		N/A	Equity/Index	AEL 85LNZLR1WR9SYRVFCH09	01/19/2024	01/21/2026	17	30,676	1785.66		933		719		850								(214)	
S&P 500 Index Option PTP		N/A	Equity/Index	AEL 85LNZLR1WR9SYRVFCH09	01/22/2024	01/22/2025	660	3,200,823	4850.43		136,101		73,722		228,005								(62,380)	
S&P 500 Dividend Aristocrats Daily Risk Control 5% Total Return		N/A	Equity/Index	AEL 85LNZLR1WR9SYRVFCH09	01/22/2024	01/22/2025	57	188,408	3288.44		8,346		4,521		8,359								(3,825)	
S&P 500 Dividend Aristocrats Daily Risk Control 5% Excess Return		N/A	Equity/Index	AEL 85LNZLR1WR9SYRVFCH09	01/22/2024	01/22/2025	134	238,861	1786.13		5,143		2,786		4,064								(2,357)	
S&P 500 Dividend Aristocrats Daily Risk Control 5% Excess Return		N/A	Equity/Index	AEL 85LNZLR1WR9SYRVFCH09	01/22/2024	01/22/2026	466	832,177	1786.13		25,566		19,707		22,964								(5,859)	
Franklin Global Trends Index		N/A	Equity/Index	AEL 85LNZLR1WR9SYRVFCH09	01/23/2024	01/23/2025	49	11,671	238.45		274		149		304								(126)	
Invesco Dynamic Growth Index		N/A	Equity/Index	AEL 85LNZLR1WR9SYRVFCH09	01/23/2024	01/23/2025	299	759,445	2538.39		16,708		9,050		9,449								(7,658)	
Invesco Dynamic Growth Index		N/A	Equity/Index	AEL 85LNZLR1WR9SYRVFCH09	01/23/2024	01/23/2026	369	937,548	2538.39		28,876		22,259		19,772								(6,618)	
S&P 500 Index Option PTP		N/A	Equity/Index	AEL 85LNZLR1WR9SYRVFCH09	01/23/2024	01/23/2025	376	1,827,046	4864.6		107,874		58,432		184,268								(49,442)	
S&P 500 Dividend Aristocrats Daily Risk Control 5% Excess Return		N/A	Equity/Index	AEL 85LNZLR1WR9SYRVFCH09	01/23/2024	01/23/2025	212	378,297	1787.81		8,144		4,412		6,264								(3,733)	
Franklin Global Trends Index		N/A	Equity/Index	AEL 85LNZLR1WR9SYRVFCH09	01/24/2024	01/24/2025	603	143,808	238.31		3,379		1,831		3,813								(1,549)	
Franklin Global Trends Index		N/A	Equity/Index	AEL 85LNZLR1WR9SYRVFCH09	01/24/2024	01/23/2026	8	1,985	238.31		66		50		70								(15)	
Invesco Dynamic Growth Index		N/A	Equity/Index	AEL 85LNZLR1WR9SYRVFCH09	01/24/2024	01/24/2025	115	290,467	2534.78		6,390		3,461		3,804								(2,929)	
Invesco Dynamic Growth Index		N/A	Equity/Index	AEL 85LNZLR1WR9SYRVFCH09	01/24/2024	01/23/2026		216	2534.78		7		5		5								(2)	

E06.81

STATEMENT AS OF JUNE 30, 2024 OF THE EAGLE LIFE INSURANCE COMPANY

SCHEDULE DB - PART A - SECTION 1

Showing all Options, Caps, Floors, Collars, Swaps and Forwards Open as of Current Statement Date

1	2	3	4	5	6	7	8	9	10	11	12	13	14	15	16	17	18	19	20	21	22	23	
Description	Description of Item(s) Hedged, Used for Income Generation or Replicated	Schedule/ Exhibit Identifier	Type(s) of Risk(s) (a)	Exchange, Counterparty or Central Clearinghouse	Trade Date	Date of Maturity or Expiration	Number of Contracts	Notional Amount	Strike Price, Rate or Index Received (Paid)	Cumulative Prior Year(s) Initial Cost of Un-discounted Premium (Received) Paid	Current Year Initial Cost of Un-discounted Premium (Received) Paid	Current Year Income	Book/ Adjusted Carrying Value	Code	Fair Value	Unrealized Valuation Increase/ (Decrease)	Total Foreign Exchange Change in B./A.C.V.	Current Year's (Amortization)/ Accretion	Adjustment to Carrying Value of Hedged Item	Potential Exposure	Credit Quality of Reference Entity	Hedge Effectiveness at Inception and at Quarter-end (b)	
Blackrock Adaptive US Equity Index 7% S&P 500 Index Option PTPT		N/A	Equity/Index	AEL 85LNZLR1WR9SYRVFCH09	.01/24/2024	.01/24/2025	146	157,713	1077.23		4,526		2,452		9,492			(2,075)					
S&P 500 Index Option PTPT		N/A	Equity/Index	AEL 85LNZLR1WR9SYRVFCH09	.01/24/2024	.01/24/2025	831	4,045,359	4868.55		199,136		107,865		327,503			(91,271)					
S&P 500 Index Option PTPT		N/A	Equity/Index	AEL 85LNZLR1WR9SYRVFCH09	.01/24/2024	.01/23/2026	58	283,800	4868.55		21,995		16,954		31,548			(5,040)					
S&P 500 Dividend Aristocrats Daily Risk Control 5% Total Return		N/A	Equity/Index	AEL 85LNZLR1WR9SYRVFCH09	.01/24/2024	.01/24/2025	93	304,421	3276.67		12,545		6,795		13,479			(5,750)					
S&P 500 Dividend Aristocrats Daily Risk Control 5% Excess Return		N/A	Equity/Index	AEL 85LNZLR1WR9SYRVFCH09	.01/24/2024	.01/24/2025	546	972,163	1779.2		20,902		11,322		18,701			(9,580)					
S&P 500 Dividend Aristocrats Daily Risk Control 5% Excess Return		N/A	Equity/Index	AEL 85LNZLR1WR9SYRVFCH09	.01/24/2024	.01/23/2026	282	502,122	1779.2		15,265		11,766		14,908			(3,498)					
Franklin Global Trends Index		N/A	Equity/Index	AEL 85LNZLR1WR9SYRVFCH09	.01/25/2024	.01/24/2025	471	112,623	239.21		2,647		1,434		2,699			(1,213)					
Franklin Global Trends Index		N/A	Equity/Index	AEL 85LNZLR1WR9SYRVFCH09	.01/25/2024	.01/23/2026	412	98,490	239.21		3,250		2,505		3,266			(745)					
Invesco Dynamic Growth Index		N/A	Equity/Index	AEL 85LNZLR1WR9SYRVFCH09	.01/25/2024	.01/24/2025	138	351,724	2544.54		7,738		4,191		4,033			(3,547)					
Invesco Dynamic Growth Index		N/A	Equity/Index	AEL 85LNZLR1WR9SYRVFCH09	.01/25/2024	.01/23/2026	158	401,283	2544.54		12,360		9,527		8,054			(2,832)					
Blackrock Adaptive US Equity Index 7% S&P 500 Index Option PTPT		N/A	Equity/Index	AEL 85LNZLR1WR9SYRVFCH09	.01/25/2024	.01/24/2025	36	38,750	1081.08		1,112		602		2,214			(510)					
S&P 500 Index Option PTPT		N/A	Equity/Index	AEL 85LNZLR1WR9SYRVFCH09	.01/25/2024	.01/24/2025	1,382	6,762,414	4894.16		327,496		177,394		506,359			(150,102)					
S&P 500 Dividend Aristocrats Daily Risk Control 5% Total Return		N/A	Equity/Index	AEL 85LNZLR1WR9SYRVFCH09	.01/25/2024	.01/24/2025	44	146,468	3298.33		6,386		3,459		6,163			(2,927)					
S&P 500 Dividend Aristocrats Daily Risk Control 5% Excess Return		N/A	Equity/Index	AEL 85LNZLR1WR9SYRVFCH09	.01/25/2024	.01/24/2025	262	469,195	1790.69		10,135		5,490		7,399			(4,645)					
S&P 500 Dividend Aristocrats Daily Risk Control 5% Excess Return		N/A	Equity/Index	AEL 85LNZLR1WR9SYRVFCH09	.01/25/2024	.01/23/2026	37	65,370	1790.69		2,000		1,542		1,720			(458)					
Invesco Dynamic Growth Index		N/A	Equity/Index	AEL 85LNZLR1WR9SYRVFCH09	.01/26/2024	.01/24/2025	47	119,920	2543.53		2,638		1,429		1,394			(1,209)					
S&P 500 Index Option PTPT		N/A	Equity/Index	AEL 85LNZLR1WR9SYRVFCH09	.01/26/2024	.01/24/2025	877	4,289,199	4890.97		144,828		78,448		216,057			(66,379)					
S&P 500 Index Option PTPT		N/A	Equity/Index	AEL 85LNZLR1WR9SYRVFCH09	.01/26/2024	.01/27/2025	787	3,849,652	4890.97		138,300		74,912		204,026			(63,387)					
S&P 500 Index Option PTPT		N/A	Equity/Index	AEL 85LNZLR1WR9SYRVFCH09	.01/26/2024	.01/28/2025	753	3,683,716	4890.97		138,261		74,892		216,092			(63,370)					
S&P 500 Dividend Aristocrats Daily Risk Control 5% Total Return		N/A	Equity/Index	AEL 85LNZLR1WR9SYRVFCH09	.01/26/2024	.01/24/2025	3	8,531	3300.21		362		196		338			(166)					

E06.82

STATEMENT AS OF JUNE 30, 2024 OF THE EAGLE LIFE INSURANCE COMPANY

SCHEDULE DB - PART A - SECTION 1

Showing all Options, Caps, Floors, Collars, Swaps and Forwards Open as of Current Statement Date

1	2	3	4	5	6	7	8	9	10	11	12	13	14	15	16	17	18	19	20	21	22	23	
Description	Description of Item(s) Hedged, Used for Income Generation or Replicated	Schedule/ Exhibit Identifier	Type(s) of Risk(s) (a)	Exchange, Counterparty or Central Clearinghouse	Trade Date	Date of Maturity or Expiration	Number of Contracts	Notional Amount	Strike Price, Rate or Index Received (Paid)	Cumulative Prior Year(s) Initial Cost of Un-discounted Premium (Received) Paid	Current Year Initial Cost of Un-discounted Premium (Received) Paid	Current Year Income	Book/ Adjusted Carrying Value	Code	Fair Value	Unrealized Valuation Increase/ (Decrease)	Total Foreign Exchange Change in B./A.C.V.	Current Year's (Amortization)/ Accretion	Adjustment to Carrying Value of Hedged Item	Potential Exposure	Credit Quality of Reference Entity	Hedge Effectiveness at Inception and at Quarter-end (b)	
S&P 500 Dividend Aristocrats Daily Risk Control 5% Total Return		N/A	Equity/Index	AEL 85LNZLR1WR9SYRVFCH09	01/26/2024	01/28/2025	55	179,982	3300.21		7,685		4,163		7,232			(3,522)					
S&P 500 Dividend Aristocrats Daily Risk Control 5% Excess Return		N/A	Equity/Index	AEL 85LNZLR1WR9SYRVFCH09	01/26/2024	01/24/2025	720	1,290,034	1791.44		27,865		15,093		20,073			(12,771)					
S&P 500 Dividend Aristocrats Daily Risk Control 5% Excess Return		N/A	Equity/Index	AEL 85LNZLR1WR9SYRVFCH09	01/26/2024	01/26/2026	314	563,133	1791.44		17,345		13,370		14,735			(3,975)					
S&P 500 Dividend Aristocrats Daily Risk Control 5% Excess Return		N/A	Equity/Index	AEL 85LNZLR1WR9SYRVFCH09	01/26/2024	01/27/2025	957	1,714,344	1791.44		37,030		20,058		26,874			(16,972)					
S&P 500 Dividend Aristocrats Daily Risk Control 5% Excess Return		N/A	Equity/Index	AEL 85LNZLR1WR9SYRVFCH09	01/26/2024	01/27/2026	31	55,775	1791.44		1,718		1,324		1,461			(394)					
S&P 500 Dividend Aristocrats Daily Risk Control 5% Excess Return		N/A	Equity/Index	AEL 85LNZLR1WR9SYRVFCH09	01/26/2024	01/28/2025	444	795,618	1791.44		17,185		9,309		12,503			(7,877)					
S&P 500 Dividend Aristocrats Daily Risk Control 5% Excess Return		N/A	Equity/Index	AEL 85LNZLR1WR9SYRVFCH09	01/26/2024	01/28/2026	20	36,254	1791.44		1,117		861		950			(256)					
Invesco Dynamic Growth Index		N/A	Equity/Index	AEL 85LNZLR1WR9SYRVFCH09	01/29/2024	01/29/2025	84	213,989	2551.15		4,708		2,550		2,269			(2,158)					
S&P 500 Index Option		N/A	Equity/Index	AEL 85LNZLR1WR9SYRVFCH09	01/29/2024	01/29/2025	745	3,672,760	4927.93		150,418		81,477		235,554			(68,942)					
S&P 500 Dividend Aristocrats Daily Risk Control 5% Excess Return		N/A	Equity/Index	AEL 85LNZLR1WR9SYRVFCH09	01/29/2024	01/29/2025	279	500,698	1794.89		10,765		5,831		7,415			(4,934)					
S&P 500 Dividend Aristocrats Daily Risk Control 5% Excess Return		N/A	Equity/Index	AEL 85LNZLR1WR9SYRVFCH09	01/29/2024	01/29/2026	129	231,424	1794.89		7,151		5,512		5,850			(1,639)					
Franklin Global Trends Index		N/A	Equity/Index	AEL 85LNZLR1WR9SYRVFCH09	01/30/2024	01/30/2025	69	16,503	239.65		388		210		379			(178)					
Invesco Dynamic Growth Index		N/A	Equity/Index	AEL 85LNZLR1WR9SYRVFCH09	01/30/2024	01/30/2025	57	145,355	2551.91		3,198		1,732		1,530			(1,466)					
Invesco Dynamic Growth Index		N/A	Equity/Index	AEL 85LNZLR1WR9SYRVFCH09	01/30/2024	01/30/2026	238	607,014	2551.91		18,696		14,412		11,551			(4,285)					
Blackrock Adaptive US Equity Index 7%		N/A	Equity/Index	AEL 85LNZLR1WR9SYRVFCH09	01/30/2024	01/30/2026	487	528,069	1084.95		20,558		15,847		32,836			(4,711)					
S&P 500 Index Option		N/A	Equity/Index	AEL 85LNZLR1WR9SYRVFCH09	01/30/2024	01/30/2025	422	2,076,836	4924.97		119,126		64,527		196,021			(54,600)					
S&P 500 Dividend Aristocrats Daily Risk Control 5% Total Return		N/A	Equity/Index	AEL 85LNZLR1WR9SYRVFCH09	01/30/2024	01/30/2025	12	38,629	3315.47		1,777		963		1,565			(814)					

E06.83

STATEMENT AS OF JUNE 30, 2024 OF THE EAGLE LIFE INSURANCE COMPANY

SCHEDULE DB - PART A - SECTION 1

Showing all Options, Caps, Floors, Collars, Swaps and Forwards Open as of Current Statement Date

1	2	3	4	5	6	7	8	9	10	11	12	13	14	15	16	17	18	19	20	21	22	23	
Description	Description of Item(s) Hedged, Used for Income Generation or Replicated	Schedule/ Exhibit Identifier	Type(s) of Risk(s) (a)	Exchange, Counterparty or Central Clearinghouse	Trade Date	Date of Maturity or Expiration	Number of Contracts	Notional Amount	Strike Price, Rate or Index Received (Paid)	Cumulative Prior Year(s) Initial Cost of Un-discounted Premium (Received) Paid	Current Year Initial Cost of Un-discounted Premium (Received) Paid	Current Year Income	Book/ Adjusted Carrying Value	Code	Fair Value	Unrealized Valuation Increase/ (Decrease)	Total Foreign Exchange Change in B./A.C.V.	Current Year's (Amortization)/ Accretion	Adjustment to Carrying Value of Hedged Item	Potential Exposure	Credit Quality of Reference Entity	Hedge Effectiveness at Inception and at Quarter-end (b)	
S&P 500 Dividend Aristocrats Daily Risk Control 5% Excess Return		N/A	Equity/Index	AEL 85LNZLR1WR9SYRVFCH09	01/30/2024	01/30/2025	110	198,686	1798.63		4,292		2,325		2,755			(1,967)					
S&P 500 Dividend Aristocrats Daily Risk Control 5% Excess Return		N/A	Equity/Index	AEL 85LNZLR1WR9SYRVFCH09	01/30/2024	01/30/2026	30	53,848	1798.63		1,653		1,274		1,308			(379)					
Franklin Global Trends Index		N/A	Equity/Index	AEL 85LNZLR1WR9SYRVFCH09	01/31/2024	01/30/2026	1,483	353,970	238.75		11,716		9,031		12,194			(2,685)					
Invesco Dynamic Growth Index		N/A	Equity/Index	AEL 85LNZLR1WR9SYRVFCH09	01/31/2024	01/31/2025	51	130,050	2548.57		2,874		1,557		1,438			(1,317)					
Invesco Dynamic Growth Index		N/A	Equity/Index	AEL 85LNZLR1WR9SYRVFCH09	01/31/2024	01/30/2026	31	77,910	2548.57		2,400		1,850		1,523			(550)					
Blackrock Adaptive US Equity Index 7%		N/A	Equity/Index	AEL 85LNZLR1WR9SYRVFCH09	01/31/2024	01/30/2026	425	455,697	1072.38		17,781		13,706		32,105			(4,075)					
S&P 500 Index Option PTPT		N/A	Equity/Index	AEL 85LNZLR1WR9SYRVFCH09	01/31/2024	01/31/2025	1,229	5,955,666	4845.65		295,445		160,033		481,464			(135,412)					
S&P 500 Index Option PTPT		N/A	Equity/Index	AEL 85LNZLR1WR9SYRVFCH09	01/31/2024	01/30/2026	55	264,711	4845.65		16,608		12,802		22,518			(3,806)					
S&P 500 Index Option CLQ		N/A	Equity/Index	AEL 85LNZLR1WR9SYRVFCH09	01/31/2024	01/31/2025	1	5,826	4845.65		206		111		312			(94)					
S&P 500 Dividend Aristocrats Daily Risk Control 5% Total Return		N/A	Equity/Index	AEL 85LNZLR1WR9SYRVFCH09	01/31/2024	01/31/2025	138	456,165	3299.78		19,118		10,355		18,974			(8,762)					
S&P 500 Dividend Aristocrats Daily Risk Control 5% Excess Return		N/A	Equity/Index	AEL 85LNZLR1WR9SYRVFCH09	01/31/2024	01/31/2025	687	1,228,746	1789.85		26,849		14,543		20,002			(12,306)					
S&P 500 Dividend Aristocrats Daily Risk Control 5% Excess Return		N/A	Equity/Index	AEL 85LNZLR1WR9SYRVFCH09	01/31/2024	01/30/2026	92	165,447	1789.85		5,142		3,963		4,419			(1,178)					
UST 4.50% 11/15/33 Total Return Options		N/A	Equity/Index	AEL 85LNZLR1WR9SYRVFCH09	01/03/2024	01/03/2025	74	7,294	98		160		87		108			(73)					
S&P 500 Index Option PTPT		N/A	Equity/Index	AEL 85LNZLR1WR9SYRVFCH09	02/02/2024	01/31/2025	631	3,127,507	4958.61		120,732		75,458		173,806			(45,275)					
S&P 500 Index Option PTPT		N/A	Equity/Index	AEL 85LNZLR1WR9SYRVFCH09	02/02/2024	02/03/2025	581	2,879,609	4958.61		129,231		80,770		188,734			(48,462)					
S&P 500 Index Option PTPT		N/A	Equity/Index	AEL 85LNZLR1WR9SYRVFCH09	02/02/2024	02/04/2025	593	2,941,820	4958.61		102,580		64,112		148,184			(38,467)					
Invesco Dynamic Growth Index		N/A	Equity/Index	AEL 85LNZLR1WR9SYRVFCH09	02/05/2024	02/05/2025	134	339,504	2529.05		7,469		4,668		4,923			(2,801)					
Invesco Dynamic Growth Index		N/A	Equity/Index	AEL 85LNZLR1WR9SYRVFCH09	02/05/2024	02/05/2026	425	1,076,081	2529.05		33,036		26,841		24,683			(6,194)					
Blackrock Adaptive US Equity Index 7%		N/A	Equity/Index	AEL 85LNZLR1WR9SYRVFCH09	02/05/2024	02/05/2025	174	189,382	1086.72		5,416		3,385		10,064			(2,031)					
Blackrock Adaptive US Equity Index 7%		N/A	Equity/Index	AEL 85LNZLR1WR9SYRVFCH09	02/05/2024	02/05/2026	81	88,500	1086.72		3,425		2,783		5,414			(642)					
S&P 500 Index Option PTPT		N/A	Equity/Index	AEL 85LNZLR1WR9SYRVFCH09	02/05/2024	02/05/2025	878	4,340,930	4942.81		175,918		109,949		268,837			(65,969)					
S&P 500 Dividend Aristocrats Daily Risk Control 5% Excess Return		N/A	Equity/Index	AEL 85LNZLR1WR9SYRVFCH09	02/05/2024	02/05/2025	133	237,083	1784.44		5,050		3,156		4,281			(1,894)					

E06.84

STATEMENT AS OF JUNE 30, 2024 OF THE EAGLE LIFE INSURANCE COMPANY

SCHEDULE DB - PART A - SECTION 1

Showing all Options, Caps, Floors, Collars, Swaps and Forwards Open as of Current Statement Date

1	2	3	4	5	6	7	8	9	10	11	12	13	14	15	16	17	18	19	20	21	22	23	
Description	Description of Item(s) Hedged, Used for Income Generation or Replicated	Schedule/ Exhibit Identifier	Type(s) of Risk(s) (a)	Exchange, Counterparty or Central Clearinghouse	Trade Date	Date of Maturity or Expiration	Number of Contracts	Notional Amount	Strike Price, Rate or Index Received (Paid)	Cumulative Prior Year(s) Initial Cost of Un-discounted Premium (Received) Paid	Current Year Initial Cost of Un-discounted Premium (Received) Paid	Current Year Income	Book/ Adjusted Carrying Value	Code	Fair Value	Unrealized Valuation Increase/ (Decrease)	Total Foreign Exchange Change in B./A.C.V.	Current Year's (Amortization)/ Accretion	Adjustment to Carrying Value of Hedged Item	Potential Exposure	Credit Quality of Reference Entity	Hedge Effectiveness at Inception and at Quarter-end (b)	
S&P 500 Dividend Aristocrats Daily Risk Control 5% Excess Return		N/A	Equity/Index	AEL 85LNZLR1WR9SYRVFCH09	02/05/2024	02/05/2026	503	897,953	1784.44		26,849		21,815		25,510			(5,034)					
S&P 500 Index Option		N/A	Equity/Index	AEL 85LNZLR1WR9SYRVFCH09	02/06/2024	02/06/2025	561	2,779,286	4954.23		157,657		98,536		243,939			(59,121)					
S&P 500 Dividend Aristocrats Daily Risk Control 5% Total Return		N/A	Equity/Index	AEL 85LNZLR1WR9SYRVFCH09	02/06/2024	02/06/2025	4	13,923	3303.6		637		398		618			(239)					
S&P 500 Dividend Aristocrats Daily Risk Control 5% Excess Return		N/A	Equity/Index	AEL 85LNZLR1WR9SYRVFCH09	02/06/2024	02/06/2025	482	862,302	1790.29		18,712		11,695		14,126			(7,017)					
Franklin Global Trends Index		N/A	Equity/Index	AEL 85LNZLR1WR9SYRVFCH09	02/06/2024	02/06/2025	288	69,055	239.49		1,623		1,014		1,633			(609)					
Invesco Dynamic Growth Index		N/A	Equity/Index	AEL 85LNZLR1WR9SYRVFCH09	02/06/2024	02/06/2025	19	47,027	2536.01		1,035		647		625			(388)					
Blackrock Adaptive US Equity Index 7%		N/A	Equity/Index	AEL 85LNZLR1WR9SYRVFCH09	02/06/2024	02/06/2025	34	37,502	1088.09		1,076		673		1,956			(404)					
Franklin Global Trends Index		N/A	Equity/Index	AEL 85LNZLR1WR9SYRVFCH09	02/07/2024	02/07/2025	245	58,633	239.67		1,378		861		1,360			(517)					
Franklin Global Trends Index		N/A	Equity/Index	AEL 85LNZLR1WR9SYRVFCH09	02/07/2024	02/06/2026	14	3,283	239.67		108		88		106			(20)					
Invesco Dynamic Growth Index		N/A	Equity/Index	AEL 85LNZLR1WR9SYRVFCH09	02/07/2024	02/07/2025	331	838,478	2536.28		18,447		11,529		11,130			(6,917)					
Invesco Dynamic Growth Index		N/A	Equity/Index	AEL 85LNZLR1WR9SYRVFCH09	02/07/2024	02/06/2026	79	200,033	2536.28		6,141		4,990		4,341			(1,151)					
Blackrock Adaptive US Equity Index 7%		N/A	Equity/Index	AEL 85LNZLR1WR9SYRVFCH09	02/07/2024	02/07/2025	160	175,150	1092.6		5,027		3,142		8,570			(1,885)					
Blackrock Adaptive US Equity Index 7%		N/A	Equity/Index	AEL 85LNZLR1WR9SYRVFCH09	02/07/2024	02/06/2026	143	156,000	1092.6		6,053		4,918		8,987			(1,135)					
S&P 500 Index Option		N/A	Equity/Index	AEL 85LNZLR1WR9SYRVFCH09	02/07/2024	02/07/2025	797	3,981,949	4995.06		180,712		112,945		265,114			(67,767)					
S&P 500 Index Option		N/A	Equity/Index	AEL 85LNZLR1WR9SYRVFCH09	02/07/2024	02/06/2026	57	283,574	4995.06		26,038		21,156		35,811			(4,882)					
S&P 500 Dividend Aristocrats Daily Risk Control 5% Total Return		N/A	Equity/Index	AEL 85LNZLR1WR9SYRVFCH09	02/07/2024	02/07/2025	67	221,805	3310.15		9,760		6,100		8,894			(3,660)					
S&P 500 Dividend Aristocrats Daily Risk Control 5% Excess Return		N/A	Equity/Index	AEL 85LNZLR1WR9SYRVFCH09	02/07/2024	02/07/2025	249	447,288	1793.57		9,617		6,010		6,936			(3,606)					
S&P 500 Dividend Aristocrats Daily Risk Control 5% Excess Return		N/A	Equity/Index	AEL 85LNZLR1WR9SYRVFCH09	02/07/2024	02/06/2026	213	381,196	1793.57		11,703		9,508		9,844			(2,194)					
Invesco Dynamic Growth Index		N/A	Equity/Index	AEL 85LNZLR1WR9SYRVFCH09	02/08/2024	02/07/2025	206	523,714	2536.64		11,522		7,201		6,920			(4,321)					
Invesco Dynamic Growth Index		N/A	Equity/Index	AEL 85LNZLR1WR9SYRVFCH09	02/08/2024	02/06/2026	7	17,480	2536.64		537		436		378			(101)					
Blackrock Adaptive US Equity Index 7%		N/A	Equity/Index	AEL 85LNZLR1WR9SYRVFCH09	02/08/2024	02/07/2025	143	156,530	1092.89		4,492		2,808		7,627			(1,685)					
S&P 500 Index Option		N/A	Equity/Index	AEL 85LNZLR1WR9SYRVFCH09	02/08/2024	02/07/2025	1,751	8,752,028	4997.91		351,764		219,852		493,235			(131,911)					

E06.85

STATEMENT AS OF JUNE 30, 2024 OF THE EAGLE LIFE INSURANCE COMPANY

SCHEDULE DB - PART A - SECTION 1

Showing all Options, Caps, Floors, Collars, Swaps and Forwards Open as of Current Statement Date

1	2	3	4	5	6	7	8	9	10	11	12	13	14	15	16	17	18	19	20	21	22	23	
Description	Description of Item(s) Hedged, Used for Income Generation or Replicated	Schedule/ Exhibit Identifier	Type(s) of Risk(s) (a)	Exchange, Counterparty or Central Clearinghouse	Trade Date	Date of Maturity or Expiration	Number of Contracts	Notional Amount	Strike Price, Rate or Index Received (Paid)	Cumulative Prior Year(s) Initial Cost of Un-discounted Premium (Received) Paid	Current Year Initial Cost of Un-discounted Premium (Received) Paid	Current Year Income	Book/ Adjusted Carrying Value	Code	Fair Value	Unrealized Valuation Increase/ (Decrease)	Total Foreign Exchange Change in B./A.C.V.	Current Year's (Amortization)/ Accretion	Adjustment to Carrying Value of Hedged Item	Potential Exposure	Credit Quality of Reference Entity	Hedge Effectiveness at Inception and at Quarter-end (b)	
S&P 500 Dividend Aristocrats Daily Risk Control 5% Total Return		N/A	Equity/Index	AEL 85LNZLR1WR9SYRVFCH09	02/08/2024	02/07/2025	4	14,540	3307.1		627		392		579				(235)				
S&P 500 Dividend Aristocrats Daily Risk Control 5% Excess Return		N/A	Equity/Index	AEL 85LNZLR1WR9SYRVFCH09	02/08/2024	02/07/2025	426	762,688	1791.65		16,322		10,201		12,231				(6,121)				
S&P 500 Dividend Aristocrats Daily Risk Control 5% Excess Return		N/A	Equity/Index	AEL 85LNZLR1WR9SYRVFCH09	02/08/2024	02/06/2026	57	101,570	1791.65		3,108		2,525		2,677				(583)				
Franklin Global Trends Index		N/A	Equity/Index	AEL 85LNZLR1WR9SYRVFCH09	02/09/2024	02/07/2025	503	120,546	239.87		2,821		1,763		2,733				(1,058)				
Invesco Dynamic Growth Index		N/A	Equity/Index	AEL 85LNZLR1WR9SYRVFCH09	02/09/2024	02/07/2025	61	154,983	2536.69		3,410		2,131		2,046				(1,279)				
S&P 500 Index Option PTP		N/A	Equity/Index	AEL 85LNZLR1WR9SYRVFCH09	02/09/2024	02/07/2025	1,113	5,595,533	5026.61		228,233		142,645		315,802				(85,587)				
S&P 500 Index Option PTP		N/A	Equity/Index	AEL 85LNZLR1WR9SYRVFCH09	02/09/2024	02/10/2025	666	3,345,872	5026.61		124,432		77,770		170,899				(46,662)				
S&P 500 Index Option PTP		N/A	Equity/Index	AEL 85LNZLR1WR9SYRVFCH09	02/09/2024	02/11/2025	734	3,689,171	5026.61		128,942		80,589		179,428				(48,353)				
Invesco Dynamic Growth Index		N/A	Equity/Index	AEL 85LNZLR1WR9SYRVFCH09	02/27/2024	02/27/2025	295	749,359	2538.24		16,486		10,304		10,146				(6,182)				
Invesco Dynamic Growth Index		N/A	Equity/Index	AEL 85LNZLR1WR9SYRVFCH09	02/27/2024	02/27/2026	79	199,373	2538.24		6,101		4,957		4,334				(1,144)				
Blackrock Adaptive US Equity Index 7%		N/A	Equity/Index	AEL 85LNZLR1WR9SYRVFCH09	02/27/2024	02/27/2025	28	31,202	1102.38		892		558		1,340				(335)				
S&P 500 Index Option PTP		N/A	Equity/Index	AEL 85LNZLR1WR9SYRVFCH09	02/27/2024	02/27/2025	558	2,833,361	5078.18		152,140		95,087		208,821				(57,052)				
S&P 500 Dividend Aristocrats Daily Risk Control 5% Excess Return		N/A	Equity/Index	AEL 85LNZLR1WR9SYRVFCH09	02/27/2024	02/27/2025	477	858,901	1802.37		18,533		11,583		11,987				(6,950)				
S&P 500 Dividend Aristocrats Daily Risk Control 5% Excess Return		N/A	Equity/Index	AEL 85LNZLR1WR9SYRVFCH09	02/27/2024	02/27/2026	576	1,038,378	1802.37		31,790		25,829		24,860				(5,961)				
Franklin Global Trends Index		N/A	Equity/Index	AEL 85LNZLR1WR9SYRVFCH09	02/28/2024	02/28/2025	293	70,467	240.11		1,649		1,031		1,603				(618)				
Invesco Dynamic Growth Index		N/A	Equity/Index	AEL 85LNZLR1WR9SYRVFCH09	02/28/2024	02/28/2025	355	902,129	2539.57		19,847		12,404		12,038				(7,443)				
Invesco Dynamic Growth Index		N/A	Equity/Index	AEL 85LNZLR1WR9SYRVFCH09	02/28/2024	02/27/2026	60	153,068	2539.57		4,669		3,793		3,293				(875)				
S&P 500 Index Option PTP		N/A	Equity/Index	AEL 85LNZLR1WR9SYRVFCH09	02/28/2024	02/28/2025	1,328	6,730,687	5069.76		312,365		195,228		423,488				(117,137)				
Franklin Global Trends Index		N/A	Equity/Index	AEL 85LNZLR1WR9SYRVFCH09	02/01/2024	01/31/2025	1,153	277,013	240.23		6,510		4,069		5,956				(2,441)				
Invesco Dynamic Growth Index		N/A	Equity/Index	AEL 85LNZLR1WR9SYRVFCH09	02/01/2024	01/31/2025	165	421,610	2558.12		9,275		5,797		4,075				(3,478)				
Invesco Dynamic Growth Index		N/A	Equity/Index	AEL 85LNZLR1WR9SYRVFCH09	02/01/2024	01/30/2026	9	24,107	2558.12		743		603		436				(139)				
S&P 500 Index Option PTP		N/A	Equity/Index	AEL 85LNZLR1WR9SYRVFCH09	02/01/2024	01/31/2025	837	4,104,086	4906.19		179,206		112,004		291,688				(67,202)				

E06.86

STATEMENT AS OF JUNE 30, 2024 OF THE EAGLE LIFE INSURANCE COMPANY

SCHEDULE DB - PART A - SECTION 1

Showing all Options, Caps, Floors, Collars, Swaps and Forwards Open as of Current Statement Date

1	2	3	4	5	6	7	8	9	10	11	12	13	14	15	16	17	18	19	20	21	22	23	
Description	Description of Item(s) Hedged, Used for Income Generation or Replicated	Schedule/ Exhibit Identifier	Type(s) of Risk(s) (a)	Exchange, Counterparty or Central Clearinghouse	Trade Date	Date of Maturity or Expiration	Number of Contracts	Notional Amount	Strike Price, Rate or Index Received (Paid)	Cumulative Prior Year(s) Initial Cost of Un-discounted Premium (Received) Paid	Current Year Initial Cost of Un-discounted Premium (Received) Paid	Current Year Income	Book/ Adjusted Carrying Value	Code	Fair Value	Unrealized Valuation Increase/ (Decrease)	Total Foreign Exchange Change in B./A.C.V.	Current Year's (Amortization)/ Accretion	Adjustment to Carrying Value of Hedged Item	Potential Exposure	Credit Quality of Reference Entity	Hedge Effectiveness at Inception and at Quarter-end (b)	
S&P 500 Dividend Aristocrats Daily Risk Control 5% Total Return		N/A	Equity/Index	AEL 85LNZLR1WR9SYRVFCH09	02/01/2024	01/31/2025	31	103,143	3315.16		4,209		2,630		3,810			(1,578)					
S&P 500 Dividend Aristocrats Daily Risk Control 5% Excess Return		N/A	Equity/Index	AEL 85LNZLR1WR9SYRVFCH09	02/01/2024	01/31/2025	258	462,998	1797.92		9,966		6,228		6,522			(3,737)					
S&P 500 Dividend Aristocrats Daily Risk Control 5% Excess Return		N/A	Equity/Index	AEL 85LNZLR1WR9SYRVFCH09	02/01/2024	01/30/2026	50	90,387	1797.92		2,781		2,260		2,213			(522)					
Franklin Global Trends Index		N/A	Equity/Index	AEL 85LNZLR1WR9SYRVFCH09	02/02/2024	02/02/2026	734	175,976	239.64		5,807		4,718		5,684			(1,089)					
Invesco Dynamic Growth Index		N/A	Equity/Index	AEL 85LNZLR1WR9SYRVFCH09	02/02/2024	01/31/2025	140	355,153	2544.96		7,813		4,883		4,127			(2,930)					
Invesco Dynamic Growth Index		N/A	Equity/Index	AEL 85LNZLR1WR9SYRVFCH09	02/02/2024	02/02/2026	75	190,174	2544.96		5,857		4,759		3,839			(1,098)					
Blackrock Adaptive US Equity Index 7%		N/A	Equity/Index	AEL 85LNZLR1WR9SYRVFCH09	02/02/2024	01/31/2025	9	10,268	1088.87		294		184		528			(110)					
S&P 500 Index Option CLQ		N/A	Equity/Index	AEL 85LNZLR1WR9SYRVFCH09	02/02/2024	02/02/2025	4	21,427	4958.61		675		422		1,093			(253)					
S&P 500 Dividend Aristocrats Daily Risk Control 5% Total Return		N/A	Equity/Index	AEL 85LNZLR1WR9SYRVFCH09	02/02/2024	01/31/2025	1	3,058	3311.01		131		82		116			(49)					
S&P 500 Dividend Aristocrats Daily Risk Control 5% Excess Return		N/A	Equity/Index	AEL 85LNZLR1WR9SYRVFCH09	02/02/2024	01/31/2025	330	592,487	1795.4		12,857		8,036		8,738			(4,821)					
S&P 500 Dividend Aristocrats Daily Risk Control 5% Excess Return		N/A	Equity/Index	AEL 85LNZLR1WR9SYRVFCH09	02/02/2024	02/02/2026	44	79,010	1795.4		2,434		1,977		1,994			(456)					
S&P 500 Dividend Aristocrats Daily Risk Control 5% Excess Return		N/A	Equity/Index	AEL 85LNZLR1WR9SYRVFCH09	02/02/2024	02/03/2025	730	1,311,481	1795.4		28,328		17,705		19,492			(10,623)					
S&P 500 Dividend Aristocrats Daily Risk Control 5% Excess Return		N/A	Equity/Index	AEL 85LNZLR1WR9SYRVFCH09	02/02/2024	02/03/2026	79	142,184	1795.4		4,379		3,558		3,591			(821)					
S&P 500 Dividend Aristocrats Daily Risk Control 5% Excess Return		N/A	Equity/Index	AEL 85LNZLR1WR9SYRVFCH09	02/02/2024	02/04/2025	551	988,437	1795.4		21,449		13,406		14,728			(8,043)					
S&P 500 Dividend Aristocrats Daily Risk Control 5% Excess Return		N/A	Equity/Index	AEL 85LNZLR1WR9SYRVFCH09	02/02/2024	02/04/2026	34	61,595	1795.4		1,903		1,546		1,557			(357)					
Franklin Global Trends Index		N/A	Equity/Index	AEL 85LNZLR1WR9SYRVFCH09	02/05/2024	02/05/2026	2,692	642,385	238.6		21,199		17,224		22,449			(3,975)					
S&P 500 Index Option CLQ		N/A	Equity/Index	AEL 85LNZLR1WR9SYRVFCH09	02/09/2024	02/10/2025		566	5026.61		14		9		34			(5)					
S&P Digital		N/A	Equity/Index	AEL 85LNZLR1WR9SYRVFCH09	02/09/2024	02/10/2025		1,035	5026.61		11		7		13			(4)					

E06.87

STATEMENT AS OF JUNE 30, 2024 OF THE EAGLE LIFE INSURANCE COMPANY

SCHEDULE DB - PART A - SECTION 1

Showing all Options, Caps, Floors, Collars, Swaps and Forwards Open as of Current Statement Date

1	2	3	4	5	6	7	8	9	10	11	12	13	14	15	16	17	18	19	20	21	22	23	
Description	Description of Item(s) Hedged, Used for Income Generation or Replicated	Schedule/ Exhibit Identifier	Type(s) of Risk(s) (a)	Exchange, Counterparty or Central Clearinghouse	Trade Date	Date of Maturity or Expiration	Number of Contracts	Notional Amount	Strike Price, Rate or Index Received (Paid)	Cumulative Prior Year(s) Initial Cost of Un-discounted Premium (Received) Paid	Current Year Initial Cost of Un-discounted Premium (Received) Paid	Current Year Income	Book/ Adjusted Carrying Value	Code	Fair Value	Unrealized Valuation Increase/ (Decrease)	Total Foreign Exchange Change in B./A.C.V.	Current Year's (Amortization)/ Accretion	Adjustment to Carrying Value of Hedged Item	Potential Exposure	Credit Quality of Reference Entity	Hedge Effectiveness at Inception and at Quarter-end (b)	
S&P 500 Dividend Aristocrats Daily Risk Control 5% Excess Return		N/A	Equity/Index	AEL 85LNZLR1WR9SYRVFCH09	02/09/2024	02/07/2025	514	920,008	1790.76		19,596		12,248		14,983			(7,349)					
S&P 500 Dividend Aristocrats Daily Risk Control 5% Excess Return		N/A	Equity/Index	AEL 85LNZLR1WR9SYRVFCH09	02/09/2024	02/09/2026	4	6,783	1790.76		210		170		181			(39)					
S&P 500 Dividend Aristocrats Daily Risk Control 5% Excess Return		N/A	Equity/Index	AEL 85LNZLR1WR9SYRVFCH09	02/09/2024	02/10/2025	562	1,005,972	1790.76		21,729		13,581		16,497			(8,148)					
S&P 500 Dividend Aristocrats Daily Risk Control 5% Excess Return		N/A	Equity/Index	AEL 85LNZLR1WR9SYRVFCH09	02/09/2024	02/10/2026	152	272,530	1790.76		8,367		6,798		7,276			(1,569)					
S&P 500 Dividend Aristocrats Daily Risk Control 5% Excess Return		N/A	Equity/Index	AEL 85LNZLR1WR9SYRVFCH09	02/09/2024	02/11/2025	653	1,169,918	1790.76		25,270		15,794		19,229			(9,476)					
S&P 500 Dividend Aristocrats Daily Risk Control 5% Excess Return		N/A	Equity/Index	AEL 85LNZLR1WR9SYRVFCH09	02/09/2024	02/11/2026	10	18,052	1790.76		556		452		482			(104)					
Invesco Dynamic Growth Index		N/A	Equity/Index	AEL 85LNZLR1WR9SYRVFCH09	02/12/2024	02/12/2026	239	609,196	2545.66		18,702		15,196		12,338			(3,507)					
Blackrock Adaptive US Equity Index 7%		N/A	Equity/Index	AEL 85LNZLR1WR9SYRVFCH09	02/12/2024	02/12/2026	18	19,670	1095.62		764		621		1,100			(143)					
S&P 500 Index Option		N/A	Equity/Index	AEL 85LNZLR1WR9SYRVFCH09	02/12/2024	02/12/2025	698	3,503,639	5021.84		163,369		102,105		239,631			(61,263)					
S&P 500 Index Option		N/A	Equity/Index	AEL 85LNZLR1WR9SYRVFCH09	02/28/2024	02/27/2026	51	261,016	5069.76		22,200		18,038		27,620			(4,163)					
S&P 500 Index Option		N/A	Equity/Index	AEL 85LNZLR1WR9SYRVFCH09	02/28/2024	02/28/2025	1	2,856	5069.76		85		53		122			(32)					
S&P Digital		N/A	Equity/Index	AEL 85LNZLR1WR9SYRVFCH09	02/28/2024	02/28/2025	2	7,905	5069.76		80		50		95			(30)					
S&P 500 Dividend Aristocrats Daily Risk Control 5% Total Return		N/A	Equity/Index	AEL 85LNZLR1WR9SYRVFCH09	02/28/2024	02/28/2025	143	476,699	3340.23		20,658		12,911		16,470			(7,747)					
S&P 500 Dividend Aristocrats Daily Risk Control 5% Excess Return		N/A	Equity/Index	AEL 85LNZLR1WR9SYRVFCH09	02/12/2024	02/12/2025	309	554,990	1795.5		12,043		7,527		8,421			(4,516)					
Franklin Global Trends Index		N/A	Equity/Index	AEL 85LNZLR1WR9SYRVFCH09	02/13/2024	02/13/2026	697	165,734	237.75		5,453		4,430		6,183			(1,022)					
Invesco Dynamic Growth Index		N/A	Equity/Index	AEL 85LNZLR1WR9SYRVFCH09	02/13/2024	02/13/2025	286	721,471	2521.12		15,872		9,920		11,728			(5,952)					
Invesco Dynamic Growth Index		N/A	Equity/Index	AEL 85LNZLR1WR9SYRVFCH09	02/13/2024	02/13/2026	386	973,075	2521.12		29,776		24,193		23,856			(5,583)					
Blackrock Adaptive US Equity Index 7%		N/A	Equity/Index	AEL 85LNZLR1WR9SYRVFCH09	02/13/2024	02/13/2025	187	203,223	1086.76		5,826		3,642		10,837			(2,185)					
Blackrock Adaptive US Equity Index 7%		N/A	Equity/Index	AEL 85LNZLR1WR9SYRVFCH09	02/13/2024	02/13/2026	83	89,705	1086.76		3,477		2,825		5,499			(652)					
S&P 500 Index Option		N/A	Equity/Index	AEL 85LNZLR1WR9SYRVFCH09	02/13/2024	02/13/2025	813	4,026,095	4953.17		210,283		131,427		312,413			(78,856)					

E06.88

STATEMENT AS OF JUNE 30, 2024 OF THE EAGLE LIFE INSURANCE COMPANY

SCHEDULE DB - PART A - SECTION 1

Showing all Options, Caps, Floors, Collars, Swaps and Forwards Open as of Current Statement Date

1	2	3	4	5	6	7	8	9	10	11	12	13	14	15	16	17	18	19	20	21	22	23	
Description	Description of Item(s) Hedged, Used for Income Generation or Replicated	Schedule/ Exhibit Identifier	Type(s) of Risk(s) (a)	Exchange, Counterparty or Central Clearinghouse	Trade Date	Date of Maturity or Expiration	Number of Contracts	Notional Amount	Strike Price, Rate or Index Received (Paid)	Cumulative Prior Year(s) Initial Cost of Un-discounted Premium (Received) Paid	Current Year Initial Cost of Un-discounted Premium (Received) Paid	Current Year Income	Book/ Adjusted Carrying Value	Code	Fair Value	Unrealized Valuation Increase/ (Decrease)	Total Foreign Exchange Change in B./A.C.V.	Current Year's (Amortization)/ Accretion	Adjustment to Carrying Value of Hedged Item	Potential Exposure	Credit Quality of Reference Entity	Hedge Effectiveness at Inception and at Quarter-end (b)	
S&P 500 Dividend Aristocrats Daily Risk Control 5% Excess Return		N/A	Equity/Index	AEL 85LNZLR1WR9SYRVFCH09	02/13/2024	02/13/2025	454	810,667	1783.8		17,673		11,045		15,040			(6,627)					
S&P 500 Dividend Aristocrats Daily Risk Control 5% Excess Return		N/A	Equity/Index	AEL 85LNZLR1WR9SYRVFCH09	02/13/2024	02/13/2026	305	544,522	1783.8		16,281		13,228		15,670			(3,053)					
Franklin Global Trends Index		N/A	Equity/Index	AEL 85LNZLR1WR9SYRVFCH09	02/14/2024	02/14/2025	971	231,799	238.64		5,424		3,390		6,084			(2,034)					
Invesco Dynamic Growth Index		N/A	Equity/Index	AEL 85LNZLR1WR9SYRVFCH09	02/14/2024	02/14/2025	498	1,261,000	2531.82		27,742		17,339		17,999			(10,403)					
Invesco Dynamic Growth Index		N/A	Equity/Index	AEL 85LNZLR1WR9SYRVFCH09	02/14/2024	02/13/2026	96	242,016	2531.82		7,406		6,017		5,468			(1,389)					
Blackrock Adaptive US Equity Index 7%		N/A	Equity/Index	AEL 85LNZLR1WR9SYRVFCH09	02/14/2024	02/14/2025	57	62,813	1092.64		1,801		1,126		3,085			(675)					
Blackrock Adaptive US Equity Index 7%		N/A	Equity/Index	AEL 85LNZLR1WR9SYRVFCH09	02/14/2024	02/13/2026	34	37,500	1092.64		1,452		1,180		2,164			(272)					
S&P 500 Index Option PTPT		N/A	Equity/Index	AEL 85LNZLR1WR9SYRVFCH09	02/14/2024	02/14/2025	1,240	6,202,420	5000.62		278,009		173,756		393,243			(104,253)					
S&P 500 Index Option PTPT		N/A	Equity/Index	AEL 85LNZLR1WR9SYRVFCH09	02/14/2024	02/13/2026	74	368,555	5000.62		23,129		18,792		28,966			(4,337)					
S&P 500 Index Option CLQ		N/A	Equity/Index	AEL 85LNZLR1WR9SYRVFCH09	02/14/2024	02/14/2025	1	7,329	5000.62		180		113		392			(68)					
S&P Digital		N/A	Equity/Index	AEL 85LNZLR1WR9SYRVFCH09	02/14/2024	02/14/2025	1	5,977	5000.62		61		38		74			(23)					
S&P 500 Dividend Aristocrats Daily Risk Control 5% Total Return		N/A	Equity/Index	AEL 85LNZLR1WR9SYRVFCH09	02/14/2024	02/14/2025	48	159,649	3302.59		7,023		4,390		6,765			(2,634)					
S&P 500 Dividend Aristocrats Daily Risk Control 5% Excess Return		N/A	Equity/Index	AEL 85LNZLR1WR9SYRVFCH09	02/14/2024	02/14/2025	663	1,184,771	1787.59		25,354		15,846		20,684			(9,508)					
S&P 500 Dividend Aristocrats Daily Risk Control 5% Excess Return		N/A	Equity/Index	AEL 85LNZLR1WR9SYRVFCH09	02/14/2024	02/13/2026	305	544,812	1787.59		16,290		13,236		15,075			(3,054)					
S&P 500 Index Option PTPT		N/A	Equity/Index	AEL 85LNZLR1WR9SYRVFCH09	02/15/2024	02/14/2025	1,036	5,209,413	5029.73		249,389		155,868		351,384			(93,521)					
S&P 500 Dividend Aristocrats Daily Risk Control 5% Excess Return		N/A	Equity/Index	AEL 85LNZLR1WR9SYRVFCH09	02/15/2024	02/14/2025	1,660	2,978,801	1794.15		63,746		39,841		46,499			(23,905)					
S&P 500 Dividend Aristocrats Daily Risk Control 5% Excess Return		N/A	Equity/Index	AEL 85LNZLR1WR9SYRVFCH09	02/15/2024	02/13/2026	314	563,719	1794.15		17,306		14,061		14,556			(3,245)					
Invesco Dynamic Growth Index		N/A	Equity/Index	AEL 85LNZLR1WR9SYRVFCH09	02/15/2024	02/14/2025	107	272,274	2540.37		5,990		3,744		3,484			(2,246)					
Invesco Dynamic Growth Index		N/A	Equity/Index	AEL 85LNZLR1WR9SYRVFCH09	02/15/2024	02/13/2026	89	226,436	2540.37		6,929		5,630		4,786			(1,299)					
S&P 500 Index Option PTPT		N/A	Equity/Index	AEL 85LNZLR1WR9SYRVFCH09	02/16/2024	02/14/2025	1,253	6,270,969	5005.57		255,611		159,757		353,489			(95,854)					
S&P 500 Index Option PTPT		N/A	Equity/Index	AEL 85LNZLR1WR9SYRVFCH09	02/16/2024	02/18/2025	476	2,381,822	5005.57		84,794		52,996		118,633			(31,798)					

E06.89

STATEMENT AS OF JUNE 30, 2024 OF THE EAGLE LIFE INSURANCE COMPANY

SCHEDULE DB - PART A - SECTION 1

Showing all Options, Caps, Floors, Collars, Swaps and Forwards Open as of Current Statement Date

1	2	3	4	5	6	7	8	9	10	11	12	13	14	15	16	17	18	19	20	21	22	23	
Description	Description of Item(s) Hedged, Used for Income Generation or Replicated	Schedule/ Exhibit Identifier	Type(s) of Risk(s) (a)	Exchange, Counterparty or Central Clearinghouse	Trade Date	Date of Maturity or Expiration	Number of Contracts	Notional Amount	Strike Price, Rate or Index Received (Paid)	Cumulative Prior Year(s) Initial Cost of Un-discounted Premium (Received) Paid	Current Year Initial Cost of Un-discounted Premium (Received) Paid	Current Year Income	Book/ Adjusted Carrying Value	Code	Fair Value	Unrealized Valuation Increase/ (Decrease)	Total Foreign Exchange Change in B./A.C.V.	Current Year's (Amortization)/ Accretion	Adjustment to Carrying Value of Hedged Item	Potential Exposure	Credit Quality of Reference Entity	Hedge Effectiveness at Inception and at Quarter-end (b)	
S&P 500 Index Option PTPT		N/A	Equity/Index	AEL 85LNZLR1WR9SYRVFCH09	02/16/2024	02/19/2025	358	1,789,607	5005.57		98,138		61,336		148,885			(36,802)					
S&P 500 Dividend Aristocrats Daily Risk Control 5% Total Return		N/A	Equity/Index	AEL 85LNZLR1WR9SYRVFCH09	02/16/2024	02/14/2025	36	119,726	3313.41		5,292		3,307		4,689			(1,984)					
S&P 500 Dividend Aristocrats Daily Risk Control 5% Excess Return		N/A	Equity/Index	AEL 85LNZLR1WR9SYRVFCH09	02/16/2024	02/14/2025	936	1,678,651	1792.9		36,259		22,662		26,777			(13,597)					
S&P 500 Dividend Aristocrats Daily Risk Control 5% Excess Return		N/A	Equity/Index	AEL 85LNZLR1WR9SYRVFCH09	02/16/2024	02/13/2026	123	220,395	1792.9		6,524		5,300		5,767			(1,223)					
S&P 500 Dividend Aristocrats Daily Risk Control 5% Excess Return		N/A	Equity/Index	AEL 85LNZLR1WR9SYRVFCH09	02/16/2024	02/17/2026	36	64,286	1792.9		1,903		1,546		1,688			(357)					
S&P 500 Dividend Aristocrats Daily Risk Control 5% Excess Return		N/A	Equity/Index	AEL 85LNZLR1WR9SYRVFCH09	02/16/2024	02/18/2025	340	608,711	1792.9		13,087		8,180		9,799			(4,908)					
S&P 500 Dividend Aristocrats Daily Risk Control 5% Excess Return		N/A	Equity/Index	AEL 85LNZLR1WR9SYRVFCH09	02/16/2024	02/18/2026	68	122,289	1792.9		3,620		2,941		3,214			(679)					
S&P 500 Dividend Aristocrats Daily Risk Control 5% Excess Return		N/A	Equity/Index	AEL 85LNZLR1WR9SYRVFCH09	02/16/2024	02/19/2025	605	1,085,390	1792.9		23,444		14,653		17,513			(8,792)					
Franklin Global Trends Index		N/A	Equity/Index	AEL 85LNZLR1WR9SYRVFCH09	02/16/2024	02/14/2025	641	153,386	239.27		3,589		2,243		3,758			(1,346)					
Invesco Dynamic Growth Index		N/A	Equity/Index	AEL 85LNZLR1WR9SYRVFCH09	02/16/2024	02/14/2025	333	844,076	2533.5		18,485		11,553		11,795			(6,932)					
Invesco Dynamic Growth Index		N/A	Equity/Index	AEL 85LNZLR1WR9SYRVFCH09	02/16/2024	02/13/2026	49	125,375	2533.5		3,824		3,107		2,796			(717)					
Blackrock Adaptive US Equity Index 7%		N/A	Equity/Index	AEL 85LNZLR1WR9SYRVFCH09	02/16/2024	02/14/2025	686	750,000	1093.57		21,443		13,402		36,344			(8,041)					
Blackrock Adaptive US Equity Index 7%		N/A	Equity/Index	AEL 85LNZLR1WR9SYRVFCH09	02/16/2024	02/13/2026	1,029	1,125,000	1093.57		43,470		35,319		64,310			(8,151)					
Franklin Global Trends Index		N/A	Equity/Index	AEL 85LNZLR1WR9SYRVFCH09	02/20/2024	02/20/2026	333	79,634	239.27		2,620		2,129		2,672			(491)					
Invesco Dynamic Growth Index		N/A	Equity/Index	AEL 85LNZLR1WR9SYRVFCH09	02/20/2024	02/20/2025	44	110,963	2533.61		2,441		1,526		1,568			(915)					
Invesco Dynamic Growth Index		N/A	Equity/Index	AEL 85LNZLR1WR9SYRVFCH09	02/20/2024	02/20/2026	59	149,600	2533.61		4,578		3,719		3,352			(858)					
Blackrock Adaptive US Equity Index 7%		N/A	Equity/Index	AEL 85LNZLR1WR9SYRVFCH09	02/20/2024	02/20/2025	15	16,080	1089.73		462		288		826			(173)					
S&P 500 Index Option PTPT		N/A	Equity/Index	AEL 85LNZLR1WR9SYRVFCH09	02/20/2024	02/20/2025	548	2,725,753	4975.51		155,484		97,177		244,180			(58,306)					
S&P 500 Dividend Aristocrats Daily Risk Control 5% Excess Return		N/A	Equity/Index	AEL 85LNZLR1WR9SYRVFCH09	02/20/2024	02/20/2025	266	476,814	1791.94		10,347		6,467		7,838			(3,880)					
S&P 500 Dividend Aristocrats Daily Risk Control 5% Excess Return		N/A	Equity/Index	AEL 85LNZLR1WR9SYRVFCH09	02/20/2024	02/20/2026	239	428,013	1791.94		12,926		10,502		11,381			(2,424)					

E06.90

STATEMENT AS OF JUNE 30, 2024 OF THE EAGLE LIFE INSURANCE COMPANY

SCHEDULE DB - PART A - SECTION 1

Showing all Options, Caps, Floors, Collars, Swaps and Forwards Open as of Current Statement Date

1	2	3	4	5	6	7	8	9	10	11	12	13	14	15	16	17	18	19	20	21	22	23	
Description	Description of Item(s) Hedged, Used for Income Generation or Replicated	Schedule/ Exhibit Identifier	Type(s) of Risk(s) (a)	Exchange, Counterparty or Central Clearinghouse	Trade Date	Date of Maturity or Expiration	Number of Contracts	Notional Amount	Strike Price, Rate or Index Received (Paid)	Cumulative Prior Year(s) Initial Cost of Un-discounted Premium (Received) Paid	Current Year Initial Cost of Un-discounted Premium (Received) Paid	Current Year Income	Book/ Adjusted Carrying Value	Code	Fair Value	Unrealized Valuation Increase/ (Decrease)	Total Foreign Exchange Change in B./A.C.V.	Current Year's (Amortization)/ Accretion	Adjustment to Carrying Value of Hedged Item	Potential Exposure	Credit Quality of Reference Entity	Hedge Effectiveness at Inception and at Quarter-end (b)	
Franklin Global Trends Index		N/A	Equity/Index	AEL 85LNZLR1WR9SYRVFCH09	02/21/2024	02/21/2025	467	111,826	239.25		2,617		1,635		2,772			(981)					
Invesco Dynamic Growth Index		N/A	Equity/Index	AEL 85LNZLR1WR9SYRVFCH09	02/21/2024	02/21/2025	175	442,661	2532.36		9,739		6,087		6,368			(3,652)					
Invesco Dynamic Growth Index		N/A	Equity/Index	AEL 85LNZLR1WR9SYRVFCH09	02/21/2024	02/20/2026	261	659,766	2532.36		20,189		16,403		14,925			(3,785)					
Blackrock Adaptive US Equity Index 7%		N/A	Equity/Index	AEL 85LNZLR1WR9SYRVFCH09	02/21/2024	02/21/2025	158	171,872	1090.19		4,933		3,083		8,774			(1,850)					
S&P 500 Index Option PTP		N/A	Equity/Index	AEL 85LNZLR1WR9SYRVFCH09	02/21/2024	02/21/2025	872	4,345,409	4981.8		183,483		114,677		261,468			(68,806)					
S&P 500 Index Option PTP		N/A	Equity/Index	AEL 85LNZLR1WR9SYRVFCH09	02/21/2024	02/20/2026	107	534,040	4981.8		39,741		32,289		50,626			(7,451)					
S&P 500 Index Option CLO		N/A	Equity/Index	AEL 85LNZLR1WR9SYRVFCH09	02/21/2024	02/21/2025	3	15,908	4981.8		430		268		423			(161)					
S&P 500 Dividend Aristocrats Daily Risk Control 5% Total Return		N/A	Equity/Index	AEL 85LNZLR1WR9SYRVFCH09	02/21/2024	02/21/2025	100	332,705	3321.4		14,434		9,021		12,421			(5,413)					
Franklin Global Trends Index		N/A	Equity/Index	AEL 85LNZLR1WR9SYRVFCH09	02/22/2024	02/21/2025	497	119,387	240.45		2,794		1,746		2,587			(1,048)					
Franklin Global Trends Index		N/A	Equity/Index	AEL 85LNZLR1WR9SYRVFCH09	02/22/2024	02/20/2026	570	136,940	240.45		4,492		3,649		4,209			(842)					
Invesco Dynamic Growth Index		N/A	Equity/Index	AEL 85LNZLR1WR9SYRVFCH09	02/22/2024	02/21/2025	732	1,856,380	2535.23		40,655		25,409		25,767			(15,246)					
Invesco Dynamic Growth Index		N/A	Equity/Index	AEL 85LNZLR1WR9SYRVFCH09	02/22/2024	02/20/2026	235	596,758	2535.23		18,201		14,788		13,204			(3,413)					
Invesco Dynamic Growth Index		N/A	Equity/Index	AEL 85LNZLR1WR9SYRVFCH09	02/23/2024	02/21/2025	58	146,549	2540.36		3,209		2,006		1,906			(1,204)					
Invesco Dynamic Growth Index		N/A	Equity/Index	AEL 85LNZLR1WR9SYRVFCH09	02/23/2024	02/24/2025	155	392,533	2540.36		8,636		5,397		5,140			(3,238)					
Invesco Dynamic Growth Index		N/A	Equity/Index	AEL 85LNZLR1WR9SYRVFCH09	02/23/2024	02/23/2026	149	379,364	2540.36		11,609		9,432		8,086			(2,177)					
Blackrock Adaptive US Equity Index 7%		N/A	Equity/Index	AEL 85LNZLR1WR9SYRVFCH09	02/23/2024	02/21/2025	68	75,000	1103.71		2,145		1,341		3,143			(804)					
S&P 500 Index Option PTP		N/A	Equity/Index	AEL 85LNZLR1WR9SYRVFCH09	02/23/2024	02/21/2025	877	4,460,476	5088.8		156,195		97,622		203,493			(58,573)					
S&P 500 Index Option PTP		N/A	Equity/Index	AEL 85LNZLR1WR9SYRVFCH09	02/23/2024	02/24/2025	651	3,313,895	5088.8		140,466		87,791		185,955			(52,675)					
S&P 500 Dividend Aristocrats Daily Risk Control 5% Excess Return		N/A	Equity/Index	AEL 85LNZLR1WR9SYRVFCH09	02/21/2024	02/21/2025	623	1,119,378	1795.87		24,179		15,112		17,243			(9,067)					
S&P 500 Dividend Aristocrats Daily Risk Control 5% Excess Return		N/A	Equity/Index	AEL 85LNZLR1WR9SYRVFCH09	02/21/2024	02/20/2026	546	980,197	1795.87		30,092		24,450		25,003			(5,642)					
S&P 500 Index Option PTP		N/A	Equity/Index	AEL 85LNZLR1WR9SYRVFCH09	02/22/2024	02/21/2025	1,378	7,008,831	5087.03		331,350		207,094		440,246			(124,256)					
S&P 500 Dividend Aristocrats Daily Risk Control 5% Excess Return		N/A	Equity/Index	AEL 85LNZLR1WR9SYRVFCH09	02/22/2024	02/21/2025	378	680,811	1801.26		14,501		9,063		9,543			(5,438)					
S&P 500 Dividend Aristocrats Daily Risk Control 5% Excess Return		N/A	Equity/Index	AEL 85LNZLR1WR9SYRVFCH09	02/22/2024	02/20/2026	358	644,157	1801.26		19,131		15,544		15,508			(3,587)					
S&P 500 Index Option PTP		N/A	Equity/Index	AEL 85LNZLR1WR9SYRVFCH09	02/23/2024	02/25/2025	877	4,461,207	5088.8		179,972		112,483		240,263			(67,490)					

E06.91

STATEMENT AS OF JUNE 30, 2024 OF THE EAGLE LIFE INSURANCE COMPANY

SCHEDULE DB - PART A - SECTION 1

Showing all Options, Caps, Floors, Collars, Swaps and Forwards Open as of Current Statement Date

1	2	3	4	5	6	7	8	9	10	11	12	13	14	15	16	17	18	19	20	21	22	23	
Description	Description of Item(s) Hedged, Used for Income Generation or Replicated	Schedule/ Exhibit Identifier	Type(s) of Risk(s) (a)	Exchange, Counterparty or Central Clearinghouse	Trade Date	Date of Maturity or Expiration	Number of Contracts	Notional Amount	Strike Price, Rate or Index Received (Paid)	Cumulative Prior Year(s) Initial Cost of Un-discounted Premium (Received) Paid	Current Year Initial Cost of Un-discounted Premium (Received) Paid	Current Year Income	Book/ Adjusted Carrying Value	Code	Fair Value	Unrealized Valuation Increase/ (Decrease)	Total Foreign Exchange Change in B./A.C.V.	Current Year's (Amortization)/ Accretion	Adjustment to Carrying Value of Hedged Item	Potential Exposure	Credit Quality of Reference Entity	Hedge Effectiveness at Inception and at Quarter-end (b)	
S&P 500 Index Option CLQ		N/A	Equity/Index	AEL 85LNZLR1WR9SYRVFCH09	02/23/2024	02/24/2025	6	30,604	5088.8		744		465		1,005			(279)					
S&P Digital		N/A	Equity/Index	AEL 85LNZLR1WR9SYRVFCH09	02/23/2024	02/24/2025	2	8,204	5088.8		84		52		98			(31)					
S&P 500 Dividend Aristocrats Daily Risk Control 5% Total Return		N/A	Equity/Index	AEL 85LNZLR1WR9SYRVFCH09	02/23/2024	02/21/2025	12	40,915	3338.93		1,438		899		1,065			(539)					
S&P 500 Dividend Aristocrats Daily Risk Control 5% Excess Return		N/A	Equity/Index	AEL 85LNZLR1WR9SYRVFCH09	02/23/2024	02/21/2025	402	725,635	1804.8		15,456		9,660		9,546			(5,796)					
S&P 500 Dividend Aristocrats Daily Risk Control 5% Excess Return		N/A	Equity/Index	AEL 85LNZLR1WR9SYRVFCH09	02/23/2024	02/23/2026	42	76,640	1804.8		2,292		1,862		1,780			(430)					
S&P 500 Dividend Aristocrats Daily Risk Control 5% Excess Return		N/A	Equity/Index	AEL 85LNZLR1WR9SYRVFCH09	02/28/2024	02/28/2025	521	940,552	1804.14		20,316		12,697		12,755			(7,618)					
S&P 500 Dividend Aristocrats Daily Risk Control 5% Excess Return		N/A	Equity/Index	AEL 85LNZLR1WR9SYRVFCH09	02/23/2024	02/24/2025	259	467,972	1804.8		10,061		6,288		6,206			(3,773)					
S&P 500 Dividend Aristocrats Daily Risk Control 5% Excess Return		N/A	Equity/Index	AEL 85LNZLR1WR9SYRVFCH09	02/23/2024	02/24/2026	83	150,432	1804.8		4,513		3,667		3,498			(846)					
S&P 500 Dividend Aristocrats Daily Risk Control 5% Excess Return		N/A	Equity/Index	AEL 85LNZLR1WR9SYRVFCH09	02/23/2024	02/25/2025	1,439	2,597,301	1804.8		56,102		35,064		34,536			(21,038)					
S&P 500 Dividend Aristocrats Daily Risk Control 5% Excess Return		N/A	Equity/Index	AEL 85LNZLR1WR9SYRVFCH09	02/23/2024	02/25/2026	5	9,829	1804.8		295		240		229			(55)					
Blackrock Adaptive US Equity Index 7%		N/A	Equity/Index	AEL 85LNZLR1WR9SYRVFCH09	02/26/2024	02/26/2025	17	18,751	1101.52		537		336		815			(201)					
Blackrock Adaptive US Equity Index 7%		N/A	Equity/Index	AEL 85LNZLR1WR9SYRVFCH09	02/26/2024	02/26/2026	102	112,500	1101.52		4,352		3,536		5,945			(816)					
S&P 500 Index Option PTP		N/A	Equity/Index	AEL 85LNZLR1WR9SYRVFCH09	02/26/2024	02/26/2025	817	4,142,080	5069.53		167,200		104,500		227,017			(62,700)					
S&P 500 Dividend Aristocrats Daily Risk Control 5% Excess Return		N/A	Equity/Index	AEL 85LNZLR1WR9SYRVFCH09	02/26/2024	02/26/2025	133	238,739	1800.46		5,133		3,208		3,437			(1,925)					
S&P 500 Dividend Aristocrats Daily Risk Control 5% Excess Return		N/A	Equity/Index	AEL 85LNZLR1WR9SYRVFCH09	02/26/2024	02/26/2026	40	72,750	1800.46		2,248		1,826		1,776			(421)					
UST 4.00% 02/15/34		N/A	Equity/Index	AEL 85LNZLR1WR9SYRVFCH09	02/28/2024	02/28/2025	142	13,951	98		137		86		130			(51)					
Franklin Global Trends Index		N/A	Equity/Index	AEL 85LNZLR1WR9SYRVFCH09	03/01/2024	02/28/2025	220	53,088	241.84		1,242		880		988			(362)					
Invesco Dynamic Growth Index		N/A	Equity/Index	AEL 85LNZLR1WR9SYRVFCH09	03/01/2024	02/28/2025	31	77,906	2552.5		1,706		1,209		880			(498)					
Invesco Dynamic Growth Index		N/A	Equity/Index	AEL 85LNZLR1WR9SYRVFCH09	03/01/2024	03/03/2025	185	471,712	2552.5		10,378		7,351		5,371			(3,027)					

E06.92

STATEMENT AS OF JUNE 30, 2024 OF THE EAGLE LIFE INSURANCE COMPANY

SCHEDULE DB - PART A - SECTION 1

Showing all Options, Caps, Floors, Collars, Swaps and Forwards Open as of Current Statement Date

1	2	3	4	5	6	7	8	9	10	11	12	13	14	15	16	17	18	19	20	21	22	23	
Description	Description of Item(s) Hedged, Used for Income Generation or Replicated	Schedule/ Exhibit Identifier	Type(s) of Risk(s) (a)	Exchange, Counterparty or Central Clearinghouse	Trade Date	Date of Maturity or Expiration	Number of Contracts	Notional Amount	Strike Price, Rate or Index Received (Paid)	Cumulative Prior Year(s) Initial Cost of Un-discounted Premium (Received) Paid	Current Year Initial Cost of Un-discounted Premium (Received) Paid	Current Year Income	Book/ Adjusted Carrying Value	Code	Fair Value	Unrealized Valuation Increase/ (Decrease)	Total Foreign Exchange Change in B./A.C.V.	Current Year's (Amortization)/ Accretion	Adjustment to Carrying Value of Hedged Item	Potential Exposure	Credit Quality of Reference Entity	Hedge Effectiveness at Inception and at Quarter-end (b)	
Invesco Dynamic Growth Index		N/A	Equity/Index	AEL	85LNZLR11WR9SYRVFCH09	03/01/2024	02/27/2026	94	240,842	2552.5	7,370		6,295		4,681			(1,075)					
Blackrock Adaptive US Equity Index 7%		N/A	Equity/Index	AEL	85LNZLR11WR9SYRVFCH09	03/01/2024	02/28/2025	18	20,025	1109.44	573		406		773			(167)					
Blackrock Adaptive US Equity Index 7%		N/A	Equity/Index	AEL	85LNZLR11WR9SYRVFCH09	03/01/2024	02/27/2026	12	13,275	1109.44	514		439		645			(75)					
S&P 500 Index Option		N/A	Equity/Index	AEL	85LNZLR11WR9SYRVFCH09	03/01/2024	02/28/2025	2,101	10,795,045	5137.08	418,716		296,591		534,002			(122,126)					
S&P 500 Index Option		N/A	Equity/Index	AEL	85LNZLR11WR9SYRVFCH09	03/01/2024	03/03/2025	1,279	6,571,517	5137.08	236,401		167,451		299,053			(68,950)					
S&P 500 Index Option		N/A	Equity/Index	AEL	85LNZLR11WR9SYRVFCH09	03/01/2024	03/01/2025	4	18,885	5137.08	548		388		596			(160)					
Aristocrats Daily Risk Control 5% Total Return		N/A	Equity/Index	AEL	85LNZLR11WR9SYRVFCH09	03/01/2024	02/28/2025	8	26,009	3350.52	1,112		788		845			(324)					
S&P 500 Dividend Aristocrats Daily Risk Control 5% Excess Return		N/A	Equity/Index	AEL	85LNZLR11WR9SYRVFCH09	03/01/2024	02/28/2025	1,796	3,249,705	1809.15	70,194		49,720		40,272			(20,473)					
S&P 500 Dividend Aristocrats Daily Risk Control 5% Excess Return		N/A	Equity/Index	AEL	85LNZLR11WR9SYRVFCH09	03/01/2024	02/27/2026	232	419,828	1809.15	12,889		11,009		9,334			(1,880)					
S&P 500 Dividend Aristocrats Daily Risk Control 5% Excess Return		N/A	Equity/Index	AEL	85LNZLR11WR9SYRVFCH09	03/01/2024	03/02/2026	32	58,200	1809.15	1,787		1,526		1,298			(261)					
S&P 500 Dividend Aristocrats Daily Risk Control 5% Excess Return		N/A	Equity/Index	AEL	85LNZLR11WR9SYRVFCH09	03/01/2024	03/03/2025	380	687,016	1809.15	14,771		10,463		8,585			(4,308)					
S&P 500 Dividend Aristocrats Daily Risk Control 5% Excess Return		N/A	Equity/Index	AEL	85LNZLR11WR9SYRVFCH09	03/01/2024	03/03/2026	7	12,125	1809.15	372		318		271			(54)					
Invesco Dynamic Growth Index		N/A	Equity/Index	AEL	85LNZLR11WR9SYRVFCH09	03/04/2024	03/04/2025	39	99,446	2550.05	2,188		1,550		1,172			(638)					
Invesco Dynamic Growth Index		N/A	Equity/Index	AEL	85LNZLR11WR9SYRVFCH09	03/04/2024	03/04/2026	75	191,734	2550.05	5,867		5,011		3,817			(856)					
S&P 500 Index Option		N/A	Equity/Index	AEL	85LNZLR11WR9SYRVFCH09	03/04/2024	03/04/2025	684	3,510,766	5130.95	158,313		112,138		204,711			(46,175)					
S&P 500 Dividend Aristocrats Daily Risk Control 5% Excess Return		N/A	Equity/Index	AEL	85LNZLR11WR9SYRVFCH09	03/04/2024	03/04/2025	504	911,876	1809.27	19,651		13,919		11,402			(5,732)					
S&P 500 Dividend Aristocrats Daily Risk Control 5% Excess Return		N/A	Equity/Index	AEL	85LNZLR11WR9SYRVFCH09	03/04/2024	03/04/2026	34	60,946	1809.27	1,874		1,601		1,360			(273)					
Franklin Global Trends Index		N/A	Equity/Index	AEL	85LNZLR11WR9SYRVFCH09	03/05/2024	03/05/2025	575	138,810	241.53	3,248		2,301		2,704			(947)					
Franklin Global Trends Index		N/A	Equity/Index	AEL	85LNZLR11WR9SYRVFCH09	03/05/2024	03/05/2026	548	132,240	241.53	4,351		3,716		3,775			(634)					
Invesco Dynamic Growth Index		N/A	Equity/Index	AEL	85LNZLR11WR9SYRVFCH09	03/05/2024	03/05/2025	87	223,299	2555.92	4,913		3,480		2,443			(1,433)					
Invesco Dynamic Growth Index		N/A	Equity/Index	AEL	85LNZLR11WR9SYRVFCH09	03/05/2024	03/05/2026	230	588,605	2555.92	18,011		15,385		11,194			(2,627)					

E06.93

STATEMENT AS OF JUNE 30, 2024 OF THE EAGLE LIFE INSURANCE COMPANY

SCHEDULE DB - PART A - SECTION 1

Showing all Options, Caps, Floors, Collars, Swaps and Forwards Open as of Current Statement Date

1	2	3	4	5	6	7	8	9	10	11	12	13	14	15	16	17	18	19	20	21	22	23		
Description	Description of Item(s) Hedged, Used for Income Generation or Replicated	Schedule/ Exhibit Identifier	Type(s) of Risk(s) (a)	Exchange, Counterparty or Central Clearinghouse	Trade Date	Date of Maturity or Expiration	Number of Contracts	Notional Amount	Strike Price, Rate or Index Received (Paid)	Cumulative Prior Year(s) Initial Cost of Un-discounted Premium (Received) Paid	Current Year Initial Cost of Un-discounted Premium (Received) Paid	Current Year Income	Book/ Adjusted Carrying Value	Code	Fair Value	Unrealized Valuation Increase/ (Decrease)	Total Foreign Exchange Change in B./A.C.V.	Current Year's (Amortization)/ Accretion	Adjustment to Carrying Value of Hedged Item	Potential Exposure	Credit Quality of Reference Entity	Hedge Effectiveness at Inception and at Quarter-end (b)		
Blackrock Adaptive US Equity Index 7%		N/A	Equity/Index	AEL	85LNZLR1WR9SYRVFCH09	03/05/2024	102	112,350	1101.79		3,213		2,276		4,892			(937)						
Blackrock Adaptive US Equity Index 7%		N/A	Equity/Index	AEL	85LNZLR1WR9SYRVFCH09	03/05/2024	144	158,201	1101.79		6,107		5,216		8,358			(891)						
S&P 500 Index Option PTPT		N/A	Equity/Index	AEL	85LNZLR1WR9SYRVFCH09	03/05/2024	570	2,892,818	5078.65		110,775		78,465		147,394			(32,309)						
S&P 500 Dividend Aristocrats Daily Risk Control 5% Excess Return		N/A	Equity/Index	AEL	85LNZLR1WR9SYRVFCH09	03/05/2024	537	969,659	1806.25		20,945		14,836		12,833			(6,109)						
Franklin Global Trends Index		N/A	Equity/Index	AEL	85LNZLR1WR9SYRVFCH09	03/06/2024	47	11,495	242.37		269		191		203			(78)						
Invesco Dynamic Growth Index		N/A	Equity/Index	AEL	85LNZLR1WR9SYRVFCH09	03/06/2024	199	510,142	2559.71		11,223		7,950		5,322			(3,273)						
Invesco Dynamic Growth Index		N/A	Equity/Index	AEL	85LNZLR1WR9SYRVFCH09	03/06/2024	107	272,931	2559.71		8,352		7,134		5,040			(1,218)						
Blackrock Adaptive US Equity Index 7%		N/A	Equity/Index	AEL	85LNZLR1WR9SYRVFCH09	03/06/2024	10	11,175	1105.24		320		226		463			(93)						
S&P 500 Index Option PTPT		N/A	Equity/Index	AEL	85LNZLR1WR9SYRVFCH09	03/06/2024	1,214	6,197,220	5104.76		272,210		192,816		356,882			(79,395)						
S&P 500 Index Option PTPT		N/A	Equity/Index	AEL	85LNZLR1WR9SYRVFCH09	03/06/2024	27	140,351	5104.76		7,659		6,542		8,914			(1,117)						
S&P 500 Dividend Aristocrats Daily Risk Control 5% Total Return		N/A	Equity/Index	AEL	85LNZLR1WR9SYRVFCH09	03/06/2024	195	653,609	3358.41		26,740		18,941		19,218			(7,799)						
S&P 500 Dividend Aristocrats Daily Risk Control 5% Excess Return		N/A	Equity/Index	AEL	85LNZLR1WR9SYRVFCH09	03/06/2024	399	723,226	1812.05		15,622		11,065		8,646			(4,556)						
Invesco Dynamic Growth Index		N/A	Equity/Index	AEL	85LNZLR1WR9SYRVFCH09	03/07/2024	6	14,938	2565.9		329		233		144			(96)						
S&P 500 Index Option PTPT		N/A	Equity/Index	AEL	85LNZLR1WR9SYRVFCH09	03/07/2024	690	3,559,926	5157.36		153,399		108,657		193,025			(44,741)						
S&P 500 Dividend Aristocrats Daily Risk Control 5% Excess Return		N/A	Equity/Index	AEL	85LNZLR1WR9SYRVFCH09	03/07/2024	437	794,558	1817.39		17,202		12,185		8,633			(5,017)						
S&P 500 Dividend Aristocrats Daily Risk Control 5% Excess Return		N/A	Equity/Index	AEL	85LNZLR1WR9SYRVFCH09	03/07/2024	95	173,060	1817.39		5,270		4,501		3,536			(768)						
S&P 500 Index Option PTPT		N/A	Equity/Index	AEL	85LNZLR1WR9SYRVFCH09	03/08/2024	2,674	13,699,316	5123.69		600,044		425,031		774,572			(175,013)						
S&P 500 Index Option PTPT		N/A	Equity/Index	AEL	85LNZLR1WR9SYRVFCH09	03/08/2024	1,017	5,213,100	5123.69		235,033		166,482		303,480			(68,551)						
S&P Digital		N/A	Equity/Index	AEL	85LNZLR1WR9SYRVFCH09	03/08/2024	2	9,148	5123.69		93		66		108			(27)						
S&P Digital		N/A	Equity/Index	AEL	85LNZLR1WR9SYRVFCH09	03/08/2024	1	7,001	5123.69		71		51		82			(21)						
S&P 500 Dividend Aristocrats Daily Risk Control 5% Total Return		N/A	Equity/Index	AEL	85LNZLR1WR9SYRVFCH09	03/08/2024	11	36,037	3368.52		1,568		1,110		1,066			(457)						

E06.94

STATEMENT AS OF JUNE 30, 2024 OF THE EAGLE LIFE INSURANCE COMPANY

SCHEDULE DB - PART A - SECTION 1

Showing all Options, Caps, Floors, Collars, Swaps and Forwards Open as of Current Statement Date

1	2	3	4	5	6	7	8	9	10	11	12	13	14	15	16	17	18	19	20	21	22	23	
Description	Description of Item(s) Hedged, Used for Income Generation or Replicated	Schedule/ Exhibit Identifier	Type(s) of Risk(s) (a)	Exchange, Counterparty or Central Clearinghouse	Trade Date	Date of Maturity or Expiration	Number of Contracts	Notional Amount	Strike Price, Rate or Index Received (Paid)	Cumulative Prior Year(s) Initial Cost of Un-discounted Premium (Received) Paid	Current Year Initial Cost of Un-discounted Premium (Received) Paid	Current Year Income	Book/ Adjusted Carrying Value	Code	Fair Value	Unrealized Valuation Increase/ (Decrease)	Total Foreign Exchange Change in B./A.C.V.	Current Year's (Amortization)/ Accretion	Adjustment to Carrying Value of Hedged Item	Potential Exposure	Credit Quality of Reference Entity	Hedge Effectiveness at Inception and at Quarter-end (b)	
S&P 500 Dividend Aristocrats Daily Risk Control 5% Excess Return		N/A	Equity/Index	AEL 85LNZLR1WR9SYRVFCH09	03/08/2024	03/07/2025	2,133	3,875,041	1816.95		83,701		59,288		42,450								(24,413)
S&P 500 Dividend Aristocrats Daily Risk Control 5% Excess Return		N/A	Equity/Index	AEL 85LNZLR1WR9SYRVFCH09	03/08/2024	03/06/2026	93	168,373	1816.95		5,152		4,401		3,457								(751)
S&P 500 Dividend Aristocrats Daily Risk Control 5% Excess Return		N/A	Equity/Index	AEL 85LNZLR1WR9SYRVFCH09	03/08/2024	03/09/2026	160	291,280	1816.95		8,913		7,613		5,999								(1,300)
S&P 500 Dividend Aristocrats Daily Risk Control 5% Excess Return		N/A	Equity/Index	AEL 85LNZLR1WR9SYRVFCH09	03/08/2024	03/10/2025	1,360	2,471,191	1816.95		53,378		37,809		27,317								(15,569)
S&P 500 Dividend Aristocrats Daily Risk Control 5% Excess Return		N/A	Equity/Index	AEL 85LNZLR1WR9SYRVFCH09	03/08/2024	03/10/2026	50	90,123	1816.95		2,758		2,356		1,858								(402)
Invesco Dynamic Growth Index		N/A	Equity/Index	AEL 85LNZLR1WR9SYRVFCH09	03/08/2024	03/07/2025	492	1,261,557	2565.32		27,628		19,570		12,240								(8,058)
Invesco Dynamic Growth Index		N/A	Equity/Index	AEL 85LNZLR1WR9SYRVFCH09	03/08/2024	03/10/2025	57	146,268	2565.32		3,218		2,279		1,431								(939)
Invesco Dynamic Growth Index		N/A	Equity/Index	AEL 85LNZLR1WR9SYRVFCH09	03/08/2024	03/06/2026	19	48,976	2565.32		1,499		1,280		864								(219)
S&P 500 Index Option		N/A	Equity/Index	AEL 85LNZLR1WR9SYRVFCH09	03/11/2024	03/11/2025	52	133,340	2562.96		2,933		2,078		1,350								(856)
PTPT		N/A	Equity/Index	AEL 85LNZLR1WR9SYRVFCH09	03/11/2024	03/11/2025	627	3,211,305	5117.94		148,818		105,413		194,664								(43,405)
S&P 500 Dividend Aristocrats Daily Risk Control 5% Excess Return		N/A	Equity/Index	AEL 85LNZLR1WR9SYRVFCH09	03/11/2024	03/11/2025	231	420,965	1820.11		9,093		6,441		4,401								(2,652)
S&P 500 Dividend Aristocrats Daily Risk Control 5% Excess Return		N/A	Equity/Index	AEL 85LNZLR1WR9SYRVFCH09	03/11/2024	03/11/2026	17	30,518	1820.11		934		798		608								(136)
Franklin Global Trends Index		N/A	Equity/Index	AEL 85LNZLR1WR9SYRVFCH09	03/12/2024	03/12/2025	1,945	472,974	243.23		11,068		7,840		7,601								(3,228)
Franklin Global Trends Index		N/A	Equity/Index	AEL 85LNZLR1WR9SYRVFCH09	03/12/2024	03/12/2026	262	63,700	243.23		2,096		1,790		1,600								(306)
Invesco Dynamic Growth Index		N/A	Equity/Index	AEL 85LNZLR1WR9SYRVFCH09	03/12/2024	03/12/2025	539	1,378,874	2560.42		30,335		21,487		14,478								(8,848)
Invesco Dynamic Growth Index		N/A	Equity/Index	AEL 85LNZLR1WR9SYRVFCH09	03/12/2024	03/12/2026	127	324,488	2560.42		9,929		8,481		5,992								(1,448)
S&P 500 Index Option		N/A	Equity/Index	AEL 85LNZLR1WR9SYRVFCH09	03/12/2024	03/12/2025	1,011	5,229,891	5175.27		205,644		145,664		252,244								(59,979)
S&P 500 Dividend Aristocrats Daily Risk Control 5% Excess Return		N/A	Equity/Index	AEL 85LNZLR1WR9SYRVFCH09	03/12/2024	03/12/2025	589	1,073,640	1823.74		23,298		16,503		10,513								(6,795)
S&P 500 Dividend Aristocrats Daily Risk Control 5% Excess Return		N/A	Equity/Index	AEL 85LNZLR1WR9SYRVFCH09	03/12/2024	03/12/2026	512	933,425	1823.74		27,909		23,839		17,864								(4,070)
S&P 500 Index Option		N/A	Equity/Index	AEL 85LNZLR1WR9SYRVFCH09	03/13/2024	03/13/2025	845	4,365,280	5165.31		209,116		148,124		261,017								(60,992)

E06.95

STATEMENT AS OF JUNE 30, 2024 OF THE EAGLE LIFE INSURANCE COMPANY

SCHEDULE DB - PART A - SECTION 1

Showing all Options, Caps, Floors, Collars, Swaps and Forwards Open as of Current Statement Date

1	2	3	4	5	6	7	8	9	10	11	12	13	14	15	16	17	18	19	20	21	22	23	
Description	Description of Item(s) Hedged, Used for Income Generation or Replicated	Schedule/ Exhibit Identifier	Type(s) of Risk(s) (a)	Exchange, Counterparty or Central Clearinghouse	Trade Date	Date of Maturity or Expiration	Number of Contracts	Notional Amount	Strike Price, Rate or Index Received (Paid)	Cumulative Prior Year(s) Initial Cost of Un-discounted Premium (Received) Paid	Current Year Initial Cost of Un-discounted Premium (Received) Paid	Current Year Income	Book/ Adjusted Carrying Value	Code	Fair Value	Unrealized Valuation Increase/ (Decrease)	Total Foreign Exchange Change in B./A.C.V.	Current Year's (Amortization)/ Accretion	Adjustment to Carrying Value of Hedged Item	Potential Exposure	Credit Quality of Reference Entity	Hedge Effectiveness at Inception and at Quarter-end (b)	
S&P 500 Index Option PTPT		N/A	Equity/Index	AEL 85LNZLR1WR9SYRVFCH09	03/13/2024	03/13/2026	64	332,848	5165.31		29,852		25,499		34,824			(4,353)					
S&P 500 Dividend Aristocrats Daily Risk Control 5% Total Return		N/A	Equity/Index	AEL 85LNZLR1WR9SYRVFCH09	03/13/2024	03/13/2025	79	267,152	3388.17		11,115		7,873		6,687			(3,242)					
S&P 500 Dividend Aristocrats Daily Risk Control 5% Excess Return		N/A	Equity/Index	AEL 85LNZLR1WR9SYRVFCH09	03/13/2024	03/13/2025	261	477,407	1826.17		10,312		7,304		4,477			(3,008)					
S&P 500 Dividend Aristocrats Daily Risk Control 5% Excess Return		N/A	Equity/Index	AEL 85LNZLR1WR9SYRVFCH09	03/13/2024	03/13/2026	50	91,465	1826.17		2,735		2,336		1,704			(399)					
Franklin Global Trends Index		N/A	Equity/Index	AEL 85LNZLR1WR9SYRVFCH09	03/13/2024	03/13/2025	332	80,836	243.18		1,892		1,340		1,310			(552)					
Invesco Dynamic Growth Index		N/A	Equity/Index	AEL 85LNZLR1WR9SYRVFCH09	03/13/2024	03/13/2025	362	928,421	2561.34		20,425		14,468		9,656			(5,957)					
Invesco Dynamic Growth Index		N/A	Equity/Index	AEL 85LNZLR1WR9SYRVFCH09	03/13/2024	03/13/2026	218	557,197	2561.34		17,050		14,564		10,223			(2,486)					
Invesco Dynamic Growth Index		N/A	Equity/Index	AEL 85LNZLR1WR9SYRVFCH09	03/14/2024	03/14/2025	41	103,277	2546.92		2,262		1,602		1,296			(660)					
Invesco Dynamic Growth Index		N/A	Equity/Index	AEL 85LNZLR1WR9SYRVFCH09	03/14/2024	03/13/2026	118	299,694	2546.92		9,141		7,808		6,161			(1,333)					
S&P 500 Index Option PTPT		N/A	Equity/Index	AEL 85LNZLR1WR9SYRVFCH09	03/14/2024	03/14/2025	527	2,715,736	5150.48		145,556		103,102		185,084			(42,454)					
S&P 500 Dividend Aristocrats Daily Risk Control 5% Excess Return		N/A	Equity/Index	AEL 85LNZLR1WR9SYRVFCH09	03/14/2024	03/14/2025	347	632,093	1819.31		13,653		9,671		6,769			(3,982)					
Blackrock Adaptive US Equity Index 7%		N/A	Equity/Index	AEL 85LNZLR1WR9SYRVFCH09	03/19/2024	03/19/2026	139	154,917	1113.39		5,964		5,095		7,272			(870)					
S&P 500 Index Option PTPT		N/A	Equity/Index	AEL 85LNZLR1WR9SYRVFCH09	03/19/2024	03/19/2025	1,092	5,656,156	5178.51		320,421		226,965		393,223			(93,456)					
S&P 500 Index Option PTPT		N/A	Equity/Index	AEL 85LNZLR1WR9SYRVFCH09	03/19/2024	03/19/2026	2	11,690	5178.51		613		524		690			(89)					
S&P 500 Dividend Aristocrats Daily Risk Control 5% Total Return		N/A	Equity/Index	AEL 85LNZLR1WR9SYRVFCH09	03/19/2024	03/19/2025	82	279,356	3389.29		12,947		9,171		8,206			(3,776)					
S&P 500 Dividend Aristocrats Daily Risk Control 5% Excess Return		N/A	Equity/Index	AEL 85LNZLR1WR9SYRVFCH09	03/19/2024	03/19/2025	729	1,331,365	1825.12		28,891		20,464		12,990			(8,426)					
S&P 500 Dividend Aristocrats Daily Risk Control 5% Excess Return		N/A	Equity/Index	AEL 85LNZLR1WR9SYRVFCH09	03/19/2024	03/19/2026	60	109,560	1825.12		3,331		2,845		2,080			(486)					
Franklin Global Trends Index		N/A	Equity/Index	AEL 85LNZLR1WR9SYRVFCH09	03/20/2024	03/20/2026	729	177,625	243.58		5,826		4,976		4,366			(850)					
Invesco Dynamic Growth Index		N/A	Equity/Index	AEL 85LNZLR1WR9SYRVFCH09	03/20/2024	03/20/2025	61	155,521	2562.81		3,406		2,413		1,616			(983)					
Invesco Dynamic Growth Index		N/A	Equity/Index	AEL 85LNZLR1WR9SYRVFCH09	03/20/2024	03/20/2026	143	367,500	2562.81		11,209		9,574		6,707			(1,635)					
S&P 500 Index Option PTPT		N/A	Equity/Index	AEL 85LNZLR1WR9SYRVFCH09	03/20/2024	03/20/2025	1,124	5,871,591	5224.62		299,830		212,380		353,002			(87,451)					

E06.96

STATEMENT AS OF JUNE 30, 2024 OF THE EAGLE LIFE INSURANCE COMPANY

SCHEDULE DB - PART A - SECTION 1

Showing all Options, Caps, Floors, Collars, Swaps and Forwards Open as of Current Statement Date

1	2	3	4	5	6	7	8	9	10	11	12	13	14	15	16	17	18	19	20	21	22	23	
Description	Description of Item(s) Hedged, Used for Income Generation or Replicated	Schedule/ Exhibit Identifier	Type(s) of Risk(s) (a)	Exchange, Counterparty or Central Clearinghouse	Trade Date	Date of Maturity or Expiration	Number of Contracts	Notional Amount	Strike Price, Rate or Index Received (Paid)	Cumulative Prior Year(s) Initial Cost of Un-discounted Premium (Received) Paid	Current Year Initial Cost of Un-discounted Premium (Received) Paid	Current Year Income	Book/ Adjusted Carrying Value	Code	Fair Value	Unrealized Valuation Increase/ (Decrease)	Total Foreign Exchange Change in B./A.C.V.	Current Year's (Amortization)/ Accretion	Adjustment to Carrying Value of Hedged Item	Potential Exposure	Credit Quality of Reference Entity	Hedge Effectiveness at Inception and at Quarter-end (b)	
S&P 500 Index Option PTPT		N/A	Equity/Index	AEL 85LNZLR1WR9SYRVFCH09	03/20/2024	03/20/2026	47	245,922	5224.62		20,131		17,195		22,204			(2,936)					
S&P 500 Dividend Aristocrats Daily Risk Control 5% Total Return		N/A	Equity/Index	AEL 85LNZLR1WR9SYRVFCH09	03/20/2024	03/20/2025	134	456,501	3396.66		19,050		13,494		11,140			(5,556)					
S&P 500 Dividend Aristocrats Daily Risk Control 5% Excess Return		N/A	Equity/Index	AEL 85LNZLR1WR9SYRVFCH09	03/20/2024	03/20/2025	37	68,139	1828.81		1,492		1,057		622			(435)					
S&P 500 Dividend Aristocrats Daily Risk Control 5% Excess Return		N/A	Equity/Index	AEL 85LNZLR1WR9SYRVFCH09	03/20/2024	03/20/2026	932	1,703,677	1828.81		51,962		44,384		31,048			(7,578)					
S&P 500 Index Option PTPT		N/A	Equity/Index	AEL 85LNZLR1WR9SYRVFCH09	03/21/2024	03/21/2025	1,083	5,674,439	5241.53		289,201		204,851		339,683			(84,350)					
S&P 500 Dividend Aristocrats Daily Risk Control 5% Excess Return		N/A	Equity/Index	AEL 85LNZLR1WR9SYRVFCH09	03/21/2024	03/21/2025	970	1,779,235	1834.7		38,467		27,248		14,535			(11,220)					
S&P 500 Dividend Aristocrats Daily Risk Control 5% Excess Return		N/A	Equity/Index	AEL 85LNZLR1WR9SYRVFCH09	03/21/2024	03/20/2026	49	89,320	1834.7		2,744		2,344		1,521			(400)					
Franklin Global Trends Index		N/A	Equity/Index	AEL 85LNZLR1WR9SYRVFCH09	03/21/2024	03/21/2025	311	75,736	243.79		1,772		1,255		1,157			(517)					
Invesco Dynamic Growth Index		N/A	Equity/Index	AEL 85LNZLR1WR9SYRVFCH09	03/21/2024	03/21/2025	130	333,926	2570.45		7,346		5,204		3,145			(2,143)					
Blackrock Adaptive US Equity Index 7%		N/A	Equity/Index	AEL 85LNZLR1WR9SYRVFCH09	03/21/2024	03/21/2025	17	19,224	1121.74		550		389		624			(160)					
Franklin Global Trends Index		N/A	Equity/Index	AEL 85LNZLR1WR9SYRVFCH09	03/22/2024	03/24/2025	1,230	299,280	243.4		7,033		4,982		4,826			(2,051)					
Invesco Dynamic Growth Index		N/A	Equity/Index	AEL 85LNZLR1WR9SYRVFCH09	03/22/2024	03/21/2025	209	537,756	2568.3		11,777		8,342		5,211			(3,435)					
Invesco Dynamic Growth Index		N/A	Equity/Index	AEL 85LNZLR1WR9SYRVFCH09	03/22/2024	03/24/2025	651	1,670,922	2568.3		36,760		26,039		16,324			(10,722)					
Invesco Dynamic Growth Index		N/A	Equity/Index	AEL 85LNZLR1WR9SYRVFCH09	03/22/2024	03/20/2026	11	28,130	2568.3		858		733		491			(125)					
Invesco Dynamic Growth Index		N/A	Equity/Index	AEL 85LNZLR1WR9SYRVFCH09	03/22/2024	03/23/2026	160	410,700	2568.3		12,567		10,735		7,193			(1,833)					
S&P 500 Index Option PTPT		N/A	Equity/Index	AEL 85LNZLR1WR9SYRVFCH09	03/22/2024	03/21/2025	2,188	11,453,470	5234.18		508,281		360,032		594,734			(148,249)					
S&P 500 Index Option PTPT		N/A	Equity/Index	AEL 85LNZLR1WR9SYRVFCH09	03/22/2024	03/24/2025	773	4,047,385	5234.18		150,232		106,414		176,458			(43,818)					
S&P 500 Dividend Aristocrats Daily Risk Control 5% Total Return		N/A	Equity/Index	AEL 85LNZLR1WR9SYRVFCH09	03/22/2024	03/21/2025	21	70,396	3400.11		3,169		2,245		1,924			(924)					
S&P 500 Dividend Aristocrats Daily Risk Control 5% Total Return		N/A	Equity/Index	AEL 85LNZLR1WR9SYRVFCH09	03/22/2024	03/24/2025	61	206,259	3400.11		8,849		6,268		5,266			(2,581)					
S&P 500 Dividend Aristocrats Daily Risk Control 5% Excess Return		N/A	Equity/Index	AEL 85LNZLR1WR9SYRVFCH09	03/22/2024	03/21/2025	1,185	2,168,051	1830.12		47,264		33,478		19,360			(13,785)					

E06.97

STATEMENT AS OF JUNE 30, 2024 OF THE EAGLE LIFE INSURANCE COMPANY

SCHEDULE DB - PART A - SECTION 1

Showing all Options, Caps, Floors, Collars, Swaps and Forwards Open as of Current Statement Date

1	2	3	4	5	6	7	8	9	10	11	12	13	14	15	16	17	18	19	20	21	22	23		
Description	Description of Item(s) Hedged, Used for Income Generation or Replicated	Schedule/ Exhibit Identifier	Type(s) of Risk(s) (a)	Exchange, Counterparty or Central Clearinghouse	Trade Date	Date of Maturity or Expiration	Number of Contracts	Notional Amount	Strike Price, Rate or Index Received (Paid)	Cumulative Prior Year(s) Initial Cost of Un-discounted Premium (Received) Paid	Current Year Initial Cost of Un-discounted Premium (Received) Paid	Current Year Income	Book/ Adjusted Carrying Value	Code	Fair Value	Unrealized Valuation Increase/ (Decrease)	Total Foreign Exchange Change in B./A.C.V.	Current Year's (Amortization)/ Accretion	Adjustment to Carrying Value of Hedged Item	Potential Exposure	Credit Quality of Reference Entity	Hedge Effectiveness at Inception and at Quarter-end (b)		
S&P 500 Dividend Aristocrats Daily Risk Control 5% Excess Return		N/A	Equity/Index	AEL 85LNZLR1WR9SYRVFCH09	03/22/2024	03/20/2026	16	28,841	1830.12		874		746		518								(127)	
S&P 500 Dividend Aristocrats Daily Risk Control 5% Excess Return		N/A	Equity/Index	AEL 85LNZLR1WR9SYRVFCH09	03/22/2024	03/23/2026	40	73,950	1830.12		2,233		1,908		1,332									(326)
S&P 500 Dividend Aristocrats Daily Risk Control 5% Excess Return		N/A	Equity/Index	AEL 85LNZLR1WR9SYRVFCH09	03/22/2024	03/24/2025	675	1,234,432	1830.12		26,911		19,062		11,135									(7,849)
S&P 500 Dividend Aristocrats Daily Risk Control 5% Excess Return		N/A	Equity/Index	AEL 85LNZLR1WR9SYRVFCH09	03/22/2024	03/24/2026	13	24,422	1830.12		740		632		440									(108)
Franklin Global Trends Index		N/A	Equity/Index	AEL 85LNZLR1WR9SYRVFCH09	03/25/2024	03/25/2025	261	63,433	243		1,484		1,051		1,076									(433)
Invesco Dynamic Growth Index		N/A	Equity/Index	AEL 85LNZLR1WR9SYRVFCH09	03/25/2024	03/25/2025	115	295,184	2566.54		6,494		4,600		2,959									(1,894)
Invesco Dynamic Growth Index		N/A	Equity/Index	AEL 85LNZLR1WR9SYRVFCH09	03/25/2024	03/25/2026	33	85,138	2566.54		2,605		2,225		1,515									(380)
Blackrock Adaptive US Equity Index 7%		N/A	Equity/Index	AEL 85LNZLR1WR9SYRVFCH09	03/25/2024	03/25/2025	151	168,667	1118.11		4,831		3,422		5,828									(1,409)
S&P 500 Index Option		N/A	Equity/Index	AEL 85LNZLR1WR9SYRVFCH09	03/25/2024	03/25/2025	969	5,056,100	5218.19		231,906		164,267		274,216									(67,639)
S&P 500 Dividend Aristocrats Daily Risk Control 5% Excess Return		N/A	Equity/Index	AEL 85LNZLR1WR9SYRVFCH09	03/25/2024	03/25/2025	750	1,368,705	1825.85		29,975		21,232		13,426									(8,743)
S&P 500 Dividend Aristocrats Daily Risk Control 5% Excess Return		N/A	Equity/Index	AEL 85LNZLR1WR9SYRVFCH09	03/25/2024	03/25/2026	57	104,850	1825.85		3,135		2,678		1,988									(457)
Invesco Dynamic Growth Index		N/A	Equity/Index	AEL 85LNZLR1WR9SYRVFCH09	03/26/2024	03/26/2026	44	112,556	2566.66		3,444		2,942		2,003									(502)
S&P 500 Index Option		N/A	Equity/Index	AEL 85LNZLR1WR9SYRVFCH09	03/26/2024	03/26/2025	1,088	5,659,002	5203.58		261,637		185,326		317,296									(76,311)
S&P 500 Dividend Aristocrats Daily Risk Control 5% Total Return		N/A	Equity/Index	AEL 85LNZLR1WR9SYRVFCH09	03/26/2024	03/26/2025	31	105,862	3394.26		4,830		3,421		3,074									(1,409)
S&P 500 Dividend Aristocrats Daily Risk Control 5% Excess Return		N/A	Equity/Index	AEL 85LNZLR1WR9SYRVFCH09	03/26/2024	03/26/2025	1,030	1,879,824	1825.87		40,980		29,028		18,491									(11,953)
S&P 500 Dividend Aristocrats Daily Risk Control 5% Excess Return		N/A	Equity/Index	AEL 85LNZLR1WR9SYRVFCH09	03/26/2024	03/26/2026	505	922,071	1825.87		28,123		24,022		17,494									(4,101)
Franklin Global Trends Index		N/A	Equity/Index	AEL 85LNZLR1WR9SYRVFCH09	03/27/2024	03/27/2025	43	10,562	244.17		247		175		156									(72)
Franklin Global Trends Index		N/A	Equity/Index	AEL 85LNZLR1WR9SYRVFCH09	03/27/2024	03/27/2026	25	6,164	244.17		202		173		145									(29)
Invesco Dynamic Growth Index		N/A	Equity/Index	AEL 85LNZLR1WR9SYRVFCH09	03/27/2024	03/27/2025	79	203,737	2581.65		4,482		3,175		1,678									(1,307)
Invesco Dynamic Growth Index		N/A	Equity/Index	AEL 85LNZLR1WR9SYRVFCH09	03/27/2024	03/27/2026	118	303,394	2581.65		9,284		7,930		4,786									(1,354)

E06.98

STATEMENT AS OF JUNE 30, 2024 OF THE EAGLE LIFE INSURANCE COMPANY

SCHEDULE DB - PART A - SECTION 1

Showing all Options, Caps, Floors, Collars, Swaps and Forwards Open as of Current Statement Date

1	2	3	4	5	6	7	8	9	10	11	12	13	14	15	16	17	18	19	20	21	22	23	
Description	Description of Item(s) Hedged, Used for Income Generation or Replicated	Schedule/ Exhibit Identifier	Type(s) of Risk(s) (a)	Exchange, Counterparty or Central Clearinghouse	Trade Date	Date of Maturity or Expiration	Number of Contracts	Notional Amount	Strike Price, Rate or Index Received (Paid)	Cumulative Prior Year(s) Initial Cost of Un-discounted Premium (Received) Paid	Current Year Initial Cost of Un-discounted Premium (Received) Paid	Current Year Income	Book/ Adjusted Carrying Value	Code	Fair Value	Unrealized Valuation Increase/ (Decrease)	Total Foreign Exchange Change in B./A.C.V.	Current Year's (Amortization)/ Accretion	Adjustment to Carrying Value of Hedged Item	Potential Exposure	Credit Quality of Reference Entity	Hedge Effectiveness at Inception and at Quarter-end (b)	
S&P 500 Index Option PTPT		N/A	Equity/Index	AEL 85LNZLR1WR9SYRVFCH09	03/27/2024	03/27/2025	799	4,195,491	5248.49		211,177		149,584		245,874			(61,593)					
S&P 500 Dividend Aristocrats Daily Risk Control 5% Excess Return		N/A	Equity/Index	AEL 85LNZLR1WR9SYRVFCH09	03/14/2024	03/13/2026	110	200,514	1819.31		5,955		5,087		4,039			(868)					
Franklin Global Trends Index		N/A	Equity/Index	AEL 85LNZLR1WR9SYRVFCH09	03/15/2024	03/14/2025	919	222,298	241.76		5,202		3,685		4,281			(1,517)					
Invesco Dynamic Growth Index		N/A	Equity/Index	AEL 85LNZLR1WR9SYRVFCH09	03/15/2024	03/14/2025	276	701,165	2545		15,356		10,877		9,013			(4,479)					
Invesco Dynamic Growth Index		N/A	Equity/Index	AEL 85LNZLR1WR9SYRVFCH09	03/15/2024	03/17/2025	120	306,268	2545		6,738		4,773		3,962			(1,965)					
Invesco Dynamic Growth Index		N/A	Equity/Index	AEL 85LNZLR1WR9SYRVFCH09	03/15/2024	03/13/2026	45	114,598	2545		3,495		2,986		2,391			(510)					
Blackrock Adaptive US Equity Index 7%		N/A	Equity/Index	AEL 85LNZLR1WR9SYRVFCH09	03/15/2024	03/14/2025	10	11,251	1105		322		228		470			(94)					
Blackrock Adaptive US Equity Index 7%		N/A	Equity/Index	AEL 85LNZLR1WR9SYRVFCH09	03/15/2024	03/13/2026	196	216,825	1105		8,367		7,147		11,108			(1,220)					
S&P 500 Index Option PTPT		N/A	Equity/Index	AEL 85LNZLR1WR9SYRVFCH09	03/15/2024	03/14/2025	1,958	10,020,122	5117.09		408,544		289,386		524,723			(119,159)					
S&P 500 Index Option PTPT		N/A	Equity/Index	AEL 85LNZLR1WR9SYRVFCH09	03/15/2024	03/17/2025	817	4,180,673	5117.09		170,105		120,491		217,933			(49,614)					
S&P 500 Index Option CLQ		N/A	Equity/Index	AEL 85LNZLR1WR9SYRVFCH09	03/15/2024	03/17/2025	1	3,845	5117.09		85		60		115			(25)					
S&P 500 Dividend Aristocrats Daily Risk Control 5% Total Return		N/A	Equity/Index	AEL 85LNZLR1WR9SYRVFCH09	03/15/2024	03/14/2025	13	44,311	3376.79		1,954		1,384		1,275			(570)					
S&P 500 Dividend Aristocrats Daily Risk Control 5% Excess Return		N/A	Equity/Index	AEL 85LNZLR1WR9SYRVFCH09	03/15/2024	03/14/2025	1,349	2,454,470	1819.49		53,262		37,727		26,198			(15,535)					
S&P 500 Dividend Aristocrats Daily Risk Control 5% Excess Return		N/A	Equity/Index	AEL 85LNZLR1WR9SYRVFCH09	03/15/2024	03/13/2026	70	126,585	1819.49		3,861		3,298		2,545			(563)					
S&P 500 Dividend Aristocrats Daily Risk Control 5% Excess Return		N/A	Equity/Index	AEL 85LNZLR1WR9SYRVFCH09	03/15/2024	03/16/2026	57	103,557	1819.49		3,148		2,689		2,088			(459)					
S&P 500 Dividend Aristocrats Daily Risk Control 5% Excess Return		N/A	Equity/Index	AEL 85LNZLR1WR9SYRVFCH09	03/15/2024	03/17/2025	519	944,913	1819.49		20,505		14,524		10,177			(5,981)					
Invesco Dynamic Growth Index		N/A	Equity/Index	AEL 85LNZLR1WR9SYRVFCH09	03/18/2024	03/18/2025	25	63,013	2541.35		1,380		977		854			(402)					
Blackrock Adaptive US Equity Index 7%		N/A	Equity/Index	AEL 85LNZLR1WR9SYRVFCH09	03/18/2024	03/18/2025	42	46,500	1109.54		1,330		942		1,822			(388)					
S&P 500 Index Option PTPT		N/A	Equity/Index	AEL 85LNZLR1WR9SYRVFCH09	03/18/2024	03/18/2025	709	3,648,610	5149.42		145,193		102,845		181,466			(42,348)					
S&P 500 Dividend Aristocrats Daily Risk Control 5% Excess Return		N/A	Equity/Index	AEL 85LNZLR1WR9SYRVFCH09	03/18/2024	03/18/2025	1,557	2,833,583	1820.04		61,772		43,755		30,302			(18,017)					
S&P 500 Dividend Aristocrats Daily Risk Control 5% Excess Return		N/A	Equity/Index	AEL 85LNZLR1WR9SYRVFCH09	03/18/2024	03/18/2026	173	314,451	1820.04		9,465		8,085		6,316			(1,380)					

E06.99

STATEMENT AS OF JUNE 30, 2024 OF THE EAGLE LIFE INSURANCE COMPANY

SCHEDULE DB - PART A - SECTION 1

Showing all Options, Caps, Floors, Collars, Swaps and Forwards Open as of Current Statement Date

1	2	3	4	5	6	7	8	9	10	11	12	13	14	15	16	17	18	19	20	21	22	23		
Description	Description of Item(s) Hedged, Used for Income Generation or Replicated	Schedule/ Exhibit Identifier	Type(s) of Risk(s) (a)	Exchange, Counterparty or Central Clearinghouse	Trade Date	Date of Maturity or Expiration	Number of Contracts	Notional Amount	Strike Price, Rate or Index Received (Paid)	Cumulative Prior Year(s) Initial Cost of Un-discounted Premium (Received) Paid	Current Year Initial Cost of Un-discounted Premium (Received) Paid	Current Year Income	Book/ Adjusted Carrying Value	Code	Fair Value	Unrealized Valuation Increase/ (Decrease)	Total Foreign Exchange Change in B./A.C.V.	Current Year's (Amortization)/ Accretion	Adjustment to Carrying Value of Hedged Item	Potential Exposure	Credit Quality of Reference Entity	Hedge Effectiveness at Inception and at Quarter-end (b)		
Franklin Global Trends Index		N/A	Equity/Index	AEL 85LNZLR1WR9SYRVFCH09	03/19/2024	03/19/2025	987	239,255	242.46		5,599		3,966		4,280			(1,633)						
Franklin Global Trends Index		N/A	Equity/Index	AEL 85LNZLR1WR9SYRVFCH09	03/19/2024	03/19/2026	745	180,750	242.46		5,929		5,064		4,849			(865)						
Invesco Dynamic Growth Index		N/A	Equity/Index	AEL 85LNZLR1WR9SYRVFCH09	03/19/2024	03/19/2025	178	454,585	2550.24		9,955		7,052		5,534			(2,904)						
Invesco Dynamic Growth Index		N/A	Equity/Index	AEL 85LNZLR1WR9SYRVFCH09	03/19/2024	03/19/2026	54	137,821	2550.24		4,204		3,591		2,775			(613)						
Blackrock Adaptive US Equity Index 7%		N/A	Equity/Index	AEL 85LNZLR1WR9SYRVFCH09	03/19/2024	03/19/2025	246	273,709	1113.39		7,828		5,545		10,119			(2,283)						
S&P 500 Index Option PTPT		N/A	Equity/Index	AEL 85LNZLR1WR9SYRVFCH09	03/27/2024	03/27/2026	4	20,906	5248.49		2,785		2,379		3,028			(406)						
S&P 500 Index Option CLO		N/A	Equity/Index	AEL 85LNZLR1WR9SYRVFCH09	03/27/2024	03/27/2025	1	3,182	5248.49		91		64		102			(26)						
S&P 500 Dividend Aristocrats Daily Risk Control 5% Total Return		N/A	Equity/Index	AEL 85LNZLR1WR9SYRVFCH09	03/27/2024	03/27/2025	170	581,029	3426.96		25,144		17,810		12,558			(7,334)						
S&P 500 Index Option PTPT		N/A	Equity/Index	AEL 85LNZLR1WR9SYRVFCH09	03/28/2024	03/28/2025	3,562	18,715,445	5254.35		871,910		617,603		1,005,035			(254,307)						
S&P 500 Index Option PTPT		N/A	Equity/Index	AEL 85LNZLR1WR9SYRVFCH09	03/28/2024	03/31/2025	988	5,193,680	5254.35		166,784		118,139		192,111			(48,645)						
S&P 500 Dividend Aristocrats Daily Risk Control 5% Total Return		N/A	Equity/Index	AEL 85LNZLR1WR9SYRVFCH09	03/28/2024	03/28/2025	84	288,526	3434.41		12,963		9,182		6,034			(3,781)						
S&P 500 Dividend Aristocrats Daily Risk Control 5% Total Return		N/A	Equity/Index	AEL 85LNZLR1WR9SYRVFCH09	03/28/2024	03/31/2025	3	9,403	3434.41		450		319		218			(131)						
S&P 500 Dividend Aristocrats Daily Risk Control 5% Excess Return		N/A	Equity/Index	AEL 85LNZLR1WR9SYRVFCH09	03/27/2024	03/27/2025	375	690,954	1843.18		15,132		10,718		4,878			(4,413)						
S&P 500 Dividend Aristocrats Daily Risk Control 5% Excess Return		N/A	Equity/Index	AEL 85LNZLR1WR9SYRVFCH09	03/27/2024	03/27/2026	99	183,038	1843.18		5,638		4,815		2,844			(822)						
Franklin Global Trends Index		N/A	Equity/Index	AEL 85LNZLR1WR9SYRVFCH09	03/28/2024	03/28/2025	1,221	298,296	244.21		6,980		4,944		4,388			(2,036)						
Invesco Dynamic Growth Index		N/A	Equity/Index	AEL 85LNZLR1WR9SYRVFCH09	03/28/2024	03/28/2025	267	689,628	2585.12		15,172		10,747		5,433			(4,425)						
Invesco Dynamic Growth Index		N/A	Equity/Index	AEL 85LNZLR1WR9SYRVFCH09	03/28/2024	03/31/2025	265	684,512	2585.12		15,059		10,667		5,442			(4,392)						
Invesco Dynamic Growth Index		N/A	Equity/Index	AEL 85LNZLR1WR9SYRVFCH09	03/28/2024	03/27/2026	4	9,846	2585.12		300		257		151			(44)						
Blackrock Adaptive US Equity Index 7%		N/A	Equity/Index	AEL 85LNZLR1WR9SYRVFCH09	03/28/2024	03/28/2025	3	3,774	1122.72		108		77		122			(32)						
S&P 500 Dividend Aristocrats Daily Risk Control 5% Excess Return		N/A	Equity/Index	AEL 85LNZLR1WR9SYRVFCH09	03/28/2024	03/28/2025	1,643	3,034,603	1846.9		66,154		46,859		19,948			(19,295)						
S&P 500 Dividend Aristocrats Daily Risk Control 5% Excess Return		N/A	Equity/Index	AEL 85LNZLR1WR9SYRVFCH09	03/28/2024	03/27/2026	65	119,499	1846.9		3,561		3,042		1,776			(519)						

E06.100

STATEMENT AS OF JUNE 30, 2024 OF THE EAGLE LIFE INSURANCE COMPANY

SCHEDULE DB - PART A - SECTION 1

Showing all Options, Caps, Floors, Collars, Swaps and Forwards Open as of Current Statement Date

1	2	3	4	5	6	7	8	9	10	11	12	13	14	15	16	17	18	19	20	21	22	23	
Description	Description of Item(s) Hedged, Used for Income Generation or Replicated	Schedule/ Exhibit Identifier	Type(s) of Risk(s) (a)	Exchange, Counterparty or Central Clearinghouse	Trade Date	Date of Maturity or Expiration	Number of Contracts	Notional Amount	Strike Price, Rate or Index Received (Paid)	Cumulative Prior Year(s) Initial Cost of Un-discounted Premium (Received) Paid	Current Year Initial Cost of Un-discounted Premium (Received) Paid	Current Year Income	Book/ Adjusted Carrying Value	Code	Fair Value	Unrealized Valuation Increase/ (Decrease)	Total Foreign Exchange Change in B./A.C.V.	Current Year's (Amortization)/ Accretion	Adjustment to Carrying Value of Hedged Item	Potential Exposure	Credit Quality of Reference Entity	Hedge Effectiveness at Inception and at Quarter-end (b)	
S&P 500 Dividend Aristocrats Daily Risk Control 5% Excess Return		N/A	Equity/Index	AEL 85LNZLR1WR9SYRVFCH09	03/28/2024	03/30/2026	15	28,246	1846.9		847		724		422			(124)					
S&P 500 Dividend Aristocrats Daily Risk Control 5% Excess Return		N/A	Equity/Index	AEL 85LNZLR1WR9SYRVFCH09	03/28/2024	03/31/2025	432	797,095	1846.9		17,377		12,308		5,303			(5,068)					
S&P 500 Dividend Aristocrats Daily Risk Control 5% Excess Return		N/A	Equity/Index	AEL 85LNZLR1WR9SYRVFCH09	03/28/2024	03/31/2026	4	6,763	1846.9		204		174		101			(30)					
UST 4.00% 02/15/34 Total Return Options		N/A	Equity/Index	AEL 85LNZLR1WR9SYRVFCH09	03/27/2024	03/28/2025	162	15,852	98		173		123		168			(51)					
S&P 500 Index Option PTP		N/A	Equity/Index	AEL 85LNZLR1WR9SYRVFCH09	04/15/2024	04/15/2025	904	4,577,520	5061.82		220,537		174,592		302,665			(45,945)					
S&P 500 Dividend Aristocrats Daily Risk Control 5% Excess Return		N/A	Equity/Index	AEL 85LNZLR1WR9SYRVFCH09	04/15/2024	04/15/2025	467	839,415	1798.35		18,131		14,354		13,913			(3,777)					
S&P 500 Dividend Aristocrats Daily Risk Control 5% Excess Return		N/A	Equity/Index	AEL 85LNZLR1WR9SYRVFCH09	04/15/2024	04/15/2026	73	130,950	1798.35		3,942		3,531		3,407			(411)					
Franklin Global Trends Index		N/A	Equity/Index	AEL 85LNZLR1WR9SYRVFCH09	04/16/2024	04/16/2025	159	38,143	239.22		893		707		1,011			(186)					
Invesco Dynamic Growth Index		N/A	Equity/Index	AEL 85LNZLR1WR9SYRVFCH09	04/16/2024	04/16/2026	217	545,082	2508.09		16,516		14,796		15,277			(1,720)					
S&P 500 Index Option PTP		N/A	Equity/Index	AEL 85LNZLR1WR9SYRVFCH09	04/16/2024	04/16/2025	750	3,789,140	5051.41		185,757		147,057		255,632			(38,699)					
S&P 500 Dividend Aristocrats Daily Risk Control 5% Excess Return		N/A	Equity/Index	AEL 85LNZLR1WR9SYRVFCH09	04/16/2024	04/16/2025	723	1,297,104	1794.07		28,147		22,283		23,023			(5,864)					
Invesco Dynamic Growth Index		N/A	Equity/Index	AEL 85LNZLR1WR9SYRVFCH09	04/17/2024	04/17/2025	434	1,088,823	2510.59		23,845		18,877		21,914			(4,968)					
Invesco Dynamic Growth Index		N/A	Equity/Index	AEL 85LNZLR1WR9SYRVFCH09	04/17/2024	04/17/2026	68	169,598	2510.59		5,156		4,619		4,673			(537)					
Blackrock Adaptive US Equity Index 7%		N/A	Equity/Index	AEL 85LNZLR1WR9SYRVFCH09	04/17/2024	04/17/2025	58	62,766	1090.16		1,801		1,426		3,298			(375)					
Blackrock Adaptive US Equity Index 7%		N/A	Equity/Index	AEL 85LNZLR1WR9SYRVFCH09	04/17/2024	04/17/2026	137	149,539	1090.16		5,802		5,198		9,024			(604)					
S&P 500 Index Option PTP		N/A	Equity/Index	AEL 85LNZLR1WR9SYRVFCH09	04/17/2024	04/17/2025	1,010	5,070,026	5022.21		271,610		215,025		382,986			(56,585)					
S&P 500 Index Option PTP		N/A	Equity/Index	AEL 85LNZLR1WR9SYRVFCH09	04/17/2024	04/17/2026	33	166,709	5022.21		15,862		14,210		20,142			(1,652)					
S&P 500 Dividend Aristocrats Daily Risk Control 5% Total Return		N/A	Equity/Index	AEL 85LNZLR1WR9SYRVFCH09	04/17/2024	04/17/2025	91	304,464	3347.91		12,805		10,137		11,078			(2,668)					
S&P 500 Dividend Aristocrats Daily Risk Control 5% Excess Return		N/A	Equity/Index	AEL 85LNZLR1WR9SYRVFCH09	04/17/2024	04/17/2025	1,428	2,562,427	1794.93		55,348		43,817		44,966			(11,531)					
S&P 500 Dividend Aristocrats Daily Risk Control 5% Excess Return		N/A	Equity/Index	AEL 85LNZLR1WR9SYRVFCH09	04/17/2024	04/17/2026	41	72,750	1794.93		2,190		1,962		1,963			(228)					

E06.101

STATEMENT AS OF JUNE 30, 2024 OF THE EAGLE LIFE INSURANCE COMPANY

SCHEDULE DB - PART A - SECTION 1

Showing all Options, Caps, Floors, Collars, Swaps and Forwards Open as of Current Statement Date

1	2	3	4	5	6	7	8	9	10	11	12	13	14	15	16	17	18	19	20	21	22	23	
Description	Description of Item(s) Hedged, Used for Income Generation or Replicated	Schedule/ Exhibit Identifier	Type(s) of Risk(s) (a)	Exchange, Counterparty or Central Clearinghouse	Trade Date	Date of Maturity or Expiration	Number of Contracts	Notional Amount	Strike Price, Rate or Index Received (Paid)	Cumulative Prior Year(s) Initial Cost of Un-discounted Premium (Received) Paid	Current Year Initial Cost of Un-discounted Premium (Received) Paid	Current Year Income	Book/ Adjusted Carrying Value	Code	Fair Value	Unrealized Valuation Increase/ (Decrease)	Total Foreign Exchange Change in B./A.C.V.	Current Year's (Amortization)/ Accretion	Adjustment to Carrying Value of Hedged Item	Potential Exposure	Credit Quality of Reference Entity	Hedge Effectiveness at Inception and at Quarter-end (b)	
Franklin Global Trends Index		N/A	Equity/Index	AEL 85LNZLR1WR9SYRVFCH09	04/18/2024	04/17/2025	1,011	241,685	238.99		5,631		4,458		6,564			(1,173)					
Invesco Dynamic Growth Index		N/A	Equity/Index	AEL 85LNZLR1WR9SYRVFCH09	04/18/2024	04/17/2025	327	820,800	2506.63		17,976		14,231		17,210			(3,745)					
Invesco Dynamic Growth Index		N/A	Equity/Index	AEL 85LNZLR1WR9SYRVFCH09	04/18/2024	04/17/2026	31	78,400	2506.63		2,376		2,128		2,221			(247)					
Blackrock Adaptive US Equity Index 7%		N/A	Equity/Index	AEL 85LNZLR1WR9SYRVFCH09	04/18/2024	04/17/2025	162	176,093	1088.71		5,036		3,987		9,429			(1,049)					
S&P 500 Index Option PTP		N/A	Equity/Index	AEL 85LNZLR1WR9SYRVFCH09	04/18/2024	04/17/2025	908	4,548,929	5011.12		261,834		207,286		371,967			(54,549)					
S&P 500 Dividend Aristocrats Daily Risk Control 5% Excess Return		N/A	Equity/Index	AEL 85LNZLR1WR9SYRVFCH09	04/18/2024	04/17/2025	503	903,475	1797.65		19,605		15,521		15,199			(4,084)					
S&P 500 Dividend Aristocrats Daily Risk Control 5% Excess Return		N/A	Equity/Index	AEL 85LNZLR1WR9SYRVFCH09	04/18/2024	04/17/2026	138	248,563	1797.65		7,531		6,747		6,523			(785)					
Franklin Global Trends Index		N/A	Equity/Index	AEL 85LNZLR1WR9SYRVFCH09	04/19/2024	04/17/2025	27	6,475	238.91		151		119		177			(31)					
Invesco Dynamic Growth Index		N/A	Equity/Index	AEL 85LNZLR1WR9SYRVFCH09	04/19/2024	04/17/2025	286	718,225	2511.85		15,729		12,452		14,267			(3,277)					
Invesco Dynamic Growth Index		N/A	Equity/Index	AEL 85LNZLR1WR9SYRVFCH09	04/19/2024	04/21/2025	102	255,440	2511.85		5,620		4,449		5,100			(1,171)					
Invesco Dynamic Growth Index		N/A	Equity/Index	AEL 85LNZLR1WR9SYRVFCH09	04/19/2024	04/17/2026	11	26,646	2511.85		807		723		728			(84)					
Blackrock Adaptive US Equity Index 7%		N/A	Equity/Index	AEL 85LNZLR1WR9SYRVFCH09	04/19/2024	04/17/2026	13	14,550	1083.4		557		499		938			(58)					
S&P 500 Index Option PTP		N/A	Equity/Index	AEL 85LNZLR1WR9SYRVFCH09	04/19/2024	04/17/2025	2,028	10,072,198	4967.23		431,536		341,633		611,472			(89,903)					
S&P 500 Index Option PTP		N/A	Equity/Index	AEL 85LNZLR1WR9SYRVFCH09	04/19/2024	04/17/2026	28	138,600	4967.23		7,249		6,494		8,716			(755)					
S&P 500 Index Option PTP		N/A	Equity/Index	AEL 85LNZLR1WR9SYRVFCH09	04/19/2024	04/21/2025	949	4,712,718	4967.23		196,702		155,723		271,818			(40,980)					
S&P 500 Dividend Aristocrats Daily Risk Control 5% Total Return		N/A	Equity/Index	AEL 85LNZLR1WR9SYRVFCH09	04/19/2024	04/17/2025	20	66,679	3364.14		3,087		2,444		2,480			(643)					
S&P 500 Index Option PTP		N/A	Equity/Index	AEL 85LNZLR1WR9SYRVFCH09	04/01/2024	04/01/2025	837	4,390,992	5243.77		183,559		145,318		211,581			(38,241)					
S&P 500 Dividend Aristocrats Daily Risk Control 5% Excess Return		N/A	Equity/Index	AEL 85LNZLR1WR9SYRVFCH09	04/01/2024	04/01/2025	842	1,548,163	1839.5		33,750		26,719		11,979			(7,031)					
S&P 500 Dividend Aristocrats Daily Risk Control 5% Excess Return		N/A	Equity/Index	AEL 85LNZLR1WR9SYRVFCH09	04/01/2024	04/01/2026	388	713,340	1839.5		21,472		19,235		11,650			(2,237)					
Franklin Global Trends Index		N/A	Equity/Index	AEL 85LNZLR1WR9SYRVFCH09	04/02/2024	04/02/2026	811	196,980	243.01		6,461		5,788		5,116			(673)					
Invesco Dynamic Growth Index		N/A	Equity/Index	AEL 85LNZLR1WR9SYRVFCH09	04/02/2024	04/02/2025	8	21,188	2559.44		464		367		237			(97)					
Invesco Dynamic Growth Index		N/A	Equity/Index	AEL 85LNZLR1WR9SYRVFCH09	04/02/2024	04/02/2026	205	525,639	2559.44		16,032		14,362		9,969			(1,670)					
S&P 500 Index Option PTP		N/A	Equity/Index	AEL 85LNZLR1WR9SYRVFCH09	04/02/2024	04/02/2025	723	3,765,845	5205.81		195,043		154,409		233,572			(40,634)					
S&P 500 Index Option PTP		N/A	Equity/Index	AEL 85LNZLR1WR9SYRVFCH09	04/02/2024	04/02/2026	19	96,579	5205.81		13,149		11,780		14,702			(1,370)					

E06.102

STATEMENT AS OF JUNE 30, 2024 OF THE EAGLE LIFE INSURANCE COMPANY

SCHEDULE DB - PART A - SECTION 1

Showing all Options, Caps, Floors, Collars, Swaps and Forwards Open as of Current Statement Date

1	2	3	4	5	6	7	8	9	10	11	12	13	14	15	16	17	18	19	20	21	22	23	
Description	Description of Item(s) Hedged, Used for Income Generation or Replicated	Schedule/ Exhibit Identifier	Type(s) of Risk(s) (a)	Exchange, Counterparty or Central Clearinghouse	Trade Date	Date of Maturity or Expiration	Number of Contracts	Notional Amount	Strike Price, Rate or Index Received (Paid)	Cumulative Prior Year(s) Initial Cost of Un-discounted Premium (Received) Paid	Current Year Initial Cost of Un-discounted Premium (Received) Paid	Current Year Income	Book/ Adjusted Carrying Value	Code	Fair Value	Unrealized Valuation Increase/ (Decrease)	Total Foreign Exchange Change in B./A.C.V.	Current Year's (Amortization)/ Accretion	Adjustment to Carrying Value of Hedged Item	Potential Exposure	Credit Quality of Reference Entity	Hedge Effectiveness at Inception and at Quarter-end (b)	
S&P 500 Index Option CLQ		N/A	Equity/Index	AEL 85LNZLR1WR9SYRVFCH09	04/02/2024	04/02/2025	38	197,332	5205.81		5,052		3,999		6,150			(1,052)					
S&P 500 Dividend Aristocrats Daily Risk Control 5% Total Return		N/A	Equity/Index	AEL 85LNZLR1WR9SYRVFCH09	04/02/2024	04/02/2025	6	19,556	3412.12		917		726		533			(191)					
S&P 500 Dividend Aristocrats Daily Risk Control 5% Excess Return		N/A	Equity/Index	AEL 85LNZLR1WR9SYRVFCH09	04/02/2024	04/02/2025	247	452,695	1833.52		9,823		7,777		3,944			(2,047)					
S&P 500 Dividend Aristocrats Daily Risk Control 5% Excess Return		N/A	Equity/Index	AEL 85LNZLR1WR9SYRVFCH09	04/02/2024	04/02/2026	438	803,751	1833.52		24,514		21,961		14,086			(2,554)					
Franklin Global Trends Index		N/A	Equity/Index	AEL 85LNZLR1WR9SYRVFCH09	04/03/2024	04/03/2025	136	33,012	243.4		772		612		543			(161)					
Invesco Dynamic Growth Index		N/A	Equity/Index	AEL 85LNZLR1WR9SYRVFCH09	04/03/2024	04/03/2025	37	95,926	2562.75		2,101		1,663		1,033			(438)					
Invesco Dynamic Growth Index		N/A	Equity/Index	AEL 85LNZLR1WR9SYRVFCH09	04/03/2024	04/02/2026	73	186,511	2562.75		5,689		5,096		3,447			(593)					
Blackrock Adaptive US Equity Index 7%		N/A	Equity/Index	AEL 85LNZLR1WR9SYRVFCH09	04/03/2024	04/03/2025	17	18,430	1116.52		527		417		659			(110)					
Blackrock Adaptive US Equity Index 7%		N/A	Equity/Index	AEL 85LNZLR1WR9SYRVFCH09	04/03/2024	04/02/2026	129	144,059	1116.52		5,546		4,969		6,579			(578)					
S&P 500 Index Option PTP		N/A	Equity/Index	AEL 85LNZLR1WR9SYRVFCH09	04/03/2024	04/03/2025	870	4,532,975	5211.49		235,712		186,606		282,523			(49,107)					
S&P 500 Index Option PTP		N/A	Equity/Index	AEL 85LNZLR1WR9SYRVFCH09	04/03/2024	04/02/2026	53	276,242	5211.49		16,317		14,618		18,183			(1,700)					
S&P 500 Index Option CLQ		N/A	Equity/Index	AEL 85LNZLR1WR9SYRVFCH09	04/03/2024	04/03/2025	1	3,648	5211.49		100		79		144			(21)					
S&P 500 Dividend Aristocrats Daily Risk Control 5% Total Return		N/A	Equity/Index	AEL 85LNZLR1WR9SYRVFCH09	04/03/2024	04/03/2025	70	236,988	3408.87		10,120		8,012		5,792			(2,108)					
S&P 500 Dividend Aristocrats Daily Risk Control 5% Excess Return		N/A	Equity/Index	AEL 85LNZLR1WR9SYRVFCH09	04/03/2024	04/03/2025	376	689,290	1831.49		14,958		11,841		6,261			(3,116)					
S&P 500 Dividend Aristocrats Daily Risk Control 5% Excess Return		N/A	Equity/Index	AEL 85LNZLR1WR9SYRVFCH09	04/03/2024	04/02/2026	22	40,583	1831.49		1,213		1,087		728			(126)					
Invesco Dynamic Growth Index		N/A	Equity/Index	AEL 85LNZLR1WR9SYRVFCH09	04/04/2024	04/04/2025	214	548,425	2559.08		12,065		9,552		6,199			(2,514)					
Invesco Dynamic Growth Index		N/A	Equity/Index	AEL 85LNZLR1WR9SYRVFCH09	04/04/2024	04/02/2026	121	308,700	2559.08		9,415		8,435		5,871			(981)					
Blackrock Adaptive US Equity Index 7%		N/A	Equity/Index	AEL 85LNZLR1WR9SYRVFCH09	04/04/2024	04/04/2025	17	18,750	1106.7		536		425		777			(112)					
S&P 500 Index Option PTP		N/A	Equity/Index	AEL 85LNZLR1WR9SYRVFCH09	04/04/2024	04/04/2025	941	4,846,019	5147.21		231,259		183,080		296,644			(48,179)					
S&P 500 Dividend Aristocrats Daily Risk Control 5% Excess Return		N/A	Equity/Index	AEL 85LNZLR1WR9SYRVFCH09	04/04/2024	04/04/2025	231	420,684	1822.58		9,171		7,260		4,516			(1,911)					
S&P 500 Dividend Aristocrats Daily Risk Control 5% Excess Return		N/A	Equity/Index	AEL 85LNZLR1WR9SYRVFCH09	04/04/2024	04/02/2026	92	166,877	1822.58		5,056		4,530		3,310			(527)					

E06.103

STATEMENT AS OF JUNE 30, 2024 OF THE EAGLE LIFE INSURANCE COMPANY

SCHEDULE DB - PART A - SECTION 1

Showing all Options, Caps, Floors, Collars, Swaps and Forwards Open as of Current Statement Date

1	2	3	4	5	6	7	8	9	10	11	12	13	14	15	16	17	18	19	20	21	22	23	
Description	Description of Item(s) Hedged, Used for Income Generation or Replicated	Schedule/ Exhibit Identifier	Type(s) of Risk(s) (a)	Exchange, Counterparty or Central Clearinghouse	Trade Date	Date of Maturity or Expiration	Number of Contracts	Notional Amount	Strike Price, Rate or Index Received (Paid)	Cumulative Prior Year(s) Initial Cost of Un-discounted Premium (Received) Paid	Current Year Initial Cost of Un-discounted Premium (Received) Paid	Current Year Income	Book/ Adjusted Carrying Value	Code	Fair Value	Unrealized Valuation Increase/ (Decrease)	Total Foreign Exchange Change in B./A.C.V.	Current Year's (Amortization)/ Accretion	Adjustment to Carrying Value of Hedged Item	Potential Exposure	Credit Quality of Reference Entity	Hedge Effectiveness at Inception and at Quarter-end (b)	
Franklin Global Trends Index		N/A	Equity/Index	AEL	85LNZLR1WR9SYRVFCH09	04/05/2024	749	182,246	243.17		4,265		3,376		3,086			(888)					
Invesco Dynamic Growth Index		N/A	Equity/Index	AEL	85LNZLR1WR9SYRVFCH09	04/05/2024	222	567,557	2557.78		12,430		9,840		6,520			(2,589)					
Blackrock Adaptive US Equity Index 7%		N/A	Equity/Index	AEL	85LNZLR1WR9SYRVFCH09	04/05/2024	166	185,509	1114.94		5,306		4,200		6,801			(1,105)					
S&P 500 Index Option		N/A	Equity/Index	AEL	85LNZLR1WR9SYRVFCH09	04/05/2024	2,394	12,461,115	5204.34		553,097		437,869		664,197			(115,229)					
PTPT		N/A	Equity/Index	AEL	85LNZLR1WR9SYRVFCH09	04/05/2024	541	2,816,171	5204.34		95,744		75,797		113,732			(19,947)					
S&P 500 Dividend Aristocrats Daily Risk Control 5% Total Return		N/A	Equity/Index	AEL	85LNZLR1WR9SYRVFCH09	04/05/2024	50	170,504	3402.67		7,876		6,235		4,911			(1,641)					
S&P 500 Dividend Aristocrats Daily Risk Control 5% Excess Return		N/A	Equity/Index	AEL	85LNZLR1WR9SYRVFCH09	04/05/2024	1,423	2,601,550	1827.61		56,454		44,692		25,480			(11,761)					
S&P 500 Dividend Aristocrats Daily Risk Control 5% Excess Return		N/A	Equity/Index	AEL	85LNZLR1WR9SYRVFCH09	04/05/2024	79	144,604	1827.61		4,309		3,860		2,711			(449)					
S&P 500 Index Option		N/A	Equity/Index	AEL	85LNZLR1WR9SYRVFCH09	04/09/2024	1,331	6,935,355	5209.91		276,428		218,839		328,521			(57,589)					
PTPT		N/A	Equity/Index	AEL	85LNZLR1WR9SYRVFCH09	04/09/2024	587	1,074,336	1831.15		23,313		18,456		10,011			(4,857)					
S&P 500 Dividend Aristocrats Daily Risk Control 5% Excess Return		N/A	Equity/Index	AEL	85LNZLR1WR9SYRVFCH09	04/09/2024	287	525,865	1831.15		15,934		14,274		9,545			(1,660)					
Franklin Global Trends Index		N/A	Equity/Index	AEL	85LNZLR1WR9SYRVFCH09	04/10/2024	1,158	279,941	241.75		6,551		5,186		5,638			(1,365)					
Invesco Dynamic Growth Index		N/A	Equity/Index	AEL	85LNZLR1WR9SYRVFCH09	04/10/2024	114	288,495	2530.68		6,318		5,002		4,624			(1,316)					
Blackrock Adaptive US Equity Index 7%		N/A	Equity/Index	AEL	85LNZLR1WR9SYRVFCH09	04/10/2024	91	100,716	1108.45		2,878		2,279		4,090			(600)					
S&P 500 Index Option		N/A	Equity/Index	AEL	85LNZLR1WR9SYRVFCH09	04/10/2024	999	5,153,731	5160.64		237,152		187,745		292,604			(49,407)					
PTPT		N/A	Equity/Index	AEL	85LNZLR1WR9SYRVFCH09	04/10/2024	601	146,272	243.47		3,423		2,710		2,376			(713)					
Franklin Global Trends Index		N/A	Equity/Index	AEL	85LNZLR1WR9SYRVFCH09	04/01/2024	60	153,384	2571.57		3,359		2,659		1,466			(700)					
Invesco Dynamic Growth Index		N/A	Equity/Index	AEL	85LNZLR1WR9SYRVFCH09	04/01/2024	25	64,026	2571.57		1,953		1,749		1,102			(203)					
Blackrock Adaptive US Equity Index 7%		N/A	Equity/Index	AEL	85LNZLR1WR9SYRVFCH09	04/01/2024	329	369,322	1120.99		10,563		8,362		12,287			(2,201)					
S&P 500 Dividend Aristocrats Daily Risk Control 5% Excess Return		N/A	Equity/Index	AEL	85LNZLR1WR9SYRVFCH09	04/05/2024	1	1,391	1827.61		41		37		26			(4)					
S&P 500 Dividend Aristocrats Daily Risk Control 5% Excess Return		N/A	Equity/Index	AEL	85LNZLR1WR9SYRVFCH09	04/05/2024	443	809,229	1827.61		17,479		13,838		7,999			(3,642)					
Franklin Global Trends Index		N/A	Equity/Index	AEL	85LNZLR1WR9SYRVFCH09	04/08/2024	155	37,855	243.61		1,238		1,109		942			(129)					

E06.104

STATEMENT AS OF JUNE 30, 2024 OF THE EAGLE LIFE INSURANCE COMPANY

SCHEDULE DB - PART A - SECTION 1

Showing all Options, Caps, Floors, Collars, Swaps and Forwards Open as of Current Statement Date

1	2	3	4	5	6	7	8	9	10	11	12	13	14	15	16	17	18	19	20	21	22	23	
Description	Description of Item(s) Hedged, Used for Income Generation or Replicated	Schedule/ Exhibit Identifier	Type(s) of Risk(s) (a)	Exchange, Counterparty or Central Clearinghouse	Trade Date	Date of Maturity or Expiration	Number of Contracts	Notional Amount	Strike Price, Rate or Index Received (Paid)	Cumulative Prior Year(s) Initial Cost of Un-discounted Premium (Received) Paid	Current Year Initial Cost of Un-discounted Premium (Received) Paid	Current Year Income	Book/ Adjusted Carrying Value	Code	Fair Value	Unrealized Valuation Increase/ (Decrease)	Total Foreign Exchange Change in B./A.C.V.	Current Year's (Amortization)/ Accretion	Adjustment to Carrying Value of Hedged Item	Potential Exposure	Credit Quality of Reference Entity	Hedge Effectiveness at Inception and at Quarter-end (b)	
S&P 500 Index Option PTPT		N/A	Equity/Index	AEL 85LNZLR1WR9SYRVFCH09	04/08/2024	04/08/2025	606	3,153,370	5202.39		176,038		139,364		211,624			(36,675)					
S&P 500 Dividend Aristocrats Daily Risk Control 5% Excess Return		N/A	Equity/Index	AEL 85LNZLR1WR9SYRVFCH09	04/08/2024	04/08/2025	232	424,419	1827.8		9,210		7,291		4,193			(1,919)					
S&P 500 Dividend Aristocrats Daily Risk Control 5% Excess Return		N/A	Equity/Index	AEL 85LNZLR1WR9SYRVFCH09	04/08/2024	04/08/2026	17	31,381	1827.8		954		855		591			(99)					
Franklin Global Trends Index		N/A	Equity/Index	AEL 85LNZLR1WR9SYRVFCH09	04/09/2024	04/09/2026	124	30,303	244.24		991		888		718			(103)					
Invesco Dynamic Growth Index		N/A	Equity/Index	AEL 85LNZLR1WR9SYRVFCH09	04/09/2024	04/09/2025	6	14,220	2559.99		311		247		161			(65)					
Invesco Dynamic Growth Index		N/A	Equity/Index	AEL 85LNZLR1WR9SYRVFCH09	04/09/2024	04/09/2026	96	244,585	2559.99		7,460		6,683		4,647			(777)					
Blackrock Adaptive US Equity Index 7%		N/A	Equity/Index	AEL 85LNZLR1WR9SYRVFCH09	04/09/2024	04/09/2026	193	215,726	1115.51		8,308		7,442		9,992			(865)					
S&P 500 Index Option PTPT		N/A	Equity/Index	AEL 85LNZLR1WR9SYRVFCH09	04/10/2024	04/10/2026	51	260,906	5160.64		20,832		18,662		23,381			(2,170)					
S&P 500 Dividend Aristocrats Daily Risk Control 5% Total Return		N/A	Equity/Index	AEL 85LNZLR1WR9SYRVFCH09	04/10/2024	04/10/2025	116	394,468	3390.75		18,037		14,279		11,884			(3,758)					
S&P 500 Index Option PTPT		N/A	Equity/Index	AEL 85LNZLR1WR9SYRVFCH09	04/12/2024	04/11/2025	2,096	10,738,173	5123.41		511,110		404,629		650,266			(106,481)					
S&P 500 Index Option PTPT		N/A	Equity/Index	AEL 85LNZLR1WR9SYRVFCH09	04/12/2024	04/10/2026	30	155,567	5123.41		6,363		5,700		7,197			(663)					
S&P 500 Index Option PTPT		N/A	Equity/Index	AEL 85LNZLR1WR9SYRVFCH09	04/12/2024	04/14/2025	700	3,584,846	5123.41		132,892		105,206		165,881			(27,686)					
S&P 500 Dividend Aristocrats Daily Risk Control 5% Excess Return		N/A	Equity/Index	AEL 85LNZLR1WR9SYRVFCH09	04/19/2024	04/17/2025	619	1,116,881	1803.09		25,577		20,248		17,240			(5,328)					
S&P 500 Dividend Aristocrats Daily Risk Control 5% Excess Return		N/A	Equity/Index	AEL 85LNZLR1WR9SYRVFCH09	04/19/2024	04/17/2026	15	26,905	1803.09		848		759		668			(88)					
S&P 500 Dividend Aristocrats Daily Risk Control 5% Excess Return		N/A	Equity/Index	AEL 85LNZLR1WR9SYRVFCH09	04/19/2024	04/20/2026	112	201,887	1803.09		2,261		2,026		5,022			(236)					
S&P 500 Dividend Aristocrats Daily Risk Control 5% Excess Return		N/A	Equity/Index	AEL 85LNZLR1WR9SYRVFCH09	04/19/2024	04/21/2025	393	709,312	1803.09		16,243		12,859		11,041			(3,384)					
Franklin Global Trends Index		N/A	Equity/Index	AEL 85LNZLR1WR9SYRVFCH09	04/22/2024	04/22/2026	47	11,331	239.55		369		331		385			(38)					
Invesco Dynamic Growth Index		N/A	Equity/Index	AEL 85LNZLR1WR9SYRVFCH09	04/22/2024	04/22/2026	12	30,625	2515.79		928		831		816			(97)					
S&P 500 Index Option PTPT		N/A	Equity/Index	AEL 85LNZLR1WR9SYRVFCH09	04/22/2024	04/22/2025	506	2,534,922	5010.6		132,847		105,170		197,863			(27,676)					
S&P 500 Dividend Aristocrats Daily Risk Control 5% Excess Return		N/A	Equity/Index	AEL 85LNZLR1WR9SYRVFCH09	04/22/2024	04/22/2025	510	922,760	1807.98		20,024		15,852		13,306			(4,172)					

E06.105

STATEMENT AS OF JUNE 30, 2024 OF THE EAGLE LIFE INSURANCE COMPANY

SCHEDULE DB - PART A - SECTION 1

Showing all Options, Caps, Floors, Collars, Swaps and Forwards Open as of Current Statement Date

1	2	3	4	5	6	7	8	9	10	11	12	13	14	15	16	17	18	19	20	21	22	23	
Description	Description of Item(s) Hedged, Used for Income Generation or Replicated	Schedule/ Exhibit Identifier	Type(s) of Risk(s) (a)	Exchange, Counterparty or Central Clearinghouse	Trade Date	Date of Maturity or Expiration	Number of Contracts	Notional Amount	Strike Price, Rate or Index Received (Paid)	Cumulative Prior Year(s) Initial Cost of Un-discounted Premium (Received) Paid	Current Year Initial Cost of Un-discounted Premium (Received) Paid	Current Year Income	Book/ Adjusted Carrying Value	Code	Fair Value	Unrealized Valuation Increase/ (Decrease)	Total Foreign Exchange Change in B./A.C.V.	Current Year's (Amortization)/ Accretion	Adjustment to Carrying Value of Hedged Item	Potential Exposure	Credit Quality of Reference Entity	Hedge Effectiveness at Inception and at Quarter-end (b)	
S&P 500 Dividend Aristocrats Daily Risk Control 5% Excess Return		N/A	Equity/Index	AEL 85LNZLR1WR9SYRVFCH09	04/22/2024	04/22/2026	251	454,688	1807.98		13,732		12,301		10,768			(1,430)					
Franklin Global Trends Index		N/A	Equity/Index	AEL 85LNZLR1WR9SYRVFCH09	04/23/2024	04/23/2025	396	95,193	240.49		2,228		1,763		2,236			(464)					
Invesco Dynamic Growth Index		N/A	Equity/Index	AEL 85LNZLR1WR9SYRVFCH09	04/23/2024	04/23/2025	170	428,107	2523.33		9,376		7,422		7,591			(1,953)					
Invesco Dynamic Growth Index		N/A	Equity/Index	AEL 85LNZLR1WR9SYRVFCH09	04/23/2024	04/23/2026	29	73,125	2523.33		2,223		1,991		1,847			(232)					
Blackrock Adaptive US Equity Index 7%		N/A	Equity/Index	AEL 85LNZLR1WR9SYRVFCH09	04/23/2024	04/23/2025	108	118,007	1096.2		3,370		2,668		5,741			(702)					
S&P 500 Index Option PTP		N/A	Equity/Index	AEL 85LNZLR1WR9SYRVFCH09	04/23/2024	04/23/2025	678	3,435,639	5070.55		184,667		146,195		261,304			(38,472)					
S&P 500 Dividend Aristocrats Daily Risk Control 5% Excess Return		N/A	Equity/Index	AEL 85LNZLR1WR9SYRVFCH09	04/23/2024	04/23/2025	491	888,855	1809.45		19,288		15,270		12,541			(4,018)					
S&P 500 Dividend Aristocrats Daily Risk Control 5% Excess Return		N/A	Equity/Index	AEL 85LNZLR1WR9SYRVFCH09	04/23/2024	04/23/2026	199	360,839	1809.45		10,861		9,730		8,422			(1,131)					
Franklin Global Trends Index		N/A	Equity/Index	AEL 85LNZLR1WR9SYRVFCH09	04/24/2024	04/24/2025	797	191,446	240.19		4,480		3,547		4,644			(933)					
Franklin Global Trends Index		N/A	Equity/Index	AEL 85LNZLR1WR9SYRVFCH09	04/24/2024	04/24/2026	99	23,857	240.19		778		697		776			(81)					
Invesco Dynamic Growth Index		N/A	Equity/Index	AEL 85LNZLR1WR9SYRVFCH09	04/24/2024	04/24/2025	30	76,747	2520.58		1,681		1,331		1,403			(350)					
Invesco Dynamic Growth Index		N/A	Equity/Index	AEL 85LNZLR1WR9SYRVFCH09	04/24/2024	04/24/2026	166	419,657	2520.58		12,716		11,391		10,819			(1,325)					
Blackrock Adaptive US Equity Index 7%		N/A	Equity/Index	AEL 85LNZLR1WR9SYRVFCH09	04/24/2024	04/24/2026	25	27,281	1095.85		1,049		939		1,559			(109)					
S&P 500 Index Option PTP		N/A	Equity/Index	AEL 85LNZLR1WR9SYRVFCH09	04/24/2024	04/24/2025	1,213	6,150,125	5071.63		316,532		250,588		432,025			(65,944)					
S&P 500 Index Option PTP		N/A	Equity/Index	AEL 85LNZLR1WR9SYRVFCH09	04/24/2024	04/24/2026	54	275,246	5071.63		25,120		22,503		31,053			(2,617)					
S&P 500 Dividend Aristocrats Daily Risk Control 5% Total Return		N/A	Equity/Index	AEL 85LNZLR1WR9SYRVFCH09	04/24/2024	04/24/2025	94	317,749	3378.86		13,734		10,873		10,117			(2,861)					
S&P 500 Dividend Aristocrats Daily Risk Control 5% Excess Return		N/A	Equity/Index	AEL 85LNZLR1WR9SYRVFCH09	04/10/2024	04/10/2025	169	307,013	1819.83		6,631		5,250		3,519			(1,382)					
S&P 500 Dividend Aristocrats Daily Risk Control 5% Excess Return		N/A	Equity/Index	AEL 85LNZLR1WR9SYRVFCH09	04/10/2024	04/10/2026	772	1,405,552	1819.83		41,885		37,522		28,979			(4,363)					
Franklin Global Trends Index		N/A	Equity/Index	AEL 85LNZLR1WR9SYRVFCH09	04/11/2024	04/11/2025	690	167,152	242.25		3,911		3,096		3,188			(815)					
Invesco Dynamic Growth Index		N/A	Equity/Index	AEL 85LNZLR1WR9SYRVFCH09	04/11/2024	04/11/2025	78	197,857	2527.9		4,333		3,430		3,277			(903)					
S&P 500 Index Option PTP		N/A	Equity/Index	AEL 85LNZLR1WR9SYRVFCH09	04/11/2024	04/11/2025	995	5,173,030	5199.06		265,081		209,856		320,392			(55,225)					

E06.106

STATEMENT AS OF JUNE 30, 2024 OF THE EAGLE LIFE INSURANCE COMPANY

SCHEDULE DB - PART A - SECTION 1

Showing all Options, Caps, Floors, Collars, Swaps and Forwards Open as of Current Statement Date

1	2	3	4	5	6	7	8	9	10	11	12	13	14	15	16	17	18	19	20	21	22	23	
Description	Description of Item(s) Hedged, Used for Income Generation or Replicated	Schedule/ Exhibit Identifier	Type(s) of Risk(s) (a)	Exchange, Counterparty or Central Clearinghouse	Trade Date	Date of Maturity or Expiration	Number of Contracts	Notional Amount	Strike Price, Rate or Index Received (Paid)	Cumulative Prior Year(s) Initial Cost of Un-discounted Premium (Received) Paid	Current Year Initial Cost of Un-discounted Premium (Received) Paid	Current Year Income	Book/ Adjusted Carrying Value	Code	Fair Value	Unrealized Valuation Increase/ (Decrease)	Total Foreign Exchange Change in B./A.C.V.	Current Year's (Amortization)/ Accretion	Adjustment to Carrying Value of Hedged Item	Potential Exposure	Credit Quality of Reference Entity	Hedge Effectiveness at Inception and at Quarter-end (b)	
S&P 500 Dividend Aristocrats Daily Risk Control 5% Total Return		N/A	Equity/Index	AEL 85LNZLR1WR9SYRVFCH09	04/11/2024	04/11/2025	7	23,292	3381.37		1,118		885		799				(233)				
S&P 500 Dividend Aristocrats Daily Risk Control 5% Excess Return		N/A	Equity/Index	AEL 85LNZLR1WR9SYRVFCH09	04/11/2024	04/11/2025	391	709,003	1814.52		15,314		12,124		8,933				(3,191)				
S&P 500 Dividend Aristocrats Daily Risk Control 5% Excess Return		N/A	Equity/Index	AEL 85LNZLR1WR9SYRVFCH09	04/11/2024	04/10/2026	2	3,874	1814.52		116		104		85				(12)				
S&P 500 Dividend Aristocrats Daily Risk Control 5% Total Return		N/A	Equity/Index	AEL 85LNZLR1WR9SYRVFCH09	04/12/2024	04/11/2025	7	23,762	3360.51		1,074		850		852				(224)				
S&P 500 Dividend Aristocrats Daily Risk Control 5% Excess Return		N/A	Equity/Index	AEL 85LNZLR1WR9SYRVFCH09	04/12/2024	04/11/2025	1,122	2,023,595	1803.05		43,912		34,764		30,861				(9,148)				
S&P 500 Dividend Aristocrats Daily Risk Control 5% Excess Return		N/A	Equity/Index	AEL 85LNZLR1WR9SYRVFCH09	04/12/2024	04/10/2026	183	330,508	1803.05		10,014		8,971		8,156				(1,043)				
S&P 500 Dividend Aristocrats Daily Risk Control 5% Excess Return		N/A	Equity/Index	AEL 85LNZLR1WR9SYRVFCH09	04/12/2024	04/13/2026	71	127,768	1803.05		3,859		3,457		3,161				(402)				
S&P 500 Dividend Aristocrats Daily Risk Control 5% Excess Return		N/A	Equity/Index	AEL 85LNZLR1WR9SYRVFCH09	04/12/2024	04/14/2025	545	982,255	1803.05		21,315		16,874		15,076				(4,441)				
S&P 500 Dividend Aristocrats Daily Risk Control 5% Excess Return		N/A	Equity/Index	AEL 85LNZLR1WR9SYRVFCH09	04/12/2024	04/14/2026	3	4,731	1803.05		143		128		117				(15)				
Franklin Global Trends Index		N/A	Equity/Index	AEL 85LNZLR1WR9SYRVFCH09	04/12/2024	04/11/2025	900	216,798	240.93		5,051		3,999		4,784				(1,052)				
Invesco Dynamic Growth Index		N/A	Equity/Index	AEL 85LNZLR1WR9SYRVFCH09	04/12/2024	04/11/2025	354	894,768	2526.56		19,595		15,513		15,042				(4,082)				
Invesco Dynamic Growth Index		N/A	Equity/Index	AEL 85LNZLR1WR9SYRVFCH09	04/12/2024	04/14/2025	21	52,735	2526.56		1,160		918		891				(242)				
Invesco Dynamic Growth Index		N/A	Equity/Index	AEL 85LNZLR1WR9SYRVFCH09	04/12/2024	04/10/2026	68	172,732	2526.56		5,251		4,704		4,227				(547)				
Invesco Dynamic Growth Index		N/A	Equity/Index	AEL 85LNZLR1WR9SYRVFCH09	04/15/2024	04/15/2025	80	201,593	2513.9		4,415		3,495		3,909				(920)				
Invesco Dynamic Growth Index		N/A	Equity/Index	AEL 85LNZLR1WR9SYRVFCH09	04/15/2024	04/15/2026	5	13,696	2513.9		415		372		368				(43)				
Blackrock Adaptive US Equity Index 7%		N/A	Equity/Index	AEL 85LNZLR1WR9SYRVFCH09	04/15/2024	04/15/2025	142	155,492	1094.79		4,447		3,521		7,674				(926)				
S&P 500 Dividend Aristocrats Daily Risk Control 5% Excess Return		N/A	Equity/Index	AEL 85LNZLR1WR9SYRVFCH09	04/24/2024	04/24/2025	809	1,464,698	1809.61		31,930		25,278		20,658				(6,652)				
S&P 500 Dividend Aristocrats Daily Risk Control 5% Excess Return		N/A	Equity/Index	AEL 85LNZLR1WR9SYRVFCH09	04/24/2024	04/24/2026	38	68,788	1809.61		2,084		1,867		1,604				(217)				

E06.107

STATEMENT AS OF JUNE 30, 2024 OF THE EAGLE LIFE INSURANCE COMPANY

SCHEDULE DB - PART A - SECTION 1

Showing all Options, Caps, Floors, Collars, Swaps and Forwards Open as of Current Statement Date

1	2	3	4	5	6	7	8	9	10	11	12	13	14	15	16	17	18	19	20	21	22	23	
Description	Description of Item(s) Hedged, Used for Income Generation or Replicated	Schedule/ Exhibit Identifier	Type(s) of Risk(s) (a)	Exchange, Counterparty or Central Clearinghouse	Trade Date	Date of Maturity or Expiration	Number of Contracts	Notional Amount	Strike Price, Rate or Index Received (Paid)	Cumulative Prior Year(s) Initial Cost of Un-discounted Premium (Received) Paid	Current Year Initial Cost of Un-discounted Premium (Received) Paid	Current Year Income	Book/ Adjusted Carrying Value	Code	Fair Value	Unrealized Valuation Increase/ (Decrease)	Total Foreign Exchange Change in B./A.C.V.	Current Year's (Amortization)/ Accretion	Adjustment to Carrying Value of Hedged Item	Potential Exposure	Credit Quality of Reference Entity	Hedge Effectiveness at Inception and at Quarter-end (b)	
Invesco Dynamic Growth Index		N/A	Equity/Index	AEL 85LNZLR1WR9SYRVFCH09	04/25/2024	04/25/2025	223	558,461	2509.31		12,230		9,682		11,501			(2,548)					
Invesco Dynamic Growth Index		N/A	Equity/Index	AEL 85LNZLR1WR9SYRVFCH09	04/25/2024	04/24/2026	6	15,763	2509.31		478		428		440			(50)					
Blackrock Adaptive US Equity Index 7%		N/A	Equity/Index	AEL 85LNZLR1WR9SYRVFCH09	04/25/2024	04/25/2025	17	18,760	1093.8		536		424		943			(112)					
S&P 500 Index Option		N/A	Equity/Index	AEL 85LNZLR1WR9SYRVFCH09	04/25/2024	04/25/2025	904	4,565,111	5048.42		249,221		197,300		352,830			(51,921)					
PTPT S&P 500 Dividend Aristocrats Daily Risk Control 5% Excess Return		N/A	Equity/Index	AEL 85LNZLR1WR9SYRVFCH09	04/25/2024	04/25/2025	459	828,936	1804.37		17,923		14,189		12,748			(3,734)					
PTPT S&P 500 Dividend Aristocrats Daily Risk Control 5% Excess Return		N/A	Equity/Index	AEL 85LNZLR1WR9SYRVFCH09	04/25/2024	04/24/2026	278	501,984	1804.37		15,328		13,731		12,365			(1,597)					
PTPT S&P 500 Index Option		N/A	Equity/Index	AEL 85LNZLR1WR9SYRVFCH09	04/26/2024	04/25/2025	1,963	10,009,775	5099.96		457,122		361,888		609,670			(95,234)					
PTPT S&P 500 Index Option		N/A	Equity/Index	AEL 85LNZLR1WR9SYRVFCH09	04/26/2024	04/28/2025	742	3,783,243	5099.96		151,390		119,851		198,036			(31,540)					
PTPT S&P 500 Dividend Aristocrats Daily Risk Control 5% Total Return		N/A	Equity/Index	AEL 85LNZLR1WR9SYRVFCH09	04/29/2024	04/29/2025	351	1,794,647	5116.17		88,643		70,175		120,541			(18,467)					
PTPT S&P 500 Dividend Aristocrats Daily Risk Control 5% Excess Return		N/A	Equity/Index	AEL 85LNZLR1WR9SYRVFCH09	04/29/2024	04/29/2025	7	23,523	3374.74		990		784		735			(206)					
PTPT S&P 500 Dividend Aristocrats Daily Risk Control 5% Excess Return		N/A	Equity/Index	AEL 85LNZLR1WR9SYRVFCH09	04/29/2024	04/29/2025	506	914,299	1806.04		19,932		15,779		13,807			(4,152)					
PTPT Franklin Global Trends Index		N/A	Equity/Index	AEL 85LNZLR1WR9SYRVFCH09	04/29/2024	04/29/2026	277	500,208	1806.04		15,206		13,622		12,162			(1,584)					
Invesco Dynamic Growth Index		N/A	Equity/Index	AEL 85LNZLR1WR9SYRVFCH09	04/29/2024	04/29/2025	6,584	1,587,698	241.16		51,759		46,367		48,290			(5,392)					
Invesco Dynamic Growth Index		N/A	Equity/Index	AEL 85LNZLR1WR9SYRVFCH09	04/29/2024	04/29/2025	35	88,870	2520.11		1,946		1,541		1,644			(405)					
Blackrock Adaptive US Equity Index 7%		N/A	Equity/Index	AEL 85LNZLR1WR9SYRVFCH09	04/29/2024	04/29/2026	1,045	2,633,610	2520.11		79,798		71,486		68,335			(8,312)					
Franklin Global Trends Index		N/A	Equity/Index	AEL 85LNZLR1WR9SYRVFCH09	04/29/2024	04/29/2025	65	71,224	1100.42		2,037		1,613		3,284			(424)					
Franklin Global Trends Index		N/A	Equity/Index	AEL 85LNZLR1WR9SYRVFCH09	04/30/2024	04/30/2025	226	54,072	239.32		1,260		997		1,441			(262)					
Franklin Global Trends Index		N/A	Equity/Index	AEL 85LNZLR1WR9SYRVFCH09	04/30/2024	04/30/2026	102	24,503	239.32		796		713		851			(83)					
Invesco Dynamic Growth Index		N/A	Equity/Index	AEL 85LNZLR1WR9SYRVFCH09	04/30/2024	04/30/2026	85	212,660	2504.82		6,444		5,772		6,143			(671)					
Blackrock Adaptive US Equity Index 7%		N/A	Equity/Index	AEL 85LNZLR1WR9SYRVFCH09	04/30/2024	04/30/2026	233	254,536	1091.55		9,749		8,733		15,208			(1,015)					
S&P 500 Index Option		N/A	Equity/Index	AEL 85LNZLR1WR9SYRVFCH09	04/30/2024	04/30/2025	671	3,377,431	5035.69		145,303		115,032		206,036			(30,271)					
PTPT S&P 500 Dividend Aristocrats Daily Risk Control 5% Excess Return		N/A	Equity/Index	AEL 85LNZLR1WR9SYRVFCH09	04/30/2024	04/30/2025	324	582,928	1798.58		12,650		10,014		9,909			(2,635)					

E06.108

STATEMENT AS OF JUNE 30, 2024 OF THE EAGLE LIFE INSURANCE COMPANY

SCHEDULE DB - PART A - SECTION 1

Showing all Options, Caps, Floors, Collars, Swaps and Forwards Open as of Current Statement Date

1	2	3	4	5	6	7	8	9	10	11	12	13	14	15	16	17	18	19	20	21	22	23	
Description	Description of Item(s) Hedged, Used for Income Generation or Replicated	Schedule/ Exhibit Identifier	Type(s) of Risk(s) (a)	Exchange, Counterparty or Central Clearinghouse	Trade Date	Date of Maturity or Expiration	Number of Contracts	Notional Amount	Strike Price, Rate or Index Received (Paid)	Cumulative Prior Year(s) Initial Cost of Un-discounted Premium (Received) Paid	Current Year Initial Cost of Un-discounted Premium (Received) Paid	Current Year Income	Book/ Adjusted Carrying Value	Code	Fair Value	Unrealized Valuation Increase/ (Decrease)	Total Foreign Exchange Change in B./A.C.V.	Current Year's (Amortization)/ Accretion	Adjustment to Carrying Value of Hedged Item	Potential Exposure	Credit Quality of Reference Entity	Hedge Effectiveness at Inception and at Quarter-end (b)	
S&P 500 Dividend Aristocrats Daily Risk Control 5% Excess Return		N/A	Equity/Index	AEL 85LNZLR1WR9SYRVFCH09	04/30/2024	04/30/2026	232	417,103	1798.58		12,597		11,284		10,957			(1,312)					
S&P 500 Index Option CLQ		N/A	Equity/Index	AEL 85LNZLR1WR9SYRVFCH09	04/26/2024	04/28/2025		227	5099.96		5		4		9			(1)					
S&P Digital		N/A	Equity/Index	AEL 85LNZLR1WR9SYRVFCH09	04/26/2024	04/25/2025		496	5099.96		5		4		6			(1)					
S&P 500 Dividend Aristocrats Daily Risk Control 5% Total Return		N/A	Equity/Index	AEL 85LNZLR1WR9SYRVFCH09	04/26/2024	04/25/2025	33	109,826	3364.77		5,141		4,070		4,086			(1,071)					
S&P 500 Dividend Aristocrats Daily Risk Control 5% Excess Return		N/A	Equity/Index	AEL 85LNZLR1WR9SYRVFCH09	04/26/2024	04/25/2025	1,311	2,361,356	1801.52		51,241		40,566		37,984			(10,675)					
S&P 500 Dividend Aristocrats Daily Risk Control 5% Excess Return		N/A	Equity/Index	AEL 85LNZLR1WR9SYRVFCH09	04/26/2024	04/24/2026	385	693,552	1801.52		20,945		18,763		17,594			(2,182)					
S&P 500 Dividend Aristocrats Daily Risk Control 5% Excess Return		N/A	Equity/Index	AEL 85LNZLR1WR9SYRVFCH09	04/26/2024	04/28/2025	658	1,185,290	1801.52		25,721		20,362		19,180			(5,358)					
Franklin Global Trends Index		N/A	Equity/Index	AEL 85LNZLR1WR9SYRVFCH09	04/26/2024	04/25/2025	1,512	363,774	240.62		8,476		6,710		8,451			(1,766)					
Franklin Global Trends Index		N/A	Equity/Index	AEL 85LNZLR1WR9SYRVFCH09	04/26/2024	04/24/2026	694	167,000	240.62		5,428		4,862		5,267			(565)					
Invesco Dynamic Growth Index		N/A	Equity/Index	AEL 85LNZLR1WR9SYRVFCH09	04/26/2024	04/25/2025	461	1,159,220	2512.49		25,387		20,098		23,106			(5,289)					
Invesco Dynamic Growth Index		N/A	Equity/Index	AEL 85LNZLR1WR9SYRVFCH09	04/26/2024	04/28/2025	107	269,881	2512.49		5,937		4,700		5,399			(1,237)					
Invesco Dynamic Growth Index		N/A	Equity/Index	AEL 85LNZLR1WR9SYRVFCH09	04/26/2024	04/24/2026	351	880,988	2512.49		26,694		23,913		24,051			(2,781)					
Blackrock Adaptive US Equity Index 7%		N/A	Equity/Index	AEL 85LNZLR1WR9SYRVFCH09	04/26/2024	04/25/2025	141	155,000	1098.74		4,424		3,502		7,294			(922)					
Blackrock Adaptive US Equity Index 7%		N/A	Equity/Index	AEL 85LNZLR1WR9SYRVFCH09	04/26/2024	04/24/2026	121	133,060	1098.74		5,107		4,575		7,385			(532)					
Franklin Global Trends Index		N/A	Equity/Index	AEL 85LNZLR1WR9SYRVFCH09	05/01/2024	05/01/2025	146	35,007	239.65		816		714		904			(102)					
Invesco Dynamic Growth Index		N/A	Equity/Index	AEL 85LNZLR1WR9SYRVFCH09	05/01/2024	05/01/2025	10	25,163	2510.56		551		482		515			(69)					
Invesco Dynamic Growth Index		N/A	Equity/Index	AEL 85LNZLR1WR9SYRVFCH09	05/01/2024	05/01/2026	155	389,550	2510.56		11,803		11,066		10,822			(738)					
S&P 500 Index Option PTP		N/A	Equity/Index	AEL 85LNZLR1WR9SYRVFCH09	05/01/2024	05/01/2025	1,058	5,310,134	5018.39		292,297		255,760		430,402			(36,537)					
S&P 500 Index Option PTP		N/A	Equity/Index	AEL 85LNZLR1WR9SYRVFCH09	05/01/2024	05/01/2026	68	341,040	5018.39		29,453		27,613		37,990			(1,841)					
S&P 500 Dividend Aristocrats Daily Risk Control 5% Total Return		N/A	Equity/Index	AEL 85LNZLR1WR9SYRVFCH09	05/01/2024	05/01/2025	98	328,514	3364.03		14,632		12,803		12,012			(1,829)					
S&P 500 Dividend Aristocrats Daily Risk Control 5% Excess Return		N/A	Equity/Index	AEL 85LNZLR1WR9SYRVFCH09	05/01/2024	05/01/2025	289	520,586	1799.76		11,349		9,930		8,707			(1,419)					
Franklin Global Trends Index		N/A	Equity/Index	AEL 85LNZLR1WR9SYRVFCH09	05/02/2024	05/01/2026	6,514	1,568,000	240.71		51,117		47,922		49,337			(3,195)					

E06.109

STATEMENT AS OF JUNE 30, 2024 OF THE EAGLE LIFE INSURANCE COMPANY

SCHEDULE DB - PART A - SECTION 1

Showing all Options, Caps, Floors, Collars, Swaps and Forwards Open as of Current Statement Date

1	2	3	4	5	6	7	8	9	10	11	12	13	14	15	16	17	18	19	20	21	22	23	
Description	Description of Item(s) Hedged, Used for Income Generation or Replicated	Schedule/ Exhibit Identifier	Type(s) of Risk(s) (a)	Exchange, Counterparty or Central Clearinghouse	Trade Date	Date of Maturity or Expiration	Number of Contracts	Notional Amount	Strike Price, Rate or Index Received (Paid)	Cumulative Prior Year(s) Initial Cost of Un-discounted Premium (Received) Paid	Current Year Initial Cost of Un-discounted Premium (Received) Paid	Current Year Income	Book/ Adjusted Carrying Value	Code	Fair Value	Unrealized Valuation Increase/ (Decrease)	Total Foreign Exchange Change in B./A.C.V.	Current Year's (Amortization)/ Accretion	Adjustment to Carrying Value of Hedged Item	Potential Exposure	Credit Quality of Reference Entity	Hedge Effectiveness at Inception and at Quarter-end (b)	
Invesco Dynamic Growth Index		N/A	Equity/Index	AEL 85LNZLR1WR9SYRVFCH09	05/02/2024	05/02/2025	158	397,573	2518.48		8,707		7,618		7,513			(1,088)					
Invesco Dynamic Growth Index		N/A	Equity/Index	AEL 85LNZLR1WR9SYRVFCH09	05/02/2024	05/01/2026	1,011	2,546,250	2518.48		77,151		72,329		66,915			(4,822)					
S&P 500 Index Option PTP		N/A	Equity/Index	AEL 85LNZLR1WR9SYRVFCH09	05/02/2024	05/02/2025	898	4,547,157	5064.2		242,660		212,328		333,495			(30,333)					
S&P 500 Dividend Aristocrats Daily Risk Control 5% Excess Return		N/A	Equity/Index	AEL 85LNZLR1WR9SYRVFCH09	05/02/2024	05/02/2025	165	297,575	1803.89		6,517		5,702		4,677			(815)					
Franklin Global Trends Index		N/A	Equity/Index	AEL 85LNZLR1WR9SYRVFCH09	05/03/2024	05/02/2025	1,319	318,625	241.61		7,424		6,496		6,731			(928)					
Invesco Dynamic Growth Index		N/A	Equity/Index	AEL 85LNZLR1WR9SYRVFCH09	05/03/2024	05/02/2025	342	864,436	2527.97		18,931		16,565		14,772			(2,366)					
Invesco Dynamic Growth Index		N/A	Equity/Index	AEL 85LNZLR1WR9SYRVFCH09	05/03/2024	05/01/2026	93	235,953	2527.97		7,173		6,725		5,795			(448)					
S&P 500 Index Option PTP		N/A	Equity/Index	AEL 85LNZLR1WR9SYRVFCH09	05/03/2024	05/02/2025	2,160	11,077,341	5127.79		445,758		390,039		582,810			(55,720)					
S&P 500 Index Option PTP		N/A	Equity/Index	AEL 85LNZLR1WR9SYRVFCH09	05/03/2024	05/05/2025	638	3,273,222	5127.79		123,078		107,694		158,673			(15,385)					
S&P 500 Dividend Aristocrats Daily Risk Control 5% Total Return		N/A	Equity/Index	AEL 85LNZLR1WR9SYRVFCH09	05/03/2024	05/02/2025	6	21,233	3378.95		988		864		757			(123)					
S&P 500 Dividend Aristocrats Daily Risk Control 5% Total Return		N/A	Equity/Index	AEL 85LNZLR1WR9SYRVFCH09	05/03/2024	05/05/2025		1,324	3378.95		62		54		47			(8)					
S&P 500 Dividend Aristocrats Daily Risk Control 5% Excess Return		N/A	Equity/Index	AEL 85LNZLR1WR9SYRVFCH09	05/03/2024	05/02/2025	1,230	2,223,243	1807.2		48,689		42,603		33,167			(6,086)					
S&P 500 Dividend Aristocrats Daily Risk Control 5% Excess Return		N/A	Equity/Index	AEL 85LNZLR1WR9SYRVFCH09	05/03/2024	05/01/2026	151	273,736	1807.2		8,431		7,904		6,587			(527)					
S&P 500 Dividend Aristocrats Daily Risk Control 5% Excess Return		N/A	Equity/Index	AEL 85LNZLR1WR9SYRVFCH09	05/03/2024	05/04/2026	1	1,698	1807.2		52		49		41			(3)					
S&P 500 Dividend Aristocrats Daily Risk Control 5% Excess Return		N/A	Equity/Index	AEL 85LNZLR1WR9SYRVFCH09	05/03/2024	05/05/2025	467	843,210	1807.2		18,382		16,084		12,658			(2,298)					
S&P 500 Dividend Aristocrats Daily Risk Control 5% Excess Return		N/A	Equity/Index	AEL 85LNZLR1WR9SYRVFCH09	05/03/2024	05/05/2026	23	40,952	1807.2		1,261		1,182		989			(79)					
Franklin Global Trends Index		N/A	Equity/Index	AEL 85LNZLR1WR9SYRVFCH09	05/06/2024	05/06/2026	7	1,578	241.92		52		48		46			(3)					
Invesco Dynamic Growth Index		N/A	Equity/Index	AEL 85LNZLR1WR9SYRVFCH09	05/06/2024	05/06/2025	241	611,595	2534.93		13,394		11,720		9,750			(1,674)					
Invesco Dynamic Growth Index		N/A	Equity/Index	AEL 85LNZLR1WR9SYRVFCH09	05/06/2024	05/06/2026	37	93,090	2534.93		2,830		2,653		2,181			(177)					
Blackrock Adaptive US Equity Index 7%		N/A	Equity/Index	AEL 85LNZLR1WR9SYRVFCH09	05/06/2024	05/06/2026	34	37,830	1105.75		1,458		1,367		1,963			(91)					

E06.110

STATEMENT AS OF JUNE 30, 2024 OF THE EAGLE LIFE INSURANCE COMPANY

SCHEDULE DB - PART A - SECTION 1

Showing all Options, Caps, Floors, Collars, Swaps and Forwards Open as of Current Statement Date

1	2	3	4	5	6	7	8	9	10	11	12	13	14	15	16	17	18	19	20	21	22	23	
Description	Description of Item(s) Hedged, Used for Income Generation or Replicated	Schedule/ Exhibit Identifier	Type(s) of Risk(s) (a)	Exchange, Counterparty or Central Clearinghouse	Trade Date	Date of Maturity or Expiration	Number of Contracts	Notional Amount	Strike Price, Rate or Index Received (Paid)	Cumulative Prior Year(s) Initial Cost of Un-discounted Premium (Received) Paid	Current Year Initial Cost of Un-discounted Premium (Received) Paid	Current Year Income	Book/ Adjusted Carrying Value	Code	Fair Value	Unrealized Valuation Increase/ (Decrease)	Total Foreign Exchange Change in B./A.C.V.	Current Year's (Amortization)/ Accretion	Adjustment to Carrying Value of Hedged Item	Potential Exposure	Credit Quality of Reference Entity	Hedge Effectiveness at Inception and at Quarter-end (b)	
S&P 500 Index Option PTP		N/A	Equity/Index	AEL 85LNZLR1WR9SYRVFCH09	.05/06/2024	.05/06/2025	377	1,955,440	5180.74		74,207		64,931		93,489			(9,276)					
S&P 500 Dividend Aristocrats Daily Risk Control 5% Excess Return		N/A	Equity/Index	AEL 85LNZLR1WR9SYRVFCH09	.05/06/2024	.05/06/2025	121	219,692	1810.11		4,789		4,191		3,156			(599)					
Franklin Global Trends Index		N/A	Equity/Index	AEL 85LNZLR1WR9SYRVFCH09	.05/07/2024	.05/07/2025	1,144	276,872	242.09		6,479		5,669		5,595			(810)					
Invesco Dynamic Growth Index		N/A	Equity/Index	AEL 85LNZLR1WR9SYRVFCH09	.05/07/2024	.05/07/2025	91	230,704	2534.28		5,052		4,421		3,710			(632)					
Blackrock Adaptive US Equity Index 7%		N/A	Equity/Index	AEL 85LNZLR1WR9SYRVFCH09	.05/07/2024	.05/07/2025	242	268,188	1106.31		7,667		6,709		11,461			(958)					
S&P 500 Index Option PTP		N/A	Equity/Index	AEL 85LNZLR1WR9SYRVFCH09	.05/07/2024	.05/07/2025	663	3,437,732	5187.7		141,506		123,818		178,122			(17,688)					
S&P 500 Dividend Aristocrats Daily Risk Control 5% Excess Return		N/A	Equity/Index	AEL 85LNZLR1WR9SYRVFCH09	.05/07/2024	.05/07/2025	457	829,126	1815.56		18,075		15,816		10,929			(2,259)					
S&P 500 Dividend Aristocrats Daily Risk Control 5% Excess Return		N/A	Equity/Index	AEL 85LNZLR1WR9SYRVFCH09	.05/07/2024	.05/07/2026	25	45,143	1815.56		1,377		1,291		1,000			(86)					
Franklin Global Trends Index		N/A	Equity/Index	AEL 85LNZLR1WR9SYRVFCH09	.05/08/2024	.05/08/2025	198	47,916	241.72		1,121		981		1,009			(140)					
Invesco Dynamic Growth Index		N/A	Equity/Index	AEL 85LNZLR1WR9SYRVFCH09	.05/08/2024	.05/08/2025	255	645,209	2533.52		14,130		12,364		10,477			(1,766)					
Invesco Dynamic Growth Index		N/A	Equity/Index	AEL 85LNZLR1WR9SYRVFCH09	.05/08/2024	.05/08/2026	3	6,860	2533.52		209		196		163			(13)					
Blackrock Adaptive US Equity Index 7%		N/A	Equity/Index	AEL 85LNZLR1WR9SYRVFCH09	.05/08/2024	.05/08/2025	47	51,875	1106.17		1,483		1,298		2,223			(185)					
S&P 500 Index Option PTP		N/A	Equity/Index	AEL 85LNZLR1WR9SYRVFCH09	.05/08/2024	.05/08/2025	1,025	5,318,801	5187.67		279,131		244,240		357,597			(34,891)					
S&P 500 Index Option PTP		N/A	Equity/Index	AEL 85LNZLR1WR9SYRVFCH09	.05/08/2024	.05/08/2026	15	78,392	5187.67		6,288		5,895		7,204			(393)					
S&P 500 Index Option CLQ		N/A	Equity/Index	AEL 85LNZLR1WR9SYRVFCH09	.05/08/2024	.05/08/2025	2	11,421	5187.67		349		306		565			(44)					
S&P 500 Dividend Aristocrats Daily Risk Control 5% Total Return		N/A	Equity/Index	AEL 85LNZLR1WR9SYRVFCH09	.05/08/2024	.05/08/2025	56	188,950	3396.13		8,415		7,363		5,889			(1,052)					
S&P 500 Dividend Aristocrats Daily Risk Control 5% Excess Return		N/A	Equity/Index	AEL 85LNZLR1WR9SYRVFCH09	.05/08/2024	.05/08/2025	406	737,718	1815.02		16,156		14,137		9,833			(2,020)					
S&P 500 Dividend Aristocrats Daily Risk Control 5% Excess Return		N/A	Equity/Index	AEL 85LNZLR1WR9SYRVFCH09	.05/08/2024	.05/08/2026	966	1,752,580	1815.02		53,278		49,949		39,098			(3,330)					
Franklin Global Trends Index		N/A	Equity/Index	AEL 85LNZLR1WR9SYRVFCH09	.05/09/2024	.05/09/2025	391	94,721	242.32		2,216		1,939		1,873			(277)					
Invesco Dynamic Growth Index		N/A	Equity/Index	AEL 85LNZLR1WR9SYRVFCH09	.05/09/2024	.05/09/2025	207	526,792	2541.93		11,537		10,095		7,811			(1,442)					
S&P 500 Index Option PTP		N/A	Equity/Index	AEL 85LNZLR1WR9SYRVFCH09	.05/09/2024	.05/09/2025	1,205	6,281,622	5214.08		323,954		283,460		401,501			(40,494)					

E06.111

STATEMENT AS OF JUNE 30, 2024 OF THE EAGLE LIFE INSURANCE COMPANY

SCHEDULE DB - PART A - SECTION 1

Showing all Options, Caps, Floors, Collars, Swaps and Forwards Open as of Current Statement Date

1	2	3	4	5	6	7	8	9	10	11	12	13	14	15	16	17	18	19	20	21	22	23	
Description	Description of Item(s) Hedged, Used for Income Generation or Replicated	Schedule/ Exhibit Identifier	Type(s) of Risk(s) (a)	Exchange, Counterparty or Central Clearinghouse	Trade Date	Date of Maturity or Expiration	Number of Contracts	Notional Amount	Strike Price, Rate or Index Received (Paid)	Cumulative Prior Year(s) Initial Cost of Un-discounted Premium (Received) Paid	Current Year Initial Cost of Un-discounted Premium (Received) Paid	Current Year Income	Book/ Adjusted Carrying Value	Code	Fair Value	Unrealized Valuation Increase/ (Decrease)	Total Foreign Exchange Change in B./A.C.V.	Current Year's (Amortization)/ Accretion	Adjustment to Carrying Value of Hedged Item	Potential Exposure	Credit Quality of Reference Entity	Hedge Effectiveness at Inception and at Quarter-end (b)	
S&P 500 Dividend Aristocrats Daily Risk Control 5% Total Return		N/A	Equity/Index	AEL 85LNZLR1WR9SYRVFCH09	05/09/2024	05/09/2025	38	129,263	3412		5,693		4,981		3,655			(712)					
S&P 500 Dividend Aristocrats Daily Risk Control 5% Excess Return		N/A	Equity/Index	AEL 85LNZLR1WR9SYRVFCH09	05/09/2024	05/09/2025	617	1,124,176	1823.22		24,507		21,444		13,112			(3,063)					
S&P 500 Dividend Aristocrats Daily Risk Control 5% Excess Return		N/A	Equity/Index	AEL 85LNZLR1WR9SYRVFCH09	05/09/2024	05/08/2026	129	234,419	1823.22		7,126		6,681		4,790			(445)					
Franklin Global Trends Index		N/A	Equity/Index	AEL 85LNZLR1WR9SYRVFCH09	05/10/2024	05/09/2025	184	44,659	242.09		1,041		910		905			(130)					
Franklin Global Trends Index		N/A	Equity/Index	AEL 85LNZLR1WR9SYRVFCH09	05/10/2024	05/08/2026	105	25,476	242.09		831		779		728			(52)					
Invesco Dynamic Growth Index		N/A	Equity/Index	AEL 85LNZLR1WR9SYRVFCH09	05/10/2024	05/09/2025	144	364,571	2538.16		7,984		6,986		5,636			(998)					
Invesco Dynamic Growth Index		N/A	Equity/Index	AEL 85LNZLR1WR9SYRVFCH09	05/10/2024	05/12/2025	26	66,814	2538.16		1,470		1,286		1,038			(184)					
Invesco Dynamic Growth Index		N/A	Equity/Index	AEL 85LNZLR1WR9SYRVFCH09	05/10/2024	05/08/2026	237	600,669	2538.16		18,260		17,119		13,766			(1,141)					
Invesco Dynamic Growth Index		N/A	Equity/Index	AEL 85LNZLR1WR9SYRVFCH09	05/10/2024	05/11/2026	10	25,934	2538.16		788		739		596			(49)					
S&P 500 Index Option		N/A	Equity/Index	AEL 85LNZLR1WR9SYRVFCH09	05/10/2024	05/09/2025	2,134	11,145,867	5222.68		455,927		398,936		555,078			(56,991)					
S&P 500 Index Option		N/A	Equity/Index	AEL 85LNZLR1WR9SYRVFCH09	05/10/2024	05/12/2025	871	4,546,827	5222.68		186,322		163,032		225,472			(23,290)					
S&P 500 Dividend Aristocrats Daily Risk Control 5% Total Return		N/A	Equity/Index	AEL 85LNZLR1WR9SYRVFCH09	05/10/2024	05/09/2025	5	18,308	3418.08		822		719		498			(103)					
S&P 500 Dividend Aristocrats Daily Risk Control 5% Total Return		N/A	Equity/Index	AEL 85LNZLR1WR9SYRVFCH09	05/10/2024	05/12/2025	9	29,737	3418.08		1,291		1,129		776			(161)					
S&P 500 Dividend Aristocrats Daily Risk Control 5% Excess Return		N/A	Equity/Index	AEL 85LNZLR1WR9SYRVFCH09	05/10/2024	05/09/2025	1,034	1,887,909	1826.2		41,345		36,177		20,936			(5,168)					
S&P 500 Dividend Aristocrats Daily Risk Control 5% Excess Return		N/A	Equity/Index	AEL 85LNZLR1WR9SYRVFCH09	05/10/2024	05/08/2026	435	793,854	1826.2		24,609		23,071		15,706			(1,538)					
S&P 500 Dividend Aristocrats Daily Risk Control 5% Excess Return		N/A	Equity/Index	AEL 85LNZLR1WR9SYRVFCH09	05/10/2024	05/12/2025	536	978,847	1826.2		21,339		18,672		10,940			(2,667)					
S&P 500 Dividend Aristocrats Daily Risk Control 5% Excess Return		N/A	Equity/Index	AEL 85LNZLR1WR9SYRVFCH09	05/10/2024	05/12/2026	15	26,626	1826.2		825		774		529			(52)					
Invesco Dynamic Growth Index		N/A	Equity/Index	AEL 85LNZLR1WR9SYRVFCH09	05/13/2024	05/13/2025	6	15,840	2539.61		347		304		243			(43)					
S&P 500 Index Option		N/A	Equity/Index	AEL 85LNZLR1WR9SYRVFCH09	05/13/2024	05/13/2025	324	1,692,625	5221.42		87,387		76,463		109,614			(10,923)					

E06.112

STATEMENT AS OF JUNE 30, 2024 OF THE EAGLE LIFE INSURANCE COMPANY

SCHEDULE DB - PART A - SECTION 1

Showing all Options, Caps, Floors, Collars, Swaps and Forwards Open as of Current Statement Date

1	2	3	4	5	6	7	8	9	10	11	12	13	14	15	16	17	18	19	20	21	22	23	
Description	Description of Item(s) Hedged, Used for Income Generation or Replicated	Schedule/ Exhibit Identifier	Type(s) of Risk(s) (a)	Exchange, Counterparty or Central Clearinghouse	Trade Date	Date of Maturity or Expiration	Number of Contracts	Notional Amount	Strike Price, Rate or Index Received (Paid)	Cumulative Prior Year(s) Initial Cost of Un-discounted Premium (Received) Paid	Current Year Initial Cost of Un-discounted Premium (Received) Paid	Current Year Income	Book/ Adjusted Carrying Value	Code	Fair Value	Unrealized Valuation Increase/ (Decrease)	Total Foreign Exchange Change in B./A.C.V.	Current Year's (Amortization)/ Accretion	Adjustment to Carrying Value of Hedged Item	Potential Exposure	Credit Quality of Reference Entity	Hedge Effectiveness at Inception and at Quarter-end (b)	
S&P 500 Dividend Aristocrats Daily Risk Control 5% Excess Return		N/A	Equity/Index	AEL 85LNZLR1WR9SYRVFCH09	05/13/2024	05/13/2025	189	344,594	1824.14		7,547		6,603		3,998			(943)					
S&P 500 Dividend Aristocrats Daily Risk Control 5% Excess Return		N/A	Equity/Index	AEL 85LNZLR1WR9SYRVFCH09	05/13/2024	05/13/2026	247	451,115	1824.14		13,759		12,899		9,173			(860)					
Franklin Global Trends Index		N/A	Equity/Index	AEL 85LNZLR1WR9SYRVFCH09	05/14/2024	05/14/2025	410	99,408	242.65		2,326		2,035		1,911			(291)					
Invesco Dynamic Growth Index		N/A	Equity/Index	AEL 85LNZLR1WR9SYRVFCH09	05/14/2024	05/14/2025	74	188,235	2546.75		4,122		3,607		2,667			(515)					
Invesco Dynamic Growth Index		N/A	Equity/Index	AEL 85LNZLR1WR9SYRVFCH09	05/14/2024	05/14/2026	51	129,850	2546.75		3,947		3,701		2,806			(247)					
Blackrock Adaptive US Equity Index 7%		N/A	Equity/Index	AEL 85LNZLR1WR9SYRVFCH09	05/14/2024	05/14/2025	63	69,856	1113.03		1,998		1,748		2,729			(250)					
S&P 500 Index Option PTP		N/A	Equity/Index	AEL 85LNZLR1WR9SYRVFCH09	05/14/2024	05/14/2025	583	3,060,589	5246.68		149,477		130,792		181,271			(18,685)					
S&P 500 Dividend Aristocrats Daily Risk Control 5% Excess Return		N/A	Equity/Index	AEL 85LNZLR1WR9SYRVFCH09	05/14/2024	05/14/2025	488	889,819	1823.68		19,366		16,945		10,428			(2,421)					
S&P 500 Dividend Aristocrats Daily Risk Control 5% Excess Return		N/A	Equity/Index	AEL 85LNZLR1WR9SYRVFCH09	05/14/2024	05/14/2026	263	479,068	1823.68		14,778		13,855		9,799			(924)					
S&P 500 Index Option PTP		N/A	Equity/Index	AEL 85LNZLR1WR9SYRVFCH09	05/15/2024	05/15/2025	747	3,964,307	5308.15		192,891		168,780		218,952			(24,111)					
S&P 500 Index Option PTP		N/A	Equity/Index	AEL 85LNZLR1WR9SYRVFCH09	05/15/2024	05/15/2026	66	349,450	5308.15		19,903		18,659		20,936			(1,244)					
S&P 500 Dividend Aristocrats Daily Risk Control 5% Total Return		N/A	Equity/Index	AEL 85LNZLR1WR9SYRVFCH09	05/15/2024	05/15/2025	59	202,475	3419.46		8,898		7,786		5,586			(1,112)					
S&P 500 Dividend Aristocrats Daily Risk Control 5% Excess Return		N/A	Equity/Index	AEL 85LNZLR1WR9SYRVFCH09	05/15/2024	05/15/2025	289	528,455	1825.55		11,837		10,358		6,017			(1,480)					
S&P 500 Dividend Aristocrats Daily Risk Control 5% Excess Return		N/A	Equity/Index	AEL 85LNZLR1WR9SYRVFCH09	05/15/2024	05/15/2026	435	794,972	1825.55		24,644		23,104		15,952			(1,540)					
S&P 500 Index Option PTP		N/A	Equity/Index	AEL 85LNZLR1WR9SYRVFCH09	05/16/2024	05/16/2025	817	4,328,767	5297.1		237,484		207,798		273,294			(29,685)					
S&P 500 Dividend Aristocrats Daily Risk Control 5% Excess Return		N/A	Equity/Index	AEL 85LNZLR1WR9SYRVFCH09	05/16/2024	05/16/2025	653	1,194,156	1828.34		26,271		22,988		13,004			(3,284)					
S&P 500 Dividend Aristocrats Daily Risk Control 5% Excess Return		N/A	Equity/Index	AEL 85LNZLR1WR9SYRVFCH09	05/16/2024	05/15/2026	228	416,373	1828.34		12,824		12,023		8,105			(802)					
Franklin Global Trends Index		N/A	Equity/Index	AEL 85LNZLR1WR9SYRVFCH09	05/16/2024	05/16/2025	1,079	262,834	243.66		6,150		5,382		4,532			(769)					
Invesco Dynamic Growth Index		N/A	Equity/Index	AEL 85LNZLR1WR9SYRVFCH09	05/16/2024	05/16/2025	398	1,013,975	2549.82		22,206		19,430		13,930			(2,776)					
Invesco Dynamic Growth Index		N/A	Equity/Index	AEL 85LNZLR1WR9SYRVFCH09	05/16/2024	05/15/2026	3	6,494	2549.82		197		185		137			(12)					

E06.113

STATEMENT AS OF JUNE 30, 2024 OF THE EAGLE LIFE INSURANCE COMPANY

SCHEDULE DB - PART A - SECTION 1

Showing all Options, Caps, Floors, Collars, Swaps and Forwards Open as of Current Statement Date

1	2	3	4	5	6	7	8	9	10	11	12	13	14	15	16	17	18	19	20	21	22	23		
Description	Description of Item(s) Hedged, Used for Income Generation or Replicated	Schedule/ Exhibit Identifier	Type(s) of Risk(s) (a)	Exchange, Counterparty or Central Clearinghouse	Trade Date	Date of Maturity or Expiration	Number of Contracts	Notional Amount	Strike Price, Rate or Index Received (Paid)	Cumulative Prior Year(s) Initial Cost of Un-discounted Premium (Received) Paid	Current Year Initial Cost of Un-discounted Premium (Received) Paid	Current Year Income	Book/ Adjusted Carrying Value	Code	Fair Value	Unrealized Valuation Increase/ (Decrease)	Total Foreign Exchange Change in B./A.C.V.	Current Year's (Amortization)/ Accretion	Adjustment to Carrying Value of Hedged Item	Potential Exposure	Credit Quality of Reference Entity	Hedge Effectiveness at Inception and at Quarter-end (b)		
Franklin Global Trends Index		N/A	Equity/Index	AEL	85LNZLR1WR9SYRVFCH09	05/17/2024	830	202,255	243.57		4,713		4,123		3,523			(589)						
Franklin Global Trends Index		N/A	Equity/Index	AEL	85LNZLR1WR9SYRVFCH09	05/17/2024	2,085	507,836	243.57		11,883		10,398		8,891			(1,485)						
Invesco Dynamic Growth Index		N/A	Equity/Index	AEL	85LNZLR1WR9SYRVFCH09	05/17/2024	873	2,222,806	2547.24		48,679		42,595		31,435			(6,085)						
Invesco Dynamic Growth Index		N/A	Equity/Index	AEL	85LNZLR1WR9SYRVFCH09	05/17/2024	347	882,897	2547.24		19,424		16,996		12,550			(2,428)						
Invesco Dynamic Growth Index		N/A	Equity/Index	AEL	85LNZLR1WR9SYRVFCH09	05/17/2024	189	481,076	2547.24		14,625		13,711		10,366			(914)						
S&P 500 Index Option		N/A	Equity/Index	AEL	85LNZLR1WR9SYRVFCH09	05/17/2024	76	194,099	2547.24		5,920		5,550		4,195			(370)						
S&P 500 Index Option		N/A	Equity/Index	AEL	85LNZLR1WR9SYRVFCH09	05/17/2024	2,172	11,519,062	5303.27		492,036		430,531		558,896			(61,504)						
S&P 500 Index Option		N/A	Equity/Index	AEL	85LNZLR1WR9SYRVFCH09	05/17/2024	902	4,782,784	5303.27		194,732		170,391		220,119			(24,342)						
S&P 500 Dividend Aristocrats Daily Risk Control 5% Total Return		N/A	Equity/Index	AEL	85LNZLR1WR9SYRVFCH09	05/17/2024	63	215,718	3430.41		10,066		8,808		6,008			(1,258)						
S&P 500 Dividend Aristocrats Daily Risk Control 5% Excess Return		N/A	Equity/Index	AEL	85LNZLR1WR9SYRVFCH09	05/17/2024	1,633	2,989,928	1830.85		65,778		57,556		31,193			(8,222)						
S&P 500 Dividend Aristocrats Daily Risk Control 5% Excess Return		N/A	Equity/Index	AEL	85LNZLR1WR9SYRVFCH09	05/17/2024	267	488,519	1830.85		15,095		14,152		9,252			(943)						
S&P 500 Dividend Aristocrats Daily Risk Control 5% Excess Return		N/A	Equity/Index	AEL	85LNZLR1WR9SYRVFCH09	05/17/2024	2	2,986	1830.85		82		86		57			(6)						
S&P 500 Dividend Aristocrats Daily Risk Control 5% Excess Return		N/A	Equity/Index	AEL	85LNZLR1WR9SYRVFCH09	05/17/2024	708	1,296,550	1830.85		28,394		24,845		13,635			(3,549)						
S&P 500 Index Option		N/A	Equity/Index	AEL	85LNZLR1WR9SYRVFCH09	05/20/2024	593	3,147,322	5308.13		112,827		98,723		126,159			(14,103)						
S&P Digital		N/A	Equity/Index	AEL	85LNZLR1WR9SYRVFCH09	05/20/2024	1	4,576	5308.13		46		41		49			(6)						
S&P 500 Dividend Aristocrats Daily Risk Control 5% Excess Return		N/A	Equity/Index	AEL	85LNZLR1WR9SYRVFCH09	05/20/2024	387	707,206	1825.34		15,413		13,486		8,182			(1,927)						
Franklin Global Trends Index		N/A	Equity/Index	AEL	85LNZLR1WR9SYRVFCH09	05/20/2024	62	15,189	243.39		497		466		397			(31)						
Invesco Dynamic Growth Index		N/A	Equity/Index	AEL	85LNZLR1WR9SYRVFCH09	05/20/2024	51	130,300	2545.63		2,854		2,497		1,889			(357)						
Blackrock Adaptive US Equity Index 7%		N/A	Equity/Index	AEL	85LNZLR1WR9SYRVFCH09	05/20/2024	40	44,339	1121.22		1,268		1,109		1,546			(158)						
Franklin Global Trends Index		N/A	Equity/Index	AEL	85LNZLR1WR9SYRVFCH09	05/21/2024	265	64,488	243.54		1,509		1,320		1,137			(189)						
Invesco Dynamic Growth Index		N/A	Equity/Index	AEL	85LNZLR1WR9SYRVFCH09	05/21/2024	143	364,243	2545.01		7,977		6,980		5,325			(997)						
Invesco Dynamic Growth Index		N/A	Equity/Index	AEL	85LNZLR1WR9SYRVFCH09	05/21/2024	137	347,820	2545.01		10,574		9,913		7,652			(661)						
Blackrock Adaptive US Equity Index 7%		N/A	Equity/Index	AEL	85LNZLR1WR9SYRVFCH09	05/21/2024	53	59,562	1122.83		1,703		1,490		2,030			(213)						

E06.114

STATEMENT AS OF JUNE 30, 2024 OF THE EAGLE LIFE INSURANCE COMPANY

SCHEDULE DB - PART A - SECTION 1

Showing all Options, Caps, Floors, Collars, Swaps and Forwards Open as of Current Statement Date

1	2	3	4	5	6	7	8	9	10	11	12	13	14	15	16	17	18	19	20	21	22	23	
Description	Description of Item(s) Hedged, Used for Income Generation or Replicated	Schedule/ Exhibit Identifier	Type(s) of Risk(s) (a)	Exchange, Counterparty or Central Clearinghouse	Trade Date	Date of Maturity or Expiration	Number of Contracts	Notional Amount	Strike Price, Rate or Index Received (Paid)	Cumulative Prior Year(s) Initial Cost of Un-discounted Premium (Received) Paid	Current Year Initial Cost of Un-discounted Premium (Received) Paid	Current Year Income	Book/ Adjusted Carrying Value	Code	Fair Value	Unrealized Valuation Increase/ (Decrease)	Total Foreign Exchange Change in B./A.C.V.	Current Year's (Amortization)/ Accretion	Adjustment to Carrying Value of Hedged Item	Potential Exposure	Credit Quality of Reference Entity	Hedge Effectiveness at Inception and at Quarter-end (b)	
S&P 500 Index Option PTPT		N/A	Equity/Index	AEL 85LNZLR1WR9SYRVFCH09	05/21/2024	05/21/2025	567	3,018,340	5321.41		136,233		119,204		151,605			(17,029)					
S&P 500 Dividend Aristocrats Daily Risk Control 5% Excess Return		N/A	Equity/Index	AEL 85LNZLR1WR9SYRVFCH09	05/21/2024	05/21/2025	282	513,989	1821.98		10,897		9,534		6,302			(1,362)					
S&P 500 Dividend Aristocrats Daily Risk Control 5% Excess Return		N/A	Equity/Index	AEL 85LNZLR1WR9SYRVFCH09	05/21/2024	05/21/2026	451	821,360	1821.98		23,491		22,023		17,227			(1,468)					
Invesco Dynamic Growth Index		N/A	Equity/Index	AEL 85LNZLR1WR9SYRVFCH09	05/22/2024	05/22/2025	237	600,378	2536.77		13,148		11,505		9,616			(1,644)					
Invesco Dynamic Growth Index		N/A	Equity/Index	AEL 85LNZLR1WR9SYRVFCH09	05/22/2024	05/22/2026	21	54,451	2536.77		1,655		1,552		1,273			(103)					
Blackrock Adaptive US Equity Index 7%		N/A	Equity/Index	AEL 85LNZLR1WR9SYRVFCH09	05/22/2024	05/22/2025	28	31,750	1120.61		908		794		1,119			(113)					
Blackrock Adaptive US Equity Index 7%		N/A	Equity/Index	AEL 85LNZLR1WR9SYRVFCH09	05/22/2024	05/22/2026	41	46,196	1120.61		1,779		1,668		2,066			(111)					
S&P 500 Index Option PTPT		N/A	Equity/Index	AEL 85LNZLR1WR9SYRVFCH09	05/22/2024	05/22/2025	1,030	5,466,702	5307.01		296,505		259,442		334,369			(37,063)					
S&P 500 Index Option PTPT		N/A	Equity/Index	AEL 85LNZLR1WR9SYRVFCH09	05/22/2024	05/22/2026	95	501,799	5307.01		38,024		35,647		39,930			(2,376)					
S&P 500 Dividend Aristocrats Daily Risk Control 5% Total Return		N/A	Equity/Index	AEL 85LNZLR1WR9SYRVFCH09	05/22/2024	05/22/2025	137	467,429	3410.49		20,338		17,796		13,666			(2,542)					
S&P 500 Dividend Aristocrats Daily Risk Control 5% Excess Return		N/A	Equity/Index	AEL 85LNZLR1WR9SYRVFCH09	05/22/2024	05/22/2025	526	957,422	1818.84		21,255		18,598		12,382			(2,657)					
S&P 500 Dividend Aristocrats Daily Risk Control 5% Excess Return		N/A	Equity/Index	AEL 85LNZLR1WR9SYRVFCH09	05/22/2024	05/22/2026	85	154,794	1818.84		4,783		4,484		3,360			(299)					
Franklin Global Trends Index		N/A	Equity/Index	AEL 85LNZLR1WR9SYRVFCH09	05/23/2024	05/23/2025	1,502	363,379	242.01		8,503		7,440		7,577			(1,063)					
Invesco Dynamic Growth Index		N/A	Equity/Index	AEL 85LNZLR1WR9SYRVFCH09	05/23/2024	05/23/2025	445	1,124,702	2525.51		24,631		21,552		20,312			(3,079)					
Invesco Dynamic Growth Index		N/A	Equity/Index	AEL 85LNZLR1WR9SYRVFCH09	05/23/2024	05/22/2026	586	1,479,511	2525.51		44,977		42,166		37,471			(2,811)					
Blackrock Adaptive US Equity Index 7%		N/A	Equity/Index	AEL 85LNZLR1WR9SYRVFCH09	05/23/2024	05/23/2025	34	37,806	1114.98		1,080		945		1,447			(135)					
S&P 500 Index Option PTPT		N/A	Equity/Index	AEL 85LNZLR1WR9SYRVFCH09	05/23/2024	05/23/2025	1,086	5,720,212	5267.84		307,800		269,325		356,493			(38,475)					
S&P 500 Dividend Aristocrats Daily Risk Control 5% Excess Return		N/A	Equity/Index	AEL 85LNZLR1WR9SYRVFCH09	05/23/2024	05/23/2025	436	785,452	1803.55		17,123		14,982		12,922			(2,140)					
S&P 500 Dividend Aristocrats Daily Risk Control 5% Excess Return		N/A	Equity/Index	AEL 85LNZLR1WR9SYRVFCH09	05/23/2024	05/22/2026	989	1,783,325	1803.55		53,856		50,490		45,338			(3,366)					
Franklin Global Trends Index		N/A	Equity/Index	AEL 85LNZLR1WR9SYRVFCH09	05/24/2024	05/23/2025	2,771	671,736	242.42		15,651		13,695		13,413			(1,956)					
Franklin Global Trends Index		N/A	Equity/Index	AEL 85LNZLR1WR9SYRVFCH09	05/24/2024	05/22/2026	898	217,765	242.42		7,099		6,655		6,124			(444)					
Invesco Dynamic Growth Index		N/A	Equity/Index	AEL 85LNZLR1WR9SYRVFCH09	05/24/2024	05/23/2025	711	1,800,402	2531.42		39,429		34,500		30,568			(4,929)					

E06.115

STATEMENT AS OF JUNE 30, 2024 OF THE EAGLE LIFE INSURANCE COMPANY

SCHEDULE DB - PART A - SECTION 1

Showing all Options, Caps, Floors, Collars, Swaps and Forwards Open as of Current Statement Date

1	2	3	4	5	6	7	8	9	10	11	12	13	14	15	16	17	18	19	20	21	22	23	
Description	Description of Item(s) Hedged, Used for Income Generation or Replicated	Schedule/ Exhibit Identifier	Type(s) of Risk(s) (a)	Exchange, Counterparty or Central Clearinghouse	Trade Date	Date of Maturity or Expiration	Number of Contracts	Notional Amount	Strike Price, Rate or Index Received (Paid)	Cumulative Prior Year(s) Initial Cost of Un-discounted Premium (Received) Paid	Current Year Initial Cost of Un-discounted Premium (Received) Paid	Current Year Income	Book/ Adjusted Carrying Value	Code	Fair Value	Unrealized Valuation Increase/ (Decrease)	Total Foreign Exchange Change in B./A.C.V.	Current Year's (Amortization)/ Accretion	Adjustment to Carrying Value of Hedged Item	Potential Exposure	Credit Quality of Reference Entity	Hedge Effectiveness at Inception and at Quarter-end (b)	
Invesco Dynamic Growth Index		N/A	Equity/Index	AEL 85LNZLR1WR9SYRVFCH09	05/24/2024	05/22/2026	92	233,079	2531.42		7,062		6,621		5,661			(441)					
Invesco Dynamic Growth Index		N/A	Equity/Index	AEL 85LNZLR1WR9SYRVFCH09	05/24/2024	05/26/2026	66	168,236	2531.42		5,114		4,795		4,096			(320)					
Invesco Dynamic Growth Index		N/A	Equity/Index	AEL 85LNZLR1WR9SYRVFCH09	05/24/2024	05/27/2026	256	647,475	2531.42		19,683		18,453		15,775			(1,230)					
S&P 500 Index Option PTPT		N/A	Equity/Index	AEL 85LNZLR1WR9SYRVFCH09	05/24/2024	05/23/2025	3,732	19,796,646	5304.72		863,738		755,771		964,637			(107,967)					
S&P 500 Index Option PTPT		N/A	Equity/Index	AEL 85LNZLR1WR9SYRVFCH09	05/24/2024	05/27/2025	263	1,397,549	5304.72		42,666		37,333		46,726			(5,333)					
S&P 500 Index Option CLQ		N/A	Equity/Index	AEL 85LNZLR1WR9SYRVFCH09	05/24/2024	05/26/2025	5	25,473	5304.72		838		733		990			(105)					
S&P 500 Dividend Aristocrats Daily Risk Control 5% Total Return		N/A	Equity/Index	AEL 85LNZLR1WR9SYRVFCH09	05/24/2024	05/23/2025	103	350,466	3387.19		15,035		13,156		11,559			(1,879)					
S&P 500 Dividend Aristocrats Daily Risk Control 5% Total Return		N/A	Equity/Index	AEL 85LNZLR1WR9SYRVFCH09	05/24/2024	05/27/2025	2	6,709	3387.19		280		245		214			(35)					
S&P 500 Dividend Aristocrats Daily Risk Control 5% Excess Return		N/A	Equity/Index	AEL 85LNZLR1WR9SYRVFCH09	05/24/2024	05/23/2025	2,224	4,016,844	1805.86		87,567		76,621		63,811			(10,946)					
S&P 500 Dividend Aristocrats Daily Risk Control 5% Excess Return		N/A	Equity/Index	AEL 85LNZLR1WR9SYRVFCH09	05/24/2024	05/22/2026	65	117,518	1805.86		3,573		3,349		2,918			(223)					
S&P 500 Dividend Aristocrats Daily Risk Control 5% Excess Return		N/A	Equity/Index	AEL 85LNZLR1WR9SYRVFCH09	05/24/2024	05/26/2026	11	20,167	1805.86		619		580		502			(39)					
S&P 500 Dividend Aristocrats Daily Risk Control 5% Excess Return		N/A	Equity/Index	AEL 85LNZLR1WR9SYRVFCH09	05/24/2024	05/27/2025	247	445,919	1805.86		9,855		8,623		7,138			(1,232)					
S&P 500 Index Option PTPT		N/A	Equity/Index	AEL 85LNZLR1WR9SYRVFCH09	05/28/2024	05/28/2025	388	2,057,527	5306.04		93,164		81,518		104,521			(11,645)					
S&P 500 Dividend Aristocrats Daily Risk Control 5% Excess Return		N/A	Equity/Index	AEL 85LNZLR1WR9SYRVFCH09	05/28/2024	05/28/2025	343	615,807	1793.48		13,609		11,908		11,848			(1,701)					
Blackrock Adaptive US Equity Index 7%		N/A	Equity/Index	AEL 85LNZLR1WR9SYRVFCH09	05/29/2024	05/29/2025	89	99,599	1114.46		2,849		2,492		3,860			(356)					
Blackrock Adaptive US Equity Index 7%		N/A	Equity/Index	AEL 85LNZLR1WR9SYRVFCH09	05/29/2024	05/29/2026	53	59,592	1114.46		2,282		2,140		2,852			(143)					
S&P 500 Index Option PTPT		N/A	Equity/Index	AEL 85LNZLR1WR9SYRVFCH09	05/29/2024	05/29/2025	590	3,107,729	5266.95		139,578		122,131		163,498			(17,447)					
S&P 500 Index Option PTPT		N/A	Equity/Index	AEL 85LNZLR1WR9SYRVFCH09	05/29/2024	05/29/2026	107	564,246	5266.95		41,967		39,344		44,434			(2,623)					
S&P 500 Index Option CLQ		N/A	Equity/Index	AEL 85LNZLR1WR9SYRVFCH09	05/29/2024	05/29/2025	1	5,706	5266.95		177		155		228			(22)					
S&P 500 Dividend Aristocrats Daily Risk Control 5% Total Return		N/A	Equity/Index	AEL 85LNZLR1WR9SYRVFCH09	05/29/2024	05/29/2025	39	130,782	3346.63		5,569		4,873		5,461			(696)					

STATEMENT AS OF JUNE 30, 2024 OF THE EAGLE LIFE INSURANCE COMPANY

SCHEDULE DB - PART A - SECTION 1

Showing all Options, Caps, Floors, Collars, Swaps and Forwards Open as of Current Statement Date

1	2	3	4	5	6	7	8	9	10	11	12	13	14	15	16	17	18	19	20	21	22	23	
Description	Description of Item(s) Hedged, Used for Income Generation or Replicated	Schedule/ Exhibit Identifier	Type(s) of Risk(s) (a)	Exchange, Counterparty or Central Clearinghouse	Trade Date	Date of Maturity or Expiration	Number of Contracts	Notional Amount	Strike Price, Rate or Index Received (Paid)	Cumulative Prior Year(s) Initial Cost of Un-discounted Premium (Received) Paid	Current Year Initial Cost of Un-discounted Premium (Received) Paid	Current Year Income	Book/ Adjusted Carrying Value	Code	Fair Value	Unrealized Valuation Increase/ (Decrease)	Total Foreign Exchange Change in B./A.C.V.	Current Year's (Amortization)/ Accretion	Adjustment to Carrying Value of Hedged Item	Potential Exposure	Credit Quality of Reference Entity	Hedge Effectiveness at Inception and at Quarter-end (b)	
S&P 500 Dividend Aristocrats Daily Risk Control 5% Excess Return		N/A	Equity/Index	AEL 85LNZLR1WR9SYRVFCH09	05/29/2024	05/29/2025	274	487,710	1782.88		10,632		9,303		10,895			(1,329)					
S&P 500 Dividend Aristocrats Daily Risk Control 5% Excess Return		N/A	Equity/Index	AEL 85LNZLR1WR9SYRVFCH09	05/29/2024	05/29/2026	156	278,582	1782.88		8,580		8,044		8,716			(536)					
Franklin Global Trends Index		N/A	Equity/Index	AEL 85LNZLR1WR9SYRVFCH09	05/30/2024	05/30/2025	195	47,025	241.23		1,100		963		1,072			(138)					
Invesco Dynamic Growth Index		N/A	Equity/Index	AEL 85LNZLR1WR9SYRVFCH09	05/30/2024	05/30/2025	204	515,596	2523.67		11,292		9,880		9,575			(1,411)					
Invesco Dynamic Growth Index		N/A	Equity/Index	AEL 85LNZLR1WR9SYRVFCH09	05/30/2024	05/29/2026	39	98,848	2523.67		3,005		2,817		2,547			(188)					
S&P 500 Index Option PTP		N/A	Equity/Index	AEL 85LNZLR1WR9SYRVFCH09	05/30/2024	05/30/2025	1,219	6,382,121	5235.48		295,222		258,319		360,474			(36,903)					
S&P 500 Dividend Aristocrats Daily Risk Control 5% Total Return		N/A	Equity/Index	AEL 85LNZLR1WR9SYRVFCH09	05/30/2024	05/30/2025	123	414,462	3357.12		18,679		16,344		17,445			(2,335)					
S&P 500 Dividend Aristocrats Daily Risk Control 5% Excess Return		N/A	Equity/Index	AEL 85LNZLR1WR9SYRVFCH09	05/30/2024	05/30/2025	487	871,210	1788.2		19,147		16,753		18,114			(2,393)					
S&P 500 Dividend Aristocrats Daily Risk Control 5% Excess Return		N/A	Equity/Index	AEL 85LNZLR1WR9SYRVFCH09	05/30/2024	05/29/2026	337	601,904	1788.2		18,699		17,530		17,899			(1,169)					
Franklin Global Trends Index		N/A	Equity/Index	AEL 85LNZLR1WR9SYRVFCH09	05/31/2024	05/30/2025	2,646	639,949	241.89		14,911		13,047		13,642			(1,864)					
Invesco Dynamic Growth Index		N/A	Equity/Index	AEL 85LNZLR1WR9SYRVFCH09	05/31/2024	05/30/2025	342	867,390	2534.14		18,996		16,621		14,454			(2,374)					
Invesco Dynamic Growth Index		N/A	Equity/Index	AEL 85LNZLR1WR9SYRVFCH09	05/31/2024	06/02/2025	88	223,853	2534.14		4,925		4,309		3,746			(616)					
Invesco Dynamic Growth Index		N/A	Equity/Index	AEL 85LNZLR1WR9SYRVFCH09	05/31/2024	05/29/2026	24	60,104	2534.14		1,827		1,713		1,438			(114)					
Invesco Dynamic Growth Index		N/A	Equity/Index	AEL 85LNZLR1WR9SYRVFCH09	05/31/2024	06/01/2026	41	102,991	2534.14		3,131		2,935		2,469			(196)					
Blackrock Adaptive US Equity Index 7%		N/A	Equity/Index	AEL 85LNZLR1WR9SYRVFCH09	05/31/2024	05/30/2025	35	38,750	1115.9		1,104		966		1,473			(138)					
S&P 500 Index Option PTP		N/A	Equity/Index	AEL 85LNZLR1WR9SYRVFCH09	05/31/2024	05/30/2025	2,489	13,135,785	5277.51		649,779		568,557		745,697			(81,222)					
S&P 500 Index Option PTP		N/A	Equity/Index	AEL 85LNZLR1WR9SYRVFCH09	05/31/2024	06/02/2025	686	3,620,804	5277.51		126,838		110,983		143,153			(15,855)					
S&P 500 Dividend Aristocrats Daily Risk Control 5% Total Return		N/A	Equity/Index	AEL 85LNZLR1WR9SYRVFCH09	05/31/2024	05/30/2025	61	205,227	3388.27		9,641		8,435		7,662			(1,205)					
S&P 500 Dividend Aristocrats Daily Risk Control 5% Total Return		N/A	Equity/Index	AEL 85LNZLR1WR9SYRVFCH09	05/31/2024	06/02/2025	1	2,985	3388.27		124		108		96			(15)					
S&P 500 Dividend Aristocrats Daily Risk Control 5% Excess Return		N/A	Equity/Index	AEL 85LNZLR1WR9SYRVFCH09	05/31/2024	05/30/2025	748	1,350,262	1804.52		29,976		26,229		22,177			(3,747)					

E06.117

STATEMENT AS OF JUNE 30, 2024 OF THE EAGLE LIFE INSURANCE COMPANY

SCHEDULE DB - PART A - SECTION 1

Showing all Options, Caps, Floors, Collars, Swaps and Forwards Open as of Current Statement Date

1	2	3	4	5	6	7	8	9	10	11	12	13	14	15	16	17	18	19	20	21	22	23	
Description	Description of Item(s) Hedged, Used for Income Generation or Replicated	Schedule/ Exhibit Identifier	Type(s) of Risk(s) (a)	Exchange, Counterparty or Central Clearinghouse	Trade Date	Date of Maturity or Expiration	Number of Contracts	Notional Amount	Strike Price, Rate or Index Received (Paid)	Cumulative Prior Year(s) Initial Cost of Un-discounted Premium (Received) Paid	Current Year Initial Cost of Un-discounted Premium (Received) Paid	Current Year Income	Book/ Adjusted Carrying Value	Code	Fair Value	Unrealized Valuation Increase/ (Decrease)	Total Foreign Exchange Change in B./A.C.V.	Current Year's (Amortization)/ Accretion	Adjustment to Carrying Value of Hedged Item	Potential Exposure	Credit Quality of Reference Entity	Hedge Effectiveness at Inception and at Quarter-end (b)	
S&P 500 Dividend Aristocrats Daily Risk Control 5% Excess Return		N/A	Equity/Index	AEL 85LNZLR1WR9SYRVFCH09	05/31/2024	05/29/2026	207	374,395	1804.52		11,719		10,986		9,479				(732)				
S&P 500 Dividend Aristocrats Daily Risk Control 5% Excess Return		N/A	Equity/Index	AEL 85LNZLR1WR9SYRVFCH09	05/31/2024	06/01/2026	130	234,155	1804.52		7,329		6,871		5,943				(458)				
S&P 500 Dividend Aristocrats Daily Risk Control 5% Excess Return		N/A	Equity/Index	AEL 85LNZLR1WR9SYRVFCH09	05/31/2024	06/02/2025	411	741,046	1804.52		16,451		14,395		12,238				(2,056)				
S&P 500 Dividend Aristocrats Daily Risk Control 5% Excess Return		N/A	Equity/Index	AEL 85LNZLR1WR9SYRVFCH09	05/31/2024	06/02/2026	96	174,017	1804.52		5,447		5,106		4,420				(340)				
Franklin Global Trends Index		N/A	Equity/Index	AEL 85LNZLR1WR9SYRVFCH09	06/03/2024	06/03/2026	106	25,611	242.74		837		820		709				(17)				
Invesco Dynamic Growth Index		N/A	Equity/Index	AEL 85LNZLR1WR9SYRVFCH09	06/03/2024	06/03/2025	12	30,240	2536.06		662		635		497				(28)				
Invesco Dynamic Growth Index		N/A	Equity/Index	AEL 85LNZLR1WR9SYRVFCH09	06/03/2024	06/03/2026	36	90,895	2536.06		2,763		2,706		2,152				(58)				
S&P 500 Index Option PTP		N/A	Equity/Index	AEL 85LNZLR1WR9SYRVFCH09	06/03/2024	06/03/2025	670	3,537,572	5283.4		157,214		150,663		180,239				(6,551)				
S&P 500 Dividend Aristocrats Daily Risk Control 5% Excess Return		N/A	Equity/Index	AEL 85LNZLR1WR9SYRVFCH09	06/03/2024	06/03/2025	302	543,283	1799.88		11,844		11,350		9,624				(493)				
S&P 500 Dividend Aristocrats Daily Risk Control 5% Excess Return		N/A	Equity/Index	AEL 85LNZLR1WR9SYRVFCH09	06/03/2024	06/03/2026	43	77,255	1799.88		2,410		2,360		2,057				(50)				
S&P 500 Index Option PTP		N/A	Equity/Index	AEL 85LNZLR1WR9SYRVFCH09	06/04/2024	06/04/2025	334	1,765,282	5291.34		85,366		81,810		98,885				(3,557)				
S&P 500 Dividend Aristocrats Daily Risk Control 5% Excess Return		N/A	Equity/Index	AEL 85LNZLR1WR9SYRVFCH09	06/04/2024	06/04/2025	264	474,726	1798.7		10,442		10,007		8,569				(435)				
Invesco Dynamic Growth Index		N/A	Equity/Index	AEL 85LNZLR1WR9SYRVFCH09	06/05/2024	06/05/2025	22	54,821	2539.33		1,201		1,151		872				(50)				
Invesco Dynamic Growth Index		N/A	Equity/Index	AEL 85LNZLR1WR9SYRVFCH09	06/05/2024	06/05/2026	158	400,198	2539.33		12,206		11,952		9,269				(254)				
S&P 500 Index Option PTP		N/A	Equity/Index	AEL 85LNZLR1WR9SYRVFCH09	06/05/2024	06/05/2025	986	5,277,278	5354.03		255,392		244,751		274,954				(10,641)				
S&P 500 Index Option PTP		N/A	Equity/Index	AEL 85LNZLR1WR9SYRVFCH09	06/05/2024	06/05/2026	50	266,358	5354.03		16,555		16,210		16,965				(345)				
S&P 500 Dividend Aristocrats Daily Risk Control 5% Total Return		N/A	Equity/Index	AEL 85LNZLR1WR9SYRVFCH09	06/05/2024	06/05/2025	123	417,417	3380.94		17,851		17,107		15,045				(744)				
S&P 500 Dividend Aristocrats Daily Risk Control 5% Excess Return		N/A	Equity/Index	AEL 85LNZLR1WR9SYRVFCH09	06/05/2024	06/05/2025	682	1,227,922	1799.24		26,891		25,771		22,029				(1,120)				
S&P 500 Dividend Aristocrats Daily Risk Control 5% Excess Return		N/A	Equity/Index	AEL 85LNZLR1WR9SYRVFCH09	06/05/2024	06/05/2026	654	1,177,147	1799.24		37,080		36,308		31,589				(773)				

E06.118

STATEMENT AS OF JUNE 30, 2024 OF THE EAGLE LIFE INSURANCE COMPANY

SCHEDULE DB - PART A - SECTION 1

Showing all Options, Caps, Floors, Collars, Swaps and Forwards Open as of Current Statement Date

1	2	3	4	5	6	7	8	9	10	11	12	13	14	15	16	17	18	19	20	21	22	23	
Description	Description of Item(s) Hedged, Used for Income Generation or Replicated	Schedule/ Exhibit Identifier	Type(s) of Risk(s) (a)	Exchange, Counterparty or Central Clearinghouse	Trade Date	Date of Maturity or Expiration	Number of Contracts	Notional Amount	Strike Price, Rate or Index Received (Paid)	Cumulative Prior Year(s) Initial Cost of Un-discounted Premium (Received) Paid	Current Year Initial Cost of Un-discounted Premium (Received) Paid	Current Year Income	Book/ Adjusted Carrying Value	Code	Fair Value	Unrealized Valuation Increase/ (Decrease)	Total Foreign Exchange Change in B./A.C.V.	Current Year's (Amortization)/ Accretion	Adjustment to Carrying Value of Hedged Item	Potential Exposure	Credit Quality of Reference Entity	Hedge Effectiveness at Inception and at Quarter-end (b)	
S&P 500 Index Option PTPT		N/A	Equity/Index	AEL	06/06/2024	06/06/2025	1,129	6,045,250	5352.96		292,014		279,847		315,034			(12,167)					
S&P 500 Dividend Aristocrats Daily Risk Control 5% Excess Return		N/A	Equity/Index	AEL	06/06/2024	06/06/2025	120	216,749	1798.92		4,790		4,591		3,913			(200)					
S&P 500 Dividend Aristocrats Daily Risk Control 5% Excess Return		N/A	Equity/Index	AEL	06/06/2024	06/05/2026	20	36,373	1798.92		1,153		1,129		979			(24)					
Franklin Global Trends Index		N/A	Equity/Index	AEL	06/06/2024	06/06/2025	552	134,799	243.99		3,154		3,023		2,321			(131)					
Invesco Dynamic Growth Index		N/A	Equity/Index	AEL	06/06/2024	06/06/2025	376	953,739	2537.02		20,887		20,017		15,574			(870)					
Invesco Dynamic Growth Index		N/A	Equity/Index	AEL	06/06/2024	06/05/2026	4	9,433	2537.02		288		282		222			(6)					
Franklin Global Trends Index		N/A	Equity/Index	AEL	06/07/2024	06/06/2025	271	65,546	242.19		1,527		1,464		1,367			(64)					
Franklin Global Trends Index		N/A	Equity/Index	AEL	06/07/2024	06/09/2025	366	88,600	242.19		2,073		1,987		1,856			(86)					
Invesco Dynamic Growth Index		N/A	Equity/Index	AEL	06/07/2024	06/06/2025	732	1,848,231	2523.95		40,476		38,790		34,529			(1,687)					
Invesco Dynamic Growth Index		N/A	Equity/Index	AEL	06/07/2024	06/09/2025	98	248,400	2523.95		5,465		5,237		4,658			(228)					
Invesco Dynamic Growth Index		N/A	Equity/Index	AEL	06/07/2024	06/05/2026	61	154,589	2523.95		4,700		4,602		3,992			(98)					
Blackrock Adaptive US Equity Index 7%		N/A	Equity/Index	AEL	06/07/2024	06/06/2025	51	57,441	1124.77		1,641		1,572		1,932			(68)					
S&P 500 Index Option PTPT		N/A	Equity/Index	AEL	06/07/2024	06/06/2025	2,358	12,608,792	5346.99		566,680		543,069		612,805			(23,612)					
S&P 500 Index Option PTPT		N/A	Equity/Index	AEL	06/07/2024	06/09/2025	1,027	5,490,612	5346.99		241,526		231,463		260,489			(10,064)					
S&P 500 Dividend Aristocrats Daily Risk Control 5% Total Return		N/A	Equity/Index	AEL	06/07/2024	06/06/2025	23	77,735	3378.28		3,507		3,361		3,007			(146)					
S&P 500 Dividend Aristocrats Daily Risk Control 5% Excess Return		N/A	Equity/Index	AEL	06/07/2024	06/06/2025	1,136	2,041,150	1797.29		45,109		43,230		37,726			(1,880)					
S&P 500 Dividend Aristocrats Daily Risk Control 5% Excess Return		N/A	Equity/Index	AEL	06/07/2024	06/05/2026	72	129,382	1797.29		4,088		4,003		3,539			(85)					
S&P 500 Dividend Aristocrats Daily Risk Control 5% Excess Return		N/A	Equity/Index	AEL	06/07/2024	06/08/2026	214	384,324	1797.29		12,106		11,854		10,537			(252)					
S&P 500 Dividend Aristocrats Daily Risk Control 5% Excess Return		N/A	Equity/Index	AEL	06/07/2024	06/09/2025	140	251,881	1797.29		5,567		5,335		4,678			(232)					
S&P 500 Index Option PTPT		N/A	Equity/Index	AEL	06/10/2024	06/10/2025	560	3,000,919	5360.79		118,560		113,620		126,489			(4,940)					

STATEMENT AS OF JUNE 30, 2024 OF THE EAGLE LIFE INSURANCE COMPANY

SCHEDULE DB - PART A - SECTION 1

Showing all Options, Caps, Floors, Collars, Swaps and Forwards Open as of Current Statement Date

1	2	3	4	5	6	7	8	9	10	11	12	13	14	15	16	17	18	19	20	21	22	23	
Description	Description of Item(s) Hedged, Used for Income Generation or Replicated	Schedule/ Exhibit Identifier	Type(s) of Risk(s) (a)	Exchange, Counterparty or Central Clearinghouse	Trade Date	Date of Maturity or Expiration	Number of Contracts	Notional Amount	Strike Price, Rate or Index Received (Paid)	Cumulative Prior Year(s) Initial Cost of Un-discounted Premium (Received) Paid	Current Year Initial Cost of Un-discounted Premium (Received) Paid	Current Year Income	Book/ Adjusted Carrying Value	Code	Fair Value	Unrealized Valuation Increase/ (Decrease)	Total Foreign Exchange Change in B./A.C.V.	Current Year's (Amortization)/ Accretion	Adjustment to Carrying Value of Hedged Item	Potential Exposure	Credit Quality of Reference Entity	Hedge Effectiveness at Inception and at Quarter-end (b)	
S&P 500 Dividend Aristocrats Daily Risk Control 5% Excess Return		N/A	Equity/Index	AEL 85LNZLR1WR9SYRVFCH09	06/10/2024	06/10/2025	353	634,572	1795.97		14,187		13,596		12,028			(591)					
S&P 500 Dividend Aristocrats Daily Risk Control 5% Excess Return		N/A	Equity/Index	AEL 85LNZLR1WR9SYRVFCH09	06/10/2024	06/10/2026	133	238,499	1795.97		7,453		7,298		6,634			(155)					
Franklin Global Trends Index		N/A	Equity/Index	AEL 85LNZLR1WR9SYRVFCH09	06/10/2024	06/10/2026	2,404	582,101	242.09		19,035		18,638		16,976			(397)					
Invesco Dynamic Growth Index		N/A	Equity/Index	AEL 85LNZLR1WR9SYRVFCH09	06/10/2024	06/10/2025	54	136,581	2523		2,991		2,866		2,589			(125)					
Invesco Dynamic Growth Index		N/A	Equity/Index	AEL 85LNZLR1WR9SYRVFCH09	06/10/2024	06/10/2026	609	1,537,572	2523		46,742		45,768		40,079			(974)					
S&P 500 Index Option PTP		N/A	Equity/Index	AEL 85LNZLR1WR9SYRVFCH09	06/11/2024	06/11/2025	380	2,044,931	5375.32		99,509		95,363		104,806			(4,146)					
S&P 500 Dividend Aristocrats Daily Risk Control 5% Excess Return		N/A	Equity/Index	AEL 85LNZLR1WR9SYRVFCH09	06/11/2024	06/11/2025	328	588,326	1792.73		13,061		12,517		11,690			(544)					
S&P 500 Dividend Aristocrats Daily Risk Control 5% Excess Return		N/A	Equity/Index	AEL 85LNZLR1WR9SYRVFCH09	06/11/2024	06/11/2026	26	46,041	1792.73		1,455		1,425		1,322			(30)					
Franklin Global Trends Index		N/A	Equity/Index	AEL 85LNZLR1WR9SYRVFCH09	06/11/2024	06/11/2025	669	162,292	242.52		3,798		3,639		3,294			(158)					
Blackrock Adaptive US Equity Index 7%		N/A	Equity/Index	AEL 85LNZLR1WR9SYRVFCH09	06/11/2024	06/11/2025	260	293,699	1128.45		8,400		8,050		9,403			(350)					
S&P 500 Index Option PTP		N/A	Equity/Index	AEL 85LNZLR1WR9SYRVFCH09	06/12/2024	06/12/2025	700	3,794,364	5421.03		206,293		197,697		207,533			(8,596)					
S&P 500 Index Option PTP		N/A	Equity/Index	AEL 85LNZLR1WR9SYRVFCH09	06/12/2024	06/12/2026	15	81,949	5421.03		10,582		10,361		10,449			(220)					
S&P 500 Dividend Aristocrats Daily Risk Control 5% Excess Return		N/A	Equity/Index	AEL 85LNZLR1WR9SYRVFCH09	06/12/2024	06/12/2025	638	1,145,196	1795.09		25,538		24,474		22,047			(1,064)					
S&P 500 Dividend Aristocrats Daily Risk Control 5% Excess Return		N/A	Equity/Index	AEL 85LNZLR1WR9SYRVFCH09	06/12/2024	06/12/2026	306	550,005	1795.09		16,665		16,318		15,452			(347)					
Invesco Dynamic Growth Index		N/A	Equity/Index	AEL 85LNZLR1WR9SYRVFCH09	06/12/2024	06/12/2025	45	115,063	2537.77		2,520		2,415		1,880			(105)					
Invesco Dynamic Growth Index		N/A	Equity/Index	AEL 85LNZLR1WR9SYRVFCH09	06/12/2024	06/12/2026	154	389,550	2537.77		11,881		11,634		9,166			(248)					
Franklin Global Trends Index		N/A	Equity/Index	AEL 85LNZLR1WR9SYRVFCH09	06/13/2024	06/13/2025	939	229,050	243.88		5,360		5,136		4,036			(223)					
Invesco Dynamic Growth Index		N/A	Equity/Index	AEL 85LNZLR1WR9SYRVFCH09	06/13/2024	06/13/2025	70	177,684	2537.66		3,891		3,729		2,911			(162)					
S&P 500 Index Option PTP		N/A	Equity/Index	AEL 85LNZLR1WR9SYRVFCH09	06/13/2024	06/13/2025	1,019	5,537,368	5433.74		286,873		274,920		285,571			(11,953)					
S&P 500 Index Option PTP		N/A	Equity/Index	AEL 85LNZLR1WR9SYRVFCH09	06/13/2024	06/12/2026	6	30,101	5433.74		1,589		1,556		1,574			(33)					
S&P 500 Dividend Aristocrats Daily Risk Control 5% Total Return		N/A	Equity/Index	AEL 85LNZLR1WR9SYRVFCH09	06/13/2024	06/13/2025	21	69,253	3375.1		2,993		2,868		2,687			(125)					

E06.120

STATEMENT AS OF JUNE 30, 2024 OF THE EAGLE LIFE INSURANCE COMPANY

SCHEDULE DB - PART A - SECTION 1

Showing all Options, Caps, Floors, Collars, Swaps and Forwards Open as of Current Statement Date

1	2	3	4	5	6	7	8	9	10	11	12	13	14	15	16	17	18	19	20	21	22	23	
Description	Description of Item(s) Hedged, Used for Income Generation or Replicated	Schedule/ Exhibit Identifier	Type(s) of Risk(s) (a)	Exchange, Counterparty or Central Clearinghouse	Trade Date	Date of Maturity or Expiration	Number of Contracts	Notional Amount	Strike Price, Rate or Index Received (Paid)	Cumulative Prior Year(s) Initial Cost of Un-discounted Premium (Received) Paid	Current Year Initial Cost of Un-discounted Premium (Received) Paid	Current Year Income	Book/ Adjusted Carrying Value	Code	Fair Value	Unrealized Valuation Increase/ (Decrease)	Total Foreign Exchange Change in B./A.C.V.	Current Year's (Amortization)/ Accretion	Adjustment to Carrying Value of Hedged Item	Potential Exposure	Credit Quality of Reference Entity	Hedge Effectiveness at Inception and at Quarter-end (b)	
S&P 500 Dividend Aristocrats Daily Risk Control 5% Excess Return		N/A	Equity/Index	AEL 85LNZLR1WR9SYRVFCH09	06/13/2024	06/13/2025	195	349,066	1793.96		7,749		7,426		6,838			(323)					
S&P 500 Dividend Aristocrats Daily Risk Control 5% Excess Return		N/A	Equity/Index	AEL 85LNZLR1WR9SYRVFCH09	06/13/2024	06/12/2026	174	311,827	1793.96		9,760		9,557		8,857			(203)					
Franklin Global Trends Index		N/A	Equity/Index	AEL 85LNZLR1WR9SYRVFCH09	06/14/2024	06/13/2025	1,221	297,994	244.01		6,973		6,683		5,177			(291)					
Franklin Global Trends Index		N/A	Equity/Index	AEL 85LNZLR1WR9SYRVFCH09	06/14/2024	06/16/2025	214	52,153	244.01		1,226		1,175		910			(51)					
Franklin Global Trends Index		N/A	Equity/Index	AEL 85LNZLR1WR9SYRVFCH09	06/14/2024	06/12/2026	265	64,706	244.01		2,122		2,078		1,639			(44)					
Invesco Dynamic Growth Index		N/A	Equity/Index	AEL 85LNZLR1WR9SYRVFCH09	06/14/2024	06/13/2025	263	665,969	2530.43		14,585		13,977		11,755			(608)					
Invesco Dynamic Growth Index		N/A	Equity/Index	AEL 85LNZLR1WR9SYRVFCH09	06/14/2024	06/16/2025	195	494,270	2530.43		10,874		10,421		8,758			(453)					
Invesco Dynamic Growth Index		N/A	Equity/Index	AEL 85LNZLR1WR9SYRVFCH09	06/14/2024	06/12/2026	68	171,771	2530.43		5,239		5,130		4,257			(109)					
Invesco Dynamic Growth Index		N/A	Equity/Index	AEL 85LNZLR1WR9SYRVFCH09	06/14/2024	06/15/2026	172	435,315	2530.43		13,321		13,043		10,807			(278)					
Blackrock Adaptive US Equity Index 7%		N/A	Equity/Index	AEL 85LNZLR1WR9SYRVFCH09	06/14/2024	06/12/2026	15	16,732	1136.73		646		632		635			(13)					
S&P 500 Index Option		N/A	Equity/Index	AEL 85LNZLR1WR9SYRVFCH09	06/14/2024	06/13/2025	1,549	8,412,987	5431.6		396,619		380,093		395,711			(16,526)					
S&P 500 Index Option		N/A	Equity/Index	AEL 85LNZLR1WR9SYRVFCH09	06/14/2024	06/12/2026	46	251,247	5431.6		22,860		22,384		22,054			(476)					
S&P 500 Index Option		N/A	Equity/Index	AEL 85LNZLR1WR9SYRVFCH09	06/14/2024	06/16/2025	1,193	6,478,505	5431.6		285,946		274,032		286,895			(11,914)					
S&P 500 Dividend Aristocrats Daily Risk Control 5% Total Return		N/A	Equity/Index	AEL 85LNZLR1WR9SYRVFCH09	06/14/2024	06/13/2025	34	112,997	3364.85		4,412		4,228		4,188			(184)					
S&P 500 Dividend Aristocrats Daily Risk Control 5% Total Return		N/A	Equity/Index	AEL 85LNZLR1WR9SYRVFCH09	06/14/2024	06/16/2025	9	29,388	3364.85		1,240		1,189		1,182			(52)					
S&P 500 Dividend Aristocrats Daily Risk Control 5% Excess Return		N/A	Equity/Index	AEL 85LNZLR1WR9SYRVFCH09	06/14/2024	06/13/2025	1,444	2,581,714	1788.24		57,314		54,926		54,735			(2,388)					
S&P 500 Dividend Aristocrats Daily Risk Control 5% Excess Return		N/A	Equity/Index	AEL 85LNZLR1WR9SYRVFCH09	06/14/2024	06/12/2026	53	95,380	1788.24		3,014		2,951		2,862			(63)					
S&P 500 Dividend Aristocrats Daily Risk Control 5% Excess Return		N/A	Equity/Index	AEL 85LNZLR1WR9SYRVFCH09	06/14/2024	06/15/2026	520	929,958	1788.24		29,387		28,774		27,963			(612)					
S&P 500 Dividend Aristocrats Daily Risk Control 5% Excess Return		N/A	Equity/Index	AEL 85LNZLR1WR9SYRVFCH09	06/14/2024	06/16/2025	433	774,117	1788.24		17,185		16,469		16,481			(716)					
Invesco Dynamic Growth Index		N/A	Equity/Index	AEL 85LNZLR1WR9SYRVFCH09	06/17/2024	06/17/2026	115	290,973	2531.76		8,875		8,690		7,165			(185)					

E06.121

STATEMENT AS OF JUNE 30, 2024 OF THE EAGLE LIFE INSURANCE COMPANY

SCHEDULE DB - PART A - SECTION 1

Showing all Options, Caps, Floors, Collars, Swaps and Forwards Open as of Current Statement Date

1	2	3	4	5	6	7	8	9	10	11	12	13	14	15	16	17	18	19	20	21	22	23	
Description	Description of Item(s) Hedged, Used for Income Generation or Replicated	Schedule/ Exhibit Identifier	Type(s) of Risk(s) (a)	Exchange, Counterparty or Central Clearinghouse	Trade Date	Date of Maturity or Expiration	Number of Contracts	Notional Amount	Strike Price, Rate or Index Received (Paid)	Cumulative Prior Year(s) Initial Cost of Un-discounted Premium (Received) Paid	Current Year Initial Cost of Un-discounted Premium (Received) Paid	Current Year Income	Book/ Adjusted Carrying Value	Code	Fair Value	Unrealized Valuation Increase/ (Decrease)	Total Foreign Exchange Change in B./A.C.V.	Current Year's (Amortization)/ Accretion	Adjustment to Carrying Value of Hedged Item	Potential Exposure	Credit Quality of Reference Entity	Hedge Effectiveness at Inception and at Quarter-end (b)	
S&P 500 Index Option PTPT		N/A	Equity/Index	AEL 85LNZLR1WR9SYRVFCH09	06/17/2024	06/17/2025	381	2,087,782	5473.23		95,069		91,108		88,741				(3,961)				
S&P 500 Dividend Aristocrats Daily Risk Control 5% Excess Return		N/A	Equity/Index	AEL 85LNZLR1WR9SYRVFCH09	06/17/2024	06/17/2025	479	860,017	1795.56		19,092		18,297		16,575				(796)				
S&P 500 Dividend Aristocrats Daily Risk Control 5% Excess Return		N/A	Equity/Index	AEL 85LNZLR1WR9SYRVFCH09	06/17/2024	06/17/2026	9	16,076	1795.56		508		497		451				(11)				
Blackrock Adaptive US Equity Index 7%		N/A	Equity/Index	AEL 85LNZLR1WR9SYRVFCH09	06/18/2024	06/18/2025	47	54,226	1145.05		1,553		1,488		1,357				(65)				
S&P 500 Index Option PTPT		N/A	Equity/Index	AEL 85LNZLR1WR9SYRVFCH09	06/18/2024	06/18/2025	1,250	6,859,559	5487.03		303,494		290,848		279,003				(12,646)				
S&P 500 Dividend Aristocrats Daily Risk Control 5% Total Return		N/A	Equity/Index	AEL 85LNZLR1WR9SYRVFCH09	06/18/2024	06/18/2025	20	68,596	3383.9		3,128		2,997		2,738				(130)				
S&P 500 Dividend Aristocrats Daily Risk Control 5% Excess Return		N/A	Equity/Index	AEL 85LNZLR1WR9SYRVFCH09	06/18/2024	06/18/2025	423	759,698	1797.28		16,749		16,051		14,314				(698)				
S&P 500 Dividend Aristocrats Daily Risk Control 5% Excess Return		N/A	Equity/Index	AEL 85LNZLR1WR9SYRVFCH09	06/18/2024	06/18/2026	18	32,273	1797.28		1,010		989		891				(21)				
Invesco Dynamic Growth Index		N/A	Equity/Index	AEL 85LNZLR1WR9SYRVFCH09	06/20/2024	06/20/2025	540	1,367,630	2533.83		29,951		28,703		23,532				(1,248)				
S&P 500 Index Option PTPT		N/A	Equity/Index	AEL 85LNZLR1WR9SYRVFCH09	06/20/2024	06/20/2025	437	2,391,984	5473.17		142,929		136,974		131,293				(5,955)				
S&P 500 Index Option CLQ		N/A	Equity/Index	AEL 85LNZLR1WR9SYRVFCH09	06/20/2024	06/20/2025	1	4,284	5473.17		138		132		131				(6)				
S&P 500 Dividend Aristocrats Daily Risk Control 5% Total Return		N/A	Equity/Index	AEL 85LNZLR1WR9SYRVFCH09	06/20/2024	06/20/2025	8	28,026	3390.02		1,281		1,227		1,083				(53)				
S&P 500 Dividend Aristocrats Daily Risk Control 5% Excess Return		N/A	Equity/Index	AEL 85LNZLR1WR9SYRVFCH09	06/20/2024	06/20/2025	420	755,893	1799.99		16,856		16,154		13,750				(702)				
Franklin Global Trends Index		N/A	Equity/Index	AEL 85LNZLR1WR9SYRVFCH09	06/21/2024	06/20/2025	1,914	466,530	243.76		10,917		10,462		8,419				(455)				
Franklin Global Trends Index		N/A	Equity/Index	AEL 85LNZLR1WR9SYRVFCH09	06/21/2024	06/18/2026	1,264	308,180	243.76		10,077		9,868		7,987				(210)				
Invesco Dynamic Growth Index		N/A	Equity/Index	AEL 85LNZLR1WR9SYRVFCH09	06/21/2024	06/20/2025	960	2,431,520	2533.51		53,250		51,032		41,974				(2,219)				
Invesco Dynamic Growth Index		N/A	Equity/Index	AEL 85LNZLR1WR9SYRVFCH09	06/21/2024	06/23/2025	77	196,071	2533.51		4,314		4,134		3,398				(180)				
Invesco Dynamic Growth Index		N/A	Equity/Index	AEL 85LNZLR1WR9SYRVFCH09	06/21/2024	06/18/2026	697	1,765,637	2533.51		53,852		52,730		42,976				(1,122)				
Invesco Dynamic Growth Index		N/A	Equity/Index	AEL 85LNZLR1WR9SYRVFCH09	06/21/2024	06/22/2026	257	650,038	2533.51		19,891		19,477		15,861				(414)				
Invesco Dynamic Growth Index		N/A	Equity/Index	AEL 85LNZLR1WR9SYRVFCH09	06/21/2024	06/23/2026	50	127,818	2533.51		3,911		3,830		3,121				(81)				
Blackrock Adaptive US Equity Index 7%		N/A	Equity/Index	AEL 85LNZLR1WR9SYRVFCH09	06/21/2024	06/20/2025	51	57,682	1140.57		1,649		1,580		1,552				(69)				
S&P 500 Index Option PTPT		N/A	Equity/Index	AEL 85LNZLR1WR9SYRVFCH09	06/21/2024	06/20/2025	2,043	11,164,544	5464.62		482,632		462,523		460,665				(20,110)				

E06.122

STATEMENT AS OF JUNE 30, 2024 OF THE EAGLE LIFE INSURANCE COMPANY

SCHEDULE DB - PART A - SECTION 1

Showing all Options, Caps, Floors, Collars, Swaps and Forwards Open as of Current Statement Date

1	2	3	4	5	6	7	8	9	10	11	12	13	14	15	16	17	18	19	20	21	22	23	
Description	Description of Item(s) Hedged, Used for Income Generation or Replicated	Schedule/ Exhibit Identifier	Type(s) of Risk(s) (a)	Exchange, Counterparty or Central Clearinghouse	Trade Date	Date of Maturity or Expiration	Number of Contracts	Notional Amount	Strike Price, Rate or Index Received (Paid)	Cumulative Prior Year(s) Initial Cost of Un-discounted Premium (Received) Paid	Current Year Initial Cost of Un-discounted Premium (Received) Paid	Current Year Income	Book/ Adjusted Carrying Value	Code	Fair Value	Unrealized Valuation Increase/ (Decrease)	Total Foreign Exchange Change in B./A.C.V.	Current Year's (Amortization)/ Accretion	Adjustment to Carrying Value of Hedged Item	Potential Exposure	Credit Quality of Reference Entity	Hedge Effectiveness at Inception and at Quarter-end (b)	
S&P 500 Index Option PTP		N/A	Equity/Index	AEL 85LNZLR1WR9SYRVFCH09	.06/21/2024	.06/18/2026	13	73,540	5464.62		9,798		9,594		8,981			(204)					
S&P 500 Index Option PTP		N/A	Equity/Index	AEL 85LNZLR1WR9SYRVFCH09	.06/21/2024	.06/23/2025	562	3,073,624	5464.62		138,900		133,113		133,312			(5,788)					
S&P 500 Dividend Aristocrats Daily Risk Control 5% Total Return		N/A	Equity/Index	AEL 85LNZLR1WR9SYRVFCH09	.06/21/2024	.06/20/2025	31	105,529	3392.14		4,816		4,615		4,041			(201)					
S&P 500 Dividend Aristocrats Daily Risk Control 5% Total Return		N/A	Equity/Index	AEL 85LNZLR1WR9SYRVFCH09	.06/21/2024	.06/23/2025	4	12,575	3392.14		533		511		444			(22)					
S&P 500 Dividend Aristocrats Daily Risk Control 5% Excess Return		N/A	Equity/Index	AEL 85LNZLR1WR9SYRVFCH09	.06/21/2024	.06/20/2025	1,406	2,532,385	1800.84		56,725		54,362		45,512			(2,364)					
S&P 500 Dividend Aristocrats Daily Risk Control 5% Excess Return		N/A	Equity/Index	AEL 85LNZLR1WR9SYRVFCH09	.06/21/2024	.06/18/2026	475	855,525	1800.84		27,120		26,555		22,821			(565)					
S&P 500 Dividend Aristocrats Daily Risk Control 5% Excess Return		N/A	Equity/Index	AEL 85LNZLR1WR9SYRVFCH09	.06/21/2024	.06/22/2026	110	197,774	1800.84		6,250		6,119		5,291			(130)					
S&P 500 Dividend Aristocrats Daily Risk Control 5% Excess Return		N/A	Equity/Index	AEL 85LNZLR1WR9SYRVFCH09	.06/21/2024	.06/23/2025	311	560,030	1800.84		12,545		12,022		10,114			(523)					
S&P 500 Dividend Aristocrats Daily Risk Control 5% Excess Return		N/A	Equity/Index	AEL 85LNZLR1WR9SYRVFCH09	.06/21/2024	.06/23/2026	90	161,674	1800.84		5,125		5,018		4,329			(107)					
Invesco Dynamic Growth Index		N/A	Equity/Index	AEL 85LNZLR1WR9SYRVFCH09	.06/24/2024	.06/24/2025	156	395,244	2539.46		8,695		8,333		6,454			(362)					
Invesco Dynamic Growth Index		N/A	Equity/Index	AEL 85LNZLR1WR9SYRVFCH09	.06/24/2024	.06/24/2026	229	581,558	2539.46		17,738		17,368		13,626			(370)					
S&P 500 Index Option PTP		N/A	Equity/Index	AEL 85LNZLR1WR9SYRVFCH09	.06/24/2024	.06/24/2025	582	3,170,737	5447.87		125,646		120,411		121,374			(5,235)					
S&P 500 Index Option PTP		N/A	Equity/Index	AEL 85LNZLR1WR9SYRVFCH09	.06/24/2024	.06/24/2026	10	51,803	5447.87		2,781		2,723		2,688			(58)					
S&P 500 Dividend Aristocrats Daily Risk Control 5% Total Return		N/A	Equity/Index	AEL 85LNZLR1WR9SYRVFCH09	.06/24/2024	.06/24/2025	23	76,703	3404.28		3,490		3,345		2,773			(145)					
S&P 500 Dividend Aristocrats Daily Risk Control 5% Excess Return		N/A	Equity/Index	AEL 85LNZLR1WR9SYRVFCH09	.06/24/2024	.06/24/2025	237	428,182	1806.47		9,490		9,094		7,144			(395)					
Franklin Global Trends Index		N/A	Equity/Index	AEL 85LNZLR1WR9SYRVFCH09	.06/25/2024	.06/25/2025	117	28,448	243.92		666		638		509			(28)					
Invesco Dynamic Growth Index		N/A	Equity/Index	AEL 85LNZLR1WR9SYRVFCH09	.06/25/2024	.06/25/2025	4	9,419	2532.63		207		199		165			(9)					
Blackrock Adaptive US Equity Index 7%		N/A	Equity/Index	AEL 85LNZLR1WR9SYRVFCH09	.06/25/2024	.06/25/2025	18	20,475	1141.13		586		561		550			(24)					
S&P 500 Index Option PTP		N/A	Equity/Index	AEL 85LNZLR1WR9SYRVFCH09	.06/25/2024	.06/25/2025	591	3,230,046	5469.3		132,506		126,985		124,625			(5,521)					

E06.123

STATEMENT AS OF JUNE 30, 2024 OF THE EAGLE LIFE INSURANCE COMPANY

SCHEDULE DB - PART A - SECTION 1

Showing all Options, Caps, Floors, Collars, Swaps and Forwards Open as of Current Statement Date

1	2	3	4	5	6	7	8	9	10	11	12	13	14	15	16	17	18	19	20	21	22	23	
Description	Description of Item(s) Hedged, Used for Income Generation or Replicated	Schedule/ Exhibit Identifier	Type(s) of Risk(s) (a)	Exchange, Counterparty or Central Clearinghouse	Trade Date	Date of Maturity or Expiration	Number of Contracts	Notional Amount	Strike Price, Rate or Index Received (Paid)	Cumulative Prior Year(s) Initial Cost of Un-discounted Premium (Received) Paid	Current Year Initial Cost of Un-discounted Premium (Received) Paid	Current Year Income	Book/ Adjusted Carrying Value	Code	Fair Value	Unrealized Valuation Increase/ (Decrease)	Total Foreign Exchange Change in B./A.C.V.	Current Year's (Amortization)/ Accretion	Adjustment to Carrying Value of Hedged Item	Potential Exposure	Credit Quality of Reference Entity	Hedge Effectiveness at Inception and at Quarter-end (b)	
S&P 500 Index Option PTPT		N/A	Equity/Index	AEL 85LNZLR1WR9SYRVFCH09	06/25/2024	06/25/2026	56	305,019	5469.3		16,508		16,164		15,658			(344)					
S&P 500 Dividend Aristocrats Daily Risk Control 5% Total Return		N/A	Equity/Index	AEL 85LNZLR1WR9SYRVFCH09	06/25/2024	06/25/2025	17	55,788	3381.03		2,444		2,342		2,199			(102)					
S&P 500 Dividend Aristocrats Daily Risk Control 5% Excess Return		N/A	Equity/Index	AEL 85LNZLR1WR9SYRVFCH09	06/25/2024	06/25/2025	1,176	2,109,194	1793.86		47,035		45,075		42,123			(1,960)					
S&P 500 Dividend Aristocrats Daily Risk Control 5% Excess Return		N/A	Equity/Index	AEL 85LNZLR1WR9SYRVFCH09	06/25/2024	06/25/2026	213	382,826	1793.86		11,714		11,470		10,984			(244)					
Franklin Global Trends Index		N/A	Equity/Index	AEL 85LNZLR1WR9SYRVFCH09	06/26/2024	06/26/2025	8	1,973	242.99		46		44		39			(2)					
Franklin Global Trends Index		N/A	Equity/Index	AEL 85LNZLR1WR9SYRVFCH09	06/26/2024	06/26/2026	6	1,347	242.99		44		43		37			(1)					
Invesco Dynamic Growth Index		N/A	Equity/Index	AEL 85LNZLR1WR9SYRVFCH09	06/26/2024	06/26/2025	3	6,795	2524.27		149		143		130			(6)					
Blackrock Adaptive US Equity Index 7%		N/A	Equity/Index	AEL 85LNZLR1WR9SYRVFCH09	06/26/2024	06/26/2026	133	152,239	1142.37		5,861		5,739		5,475			(122)					
S&P 500 Index Option PTPT		N/A	Equity/Index	AEL 85LNZLR1WR9SYRVFCH09	06/26/2024	06/26/2025	683	3,742,907	5477.9		212,786		203,920		196,435			(8,866)					
S&P 500 Index Option PTPT		N/A	Equity/Index	AEL 85LNZLR1WR9SYRVFCH09	06/26/2024	06/26/2026	42	230,396	5477.9		12,430		12,171		11,775			(259)					
S&P 500 Dividend Aristocrats Daily Risk Control 5% Excess Return		N/A	Equity/Index	AEL 85LNZLR1WR9SYRVFCH09	06/26/2024	06/26/2025	439	786,638	1791.23		17,621		16,886		16,308			(734)					
Invesco Dynamic Growth Index		N/A	Equity/Index	AEL 85LNZLR1WR9SYRVFCH09	06/27/2024	06/27/2025	321	809,713	2524.55		17,814		17,071		15,422			(742)					
Invesco Dynamic Growth Index		N/A	Equity/Index	AEL 85LNZLR1WR9SYRVFCH09	06/27/2024	06/26/2026	216	546,212	2524.55		16,659		16,312		14,216			(347)					
Blackrock Adaptive US Equity Index 7%		N/A	Equity/Index	AEL 85LNZLR1WR9SYRVFCH09	06/27/2024	06/27/2025	98	111,636	1143.56		3,193		3,060		2,893			(133)					
S&P 500 Index Option PTPT		N/A	Equity/Index	AEL 85LNZLR1WR9SYRVFCH09	06/27/2024	06/27/2025	642	3,519,953	5482.87		157,599		151,032		145,992			(6,567)					
S&P 500 Dividend Aristocrats Daily Risk Control 5% Total Return		N/A	Equity/Index	AEL 85LNZLR1WR9SYRVFCH09	06/27/2024	06/27/2025	31	103,293	3375.63		4,496		4,308		4,170			(187)					
S&P 500 Dividend Aristocrats Daily Risk Control 5% Excess Return		N/A	Equity/Index	AEL 85LNZLR1WR9SYRVFCH09	06/27/2024	06/27/2025	475	851,083	1790.45		18,979		18,188		17,856			(791)					
S&P 500 Dividend Aristocrats Daily Risk Control 5% Excess Return		N/A	Equity/Index	AEL 85LNZLR1WR9SYRVFCH09	06/27/2024	06/26/2026	361	645,952	1790.45		20,218		19,797		19,160			(421)					
Franklin Global Trends Index		N/A	Equity/Index	AEL 85LNZLR1WR9SYRVFCH09	06/28/2024	06/27/2025	1,681	407,887	242.67		9,545		9,147		8,331			(398)					
Franklin Global Trends Index		N/A	Equity/Index	AEL 85LNZLR1WR9SYRVFCH09	06/28/2024	06/26/2026	245	59,407	242.67		1,949		1,908		1,678			(41)					
Franklin Global Trends Index		N/A	Equity/Index	AEL 85LNZLR1WR9SYRVFCH09	06/28/2024	06/29/2026	2,409	584,506	242.67		19,172		18,772		16,537			(399)					
Invesco Dynamic Growth Index		N/A	Equity/Index	AEL 85LNZLR1WR9SYRVFCH09	06/28/2024	06/27/2025	1,140	2,878,909	2525.3		63,048		60,421		54,430			(2,627)					

E06.124

STATEMENT AS OF JUNE 30, 2024 OF THE EAGLE LIFE INSURANCE COMPANY

SCHEDULE DB - PART A - SECTION 1

Showing all Options, Caps, Floors, Collars, Swaps and Forwards Open as of Current Statement Date

1	2	3	4	5	6	7	8	9	10	11	12	13	14	15	16	17	18	19	20	21	22	23	
Description	Description of Item(s) Hedged, Used for Income Generation or Replicated	Schedule/ Exhibit Identifier	Type(s) of Risk(s) (a)	Exchange, Counterparty or Central Clearinghouse	Trade Date	Date of Maturity or Expiration	Number of Contracts	Notional Amount	Strike Price, Rate or Index Received (Paid)	Cumulative Prior Year(s) Initial Cost of Un-discounted Premium (Received) Paid	Current Year Initial Cost of Un-discounted Premium (Received) Paid	Current Year Income	Book/ Adjusted Carrying Value	Code	Fair Value	Unrealized Valuation Increase/ (Decrease)	Total Foreign Exchange Change in B./A.C.V.	Current Year's (Amortization)/ Accretion	Adjustment to Carrying Value of Hedged Item	Potential Exposure	Credit Quality of Reference Entity	Hedge Effectiveness at Inception and at Quarter-end (b)	
Invesco Dynamic Growth Index		N/A	Equity/Index	AEL 85LNZLR1WR9SYRVFCH09	06/28/2024	06/30/2025	38	94,898	2525.3		2,088		2,001		1,801			(87)					
Invesco Dynamic Growth Index		N/A	Equity/Index	AEL 85LNZLR1WR9SYRVFCH09	06/28/2024	06/26/2026	106	267,542	2525.3		8,160		7,990		6,927			(170)					
Invesco Dynamic Growth Index		N/A	Equity/Index	AEL 85LNZLR1WR9SYRVFCH09	06/28/2024	06/29/2026	1,167	2,947,406	2525.3		90,191		88,312		76,446			(1,879)					
S&P 500 Index Option		N/A	Equity/Index	AEL 85LNZLR1WR9SYRVFCH09	06/28/2024	06/27/2025	2,392	13,062,059	5460.48		554,018		530,934		534,752			(23,084)					
S&P 500 Index Option		N/A	Equity/Index	AEL 85LNZLR1WR9SYRVFCH09	06/28/2024	06/26/2026	17	94,051	5460.48		10,528		10,308		9,835			(219)					
S&P 500 Index Option		N/A	Equity/Index	AEL 85LNZLR1WR9SYRVFCH09	06/28/2024	06/30/2025	695	3,795,580	5460.48		175,159		167,861		169,441			(7,298)					
S&P 500 Index Option		N/A	Equity/Index	AEL 85LNZLR1WR9SYRVFCH09	06/28/2024	06/29/2026	22	121,381	5460.48		5,063		4,957		4,882			(105)					
S&P 500 Dividend Aristocrats Daily Risk Control 5% Total Return		N/A	Equity/Index	AEL 85LNZLR1WR9SYRVFCH09	06/28/2024	06/27/2025	77	260,451	3373.78		11,620		11,135		11,025			(484)					
S&P 500 Dividend Aristocrats Daily Risk Control 5% Excess Return		N/A	Equity/Index	AEL 85LNZLR1WR9SYRVFCH09	06/28/2024	06/27/2025	1,282	2,293,970	1789.2		51,156		49,024		48,947			(2,131)					
S&P 500 Dividend Aristocrats Daily Risk Control 5% Excess Return		N/A	Equity/Index	AEL 85LNZLR1WR9SYRVFCH09	06/28/2024	06/26/2026	416	743,807	1789.2		23,504		23,015		22,326			(490)					
S&P 500 Dividend Aristocrats Daily Risk Control 5% Excess Return		N/A	Equity/Index	AEL 85LNZLR1WR9SYRVFCH09	06/28/2024	06/29/2026	394	704,628	1789.2		22,266		21,802		21,192			(464)					
S&P 500 Dividend Aristocrats Daily Risk Control 5% Excess Return		N/A	Equity/Index	AEL 85LNZLR1WR9SYRVFCH09	06/28/2024	06/30/2025	516	923,450	1789.2		20,593		19,735		19,784			(858)					
S&P 500 Dividend Aristocrats Daily Risk Control 5% Excess Return		N/A	Equity/Index	AEL 85LNZLR1WR9SYRVFCH09	06/28/2024	06/30/2026	11	20,234	1789.2		639		626		609			(13)					
0209999999. Subtotal - Purchased Options - Hedging Other - Other										44,363,680	45,123,591		47,004,656	XXX	118,540,173			(29,566,347)			XXX	XXX	
0219999999. Subtotal - Purchased Options - Hedging Other										44,363,680	45,123,591		47,004,656	XXX	118,540,173			(29,566,347)			XXX	XXX	
0289999999. Subtotal - Purchased Options - Replications														XXX							XXX	XXX	
0359999999. Subtotal - Purchased Options - Income Generation														XXX							XXX	XXX	
0429999999. Subtotal - Purchased Options - Other														XXX							XXX	XXX	
0439999999. Total Purchased Options - Call Options and Warrants														XXX							XXX	XXX	
0449999999. Total Purchased Options - Put Options														XXX							XXX	XXX	
0459999999. Total Purchased Options - Caps														XXX							XXX	XXX	
0469999999. Total Purchased Options - Floors														XXX							XXX	XXX	
0479999999. Total Purchased Options - Collars														XXX							XXX	XXX	
0489999999. Total Purchased Options - Other										44,363,680	45,123,591		47,004,656	XXX	118,540,173			(29,566,347)			XXX	XXX	
0499999999. Total Purchased Options										44,363,680	45,123,591		47,004,656	XXX	118,540,173			(29,566,347)			XXX	XXX	
0569999999. Subtotal - Written Options - Hedging Effective Excluding Variable Annuity Guarantees Under SSAP No.108														XXX							XXX	XXX	
0639999999. Subtotal - Written Options - Hedging Effective Variable Annuity Guarantees Under SSAP No.108														XXX							XXX	XXX	
0709999999. Subtotal - Written Options - Hedging Other														XXX							XXX	XXX	
0779999999. Subtotal - Written Options - Replications														XXX							XXX	XXX	
0849999999. Subtotal - Written Options - Income Generation														XXX							XXX	XXX	

E06.125

STATEMENT AS OF JUNE 30, 2024 OF THE EAGLE LIFE INSURANCE COMPANY

SCHEDULE DB - PART A - SECTION 1

Showing all Options, Caps, Floors, Collars, Swaps and Forwards Open as of Current Statement Date

1	2	3	4	5	6	7	8	9	10	11	12	13	14	15	16	17	18	19	20	21	22	23	
Description	Description of Item(s) Hedged, Used for Income Generation or Replicated	Schedule/ Exhibit Identifier	Type(s) of Risk(s) (a)	Exchange, Counterparty or Central Clearinghouse	Trade Date	Date of Maturity or Expiration	Number of Contracts	Notional Amount	Strike Price, Rate or Index Received (Paid)	Cumulative Prior Year(s) Initial Cost of Un-discounted Premium (Received) Paid	Current Year Initial Cost of Un-discounted Premium (Received) Paid	Current Year Income	Book/ Adjusted Carrying Value	Code	Fair Value	Unrealized Valuation Increase/ (Decrease)	Total Foreign Exchange Change in B./A.C.V.	Current Year's (Amortization)/ Accretion	Adjustment to Carrying Value of Hedged Item	Potential Exposure	Credit Quality of Reference Entity	Hedge Effectiveness at Inception and at Quarter-end (b)	
091999999	Subtotal - Written Options - Other													XXX							XXX	XXX	
092999999	Total Written Options - Call Options and Warrants													XXX								XXX	XXX
093999999	Total Written Options - Put Options													XXX								XXX	XXX
094999999	Total Written Options - Caps													XXX								XXX	XXX
095999999	Total Written Options - Floors													XXX								XXX	XXX
096999999	Total Written Options - Collars													XXX								XXX	XXX
097999999	Total Written Options - Other													XXX								XXX	XXX
098999999	Total Written Options													XXX								XXX	XXX
104999999	Subtotal - Swaps - Hedging Effective Excluding Variable Annuity Guarantees Under SSAP No.108													XXX								XXX	XXX
110999999	Subtotal - Swaps - Hedging Effective Variable Annuity Guarantees Under SSAP No.108													XXX								XXX	XXX
116999999	Subtotal - Swaps - Hedging Other													XXX								XXX	XXX
122999999	Subtotal - Swaps - Replication													XXX								XXX	XXX
128999999	Subtotal - Swaps - Income Generation													XXX								XXX	XXX
134999999	Subtotal - Swaps - Other													XXX								XXX	XXX
135999999	Total Swaps - Interest Rate													XXX								XXX	XXX
136999999	Total Swaps - Credit Default													XXX								XXX	XXX
137999999	Total Swaps - Foreign Exchange													XXX								XXX	XXX
138999999	Total Swaps - Total Return													XXX								XXX	XXX
139999999	Total Swaps - Other													XXX								XXX	XXX
140999999	Total Swaps													XXX								XXX	XXX
147999999	Subtotal - Forwards													XXX								XXX	XXX
150999999	Subtotal - SSAP No. 108 Adjustments													XXX								XXX	XXX
168999999	Subtotal - Hedging Effective Excluding Variable Annuity Guarantees Under SSAP No.108													XXX								XXX	XXX
169999999	Subtotal - Hedging Effective Variable Annuity Guarantees Under SSAP No.108													XXX								XXX	XXX
170999999	Subtotal - Hedging Other								44,363,680	45,123,591			47,004,656	XXX	118,540,173			(29,566,347)				XXX	XXX
171999999	Subtotal - Replication													XXX								XXX	XXX
172999999	Subtotal - Income Generation													XXX								XXX	XXX
173999999	Subtotal - Other													XXX								XXX	XXX
174999999	Subtotal - Adjustments for SSAP No. 108 Derivatives													XXX								XXX	XXX
175999999	Totals								44,363,680	45,123,591			47,004,656	XXX	118,540,173			(29,566,347)				XXX	XXX

(a)

Code	Description of Hedged Risk(s)
{BLANK}

(b)

Code	Financial or Economic Impact of the Hedge at the End of the Reporting Period
.....

E06.126

STATEMENT AS OF JUNE 30, 2024 OF THE EAGLE LIFE INSURANCE COMPANY

SCHEDULE DB - PART B - SECTION 1

Futures Contracts Open as of the Current Statement Date

1 Ticker Symbol	2 Number of Contracts	3 Notional Amount	4 Description	5 Description of Item(s) Hedged, Used for Income Generation or Replicated	6 Schedule/ Exhibit Identifier	7 Type(s) of Risk(s) (a)	8 Date of Maturity or Expiration	9 Exchange	10 Trade Date	11 Transaction Price	12 Reporting Date Price	13 Fair Value	14 Book/ Adjusted Carrying Value	Highly Effective Hedges			18 Cumulative Variation Margin for All Other Hedges	19 Change in Variation Margin Gain (Loss) Recognized in Current Year	20 Potential Exposure	21 Hedge Effectiveness at Inception and at Quarter-end (b)	22 Value of One (1) Point																				
														15 Cumulative Variation Margin	16 Deferred Variation Margin	17 Change in Variation Margin Gain (Loss) Used to Adjust Basis of Hedged Item																									
NONE																																									
1759999999 - Totals																																								XXX	XXX

Broker Name	Beginning Cash Balance	Cumulative Cash Change	Ending Cash Balance
NONE			
Total Net Cash Deposits			

(a)

Code	Description of Hedged Risk(s)

(b)

Code	Financial or Economic Impact of the Hedge at the End of the Reporting Period

E07

Schedule DB - Part D-Section 2 - Collateral for Derivative Instruments Open - Pledged By

N O N E

Schedule DB - Part D-Section 2 - Collateral for Derivative Instruments Open - Pledged To

N O N E

Schedule DB - Part E - Derivatives Hedging Variable Annuity Guarantees

N O N E

Schedule DL - Part 1 - Reinvested Collateral Assets Owned

N O N E

Schedule DL - Part 2 - Reinvested Collateral Assets Owned

N O N E

STATEMENT AS OF JUNE 30, 2024 OF THE EAGLE LIFE INSURANCE COMPANY

SCHEDULE E - PART 2 - CASH EQUIVALENTS

Show Investments Owned End of Current Quarter

1 CUSIP	2 Description	3 Code	4 Date Acquired	5 Rate of Interest	6 Maturity Date	7 Book/Adjusted Carrying Value	8 Amount of Interest Due and Accrued	9 Amount Received During Year
	UNITEDSTATESTREASURY TBILL CASH		04/11/2024	5.238	07/05/2024	84,949,991		1,013,793
	UNITEDSTATESTREASURY TBILL CASH		04/18/2024	5.237	07/11/2024	103,847,036		1,164,067
	UNITEDSTATESTREASURY TBILL CASH		05/17/2024	5.235	08/08/2024	49,721,888		325,368
	UNITEDSTATESTREASURY TBILL CASH		04/25/2024	5.250	07/18/2024	24,937,399		246,578
	UNITEDSTATESTREASURY TBILL CASH		04/26/2024	5.251	07/25/2024	24,911,633		239,820
	UNITEDSTATESTREASURY TBILL CASH		05/16/2024	5.241	08/01/2024	49,772,824		333,320
	UNITEDSTATESTREASURY TBILL CASH		05/23/2024	5.243	08/15/2024	124,175,859		748,672
	UNITEDSTATESTREASURY TBILL CASH		05/31/2024	5.245	08/22/2024	148,857,502		748,468
	UNITEDSTATESTREASURY TBILL CASH		06/07/2024	5.243	08/29/2024	74,353,287		259,890
	UNITEDSTATESTREASURY TBILL CASH		06/14/2024	5.241	09/12/2024	24,733,651		61,214
	UNITEDSTATESTREASURY TBILL CASH		06/21/2024	5.222	09/19/2024	24,709,495		35,839
	UNITEDSTATESTREASURY TBILL CASH		05/16/2024	5.238	08/06/2024	49,736,361		332,854
0019999999	Subtotal - Bonds - U.S. Governments - Issuer Obligations					784,706,926		5,509,883
0109999999	Total - U.S. Government Bonds					784,706,926		5,509,883
0309999999	Total - All Other Government Bonds							
0509999999	Total - U.S. States, Territories and Possessions Bonds							
0709999999	Total - U.S. Political Subdivisions Bonds							
0909999999	Total - U.S. Special Revenues Bonds							
	ENERGY CORPORATION CP CASH		04/30/2024	5.550	07/22/2024	4,983,658		47,635
	TELUS CORPORATION CP CASH		04/26/2024	5.630	07/12/2024	268,532		2,772
1019999999	Subtotal - Bonds - Industrial and Miscellaneous (Unaffiliated) - Issuer Obligations					5,252,190		50,407
1109999999	Total - Industrial and Miscellaneous (Unaffiliated) Bonds					5,252,190		50,407
1309999999	Total - Hybrid Securities							
1509999999	Total - Parent, Subsidiaries and Affiliates Bonds							
1909999999	Subtotal - Unaffiliated Bank Loans							
2419999999	Total - Issuer Obligations					789,959,116		5,560,290
2429999999	Total - Residential Mortgage-Backed Securities							
2439999999	Total - Commercial Mortgage-Backed Securities							
2449999999	Total - Other Loan-Backed and Structured Securities							
2459999999	Total - SVO Identified Funds							
2469999999	Total - Affiliated Bank Loans							
2479999999	Total - Unaffiliated Bank Loans							
2509999999	Total Bonds					789,959,116		5,560,290
481200-68-8	JPMORGAN US GOVT MM FUND 1086		06/24/2024	0.000		5,140,145		
8309999999	Subtotal - All Other Money Market Mutual Funds					5,140,145		
	INVESCO GOVERNMENT & AGENCY PO STIFFUND		06/27/2024	0.000		10,000,000		49,648
8509999999	Subtotal - Other Cash Equivalents					10,000,000		49,648
8609999999	Total Cash Equivalents					805,099,261		5,609,938

Medicare Part D Coverage Supplement

N O N E

Trusted Surplus - Cover

N O N E

Trusted Surplus Statement - Assets

N O N E

Trusted Surplus Statement - Liabilities and Trusted Surplus

N O N E

OVERFLOW PAGE FOR WRITE-INS

NONE