

QUARTERLY STATEMENT

OF THE

EAGLE LIFE INSURANCE COMPANY

TO THE

Insurance Department

OF THE

STATE OF

**FOR THE QUARTER ENDED
SEPTEMBER 30, 2024**

LIFE, ACCIDENT AND HEALTH

FRATERNAL BENEFIT SOCIETIES

2024



LIFE, ACCIDENT AND HEALTH COMPANIES/FRATERNAL BENEFIT SOCIETIES - ASSOCIATION EDITION

QUARTERLY STATEMENT

AS OF SEPTEMBER 30, 2024

OF THE CONDITION AND AFFAIRS OF THE

Eagle Life Insurance Company

NAIC Group Code 0408 2658 NAIC Company Code 13183 Employer's ID Number 26-3218907
(Current) (Prior)

Organized under the Laws of Iowa, State of Domicile or Port of Entry IA

Country of Domicile United States of America

Licensed as business type: Life, Accident and Health [X] Fraternal Benefit Societies []

Incorporated/Organized 08/28/2008 Commenced Business 08/28/2008

Statutory Home Office 6000 Westown Parkway, West Des Moines, IA, US 50266-5921
(Street and Number) (City or Town, State, Country and Zip Code)

Main Administrative Office 6000 Westown Parkway
(Street and Number)
West Des Moines, IA, US 50266-5921, 515-221-0002
(City or Town, State, Country and Zip Code) (Area Code) (Telephone Number)

Mail Address PO Box 71216, Des Moines, IA, US 50325
(Street and Number or P.O. Box) (City or Town, State, Country and Zip Code)

Primary Location of Books and Records 6000 Westown Parkway
(Street and Number)
West Des Moines, IA, US 50266-5921, 515-221-0002
(City or Town, State, Country and Zip Code) (Area Code) (Telephone Number)

Internet Website Address www.eagle-lifeco.com

Statutory Statement Contact Chelsea Jennifer Fichtner, 515-273-3876
(Name) (Area Code) (Telephone Number)
chelsea.fichtner@american-equity.com, 515-440-2715
(E-mail Address) (FAX Number)

OFFICERS

Chief Executive Officer, President Bereket "Josh" Feyissa # Treasurer Steven D. Schwartz #
Chief Legal Officer, Corporate Secretary Erik H. Askelsen # Senior Vice President, Chief Corporate Actuary Angelika Feng #

OTHER

Shari V. Wood #, Senior Vice President, Chief of Staff and Head of Administrative Services Aaron J. Boushek #, Chief Financial Officer

DIRECTORS OR TRUSTEES

Bereket "Josh" Feyissa # Erik H. Askelsen # Aaron J. Boushek #
Reza Syed # Shari V. Wood #

State of Iowa SS:
County of Polk

The officers of this reporting entity being duly sworn, each depose and say that they are the described officers of said reporting entity, and that on the reporting period stated above, all of the herein described assets were the absolute property of the said reporting entity, free and clear from any liens or claims thereon, except as herein stated, and that this statement, together with related exhibits, schedules and explanations therein contained, annexed or referred to, is a full and true statement of all the assets and liabilities and of the condition and affairs of the said reporting entity as of the reporting period stated above, and of its income and deductions therefrom for the period ended, and have been completed in accordance with the NAIC Annual Statement Instructions and Accounting Practices and Procedures manual except to the extent that: (1) state law may differ; or, (2) that state rules or regulations require differences in reporting not related to accounting practices and procedures, according to the best of their information, knowledge and belief, respectively. Furthermore, the scope of this attestation by the described officers also includes the related corresponding electronic filing with the NAIC, when required, that is an exact copy (except for formatting differences due to electronic filing) of the enclosed statement. The electronic filing may be requested by various regulators in lieu of or in addition to the enclosed statement.

Bereket "Josh" Feyissa
Chief Executive Officer, President

Erik H. Askelsen
Chief Legal Officer, Corporate Secretary

Steven D. Schwartz
Treasurer

Subscribed and sworn to before me this 25 day of October 2024

a. Is this an original filing? Yes [X] No []

- b. If no,
1. State the amendment number.....
2. Date filed
3. Number of pages attached.....

JaWon Matthews
Financial & Accounting Analyst
02/16/2026

STATEMENT AS OF SEPTEMBER 30, 2024 OF THE EAGLE LIFE INSURANCE COMPANY

ASSETS

	Current Statement Date			4 December 31 Prior Year Net Admitted Assets
	1 Assets	2 Nonadmitted Assets	3 Net Admitted Assets (Cols. 1 - 2)	
1. Bonds	2,002,565,005		2,002,565,005	2,238,964,999
2. Stocks:				
2.1 Preferred stocks	4,029,714		4,029,714	
2.2 Common stocks	79,355,058		79,355,058	
3. Mortgage loans on real estate:				
3.1 First liens	633,647,723		633,647,723	758,729,485
3.2 Other than first liens.....				
4. Real estate:				
4.1 Properties occupied by the company (less \$ encumbrances)				
4.2 Properties held for the production of income (less \$ encumbrances)				
4.3 Properties held for sale (less \$ encumbrances)				
5. Cash (\$ 160,001,551), cash equivalents (\$ 694,918,481) and short-term investments (\$262,036,834)	1,116,956,866		1,116,956,866	733,092,354
6. Contract loans (including \$ premium notes)				
7. Derivatives	46,139,321		46,139,321	43,397,791
8. Other invested assets	42,334,423		42,334,423	30,629,034
9. Receivables for securities	10,175,379		10,175,379	9,302,674
10. Securities lending reinvested collateral assets				
11. Aggregate write-ins for invested assets				
12. Subtotals, cash and invested assets (Lines 1 to 11)	3,935,203,489		3,935,203,489	3,814,116,337
13. Title plants less \$ charged off (for Title insurers only)				
14. Investment income due and accrued	22,791,377	1,243,805	21,547,572	24,883,014
15. Premiums and considerations:				
15.1 Uncollected premiums and agents' balances in the course of collection	1,295,372	1,295,372		
15.2 Deferred premiums, agents' balances and installments booked but deferred and not yet due (including \$ earned but unbilled premiums)				
15.3 Accrued retrospective premiums (\$) and contracts subject to redetermination (\$)				
16. Reinsurance:				
16.1 Amounts recoverable from reinsurers				
16.2 Funds held by or deposited with reinsured companies				
16.3 Other amounts receivable under reinsurance contracts	11,570,947		11,570,947	1,515,070
17. Amounts receivable relating to uninsured plans				
18.1 Current federal and foreign income tax recoverable and interest thereon				
18.2 Net deferred tax asset	39,735,935	24,406,884	15,329,051	15,006,013
19. Guaranty funds receivable or on deposit				
20. Electronic data processing equipment and software				
21. Furniture and equipment, including health care delivery assets (\$)	864	864		
22. Net adjustment in assets and liabilities due to foreign exchange rates				
23. Receivables from parent, subsidiaries and affiliates				
24. Health care (\$) and other amounts receivable				
25. Aggregate write-ins for other than invested assets	6,692,946	15,164	6,677,782	4,711,694
26. Total assets excluding Separate Accounts, Segregated Accounts and Protected Cell Accounts (Lines 12 to 25)	4,017,290,930	26,962,089	3,990,328,841	3,860,232,128
27. From Separate Accounts, Segregated Accounts and Protected Cell Accounts				
28. Total (Lines 26 and 27)	4,017,290,930	26,962,089	3,990,328,841	3,860,232,128
DETAILS OF WRITE-INS				
1101.				
1102.				
1103.				
1198. Summary of remaining write-ins for Line 11 from overflow page				
1199. Totals (Lines 1101 through 1103 plus 1198)(Line 11 above)				
2501. MISCELLANEOUS RECEIVABLES	386,839	15,164	371,675	259,075
2502. NEGATIVE IMR	6,306,107		6,306,107	4,452,619
2503.				
2598. Summary of remaining write-ins for Line 25 from overflow page				
2599. Totals (Lines 2501 through 2503 plus 2598)(Line 25 above)	6,692,946	15,164	6,677,782	4,711,694

STATEMENT AS OF SEPTEMBER 30, 2024 OF THE EAGLE LIFE INSURANCE COMPANY

LIABILITIES, SURPLUS AND OTHER FUNDS

	1 Current Statement Date	2 December 31 Prior Year
1. Aggregate reserve for life contracts \$ 3,517,294,662 less \$ included in Line 6.3 (including \$ Modco Reserve)	3,517,294,662	3,385,419,928
2. Aggregate reserve for accident and health contracts (including \$ Modco Reserve)		
3. Liability for deposit-type contracts (including \$ Modco Reserve).....	1,901,670	2,060,441
4. Contract claims:		
4.1 Life	18,323,230	16,215,687
4.2 Accident and health		
5. Policyholders' dividends/refunds to members \$ and coupons \$ due and unpaid		
6. Provision for policyholders' dividends, refunds to members and coupons payable in following calendar year - estimated amounts:		
6.1 Policyholders' dividends and refunds to members apportioned for payment (including \$ Modco)		
6.2 Policyholders' dividends and refunds to members not yet apportioned (including \$ Modco)		
6.3 Coupons and similar benefits (including \$ Modco)		
7. Amount provisionally held for deferred dividend policies not included in Line 6		
8. Premiums and annuity considerations for life and accident and health contracts received in advance less \$ discount; including \$ accident and health premiums		
9. Contract liabilities not included elsewhere:		
9.1 Surrender values on canceled contracts		
9.2 Provision for experience rating refunds, including the liability of \$ accident and health experience rating refunds of which \$ is for medical loss ratio rebate per the Public Health Service Act		
9.3 Other amounts payable on reinsurance, including \$ assumed and \$ ceded		
9.4 Interest Maintenance Reserve		
10. Commissions to agents due or accrued-life and annuity contracts \$ 1,790,288 , accident and health \$ and deposit-type contract funds \$	1,790,288	1,774,240
11. Commissions and expense allowances payable on reinsurance assumed		
12. General expenses due or accrued	6,636,337	1,799,162
13. Transfers to Separate Accounts due or accrued (net) (including \$ accrued for expense allowances recognized in reserves, net of reinsured allowances)		
14. Taxes, licenses and fees due or accrued, excluding federal income taxes	(26,424)	(266,358)
15.1 Current federal and foreign income taxes, including \$ on realized capital gains (losses)	3,989,808	4,769,321
15.2 Net deferred tax liability		
16. Unearned investment income	4,433	41,590
17. Amounts withheld or retained by reporting entity as agent or trustee	6,626,516	(896,798)
18. Amounts held for agents' account, including \$ agents' credit balances		
19. Remittances and items not allocated	26,448,559	27,574,918
20. Net adjustment in assets and liabilities due to foreign exchange rates		
21. Liability for benefits for employees and agents if not included above		
22. Borrowed money \$ and interest thereon \$		
23. Dividends to stockholders declared and unpaid		
24. Miscellaneous liabilities:		
24.01 Asset valuation reserve	12,613,910	9,636,525
24.02 Reinsurance in unauthorized and certified (\$) companies		
24.03 Funds held under reinsurance treaties with unauthorized and certified (\$) reinsurers		
24.04 Payable to parent, subsidiaries and affiliates	1,265,768	3,185,796
24.05 Drafts outstanding		
24.06 Liability for amounts held under uninsured plans		
24.07 Funds held under coinsurance		
24.08 Derivatives		
24.09 Payable for securities	5,638,653	5,189,817
24.10 Payable for securities lending		
24.11 Capital notes \$ and interest thereon \$		
25. Aggregate write-ins for liabilities	121,882,125	103,065,851
26. Total liabilities excluding Separate Accounts business (Lines 1 to 25)	3,724,389,535	3,559,570,120
27. From Separate Accounts Statement		
28. Total liabilities (Lines 26 and 27)	3,724,389,535	3,559,570,120
29. Common capital stock	2,500,000	2,500,000
30. Preferred capital stock		
31. Aggregate write-ins for other than special surplus funds		
32. Surplus notes		
33. Gross paid in and contributed surplus	281,101,569	280,783,670
34. Aggregate write-ins for special surplus funds		
35. Unassigned funds (surplus)	(17,662,263)	17,378,338
36. Less treasury stock, at cost:		
36.1 shares common (value included in Line 29 \$)		
36.2 shares preferred (value included in Line 30 \$)		
37. Surplus (Total Lines 31+32+33+34+35-36) (including \$ in Separate Accounts Statement)	263,439,306	298,162,008
38. Totals of Lines 29, 30 and 37	265,939,306	300,662,008
39. Totals of Lines 28 and 38 (Page 2, Line 28, Col. 3)	3,990,328,841	3,860,232,128
DETAILS OF WRITE-INS		
2501. AMOUNT DUE REINSURERS	121,882,125	103,065,851
2502.		
2503.		
2598. Summary of remaining write-ins for Line 25 from overflow page		
2599. Totals (Lines 2501 through 2503 plus 2598)(Line 25 above)	121,882,125	103,065,851
3101.		
3102.		
3103.		
3198. Summary of remaining write-ins for Line 31 from overflow page		
3199. Totals (Lines 3101 through 3103 plus 3198)(Line 31 above)		
3401.		
3402.		
3403.		
3498. Summary of remaining write-ins for Line 34 from overflow page		
3499. Totals (Lines 3401 through 3403 plus 3498)(Line 34 above)		

STATEMENT AS OF SEPTEMBER 30, 2024 OF THE EAGLE LIFE INSURANCE COMPANY

SUMMARY OF OPERATIONS

	1 Current Year To Date	2 Prior Year To Date	3 Prior Year Ended December 31
1. Premiums and annuity considerations for life and accident and health contracts	298,645,729	569,458,158	638,806,778
2. Considerations for supplementary contracts with life contingencies	142,772	375,111	375,111
3. Net investment income	178,020,086	80,773,630	122,170,099
4. Amortization of Interest Maintenance Reserve (IMR)	(2,257,552)	(846,227)	(1,497,797)
5. Separate Accounts net gain from operations excluding unrealized gains or losses			
6. Commissions and expense allowances on reinsurance ceded	97,011,064	54,997,569	79,292,345
7. Reserve adjustments on reinsurance ceded			
8. Miscellaneous Income:			
8.1 Income from fees associated with investment management, administration and contract guaranties from Separate Accounts			
8.2 Charges and fees for deposit-type contracts			
8.3 Aggregate write-ins for miscellaneous income		(86,037)	(86,037)
9. Totals (Lines 1 to 8.3)	571,562,099	704,672,204	839,060,499
10. Death benefits			
11. Matured endowments (excluding guaranteed annual pure endowments)			
12. Annuity benefits	36,542,296	26,580,844	36,323,549
13. Disability benefits and benefits under accident and health contracts			
14. Coupons, guaranteed annual pure endowments and similar benefits			
15. Surrender benefits and withdrawals for life contracts	311,626,989	108,706,745	170,490,792
16. Group conversions			
17. Interest and adjustments on contract or deposit-type contract funds	151,731	12,725	(22,058)
18. Payments on supplementary contracts with life contingencies	17,142	55,751	73,516
19. Increase in aggregate reserves for life and accident and health contracts	131,874,734	481,215,117	517,526,745
20. Totals (Lines 10 to 19)	480,212,892	616,571,182	724,392,544
21. Commissions on premiums, annuity considerations, and deposit-type contract funds (direct business only)	89,539,817	68,992,348	92,103,144
22. Commissions and expense allowances on reinsurance assumed	40,849	47,468	62,026
23. General insurance expenses and fraternal expenses	10,683,594	13,532,430	19,486,627
24. Insurance taxes, licenses and fees, excluding federal income taxes	5,230,378	1,915,156	2,901,670
25. Increase in loading on deferred and uncollected premiums			
26. Net transfers to or (from) Separate Accounts net of reinsurance			
27. Aggregate write-ins for deductions	847,840		
28. Totals (Lines 20 to 27)	586,555,370	701,058,584	838,946,011
29. Net gain from operations before dividends to policyholders and federal income taxes (Line 9 minus Line 28)	(14,993,271)	3,613,620	114,489
30. Dividends to policyholders and refunds to members			
31. Net gain from operations after dividends to policyholders, refunds to members and before federal income taxes (Line 29 minus Line 30)	(14,993,271)	3,613,620	114,489
32. Federal and foreign income taxes incurred (excluding tax on capital gains)	10,302,952	6,174,935	6,565,408
33. Net gain from operations after dividends to policyholders, refunds to members and federal income taxes and before realized capital gains or (losses) (Line 31 minus Line 32)	(25,296,223)	(2,561,315)	(6,450,919)
34. Net realized capital gains (losses) (excluding gains (losses) transferred to the IMR) less capital gains tax of \$ (1,318,183) (excluding taxes of \$ (4,994,961) transferred to the IMR)	(18,790,567)	68,464	68,464
35. Net income (Line 33 plus Line 34)	(44,086,790)	(2,492,851)	(6,382,455)
CAPITAL AND SURPLUS ACCOUNT			
36. Capital and surplus, December 31, prior year	300,662,008	317,198,900	317,198,900
37. Net income (Line 35)	(44,086,790)	(2,492,851)	(6,382,455)
38. Change in net unrealized capital gains (losses) less capital gains tax of \$ 3,426,230	12,957,478	(10,838,899)	(10,128,660)
39. Change in net unrealized foreign exchange capital gain (loss)	(68,330)		
40. Change in net deferred income tax	14,562,770	6,156,195	3,334,365
41. Change in nonadmitted assets	(11,754,531)	(10,079,685)	(3,857,172)
42. Change in liability for reinsurance in unauthorized and certified companies			
43. Change in reserve on account of change in valuation basis, (increase) or decrease			
44. Change in asset valuation reserve	(2,977,385)	6,726,351	4,616,399
45. Change in treasury stock			
46. Surplus (contributed to) withdrawn from Separate Accounts during period			
47. Other changes in surplus in Separate Accounts Statement			
48. Change in surplus notes			
49. Cumulative effect of changes in accounting principles			
50. Capital changes:			
50.1 Paid in			
50.2 Transferred from surplus (Stock Dividend)			
50.3 Transferred to surplus			
51. Surplus adjustment:			
51.1 Paid in	317,899	909,834	35,576
51.2 Transferred to capital (Stock Dividend)			
51.3 Transferred from capital			
51.4 Change in surplus as a result of reinsurance			
52. Dividends to stockholders			
53. Aggregate write-ins for gains and losses in surplus	(3,673,813)	(2,918,106)	(4,154,945)
54. Net change in capital and surplus for the year (Lines 37 through 53)	(34,722,702)	(12,537,161)	(16,536,892)
55. Capital and surplus, as of statement date (Lines 36 + 54)	265,939,306	304,661,739	300,662,008
DETAILS OF WRITE-INS			
08.301. CONVERSION - PLM			(86,037)
08.302. MISCELLANEOUS INCOME (EXPENSE)		(86,037)	
08.303.			
08.398. Summary of remaining write-ins for Line 8.3 from overflow page			
08.399. Totals (Lines 08.301 through 08.303 plus 08.398) (Line 8.3 above)		(86,037)	(86,037)
2701. MARKET VALUE ADJUSTMENT TO IMR - DIRECT	847,840		
2702.			
2703.			
2798. Summary of remaining write-ins for Line 27 from overflow page			
2799. Totals (Lines 2701 through 2703 plus 2798)(Line 27 above)	847,840		
5301. REINSURANCE ON IN-FORCE BUSINESS	(3,673,813)	(2,918,106)	(4,154,945)
5302. STOCK BASED COMPENSATION			
5303.			
5398. Summary of remaining write-ins for Line 53 from overflow page			
5399. Totals (Lines 5301 through 5303 plus 5398)(Line 53 above)	(3,673,813)	(2,918,106)	(4,154,945)

STATEMENT AS OF SEPTEMBER 30, 2024 OF THE EAGLE LIFE INSURANCE COMPANY

CASH FLOW

	1 Current Year To Date	2 Prior Year To Date	3 Prior Year Ended December 31
Cash from Operations			
1. Premiums collected net of reinsurance	298,788,501	472,761,105	636,065,559
2. Net investment income	181,672,174	80,345,289	121,478,470
3. Miscellaneous income	97,011,064	54,911,532	79,206,308
4. Total (Lines 1 to 3)	577,471,740	608,017,926	836,750,337
5. Benefit and loss related payments	346,230,614	139,027,072	210,897,927
6. Net transfers to Separate Accounts, Segregated Accounts and Protected Cell Accounts			
7. Commissions, expenses paid and aggregate write-ins for deductions	101,249,321	83,945,117	114,223,369
8. Dividends paid to policyholders			
9. Federal and foreign income taxes paid (recovered) net of \$ tax on capital gains (losses)	4,769,321	3,273,656	3,273,657
10. Total (Lines 5 through 9)	452,249,256	226,245,845	328,394,953
11. Net cash from operations (Line 4 minus Line 10)	125,222,484	381,772,081	508,355,385
Cash from Investments			
12. Proceeds from investments sold, matured or repaid:			
12.1 Bonds	395,901,385	537,985,710	581,663,868
12.2 Stocks	174,474	101,637	117,237
12.3 Mortgage loans	191,173,239	127,613,202	169,147,672
12.4 Real estate			
12.5 Other invested assets	1,039,683	67,319	240,671
12.6 Net gains or (losses) on cash, cash equivalents and short-term investments			
12.7 Miscellaneous proceeds	448,836	6,515,468	1,078,525
12.8 Total investment proceeds (Lines 12.1 to 12.7)	588,737,617	672,283,336	752,247,973
13. Cost of investments acquired (long-term only):			
13.1 Bonds	166,561,225	221,217,020	261,657,257
13.2 Stocks	83,290,165		
13.3 Mortgage loans	67,838,748	344,966,645	395,044,112
13.4 Real estate			
13.5 Other invested assets	19,568,802	7,698,680	16,610,168
13.6 Miscellaneous applications	3,614,235	26,399,507	19,454,821
13.7 Total investments acquired (Lines 13.1 to 13.6)	340,873,175	600,281,852	692,766,358
14. Net increase (or decrease) in contract loans and premium notes			
15. Net cash from investments (Line 12.8 minus Line 13.7 and Line 14)	247,864,442	72,001,484	59,481,615
Cash from Financing and Miscellaneous Sources			
16. Cash provided (applied):			
16.1 Surplus notes, capital notes			
16.2 Capital and paid in surplus, less treasury stock	317,899	909,834	35,576
16.3 Borrowed funds			
16.4 Net deposits on deposit-type contracts and other insurance liabilities	(158,771)	632,566	548,976
16.5 Dividends to stockholders			
16.6 Other cash provided (applied)	10,618,459	169,781,682	93,892,929
17. Net cash from financing and miscellaneous sources (Line 16.1 through Line 16.4 minus Line 16.5 plus Line 16.6)	10,777,586	171,324,082	94,477,481
RECONCILIATION OF CASH, CASH EQUIVALENTS AND SHORT-TERM INVESTMENTS			
18. Net change in cash, cash equivalents and short-term investments (Line 11, plus Lines 15 and 17)	383,864,512	625,097,647	662,314,481
19. Cash, cash equivalents and short-term investments:			
19.1 Beginning of year	733,092,354	70,777,873	70,777,873
19.2 End of period (Line 18 plus Line 19.1)	1,116,956,866	695,875,520	733,092,354
Note: Supplemental disclosures of cash flow information for non-cash transactions:			
20.0001. ADDITIONAL PAID IN CAPITAL		233,295	35,576
20.0002. STOCK BASED COMPENSATION			

EXHIBIT 1

DIRECT PREMIUMS AND DEPOSIT-TYPE CONTRACTS

	1 Current Year To Date	2 Prior Year To Date	3 Prior Year Ended December 31
1. Individual life			
2. Group life			
3. Individual annuities	1,969,418,466	1,481,939,545	1,916,661,070
4. Group annuities			
5. Accident & health			
6. Fraternal			
7. Other lines of business			
8. Subtotal (Lines 1 through 7)	1,969,418,466	1,481,939,545	1,916,661,070
9. Deposit-type contracts			
10. Total (Lines 8 and 9)	1,969,418,466	1,481,939,545	1,916,661,070

NOTES TO FINANCIAL STATEMENTS

NOTE 1 Summary of Significant Accounting Policies and Going Concern

A. Accounting Practices

The financial statements of the Company are presented on the basis of accounting practices prescribed or permitted by the Iowa Department of Commerce, Insurance Division (the "Insurance Division"). The Insurance Division recognizes only statutory accounting practices prescribed or permitted by the State of Iowa for determining and reporting the financial condition and results of operations of an insurance company and for determining its solvency under Iowa Insurance Law. The National Association of Insurance Commissioners' ("NAIC") Accounting Practices and Procedures Manual ("NAIC SAP") has been adopted as a component of prescribed or permitted practices by the Insurance Division. The Company differs from NAIC SAP under Iowa Administrative Code 191 - Chapter 97, Accounting for Certain Derivative Instruments Used to Hedge the Growth in Interest Credited for Indexed Insurance Products and Accounting for the Indexed Insurance Products Reserve, a prescribed practice issued by the Insurance Division. Under this prescribed practice, call option derivative instruments that hedge the growth in interest credited on index products are accounted for at amortized cost with the corresponding amortization recorded as a decrease to net investment income and indexed annuity reserves are calculated based on Standard Valuation Law and Guideline 35 assuming the market value of the call options associated with the current index term is zero regardless of the observable market value for such options. The Company also has a prescribed practice under Iowa Administrative Code 191 - Chapter 43 "Annuity Mortality Tables For Use In Determining Reserve Liabilities for Annuities" ("IAC 191-43") which allows the use of the Annuity 2000 Mortality Table for determining the minimum standard of valuation for annuities issued during 2015. The Company began using the 2012 IAR Mortality Table for annuities issued on or after January 1, 2016. NAIC SAP requires the use of the 2012 IAR Mortality Table for determining the minimum standard of valuation for annuities issued on or after January 1, 2015.

A reconciliation of the Company's net income and capital and surplus between NAIC SAP and practices prescribed and permitted by the Insurance Division is shown below:

	SSAP #	F/S Page	F/S Line #	2024	2023
NET INCOME					
(1) State basis (Page 4, Line 35, Columns 1 & 3)	XXX	XXX	XXX	\$ (44,086,790)	\$ (6,382,455)
State Prescribed Practices that are an increase/(decrease) from NAIC SAP:					
IAC 191-97					
(a) Net Investment income - derivatives	86	4	3	\$ (61,789,259)	\$ (74,342,811)
(b) Change in reserves	51	4	19	\$ 12,196,910	\$ 56,419,321
IAC 191-43				\$ -	
(c) Change in reserves, net	51	4,5	19	\$ (13,287)	\$ (241,569)
(2) Net Income (loss), NAIC SAP (1-a-b-c=2)				\$ 5,518,846	\$ 11,782,604
SURPLUS					
Statutory Surplus, Iowa Basis				\$ 265,939,306	\$ 300,662,008
(3) State Prescribed Practices that are an increase/(decrease) from NAIC SAP:					
IAC 191-97					
(a) Derivative instruments	86	2, 4	7,3	\$ (92,594,740)	\$ (75,532,864)
(b) Reserves for indexed annuities	51	3, 4	1, 19	\$ 80,779,358	\$ 68,582,448
(c) Tax impact	101	2	18.2	\$ 2,481,230	\$ 1,459,587
IAC 191-43					
(d) Change in reserves	51	3, 4	1, 19	\$ 227,042	\$ 240,329
(e) Tax Impact	101	2	18.2	\$ (47,679)	\$ (50,469)
(4) Statutory surplus, NAIX SAP (3-a-b-c-d-e=4)				\$ 275,094,096	\$ 305,962,977

B. Use of Estimates in the Preparation of the Financial Statements

The preparation of financial statements in conformity with Statutory Accounting Principles requires management to make certain estimates that affect the reported assets and liabilities, including reporting or disclosure of contingent assets and liabilities as of the date of the financial statements and the reported amounts of revenues and expenses during the reporting period. Future events, including changes in interest rates and asset valuations, could cause actual results to differ in the near term from the estimates used in the financial statements.

The most significant estimates include those used in determining policy reserves, impairment losses on investments and federal income taxes. Although some variability is inherent in these estimates, the recorded amounts reflect management's best estimates based on facts and circumstances as of the date of the financial statements. Management believes the amounts provided are appropriate.

C. Accounting Policy

1. The Company considers all highly liquid debt instruments purchased with a maturity of twelve months or less to be short-term investments and are stated at amortized cost.

2. Investments in bonds rated NAIC 1-5 (including loan-backed securities), are reported at cost adjusted for amortization of premiums or discounts. Bonds with NAIC 6 ratings are reported at the lower of amortized cost or fair value. Amortization is computed using methods which result in a level yield over the life of the security. The Company reviews its prepayment assumptions on mortgage and other asset-backed securities at regular intervals and adjusts amortization rates retrospectively when such assumptions are changed due to experience and/or expected future patterns.

Realized capital gains and losses are recorded on the trade date and determined on the basis of specific identification and are recorded net of related federal income taxes and amounts transferred to the Interest Maintenance Reserve ("IMR"). Under a formula prescribed by the NAIC, the Company defers, in the IMR, the portion of realized gains and losses on sales of fixed income investments, principally bonds, attributable to changes in the general level of interest rates and amortizes those deferrals over the remaining period to maturity of the security. Pursuant to NAIC guidance INT 23-01, net negative (disallowed) IMR may be reported as an admitted asset by the reporting entity, subject to a limitation of 10% of the reporting entity's adjusted general account capital and surplus. The Asset Valuation Reserve ("AVR") is established by the Company to provide for anticipated losses in the event of default by issuers of certain invested assets. The AVR is determined using a formula that is intended to establish a reserve to offset potential credit-related investment losses.

The carrying values of all investments are reviewed on an ongoing basis for credit deterioration. An other-than-temporary impairment shall be considered to have occurred if it is probable that the reporting entity will be unable to collect all amounts due according to the contractual terms of a debt security in effect at the date of acquisition. If this review indicates a decline in fair value that is other than temporary, the carrying amount of the investment, other than loan-backed and structured securities, is reduced to its fair value and a specific other than temporary impairment is taken. A decline in fair value which is other than temporary includes situations where the Company has made a decision to sell a security prior to its maturity at an amount below its carrying value. Such reductions in carrying values are recognized as realized losses on investments.

3. Common stocks are stated at fair value based on the latest quoted market prices.

4. No significant changes have occurred in disclosure from December 31, 2023.

5. No significant changes have occurred in disclosure from December 31, 2023.

NOTES TO FINANCIAL STATEMENTS

6. If the fair value of a loan-backed or structured security is less than its amortized cost at the reporting date, the Company assesses whether the impairment is other than temporary. If the Company intends to sell the loan-backed or structured security, an other than temporary impairment is considered to have occurred and a loss is recognized through earnings in an amount equal to the excess of amortized cost over fair value at the reporting date.

If the Company does not intend to sell the loan-backed or structured security, the Company assesses whether it has the intent and ability to retain the investment in the security for a period of time sufficient to recover the amortized cost. If the Company does not have the intent and ability to retain the investment for the time sufficient to recover the amortized cost, an other than temporary impairment is considered to have occurred and a loss is recognized through earnings in an amount equal to the excess of amortized cost over fair value at the reporting date.

If the Company does not expect to recover the amortized cost basis of the security, it is unable to assert that it will recover its amortized cost even if it does not intend to sell the security and the entity has the intent and ability to hold such security. Therefore, in those situations, an other than temporary impairment is considered to have occurred and a loss is recognized in an amount equal to the excess of amortized cost over the present value of cash flows expected to be collected, discounted at the loan-backed or structured security's effective interest rate. Interest income is recognized on an accrual basis. Dividend income is recognized when declared. The Company does not accrue income on bonds in default which are delinquent more than twelve months. Further, income is not accrued when collection is uncertain.

7. No significant changes have occurred in disclosure from December 31, 2023.

8. No significant changes have occurred in disclosure from December 31, 2023.

9. No significant changes have occurred in disclosure from December 31, 2023.

10. No significant changes have occurred in disclosure from December 31, 2023.

11. No significant changes have occurred in disclosure from December 31, 2023.

12. No significant changes have occurred in disclosure from December 31, 2023.

13. No significant changes have occurred in disclosure from December 31, 2023.

D. Going Concern

The Company's management has evaluated its ability to continue as a going concern and does not have substantial doubt the entity will continue as a going concern.

NOTE 2 Accounting Changes and Corrections of Errors

On July 1, 2024, the Company early adopted the Statutory Accounting Principles Working Group's new statutory accounting guidance for Residual Tranches or Interests/Loss Positions within SSAP 21R – Other Admitted Assets.

NOTE 3 Business Combinations and Goodwill

No significant changes have occurred in disclosure from December 31, 2023.

NOTE 4 Discontinued Operations

No significant changes have occurred in the disclosure from December 31, 2023.

NOTE 5 Investments

A. Mortgage Loans, including Mezzanine Real Estate Loans

No significant changes have occurred in the disclosure from December 31, 2023.

B. Debt Restructuring

No significant changes have occurred in the disclosure from December 31, 2023.

C. Reverse Mortgages

No significant changes have occurred in the disclosure from December 31, 2023.

D. Loan-Backed Securities

- (1) Prepayment assumptions for loan-backed securities were obtained from third party rating agencies and/or third party loan servicers.
- (2) For the nine months ended September 30, 2024, the Company did not recognize other than temporary impairments ("OTTI") on its loan-backed securities on the basis of intent to sell and on the basis of the inability or lack of intent to retain the investment in the security for a period of time sufficient to recover the amortized cost basis as follows:
 - (3) The Company did not have any loan-backed securities for which the present value of cash flows expected to be collected was less than amortized cost, and as a result no OTTI was recorded during the nine months ended September 30, 2024.
 - (4) For loan-backed and structured securities with unrealized losses as of September 30, 2024, the gross unrealized losses and fair value, aggregated by length of time that individual securities have been in a continuous unrealized loss position are summarized as follows:
 - a) The aggregate amount of unrealized losses:

1. Less than 12 Months	\$ 48,761
2. 12 Months or Longer	\$ 60,139,013
 - b) The aggregate related fair value of securities with unrealized losses:

1. Less than 12 Months	\$ 18,251,722
2. 12 Months or Longer	\$ 537,088,355
- (5) The process for evaluating loan-backed and structured securities is based on a number of factors. The primary consideration in the evaluation process is the issuer's ability to meet current and future interest and principal payments as contractually stated at the time of purchase. The review of these securities includes an analysis of the cash flow modeling under various default scenarios considering independent third party benchmarks, the seniority of the specific tranche within the structure of the security, the composition of the collateral and the actual default, loss severity and prepayment experience exhibited. With the input of third party assumptions for default projections, loss severity and prepayment expectations, the Company evaluates the cash flow projections to determine whether the security is performing in accordance with its contractual obligations.

At September 30, 2024 the Company had no exposure to subprime loan-backed securities. Substantially all of the owned securities are in the highest rated tranche of the pool in which they are structured and are not subordinated to any other tranche.

NOTES TO FINANCIAL STATEMENTS

E. Dollar Repurchase Agreements and/or Securities Lending Transactions

- (1) No significant changes have occurred in disclosure from December 31, 2023.
- (2) No significant changes have occurred in disclosure from December 31, 2023.
- (3) The Company has not pledged as collateral any assets as part of a repurchase agreement or securities lending transaction during the nine months ended September 30, 2024.
- (4) No significant changes have occurred in disclosure from December 31, 2023.
- (5) No significant changes have occurred in disclosure from December 31, 2023.
- (6) No significant changes have occurred in disclosure from December 31, 2023.
- (7) No significant changes have occurred in disclosure from December 31, 2023.

F. Repurchase Agreements Transactions Accounted for as Secured Borrowing

The Company did not have any repurchase agreements transactions accounted for as secured borrowing as of September 30, 2024.

G. Reverse Repurchase Agreements Transactions Accounted for as Secured Borrowing

The Company did not have any reverse repurchase agreements transactions accounted for as secured borrowing as of September 30, 2024.

- (1) Information regarding the company policy or strategies for engaging in repo programs, policy for requiring collateral.

Included in short-term investments are amounts receivable under reverse repurchase agreements, which involves the purchase of investments from a seller with the agreement that the investments will be repurchased by the seller at a specified price, and at a specified date or within a specified period of time. The investments purchased, which represent collateral on a secured lending arrangement, are not reflected in the Company's balance sheets. Instead, the secured lending arrangement is reflected as a short-term investment for the principal amount loaned under the agreement.

REPURCHASE TRANSACTION – CASH PROVIDER – OVERVIEW OF SECURED BORROWING TRANSACTIONS

- (2) Type of Repo Trades Used

- a. Bilateral (YES/NO)
- b. Tri-Party (YES/NO)

FIRST QUARTER	SECOND QUARTER	THIRD QUARTER	FOURTH QUARTER
		Yes	
		No	

- (3) Original (Flow) & Residual Maturity

- a. Maximum Amount
 1. Open – No Maturity
 2. Overnight
 3. 2 Days to 1 Week
 4. > 1 Week to 1 Month
 5. > 1 Month to 3 Months
 6. > 3 Months to 1 Year
 7. > 1 Year
- b. Ending Balance
 1. Open – No Maturity
 2. Overnight
 3. 2 Days to 1 Week
 4. > 1 Week to 1 Month
 5. > 1 Month to 3 Months
 6. > 3 Months to 1 Year
 7. > 1 Year

FIRST QUARTER	SECOND QUARTER	THIRD QUARTER	FOURTH QUARTER
		\$ 22,000,000	
		\$ 22,000,000	

- (4) There were no securities sold or acquired that resulted in default.

- (5) Fair Value of Securities Acquired Under Repo – Secured Borrowing

- a. Maximum Amount
- b. Ending Balance

FIRST QUARTER	SECOND QUARTER	THIRD QUARTER	FOURTH QUARTER
		\$ 45,686,183	
		\$ 44,958,470	

NOTES TO FINANCIAL STATEMENTS

(6) Securities Acquired Under Repo – Secured Borrowing by NAIC Designation

ENDING BALANCE

- a. Bonds - FV
- b. LB & SS - FV
- c. Preferred Stock - FV
- d. Common Stock
- e. Mortgage Loans - FV
- f. Real Estate - FV
- g. Derivatives - FV
- h. Other Invested Assets - FV
- i. Total Assets - FV (Sum of a through h)

1 NONE	2 NAIC 1	3 NAIC 2	4 NAIC 3
\$ 44,958,470			
\$ 44,958,470	\$ -	\$ -	\$ -

ENDING BALANCE

- a. Bonds - FV
- b. LB & SS - FV
- c. Preferred Stock - FV
- d. Common Stock
- e. Mortgage Loans - FV
- f. Real Estate - FV
- g. Derivatives - FV
- h. Other Invested Assets - FV
- i. Total Assets - FV (Sum of a through h)

5 NAIC 4	6 NAIC 5	7 NAIC 6	8 DOES NOT QUALIFY AS ADMITTED
\$ -	\$ -	\$ -	\$ -

(7) Collateral Provided – Secured Borrowing

- a. Maximum Amount
 - 1. Cash
 - 2. Securities (FV)
 - 3. Securities (BACV)
 - 4. Nonadmitted Subset (BACV)
- b. Ending Balance
 - 1. Cash
 - 2. Securities (FV)
 - 3. Securities (BACV)
 - 4. Nonadmitted Subset (BACV)

FIRST QUARTER	SECOND QUARTER	THIRD QUARTER	FOURTH QUARTER
		\$ 22,000,000	
XXX XXX	XXX XXX	XXX XXX	XXX XXX
		\$ 22,000,000	

(8) Allocation of Aggregate Collateral Pledged by Remaining Contractual Maturity

- a. Overnight and Continuous
- b. 30 Days or Less
- c. 31 to 90 Days
- d. > 90 Days

AMORTIZED COST	FAIR VALUE

(9) Recognized Receivable for Return of Collateral – Secured Borrowing

- a. Maximum Amount
 - 1. Cash
 - 2. Securities (FV)
- b. Ending Balance
 - 1. Cash
 - 2. Securities (FV)

FIRST QUARTER	SECOND QUARTER	THIRD QUARTER	FOURTH QUARTER
		\$ 22,000,000	
		\$ 22,000,000	

H. Repurchase Agreements Transactions Accounted for as a Sale

The Company did not have any repurchase agreements transactions accounted for as a sale as of September 30, 2024.

I. Reverse Repurchase Agreements Transactions Accounted for as a Sale

The Company did not have any reverse repurchase agreements transactions accounted for as a sale as of September 30, 2024.

J. Real Estate

No significant changes have occurred in disclosure from December 31, 2023.

K. Low Income Housing tax Credits (LIHTC)

No significant changes have occurred in disclosure from December 31, 2023.

NOTES TO FINANCIAL STATEMENTS

L. Restricted Assets

1. Restricted Assets (Including Pledged)

Restricted Asset Category	Gross (Admitted & Nonadmitted) Restricted						
	Current Year					6	7
	1	2	3	4	5		
	Total General Account (G/A)	G/A Supporting S/A Activity (a)	Total Separate Account (S/A) Restricted Assets	S/A Assets Supporting G/A Activity (b)	Total (1 plus 3)	Total From Prior Year	Increase/ (Decrease) (5 minus 6)
a. Subject to contractual obligation for which liability is not shown					\$ -		\$ -
b. Collateral held under security lending agreements					\$ -		\$ -
c. Subject to repurchase agreements					\$ -		\$ -
d. Subject to reverse repurchase agreements	\$ 22,000,000				\$ 22,000,000		\$ 22,000,000
e. Subject to dollar repurchase agreements					\$ -		\$ -
f. Subject to dollar reverse repurchase agreements					\$ -		\$ -
g. Placed under option contracts					\$ -		\$ -
h. Letter stock or securities restricted as to sale - excluding FHLB capital stock					\$ -		\$ -
i. FHLB capital stock					\$ -		\$ -
j. On deposit with states	\$ 3,494,755				\$ 3,494,755	\$ 2,842,671	\$ 652,084
k. On deposit with other regulatory bodies					\$ -		\$ -
l. Pledged collateral to FHLB (including assets backing funding agreements)					\$ -		\$ -
m. Pledged as collateral not captured in other categories					\$ -		\$ -
n. Other restricted assets					\$ -		\$ -
o. Total Restricted Assets (Sum of a through n)	\$ 25,494,755	\$ -	\$ -	\$ -	\$ 25,494,755	\$ 2,842,671	\$ 22,652,084

(a) Subset of Column 1

(b) Subset of Column 3

Restricted Asset Category	Current Year			
	8	9	Percentage	
			10	11
	Total Non-admitted Restricted	Total Admitted Restricted (5 minus 8)	Gross (Admitted & Non-admitted) Restricted to Total Assets (c)	Admitted Restricted to Total Admitted Assets (d)
a. Subject to contractual obligation for which liability is not shown		\$ -	0.00%	0.00%
b. Collateral held under security lending agreements		\$ -	0.00%	0.00%
c. Subject to repurchase agreements		\$ -	0.00%	0.00%
d. Subject to reverse repurchase agreements		\$ 22,000,000	0.55%	0.55%
e. Subject to dollar repurchase agreements		\$ -	0.00%	0.00%
f. Subject to dollar reverse repurchase agreements		\$ -	0.00%	0.00%
g. Placed under option contracts		\$ -	0.00%	0.00%
h. Letter stock or securities restricted as to sale - excluding FHLB capital stock		\$ -	0.00%	0.00%
i. FHLB capital stock		\$ -	0.00%	0.00%
j. On deposit with states		\$ 3,494,755	0.09%	0.09%
k. On deposit with other regulatory bodies		\$ -	0.00%	0.00%
l. Pledged collateral to FHLB (including assets backing funding agreements)		\$ -	0.00%	0.00%
m. Pledged as collateral not captured in other categories		\$ -	0.00%	0.00%
n. Other restricted assets		\$ -	0.00%	0.00%
o. Total Restricted Assets (Sum of a through n)	\$ -	\$ 25,494,755	0.64%	0.64%

(c) Column 5 divided by Asset Page, Column 1, Line 28

(d) Column 9 divided by Asset Page, Column 3, Line 28

2. Detail of Assets Pledged as Collateral Not Captured in Other Categories (Contracts That Share Similar Characteristics, Such as Reinsurance and Derivatives, Are Reported in the Aggregate)

None.

3. Detail of Other Restricted Assets (Contracts That Share Similar Characteristics, Such as Reinsurance and Derivatives, Are Reported in the Aggregate)

None.

4. Collateral Received and Reflected as Assets Within the Reporting Entity's Financial Statements

None.

M. Working Capital Finance Investments

The Company did not have any working capital finance investments as of September 30, 2024.

NOTES TO FINANCIAL STATEMENTS

N. Offsetting and Netting of Assets and Liabilities

	Gross Amount Recognized	Amount Offset*	Net Amount Presented on Financial Statements
(1) Assets Derivatives	\$ 46,575,531	\$ 436,210	\$ 46,139,321

* For derivative assets and derivative liabilities, the amount offset shall agree to Schedule DB, Part D, Section 1

	Gross Amount Recognized	Amount Offset*	Net Amount Presented on Financial Statements
(2) Liabilities Derivatives	\$ (436,210)	\$ (436,210)	\$ -

* For derivative assets and derivative liabilities, the amount offset shall agree to Schedule DB, Part D, Section 1

O. The Company had the following investments in 5GI Securities as of September 30, 2024

Investment	Number of 5GI Securities		Aggregate BACV		Aggregate Fair Value	
	Current Year	Prior Year	Current Year	Prior Year	Current Year	Prior Year
(1) Bonds - AC	2	3	\$ 5,830,586	\$ 6,328,911	\$ 4,366,610	\$ 4,873,669
(2) LB&SS - AC						
(3) Preferred Stock - AC						
(4) Preferred Stock - FV						
(5) Total (1+2+3+4)	2	3	\$ 5,830,586	\$ 6,328,911	\$ 4,366,610	\$ 4,873,669

AC - Amortized Cost FV - Fair Value

P. Short Sales

The Company did not have unsettled and settled short sale transactions outstanding as of September 30, 2024.

Q. Prepayment Penalty and Acceleration Fees

	<u>General Account</u>	<u>Separate Account</u>
1. Number of CUSIPs	1	
2. Aggregate Amount of Investment Income	\$89,007	

R. Reporting Entity's Share of Cash Pool by Asset Type

<u>Asset Type</u>	<u>Percent Share</u>
(1) Cash	14.3%
(2) Cash Equivalents	62.2%
(3) Short-Term Investments	23.5%
(4) Total (Must equal 100%)	100.0%

NOTE 6 Joint Ventures, Partnerships and Limited Liability Companies

No significant changes have occurred in disclosure from December 31, 2023.

NOTE 7 Investment Income

No significant changes have occurred in disclosure from December 31, 2023.

NOTE 8 Derivative Instruments

The Company uses call options to pay the benefit provided for in the Company's indexed annuity insurance products. The financial characteristics of the call options purchased by the Company generally provide for the Company to be paid the one-year appreciation of various published indices. The term of the call options is generally one year. The Company pays cash to the counterparty based upon an agreed price at the outset of the contract. The counterparty usually pays a single payment at each due date.

The Company's hedging strategy attempts to mitigate any potential risk of loss under these agreements through a regular monitoring process which evaluates the program's effectiveness. The Company purchases its option contracts from its parent, American Equity Life, who purchases its options from nationally recognized investment banking institutions. The Company is exposed to risk of loss in the event of nonperformance by the counterparties and, accordingly, American Equity Life purchases its option contracts from multiple counterparties and evaluates the creditworthiness of all counterparties prior to purchase of the contracts.

In accordance with IAC 191-97, call option derivative instruments that hedge the growth in interest credited on index products, are accounted for at amortized cost with the corresponding amortization recorded as a decrease to net investment income.

For the nine months ended September 30, 2024, proceeds received upon expiration of options and amortization of options (see Note 1 Derivative Instruments) included as components of net investment income were as follows:

	9/30/2024
Proceeds received upon expiration	\$ 116,833,025
Amortization	\$ (61,877,531)
	\$ 54,955,494
Less ceded options	\$ 159,975
	\$ 54,795,520

NOTES TO FINANCIAL STATEMENTS

NOTE 9 Income Taxes

- A. No significant changes have occurred in disclosure from December 31, 2023.
- B. No significant changes have occurred in disclosure from December 31, 2023.
- C. Current income taxes incurred consist of the following major components:

	(1) As of End of Current Period	(2) 12/31/2023	(3) (Col. 1 - 2) Change
1. Current Income Tax			
(a) Federal	\$ 10,302,952	\$ 6,565,408	\$ 3,737,544
(b) Foreign		\$ -	\$ -
(c) Subtotal (1a+1b)	\$ 10,302,952	\$ 6,565,408	\$ 3,737,544
(d) Federal income tax on net capital gains	\$ (6,313,144)	\$ (1,796,087)	\$ (4,517,057)
(e) Utilization of capital loss carry-forwards		\$ -	\$ -
(f) Other		\$ -	\$ -
(g) Federal and foreign income taxes incurred (1c+1d+1e+1f)	<u>\$ 3,989,808</u>	<u>\$ 4,769,321</u>	<u>\$ (779,513)</u>

2. No significant changes have occurred in disclosure from December 31, 2023.
3. No significant changes have occurred in disclosure from December 31, 2023.
4. No significant changes have occurred in disclosure from December 31, 2023.

D. Analysis of Actual Income Tax Expense

The provision for federal income taxes incurred is different from that which would be obtained by applying the statutory federal income tax rate to income before income taxes including realized capital gains/losses. The significant items causing the difference are as follows:

	Amounts	Effective Tax Rate (%)
Provisions computed at statutory rate	\$ (8,367,730)	21.00%
Nondeductible expenses	102,384	-0.26%
IMR	(567,279)	1.42%
Change in non-admitted assets	(197,616)	0.50%
Valuation Allowance	(874,080)	2.19%
Stock Compensation	(81,131)	0.20%
Change in surplus as a result of reinsurance	(771,501)	1.94%
Other	183,991	-0.46%
Total	<u>\$ (10,572,961)</u>	<u>26.53%</u>
Federal income tax incurred	<u>\$ 3,989,808</u>	<u>-10.01%</u>
Change in net deferred income taxes	<u>(14,562,769)</u>	<u>36.55%</u>
Total statutory income tax	<u>\$ (10,572,961)</u>	<u>26.53%</u>

E. Operating Loss and Tax Credit Carryforwards and Protective Tax Deposits

At September 30, 2024, the Company has a capital loss carryforward of \$15,602,130 that expires in 2027-2029.

F. Consolidated Federal Income Tax Return

The Company is included in a consolidated insurance group federal tax return filed by American Equity Investment Life Insurance Company and subsidiaries.

G. Federal or Foreign Federal Income Tax Loss Contingencies

No significant changes have occurred in disclosure from December 31, 2023.

H. Repatriation Transition Tax (RTT)

No significant changes have occurred in disclosure from December 31, 2023.

I. Alternative Minimum Tax (AMT) Credit

No significant changes have occurred in disclosure from December 31, 2023.

NOTE 10 Information Concerning Parent, Subsidiaries, Affiliates and Other Related Parties

- A. Effective September 4, 2024, the Company's ultimate parent company, Brookfield Reinsurance Ltd., an exempted company limited by shares established under the laws of Bermuda, changed its name to Brookfield Wealth Solutions Ltd. ("Brookfield Wealth Solutions").

The Company is wholly owned by American Equity Investment Life Insurance Company ("American Equity Life"), a life insurance company domiciled in the State of Iowa. American Equity Life is wholly owned by American National Group Inc. (the "Holding Company"), an insurance holding company domiciled in the State of Delaware.

NOTE 11 Debt

- A. No significant changes have occurred in disclosure from December 31, 2023.

B. FHLB (Federal Home Loan Bank) Agreements

The Company does not have any FHLB agreements for the for the nine months ended September 30, 2024.

NOTE 12 Retirement Plans, Deferred Compensation, Postemployment Benefits and Compensated Absences and Other Postretirement Benefit Plans

A. Defined Benefit Plan

The Company does not participate in a defined benefit plan for the for the nine months ended September 30, 2024.

- B-I. No significant changes have occurred in disclosure from December 31, 2023.

NOTES TO FINANCIAL STATEMENTS

NOTE 13 Capital and Surplus, Dividend Restrictions and Quasi-Reorganizations

The change in unassigned funds (surplus) due to unrealized losses net of tax was (\$4,230,924) for the for the nine months ended September 30, 2024.

NOTE 14 Liabilities, Contingencies and Assessments

No significant changes have occurred in disclosure from December 31, 2023.

NOTE 15 Leases

No significant changes have occurred in disclosure from December 31, 2023.

NOTE 16 Information About Financial Instruments With Off-Balance Sheet Risk and Financial Instruments With Concentrations of Credit Risk

(1)The table below summarizes the face amount of the Company's financial instruments with off-balance sheet risk as of the period indicated:

	ASSETS		LIABILITIES	
	9/30/2024	12/31/2023	9/30/2024	12/31/2023
a. Swaps		\$ -		\$ -
b. Futures		\$ -		\$ -
c. Options	\$ 46,575,530	\$ 43,397,791		\$ -
d. Total (a+b+c)	<u>\$ 46,575,530</u>	<u>\$ 43,397,791</u>	<u>\$ -</u>	<u>\$ -</u>

See Note 1 - Summary of Significant Accounting Policies for a summary of the Company's accounting policy for derivatives. See Note 8 - Derivatives for a description of the nature and terms of the Company's derivatives, including market risk and credit risk. See schedule DB of the Company's annual statement for additional detail.

(2-4) No significant changes have occurred in disclosure from December 31, 2023.

NOTE 17 Sale, Transfer and Servicing of Financial Assets and Extinguishments of Liabilities
A. Transfers of Receivables Reported as Sales

No significant changes have occurred in disclosure from December 31, 2023.

B. Transfer and Servicing of Financial Assets

The Company did not have any transactions surrounding the transfers and servicing of financial assets during the for the nine months ended September 30, 2024.

C. Wash Sales

In the course of the Company's asset management, securities are sold and reacquired within 30 days of the sale date. During the nine months ended September 30, 2024, the Company did not have any transactions qualifying as wash sales.

NOTE 18 Gain or Loss to the Reporting Entity from Uninsured Plans and the Uninsured Portion of Partially Insured Plans

No significant changes have occurred in disclosure from December 31, 2023.

NOTE 19 Direct Premium Written/Produced by Managing General Agents/Third Party Administrators

No significant changes have occurred in disclosure from December 31, 2023.

NOTE 20 Fair Value Measurements
A.

(1). Fair Value Measurements at Reporting Date

Description for each class of asset or liability	(Level 1)	(Level 2)	(Level 3)	Net Asset Value (NAV)	Total
a. Assets at fair value					
Other Invested Assets - ABS Preferred Stock		\$ 4,029,714			\$ -
Common Stock			\$ 79,355,058		\$ 79,355,058
Total assets at fair value		\$ 4,029,714	\$ 79,355,058		\$ 83,384,772

(2) Fair Value Measurements in (Level 3) of the Fair Value hierarchy

Description	Ending Balance as of Prior Quarter End	Transfers into Level 3	Transfers out of Level 3	Total gains and (losses) included in Net Income	Total gains and (losses) included in Surplus	Purchases	Issuances	Sales	Settlements	Ending Balance for Current Quarter End
Common Stock						\$79,355,058				\$ 79,355,058
Other Invested Assets/ABS		\$ 5,620,963	\$ (5,620,963)							\$ -
	\$ -	\$ 5,620,963	\$ (5,620,963)	\$ -	\$ -	\$79,355,058	\$ -	\$ -	\$ -	\$ 79,355,058

NOTES TO FINANCIAL STATEMENTS

(3) Policy on Transfers Into and Out of Level 3

Transfers of securities among the levels occur at times and depend on the type of inputs used to determine fair value of each security.

(4) Inputs and Techniques Used for Level 2 and Level 3 Fair Values

Fair value is the price that would be received to sell an asset or paid to transfer a liability (exit price) in an orderly transaction between market participants at the measurement date. The objective of a fair value measurement is to determine that price for each financial instrument at each measurement date. The Company met this objective using various methods of valuation that include market, income, and cost approaches.

The Company categorizes its financial instruments into twelve levels of fair value hierarchy based on the priority of inputs used in determining fair value. The hierarchy defines the highest priority inputs (Level 1) as quoted prices in active markets for identical assets or liabilities. The lowest priority inputs (Level 3) are the Company's assumptions about what a market participant would use in determining fair value such as estimated future cash flows. In certain cases, the inputs used to measure fair value may fall into different levels of the fair value hierarchy. In such cases, a financial instrument's level within the fair value hierarchy is based on the lowest level of input that is significant to the fair value measurement. The Company's assessment of the significance of a particular input to the fair value measurement in its entirety requires judgment and considers factors specific to the financial instrument. The Company categorizes its financial assets and liabilities recorded at fair value in the consolidated balance sheet as follows:

Level 1 - Quoted prices are available in active markets for identical financial instruments as of the reporting date. The Company does not adjust the quoted price for these financial instruments, even in situations where it holds a large position, and a sale could reasonably impact the quoted price.

Level 2 - Quoted prices in active markets or similar financial instruments, quoted prices for identical or similar financial instruments in markets that are not active, and models and other valuation methodologies using inputs other than quoted prices that are observable.

Level 3 - Models and other valuation methodologies using significant inputs that are unobservable for financial instruments and include situations where there is little, if any, market activity for the financial instrument. The inputs into the determination of fair value require significant management judgment or estimation. Financial instruments that are included in Level 3 are securities for which no market activity or data exists and for which the Company used discounted expected future cash flows with its own assumptions about what a market participant would use in determining fair value.

(5) Derivative Fair Values - None

B. Other Fair Value Disclosures - None

C. Aggregate fair value for all financial instruments and the level within the fair value hierarchy in which the fair value measurements in their entirety fall.

The following table represents the fair values and admitted values of all admitted assets and liabilities that are financial instruments excluding those accounted for under the equity method (subsidiaries and joint ventures). The fair values are also categorized into the three level fair value hierarchy.

Type of Financial Instrument	Aggregate Fair Value	Admitted Assets	(Level 1)	(Level 2)	(Level 3)	Net Asset Value (NAV)	Not Practicable (Carrying Value)
Assets							
Bonds	\$ 1,880,007,621	\$ 2,002,565,005	\$ 2,891,275	\$ 1,667,896,526	\$ 209,219,820		
Preferred stock	\$ 4,029,714	\$ 4,029,714		\$ 4,029,714			
Common stock - affiliated	\$ 79,355,058	\$ 79,355,058			\$ 79,355,058		
Mortgage loans on real-estate	\$ 583,341,882	\$ 633,647,723			\$ 583,341,882		
Derivative instruments	\$ 138,734,061	\$ 46,139,320		\$ 138,734,061			
Other invested assets	\$ 42,279,366	\$ 42,334,422		\$ 7,741,216	\$ 34,538,150		
Cash and cash equivalents	\$ 854,920,032	\$ 854,920,032	\$ 854,920,032				
Short-term investments	\$ 262,036,834	\$ 262,036,834	\$ 235,569,211	\$ 26,467,623			
Liabilities							
Annuity reserves	\$ 3,376,613,614	\$ 3,518,206,039	\$ -	\$ -	\$ 3,376,613,614	\$ -	\$ -

The following methods and assumptions were used by the Company in estimating the fair values of financial instruments:

Bonds: The fair values of fixed maturity securities in an active and orderly market are determined by utilizing independent pricing services. The independent pricing services incorporate a variety of observable market data in their valuation techniques, including:

- reported trading prices
- benchmark yields
- broker-dealer quotes
- benchmark securities
- bids and offers
- credit ratings
- relative credit information, and
- other reference data

The independent pricing services also take into account perceived market movements and sector news, as well as a security's terms and conditions, including any features specific to that issue that may influence risk and marketability. Depending on the security, the priority of the use of observable market inputs may change as some observable market inputs may not be relevant or additional inputs may be necessary.

The independent pricing services provide quoted market prices when available. Quoted prices are not always available due to market inactivity. When quoted market prices are not available, the third parties use yield data and other factors relating to instruments or securities with similar characteristics to determine fair value for securities that are not actively traded. The Company generally obtains one value from our primary external pricing service. In situations where a price is not available from this service, the Company may obtain quotes or prices from additional parties as needed. Market indices of similar rated asset class spreads are considered for valuations and broker indications of similar securities are compared. Inputs used by the broker include market information, such as yield data and other factors relating to instruments or securities with similar characteristics. Valuations and quotes obtained from third party commercial pricing services are non-binding and do not represent quotes on which one may execute the disposition of the assets.

The Company validates external valuations at least quarterly through a combination of procedures that include the evaluation of methodologies used by the pricing services, comparison of the prices to a secondary pricing source, analytical reviews and performance analysis of the prices against trends, and maintenance of a securities watch list. Additionally, as needed, the Company utilizes discounted cash flow models or performs independent valuations on a case-by-case basis using inputs and assumptions similar to those used by pricing services. Although the Company does identify differences from time to time as a result of these validation procedures, no significant adjustments were made as of September 30, 2024, and December 31, 2023.

Mortgage loans on real estate: The fair values of mortgage loans on real estate are calculated using discounted expected cash flows using current competitive market interest rates currently being offered for similar loans.

Other invested assets: The fair values of other invested assets are obtained from third parties and are based on quoted market prices when available. The third parties use yield data and other factors relating to instruments or securities with similar characteristics to determine fair value for securities that are not actively traded.

Cash and cash equivalents: Amounts reported in the statutory-basis balance sheets for these instruments are reported at their historical cost which approximates fair value due to the nature of the assets assigned to this category.

Derivatives: The fair values of the Company's derivatives are based upon the amount of cash the Company will receive to settle each derivative instrument. The fair values of derivative instruments, primarily call options, are based upon the amount of cash that we will receive to settle each derivative instrument on the reporting date. These amounts are determined by our investment team using industry accepted valuation models. Inputs include market volatility and risk free interest rates and are used in income valuation techniques in arriving at a fair value for each option contract.

NOTES TO FINANCIAL STATEMENTS

Annuity reserves: The fair values of the liabilities under contracts are stated at the cost the Company would incur to extinguish the liability (i.e., the cash surrender value).

D. Not Practicable to Estimate Fair Value

None.

E. Estimates using NAV practical expedient

As of September 30, 2024, the Company did not have any investments measured using the NAV practical expedient.

NOTE 21 Other Items

No significant changes have occurred in disclosures from December 31, 2023.

NOTE 22 Events Subsequent

Type I – Recognized Subsequent Events:

Subsequent events have been considered through October 25, 2024.

There are no subsequent events to report.

Type II – Nonrecognized Subsequent Events:

Subsequent events have been considered through October 25, 2024.

There are no subsequent events to report.

NOTE 23 Reinsurance**A. Ceded Reinsurance Report**

No significant changes have occurred in disclosure from December 31, 2023.

NOTE 24 Retrospectively Rated Contracts & Contracts Subject to Redetermination**A. Disclose the method used by the reporting entity to estimate accrued retrospective premium adjustments.**

No significant changes have occurred in disclosure from December 31, 2023.

B. Disclose whether accrued retrospective premiums are recorded through written premium or as an adjustment to earned premium.

No significant changes have occurred in disclosure from December 31, 2023.

C. Disclose the amount of net premiums written that are subject to retrospective rating features, as well as the corresponding percentage to total net premiums written.

No significant changes have occurred in disclosure from December 31, 2023.

D. Medical loss ratio rebates required pursuant to the Public Health Service Act.

No significant changes have occurred in disclosure from December 31, 2023.

E. Risk Sharing Provisions of the Affordable Care Act

The Company is not subject to risk-sharing provisions of the Affordable Care Act for the nine months ended September 30, 2024.

NOTE 25 Change in Incurred Losses and Loss Adjustment Expenses

The Company did not have any changes in incurred losses attributable to insured events of prior years as of September 30, 2024.

NOTE 26 Intercompany Pooling Arrangements

No significant changes have occurred in disclosure from December 31, 2023.

NOTE 27 Structured Settlements

No significant changes have occurred in disclosure from December 31, 2023.

NOTE 28 Health Care Receivables

No significant changes have occurred in disclosure from December 31, 2023.

NOTE 29 Participating Policies

No significant changes have occurred in disclosure from December 31, 2023.

NOTE 30 Premium Deficiency Reserves

No significant changes have occurred in disclosure from December 31, 2023.

NOTE 31 Reserves for Life Contracts and Annuity Contracts

No significant changes have occurred in disclosure from December 31, 2023.

NOTES TO FINANCIAL STATEMENTS

NOTE 32 Analysis of Annuity Actuarial Reserves and Deposit Type Contract Liabilities by Withdrawal Characteristics

A. INDIVIDUAL ANNUITIES:

	General Account	Separate Account with Guarantees	Separate Account Nonguaranteed	Total	% of Total
(1) Subject to discretionary withdrawal:					
a. With market value adjustment	\$ 8,247,290,299			\$ 8,247,290,299	83.50%
b. At book value less current surrender charge of 5% or more	\$ 557,111,138			\$ 557,111,138	5.60%
c. At fair value				\$ -	
d. Total with market value adjustment or at fair value (total of a through c)	\$ 8,804,401,437	\$ -	\$ -	\$ 8,804,401,437	89.10%
e. At book value without adjustment (minimal or no charge or adjustment)	\$ 1,074,107,052			\$ 1,074,107,052	10.90%
(2) Not subject to discretionary withdrawal	<u>\$ 1,935,280</u>			<u>\$ 1,935,280</u>	<u>0.00%</u>
(3) Total (gross: direct + assumed)	\$ 9,880,443,769	\$ -	\$ -	\$ 9,880,443,769	100.00%
(4) Reinsurance ceded	<u>\$ 6,363,149,107</u>			<u>\$ 6,363,149,107</u>	
(5) Total (net)* (3) - (4)	<u>\$ 3,517,294,662</u>	<u>\$ -</u>	<u>\$ -</u>	<u>\$ 3,517,294,662</u>	
(6) Amount included in A(1)b above that will move to A(1)e for the first time within the year after the statement date:	\$ 67,370,102			\$ 67,370,102	

* Reconciliation of total annuity actuarial reserves and deposit fund liabilities.

B. GROUP ANNUITIES:

The Company did not have any Group Annuities as of September 30, 2024.

C. DEPOSIT-TYPE CONTRACTS (no life contingencies):

	General Account	Separate Account with Guarantees	Separate Account Nonguaranteed	Total	% of Total
(1) Subject to discretionary withdrawal:					
a. With market value adjustment				\$ -	
b. At book value less current surrender charge of 5% or more				\$ -	
c. At fair value				\$ -	
d. Total with market value adjustment or at fair value (total of a through c)	\$ -	\$ -	\$ -	\$ -	
e. At book value without adjustment (minimal or no charge or adjustment)				\$ -	
(2) Not subject to discretionary withdrawal	<u>\$ 2,573,697</u>			<u>\$ 2,573,697</u>	<u>100.00%</u>
(3) Total (gross: direct + assumed)	\$ 2,573,697	\$ -	\$ -	\$ 2,573,697	100.00%
(4) Reinsurance ceded	<u>\$ 672,027</u>			<u>\$ 672,027</u>	
(5) Total (net)* (3) - (4)	<u>\$ 1,901,670</u>	<u>\$ -</u>	<u>\$ -</u>	<u>\$ 1,901,670</u>	
(6) Amount included in C(1)b above that will move to C(1)e for the first time within the year after the statement date:				\$ -	

D. Life & Accident & Health Annual Statement:

	Amount
(1) Exhibit 5, Annuities Section, Total (net)	\$ 3,516,304,368
(2) Exhibit 5, Supplementary Contracts with Life Contingencies Section, Total (net)	\$ 990,294
(3) Exhibit 7, Deposit-Type Contracts, Line 14, Column 1	<u>\$ 1,901,670</u>
(4) Subtotal (1+2+3)	<u>\$ 3,519,196,332</u>
Separate Accounts Annual Statement:	
(5) Exhibit 3, Line 0299999, Column 2	
(6) Exhibit 3, Line 0399999, Column 2	
(7) Policyholder dividend and coupon accumulations	
(8) Policyholder premiums	
(9) Guaranteed interest contracts	
(10) Other contract deposit funds	
(11) Subtotal (5+6+7+8+9+10)	\$ -
(12) Combined Total (4+11)	<u>\$ 3,519,196,332</u>

NOTE 33 Analysis of Life Actuarial Reserves by Withdrawal Characteristics

The Company did not have any Life Actuarial Reserves as of September 30, 2024.

NOTE 34 Premium & Annuity Considerations Deferred and Uncollected

No significant changes have occurred in disclosure from December 31, 2023.

NOTE 35 Separate Accounts

No significant changes have occurred in disclosure from December 31, 2023.

NOTE 36 Loss/Claim Adjustment Expenses

No significant changes have occurred in disclosure from December 31, 2023.

GENERAL INTERROGATORIES

PART 1 - COMMON INTERROGATORIES

GENERAL

- 1.1 Did the reporting entity experience any material transactions requiring the filing of Disclosure of Material Transactions with the State of Domicile, as required by the Model Act? Yes [] No [X]
- 1.2 If yes, has the report been filed with the domiciliary state? Yes [] No []
- 2.1 Has any change been made during the year of this statement in the charter, by-laws, articles of incorporation, or deed of settlement of the reporting entity? Yes [] No [X]
- 2.2 If yes, date of change:
- 3.1 Is the reporting entity a member of an Insurance Holding Company System consisting of two or more affiliated persons, one or more of which is an insurer? Yes [X] No []
If yes, complete Schedule Y, Parts 1 and 1A.
- 3.2 Have there been any substantial changes in the organizational chart since the prior quarter end? Yes [X] No []
- 3.3 If the response to 3.2 is yes, provide a brief description of those changes.
Effective September 4, 2024, Brookfield Reinsurance Ltd. changed its name and is now known as Brookfield Wealth Solutions Ltd.
- 3.4 Is the reporting entity publicly traded or a member of a publicly traded group? Yes [X] No []
- 3.5 If the response to 3.4 is yes, provide the CIK (Central Index Key) code issued by the SEC for the entity/group. 0001039828
- 4.1 Has the reporting entity been a party to a merger or consolidation during the period covered by this statement? Yes [] No [X]
- 4.2 If yes, provide the name of the entity, NAIC Company Code, and state of domicile (use two letter state abbreviation) for any entity that has ceased to exist as a result of the merger or consolidation.

1	2	3
Name of Entity	NAIC Company Code	State of Domicile

5. If the reporting entity is subject to a management agreement, including third-party administrator(s), managing general agent(s), attorney-in-fact, or similar agreement, have there been any significant changes regarding the terms of the agreement or principals involved? Yes [] No [X] N/A []
If yes, attach an explanation.
.....
- 6.1 State as of what date the latest financial examination of the reporting entity was made or is being made. 12/31/2023
- 6.2 State the as of date that the latest financial examination report became available from either the state of domicile or the reporting entity. This date should be the date of the examined balance sheet and not the date the report was completed or released. 12/31/2018
- 6.3 State as of what date the latest financial examination report became available to other states or the public from either the state of domicile or the reporting entity. This is the release date or completion date of the examination report and not the date of the examination (balance sheet date). 06/25/2020
- 6.4 By what department or departments?
DEPARTMENT OF COMMERCE, DIVISION OF INSURANCE, STATE OF IOWA
- 6.5 Have all financial statement adjustments within the latest financial examination report been accounted for in a subsequent financial statement filed with Departments? Yes [] No [] N/A [X]
- 6.6 Have all of the recommendations within the latest financial examination report been complied with? Yes [] No [] N/A [X]
- 7.1 Has this reporting entity had any Certificates of Authority, licenses or registrations (including corporate registration, if applicable) suspended or revoked by any governmental entity during the reporting period? Yes [] No [X]
- 7.2 If yes, give full information:
.....
- 8.1 Is the company a subsidiary of a bank holding company regulated by the Federal Reserve Board? Yes [] No [X]
- 8.2 If response to 8.1 is yes, please identify the name of the bank holding company.
.....
- 8.3 Is the company affiliated with one or more banks, thrifts or securities firms? Yes [] No [X]
- 8.4 If response to 8.3 is yes, please provide below the names and location (city and state of the main office) of any affiliates regulated by a federal regulatory services agency [i.e. the Federal Reserve Board (FRB), the Office of the Comptroller of the Currency (OCC), the Federal Deposit Insurance Corporation (FDIC) and the Securities Exchange Commission (SEC)] and identify the affiliate's primary federal regulator.

1	2	3	4	5	6
Affiliate Name	Location (City, State)	FRB	OCC	FDIC	SEC

STATEMENT AS OF SEPTEMBER 30, 2024 OF THE EAGLE LIFE INSURANCE COMPANY

GENERAL INTERROGATORIES

- 9.1 Are the senior officers (principal executive officer, principal financial officer, principal accounting officer or controller, or persons performing similar functions) of the reporting entity subject to a code of ethics, which includes the following standards? Yes [] No []
 (a) Honest and ethical conduct, including the ethical handling of actual or apparent conflicts of interest between personal and professional relationships;
 (b) Full, fair, accurate, timely and understandable disclosure in the periodic reports required to be filed by the reporting entity;
 (c) Compliance with applicable governmental laws, rules and regulations;
 (d) The prompt internal reporting of violations to an appropriate person or persons identified in the code; and
 (e) Accountability for adherence to the code.
- 9.11 If the response to 9.1 is No, please explain:

- 9.2 Has the code of ethics for senior managers been amended? Yes [] No []
- 9.21 If the response to 9.2 is Yes, provide information related to amendment(s).

- 9.3 Have any provisions of the code of ethics been waived for any of the specified officers? Yes [] No []
- 9.31 If the response to 9.3 is Yes, provide the nature of any waiver(s).

FINANCIAL

- 10.1 Does the reporting entity report any amounts due from parent, subsidiaries or affiliates on Page 2 of this statement? Yes [] No []
- 10.2 If yes, indicate any amounts receivable from parent included in the Page 2 amount: \$

INVESTMENT

- 11.1 Were any of the stocks, bonds, or other assets of the reporting entity loaned, placed under option agreement, or otherwise made available for use by another person? (Exclude securities under securities lending agreements.) Yes [] No []
- 11.2 If yes, give full and complete information relating thereto:

12. Amount of real estate and mortgages held in other invested assets in Schedule BA: \$ 3,184,274
13. Amount of real estate and mortgages held in short-term investments: \$
- 14.1 Does the reporting entity have any investments in parent, subsidiaries and affiliates? Yes [] No []
- 14.2 If yes, please complete the following:
- | | 1
Prior Year-End
Book/Adjusted
Carrying Value | 2
Current Quarter
Book/Adjusted
Carrying Value |
|-----------------------------------------------------------------------------------------------------|--------------------------------------------------------|---------------------------------------------------------|
| 14.21 Bonds | \$ | \$ |
| 14.22 Preferred Stock | \$ | \$ |
| 14.23 Common Stock | \$ | \$ 79,355,058 |
| 14.24 Short-Term Investments | \$ | \$ |
| 14.25 Mortgage Loans on Real Estate | \$ | \$ |
| 14.26 All Other | \$ | \$ |
| 14.27 Total Investment in Parent, Subsidiaries and Affiliates (Subtotal Lines 14.21 to 14.26) | \$ | \$ 79,355,058 |
| 14.28 Total Investment in Parent included in Lines 14.21 to 14.26 above | \$ | \$ |
- 15.1 Has the reporting entity entered into any hedging transactions reported on Schedule DB? Yes [] No []
- 15.2 If yes, has a comprehensive description of the hedging program been made available to the domiciliary state? Yes [] No [] N/A []
 If no, attach a description with this statement.

16. For the reporting entity's security lending program, state the amount of the following as of the current statement date:
- 16.1 Total fair value of reinvested collateral assets reported on Schedule DL, Parts 1 and 2. \$
- 16.2 Total book/adjusted carrying value of reinvested collateral assets reported on Schedule DL, Parts 1 and 2 \$
- 16.3 Total payable for securities lending reported on the liability page. \$

STATEMENT AS OF SEPTEMBER 30, 2024 OF THE EAGLE LIFE INSURANCE COMPANY
GENERAL INTERROGATORIES

17. Excluding items in Schedule E - Part 3 - Special Deposits, real estate, mortgage loans and investments held physically in the reporting entity's offices, vaults or safety deposit boxes, were all stocks, bonds and other securities, owned throughout the current year held pursuant to a custodial agreement with a qualified bank or trust company in accordance with Section 1, III - General Examination Considerations, F. Outsourcing of Critical Functions, Custodial or Safekeeping Agreements of the NAIC Financial Condition Examiners Handbook? Yes [X] No []
- 17.1 For all agreements that comply with the requirements of the NAIC Financial Condition Examiners Handbook, complete the following:

1 Name of Custodian(s)	2 Custodian Address
STATE STREET BANK & TRUST	225 LIBERTY STREET , 2 WORLD FINANCIAL CENTER, NEW YORK, NY 10281 ...

- 17.2 For all agreements that do not comply with the requirements of the NAIC Financial Condition Examiners Handbook, provide the name, location and a complete explanation:

1 Name(s)	2 Location(s)	3 Complete Explanation(s)

- 17.3 Have there been any changes, including name changes, in the custodian(s) identified in 17.1 during the current quarter? Yes [] No [X]

- 17.4 If yes, give full information relating thereto:

1 Old Custodian	2 New Custodian	3 Date of Change	4 Reason

- 17.5 Investment management – Identify all investment advisors, investment managers, broker/dealers, including individuals that have the authority to make investment decisions on behalf of the reporting entity. For assets that are managed internally by employees of the reporting entity, note as such. ["...that have access to the investment accounts"; "...handle securities"]

1 Name of Firm or Individual	2 Affiliation
ARES CAPITAL MANAGEMENT III LLC	U.....
BARINGS LLC	U.....
BLACKROCK FINANCIAL MANAGEMENT INC.	U.....
METLIFE INVESTMENT MANAGEMENT, LLC	U.....
CONTERRA	U.....
PRETIUM MORTGAGE CREDIT MANAGEMENT, LLC	U.....
BROOKFIELD ASSET MANAGEMENT CREDIT AND INSURANCE SOLUTIONS ADVISOR LLC ..	U.....
BROOKFIELD PUBLIC SECURITIES GROUP LLC	U.....
OAKTREE CAPITAL MANAGEMENT, L.P.	U.....
AMERICAN NATIONAL GROUP INC.	A.....

- 17.5097 For those firms/individuals listed in the table for Question 17.5, do any firms/individuals unaffiliated with the reporting entity (i.e. designated with a "U") manage more than 10% of the reporting entity's invested assets?..... Yes [X] No []

- 17.5098 For firms/individuals unaffiliated with the reporting entity (i.e. designated with a "U") listed in the table for Question 17.5, does the total assets under management aggregate to more than 50% of the reporting entity's invested assets?..... Yes [] No [X]

- 17.6 For those firms or individuals listed in the table for 17.5 with an affiliation code of "A" (affiliated) or "U" (unaffiliated), provide the information for the table below.

1 Central Registration Depository Number	2 Name of Firm or Individual	3 Legal Entity Identifier (LEI)	4 Registered With	5 Investment Management Agreement (IMA) Filed
168076	ARES CAPITAL MANAGEMENT III LLC	549300N5FJT73X2E7715	SEC #801-78341	NO.....
106006	BARINGS LLC	ANDKRHKPPRG4Q2KLR05	SEC #801-241	NO.....
107105	BLACKROCK FINANCIAL MANAGEMENT INC.	549300LVXY1VJKE13M84	SEC #801-48433	NO.....
142463	METLIFE INVESTMENT MANAGEMENT, LLC	EAU072Q8FCR1S0XGYJ21	SEC #801-67314	NO.....
	CONTERRA			NO.....
171026	PRETIUM MORTGAGE CREDIT MANAGEMENT, LLC	549300E8PSWPKEDX975	SEC #801-79924	NO.....
	BROOKFIELD ASSET MANAGEMENT CREDIT AND INSURANCE SOLUTIONS ADVISOR LLC			
312792	ADVISOR LLC	254900HOHYXPY9MJ6D52	SEC #801-120634	NO.....
110497	BROOKFIELD PUBLIC SECURITIES GROUP LLC	1WRPHS0CNXS13QXAB332	SEC #801-34605	NO.....
106793	OAKTREE CAPITAL MANAGEMENT, L.P.	JOAJTQKF9HWVYTX5K56	SEC #801-48923	NO.....
	AMERICAN NATIONAL GROUP INC.	5493001RRC5M591MY93		DS.....

- 18.1 Have all the filing requirements of the Purposes and Procedures Manual of the NAIC Investment Analysis Office been followed? Yes [X] No []

- 18.2 If no, list exceptions:

19. By self-designating 5GI securities, the reporting entity is certifying the following elements for each self-designated 5GI security:

- a. Documentation necessary to permit a full credit analysis of the security does not exist or an NAIC CRP credit rating for an FE or PL security is not available.
- b. Issuer or obligor is current on all contracted interest and principal payments.
- c. The insurer has an actual expectation of ultimate payment of all contracted interest and principal.

- Has the reporting entity self-designated 5GI securities? Yes [X] No []

20. By self-designating PLGI securities, the reporting entity is certifying the following elements of each self-designated PLGI security:

- a. The security was purchased prior to January 1, 2018.
- b. The reporting entity is holding capital commensurate with the NAIC Designation reported for the security.
- c. The NAIC Designation was derived from the credit rating assigned by an NAIC CRP in its legal capacity as a NRSRO which is shown on a current private letter rating held by the insurer and available for examination by state insurance regulators.
- d. The reporting entity is not permitted to share this credit rating of the PL security with the SVO.

- Has the reporting entity self-designated PLGI securities? Yes [] No [X]

21. By assigning FE to a Schedule BA non-registered private fund, the reporting entity is certifying the following elements of each self-designated FE fund:

- a. The shares were purchased prior to January 1, 2019.
- b. The reporting entity is holding capital commensurate with the NAIC Designation reported for the security.
- c. The security had a public credit rating(s) with annual surveillance assigned by an NAIC CRP in its legal capacity as an NRSRO prior to January 1, 2019.
- d. The fund only or predominantly holds bonds in its portfolio.
- e. The current reported NAIC Designation was derived from the public credit rating(s) with annual surveillance assigned by an NAIC CRP in its legal capacity as an NRSRO.
- f. The public credit rating(s) with annual surveillance assigned by an NAIC CRP has not lapsed.

- Has the reporting entity assigned FE to Schedule BA non-registered private funds that complied with the above criteria? Yes [] No [X]

STATEMENT AS OF SEPTEMBER 30, 2024 OF THE EAGLE LIFE INSURANCE COMPANY

GENERAL INTERROGATORIES

PART 2 - LIFE AND ACCIDENT AND HEALTH COMPANIES/FRATERNAL BENEFIT SOCIETIES

Life and Accident Health Companies/Fraternal Benefit Societies:

1. Report the statement value of mortgage loans at the end of this reporting period for the following categories:

1
Amount

1.1 Long-Term Mortgages In Good Standing		
1.11 Farm Mortgages	\$.....	48,389,649
1.12 Residential Mortgages	\$.....	398,482,607
1.13 Commercial Mortgages	\$.....	153,234,062
1.14 Total Mortgages in Good Standing	\$.....	600,106,318
1.2 Long-Term Mortgages In Good Standing with Restructured Terms		
1.21 Total Mortgages in Good Standing with Restructured Terms.....	\$.....	
1.3 Long-Term Mortgage Loans Upon which Interest is Overdue more than Three Months		
1.31 Farm Mortgages	\$.....	1,595,108
1.32 Residential Mortgages	\$.....	23,324,459
1.33 Commercial Mortgages	\$.....	
1.34 Total Mortgages with Interest Overdue more than Three Months	\$.....	24,919,567
1.4 Long-Term Mortgage Loans in Process of Foreclosure		
1.41 Farm Mortgages	\$.....	
1.42 Residential Mortgages	\$.....	8,621,837
1.43 Commercial Mortgages	\$.....	
1.44 Total Mortgages in Process of Foreclosure	\$.....	8,621,837
1.5 Total Mortgage Loans (Lines 1.14 + 1.21 + 1.34 + 1.44) (Page 2, Column 3, Lines 3.1 + 3.2)	\$.....	633,647,723
1.6 Long-Term Mortgages Foreclosed, Properties Transferred to Real Estate in Current Quarter		
1.61 Farm Mortgages	\$.....	
1.62 Residential Mortgages	\$.....	
1.63 Commercial Mortgages	\$.....	
1.64 Total Mortgages Foreclosed and Transferred to Real Estate	\$.....	
2. Operating Percentages:		
2.1 A&H loss percent		%
2.2 A&H cost containment percent		%
2.3 A&H expense percent excluding cost containment expenses		%
3.1 Do you act as a custodian for health savings accounts?	Yes [<input type="checkbox"/>] No [<input checked="" type="checkbox"/>]	
3.2 If yes, please provide the amount of custodial funds held as of the reporting date	\$	
3.3 Do you act as an administrator for health savings accounts?	Yes [<input type="checkbox"/>] No [<input checked="" type="checkbox"/>]	
3.4 If yes, please provide the balance of the funds administered as of the reporting date	\$	
4. Is the reporting entity licensed or chartered, registered, qualified, eligible or writing business in at least two states?	Yes [<input checked="" type="checkbox"/>] No [<input type="checkbox"/>]	
4.1 If no, does the reporting entity assume reinsurance business that covers risks residing in at least one state other than the state of domicile of the reporting entity?	Yes [<input type="checkbox"/>] No [<input type="checkbox"/>]	

Fraternal Benefit Societies Only:

- 5.1 In all cases where the reporting entity has assumed accident and health risks from another company, provisions should be made in this statement on account of such reinsurances for reserve equal to that which the original company would have been required to establish had it retained the risks. Has this been done? Yes [] No [] N/A []
- 5.2 If no, explain:
.....
- 6.1 Does the reporting entity have outstanding assessments in the form of liens against policy benefits that have increased surplus? Yes [] No []
- 6.2 If yes, what is the date(s) of the original lien and the total outstanding balance of liens that remain in surplus?

Date	Outstanding Lien Amount
.....

SCHEDULE S - CEDED REINSURANCE

Showing All New Reinsurance Treaties - Current Year to Date

1 NAIC Company Code	2 ID Number	3 Effective Date	4 Name of Reinsurer	5 Domiciliary Jurisdiction	6 Type of Reinsurance Ceded	7 Type of Business Ceded	8 Type of Reinsurer	9 Certified Reinsurer Rating (1 through 6)	10 Effective Date of Certified Reinsurer Rating
NONE									

STATEMENT AS OF SEPTEMBER 30, 2024 OF THE EAGLE LIFE INSURANCE COMPANY
SCHEDULE T - PREMIUMS AND ANNUITY CONSIDERATIONS

Current Year To Date - Allocated by States and Territories

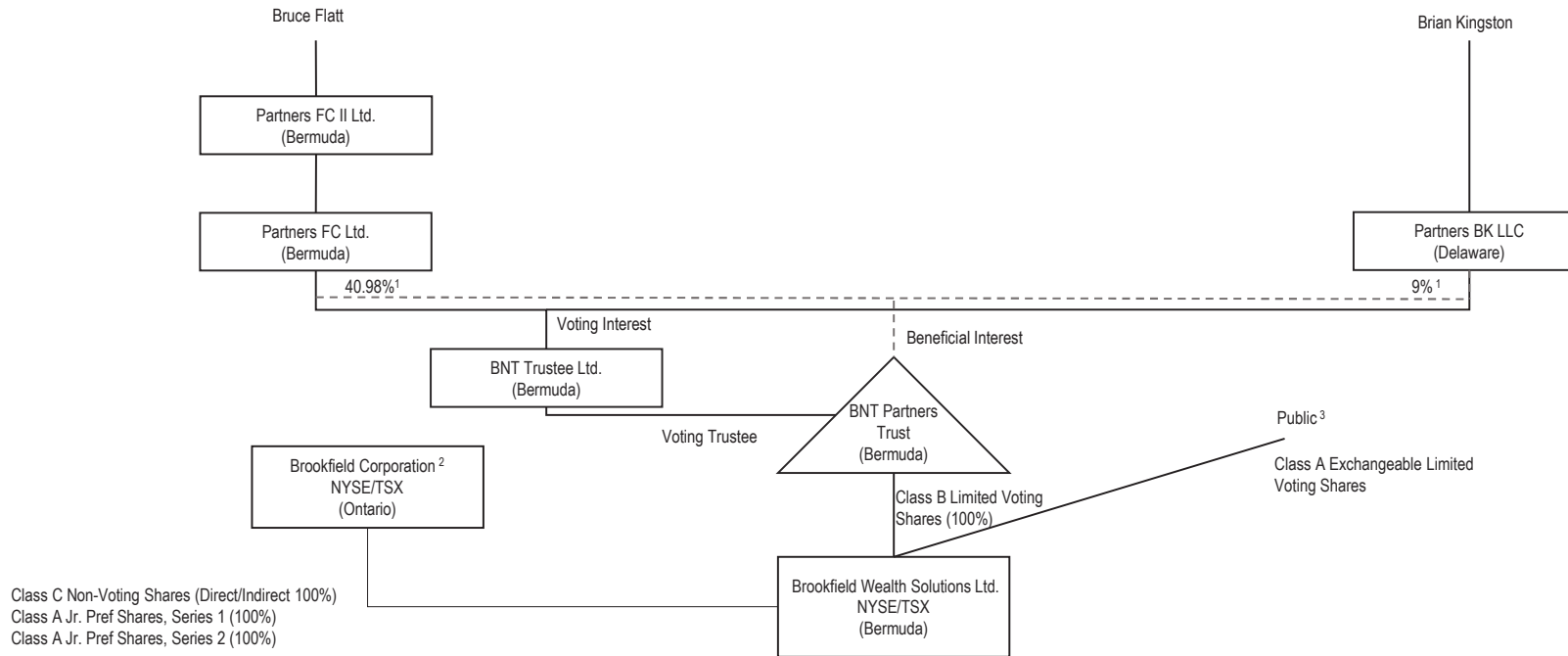
States, Etc.	1	Direct Business Only					6	7
		Life Contracts		4	5	Total Columns 2 Through 5		
		2	3					
	Active Status (a)	Life Insurance Premiums	Annuity Considerations				Deposit-Type Contracts	
1. Alabama	AL	L	25,569,144				25,569,144	
2. Alaska	AK	L	1,804,241				1,804,241	
3. Arizona	AZ	L	28,186,466				28,186,466	
4. Arkansas	AR	L	33,491,162				33,491,162	
5. California	CA	L	97,433,491				97,433,491	
6. Colorado	CO	L	33,371,398				33,371,398	
7. Connecticut	CT	L	25,412,091				25,412,091	
8. Delaware	DE	L	6,081,230				6,081,230	
9. District of Columbia	DC	L	2,222,792				2,222,792	
10. Florida	FL	L	233,093,728				233,093,728	
11. Georgia	GA	L	89,389,242				89,389,242	
12. Hawaii	HI	L	53,582,104				53,582,104	
13. Idaho	ID	L	7,256,847				7,256,847	
14. Illinois	IL	L	58,404,902				58,404,902	
15. Indiana	IN	L	44,256,516				44,256,516	
16. Iowa	IA	L	9,754,949				9,754,949	
17. Kansas	KS	L	10,818,082				10,818,082	
18. Kentucky	KY	L	27,253,923				27,253,923	
19. Louisiana	LA	L	17,532,017				17,532,017	
20. Maine	ME	L	5,532,360				5,532,360	
21. Maryland	MD	L	33,419,370				33,419,370	
22. Massachusetts	MA	L	18,431,654				18,431,654	
23. Michigan	MI	L	119,672,844				119,672,844	
24. Minnesota	MN	L	29,356,175				29,356,175	
25. Mississippi	MS	L	9,646,710				9,646,710	
26. Missouri	MO	L	20,876,326				20,876,326	
27. Montana	MT	L	3,144,264				3,144,264	
28. Nebraska	NE	L	6,125,037				6,125,037	
29. Nevada	NV	L	11,790,468				11,790,468	
30. New Hampshire	NH	L	7,543,951				7,543,951	
31. New Jersey	NJ	L	63,822,091				63,822,091	
32. New Mexico	NM	L	2,640,058				2,640,058	
33. New York	NY	N						
34. North Carolina	NC	L	69,090,670				69,090,670	
35. North Dakota	ND	L	2,444,595				2,444,595	
36. Ohio	OH	L	133,933,273				133,933,273	
37. Oklahoma	OK	L	18,685,576				18,685,576	
38. Oregon	OR	L	17,572,630				17,572,630	
39. Pennsylvania	PA	L	104,571,309				104,571,309	
40. Rhode Island	RI	L	2,118,248				2,118,248	
41. South Carolina	SC	L	53,476,615				53,476,615	
42. South Dakota	SD	L	3,806,297				3,806,297	
43. Tennessee	TN	L	68,582,058				68,582,058	
44. Texas	TX	L	179,472,157				179,472,157	
45. Utah	UT	L	9,405,427				9,405,427	
46. Vermont	VT	L	993,755				993,755	
47. Virginia	VA	L	53,677,199				53,677,199	
48. Washington	WA	L	32,045,077				32,045,077	
49. West Virginia	WV	L	15,482,059				15,482,059	
50. Wisconsin	WI	L	65,062,544				65,062,544	
51. Wyoming	WY	L	2,082,446				2,082,446	
52. American Samoa	AS	N						
53. Guam	GU	N						
54. Puerto Rico	PR	N						
55. U.S. Virgin Islands	VI	N	900				900	
56. Northern Mariana Islands	MP	N						
57. Canada	CAN	N						
58. Aggregate Other Aliens	OT	XXX						
59. Subtotal	XXX		1,969,418,466				1,969,418,466	
90. Reporting entity contributions for employee benefits plans	XXX							
91. Dividends or refunds applied to purchase paid-up additions and annuities	XXX							
92. Dividends or refunds applied to shorten endowment or premium paying period	XXX							
93. Premium or annuity considerations waived under disability or other contract provisions	XXX							
94. Aggregate or other amounts not allocable by State	XXX							
95. Totals (Direct Business)	XXX		1,969,418,466				1,969,418,466	
96. Plus Reinsurance Assumed	XXX		45,058				45,058	
97. Totals (All Business)	XXX		1,969,463,524				1,969,463,524	
98. Less Reinsurance Ceded	XXX		1,670,883,278				1,670,883,278	
99. Totals (All Business) less Reinsurance Ceded	XXX		298,580,246				298,580,246	
DETAILS OF WRITE-INS								
58001.	XXX							
58002.	XXX							
58003.	XXX							
58998. Summary of remaining write-ins for Line 58 from overflow page	XXX							
58999. Totals (Lines 58001 through 58003 plus 58998)(Line 58 above)	XXX							
9401.	XXX							
9402.	XXX							
9403.	XXX							
9498. Summary of remaining write-ins for Line 94 from overflow page	XXX							
9499. Totals (Lines 9401 through 9403 plus 9498)(Line 94 above)	XXX							

(a) Active Status Counts:

- 1. L - Licensed or Chartered - Licensed insurance carrier or domiciled RRG..... 50
- 2. R - Registered - Non-domiciled RRGs.....
- 3. E - Eligible - Reporting entities eligible or approved to write surplus lines in the state.....
- 4. Q - Qualified - Qualified or accredited reinsurer.....
- 5. N - None of the above - Not allowed to write business in the state..... 7

STATEMENT AS OF SEPTEMBER 30, 2024 OF THE EAGLE LIFE INSURANCE COMPANY

SCHEDULE Y - INFORMATION CONCERNING ACTIVITIES OF INSURER MEMBERS OF A HOLDING COMPANY GROUP
PART 1 - ORGANIZATIONAL CHART



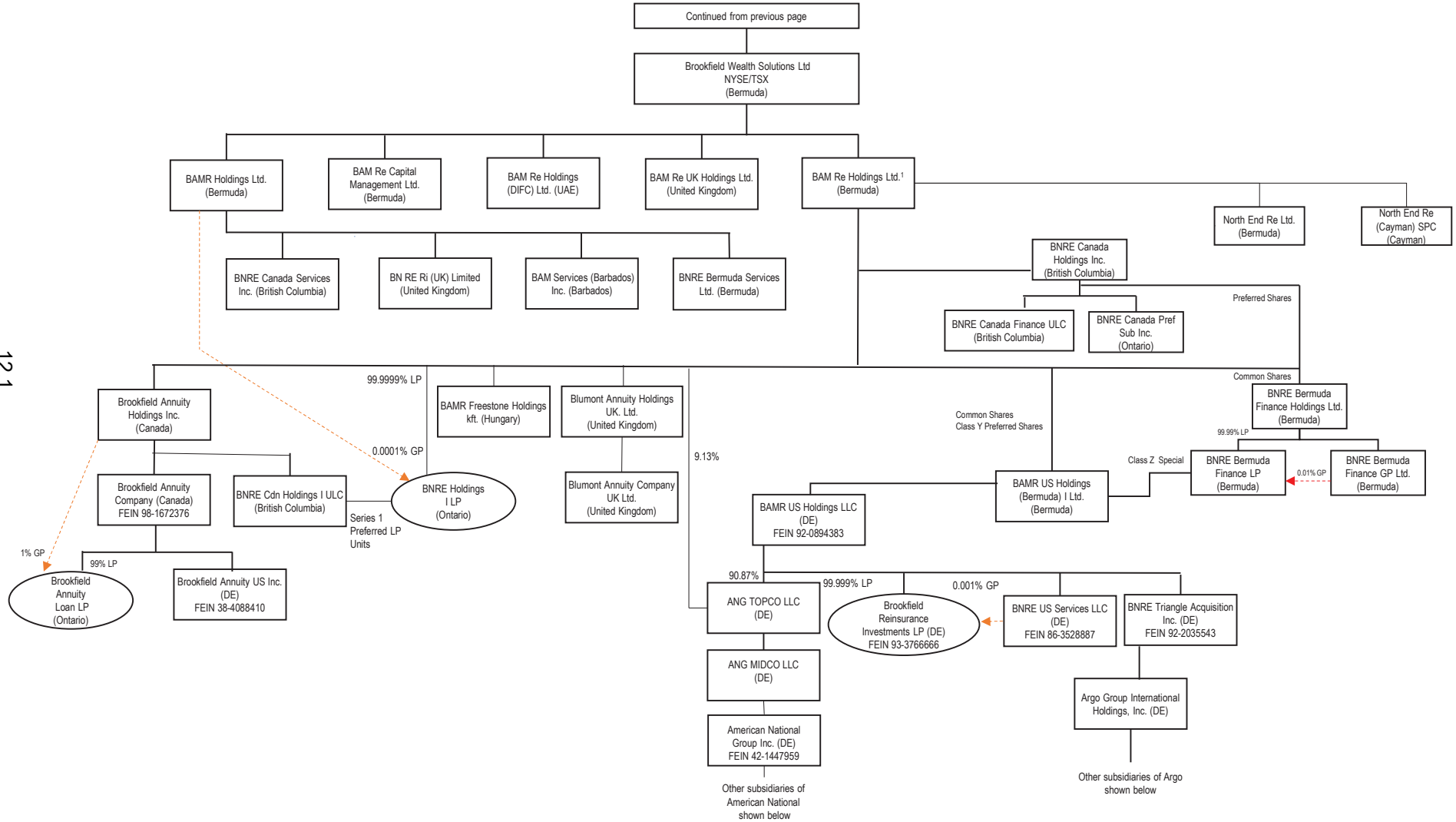
¹ This percentage represents both the percentage of beneficial interest in the BNT Partners Trust and the percentage of voting interest in BNT Trustee Ltd. The remaining 50.02% beneficial interest in BNT Partners Trust and 50.02% voting interest in BNT Trustee Ltd. is held through entities owned by (i) Sachin Shah (9%), (ii) Barry Blattman (9%) (iii) Cyrus Madon (8%), (iv) Connor Teskey (8%), (v) Anuj Ranjan (8%), and (vi) Bill Powell (8%).

² Pursuant to Commissioner's Order No. 2022-7321 (HCS No. 1130540), Brookfield Corporation is not a control person within the Registrants' holding company system, however Brookfield Corporation is included in this organizational chart due to certain commitments made by Brookfield Corporation in connection with its disclaimer of affiliation filing.

³ In accordance with the Company's third amended and restated bye-laws, no person holds more than 9.9% of the voting power of the Class A Exchangeable Limited Voting Shares.

STATEMENT AS OF SEPTEMBER 30, 2024 OF THE EAGLE LIFE INSURANCE COMPANY

SCHEDULE Y - INFORMATION CONCERNING ACTIVITIES OF INSURER MEMBERS OF A HOLDING COMPANY GROUP
PART 1 - ORGANIZATIONAL CHART

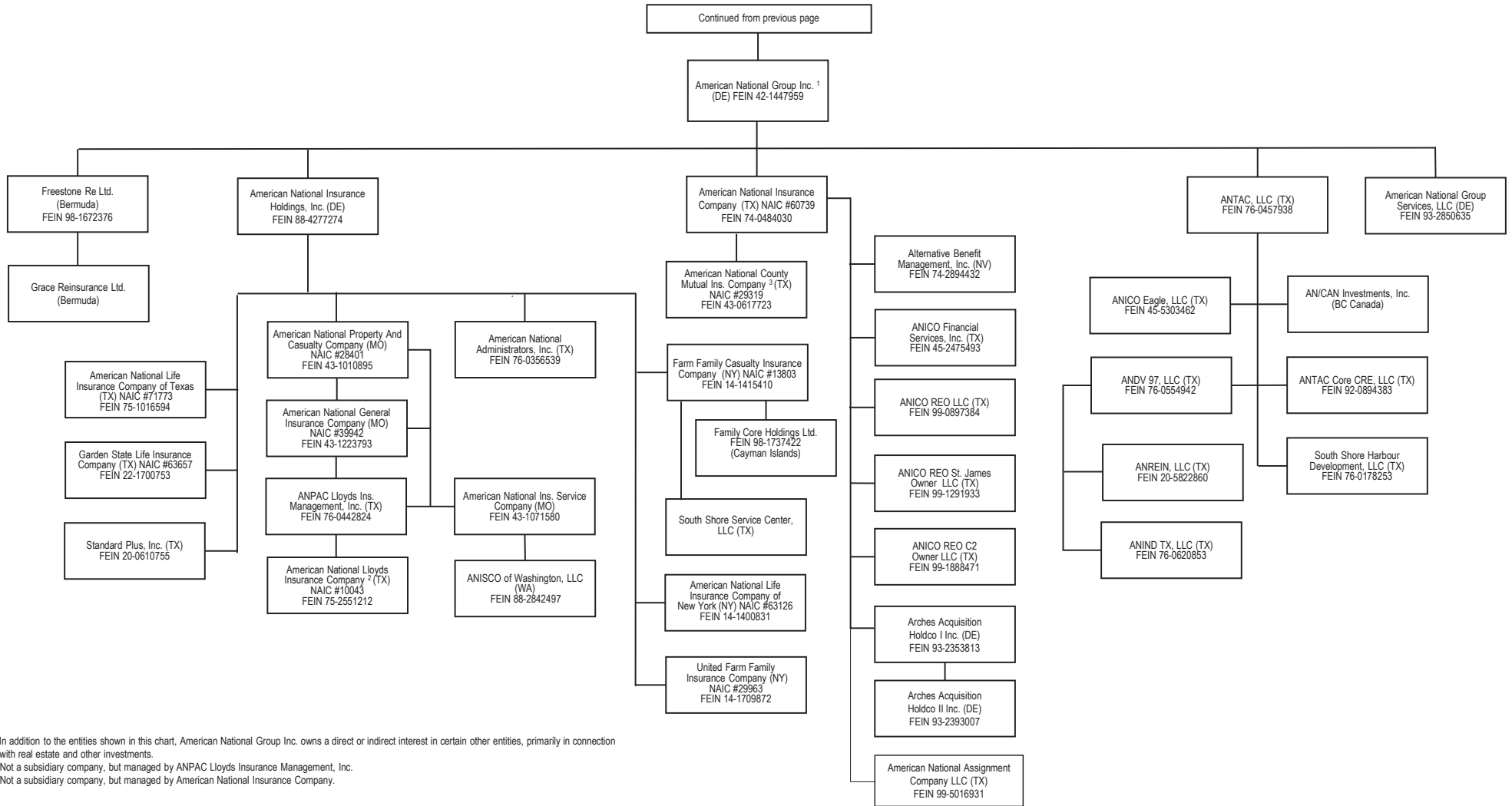


12.1

¹ In addition to the entities shown in this chart, BAM Re Holdings Ltd. owns direct or indirect interests in certain other entities, primarily in connection with investments.

STATEMENT AS OF SEPTEMBER 30, 2024 OF THE EAGLE LIFE INSURANCE COMPANY

SCHEDULE Y - INFORMATION CONCERNING ACTIVITIES OF INSURER MEMBERS OF A HOLDING COMPANY GROUP
PART 1 - ORGANIZATIONAL CHART



12.2

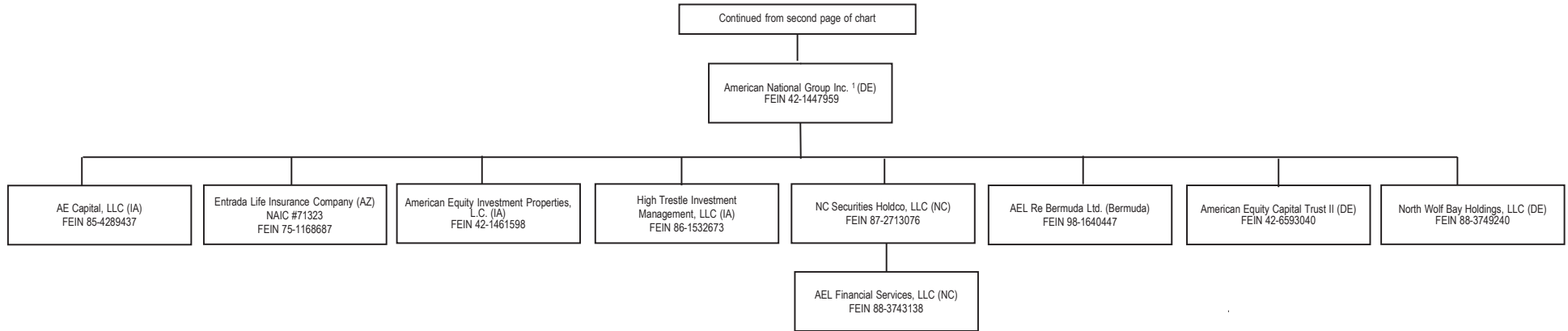
¹ In addition to the entities shown in this chart, American National Group Inc. owns a direct or indirect interest in certain other entities, primarily in connection with real estate and other investments.

² Not a subsidiary company, but managed by ANPAC Lloyds Insurance Management, Inc.

³ Not a subsidiary company, but managed by American National Insurance Company.

Note: All subsidiaries are wholly owned, except as noted.

SCHEDULE Y - INFORMATION CONCERNING ACTIVITIES OF INSURER MEMBERS OF A HOLDING COMPANY GROUP
PART 1 - ORGANIZATIONAL CHART



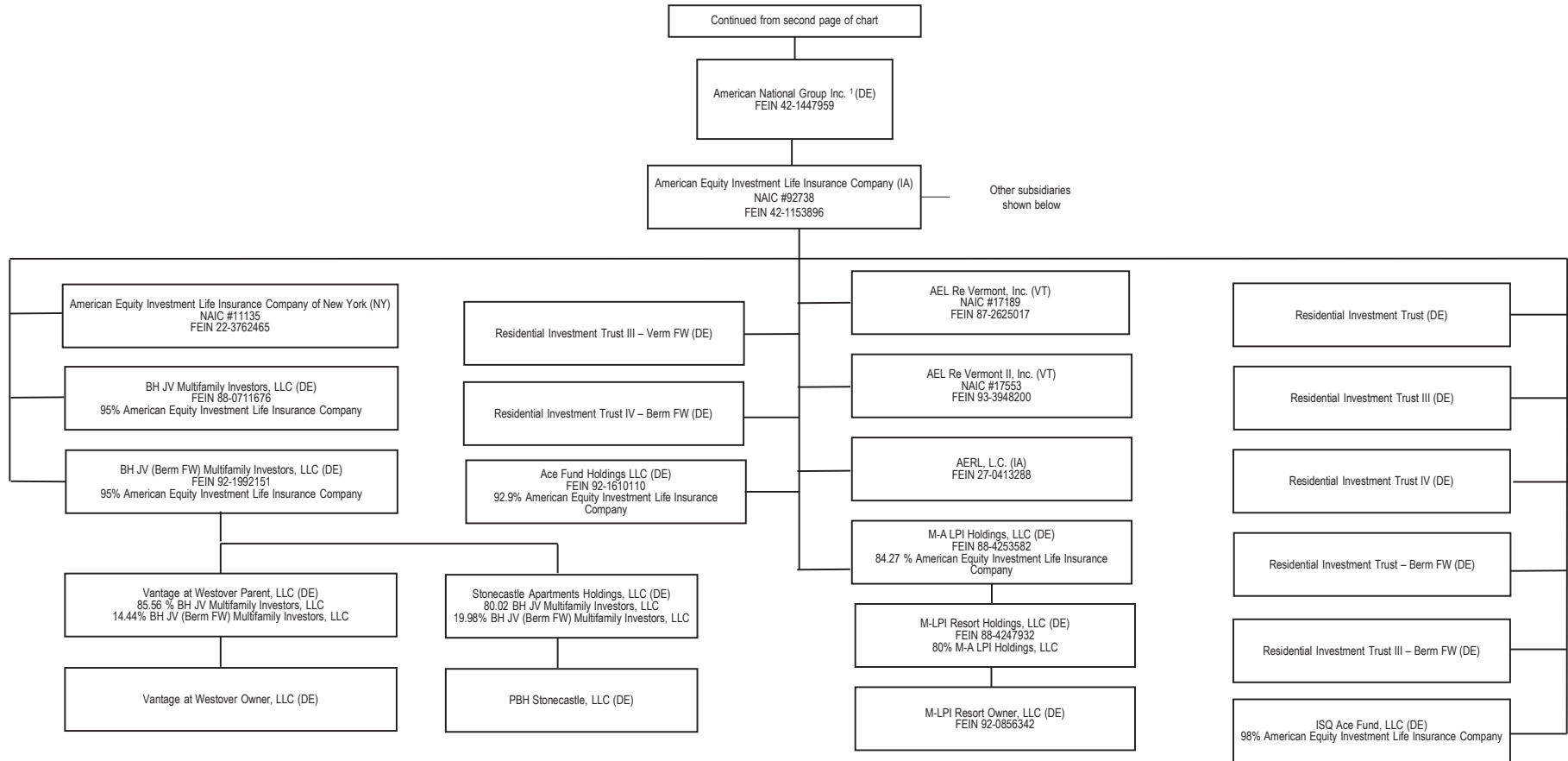
12.3

¹ In addition to the entities shown in this chart, American National Group Inc. owns a direct or indirect interest in certain other entities, primarily in connection with real estate and other investments.

Note: All subsidiaries are wholly owned, except as noted.

STATEMENT AS OF SEPTEMBER 30, 2024 OF THE EAGLE LIFE INSURANCE COMPANY

SCHEDULE Y - INFORMATION CONCERNING ACTIVITIES OF INSURER MEMBERS OF A HOLDING COMPANY GROUP
PART 1 - ORGANIZATIONAL CHART



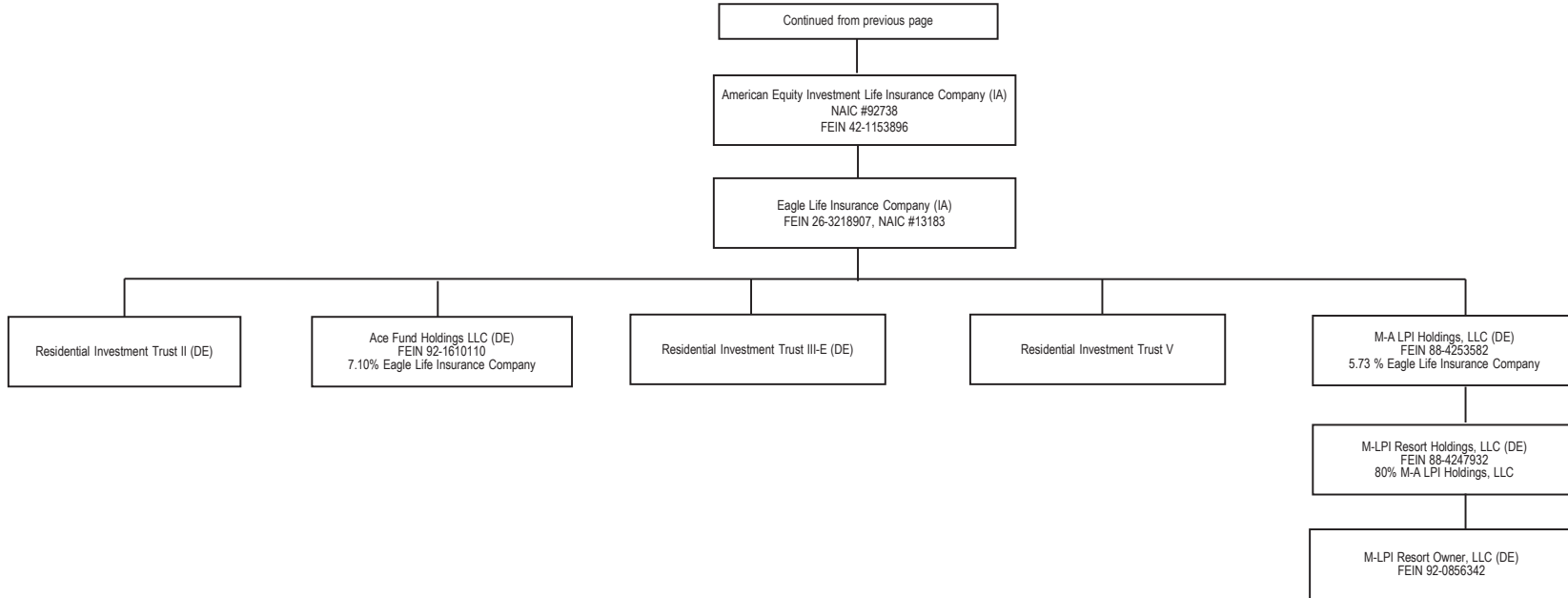
12.4

¹ In addition to the entities shown in this chart, American National Group Inc. owns a direct or indirect interest in certain other entities, primarily in connection with real estate and other investments.

Note: All subsidiaries are wholly owned, except as noted.

STATEMENT AS OF SEPTEMBER 30, 2024 OF THE EAGLE LIFE INSURANCE COMPANY

SCHEDULE Y - INFORMATION CONCERNING ACTIVITIES OF INSURER MEMBERS OF A HOLDING COMPANY GROUP
PART 1 - ORGANIZATIONAL CHART



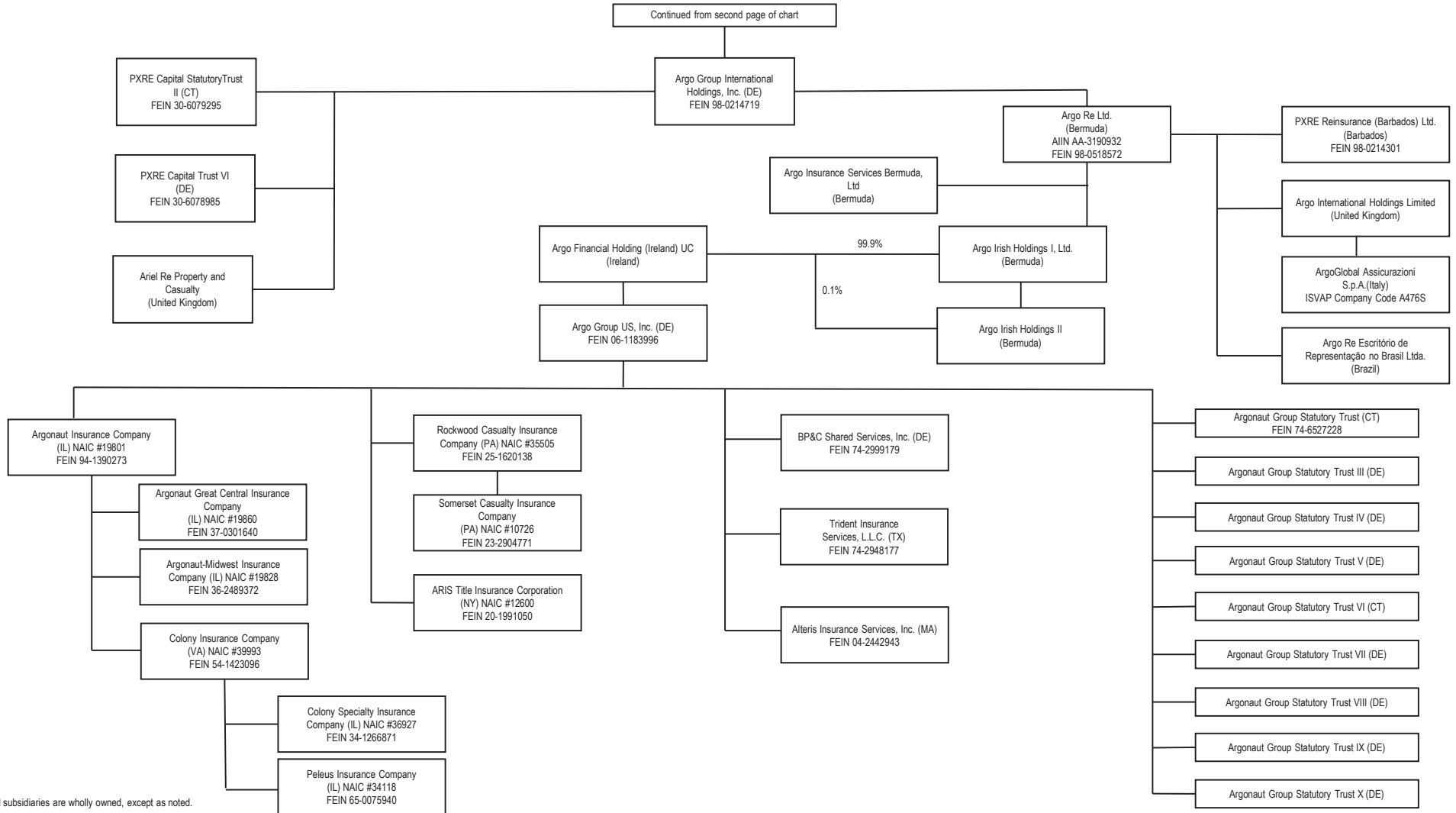
12.5

¹ In addition to the entities shown in this chart, American National Group Inc. owns a direct or indirect interest in certain other entities, primarily in connection with real estate and other investments.

Note: All subsidiaries are wholly owned, except as noted.

STATEMENT AS OF SEPTEMBER 30, 2024 OF THE EAGLE LIFE INSURANCE COMPANY

SCHEDULE Y - INFORMATION CONCERNING ACTIVITIES OF INSURER MEMBERS OF A HOLDING COMPANY GROUP
PART 1 - ORGANIZATIONAL CHART



Note: All subsidiaries are wholly owned, except as noted.

STATEMENT AS OF SEPTEMBER 30, 2024 OF THE EAGLE LIFE INSURANCE COMPANY

SCHEDULE Y
PART 1A - DETAIL OF INSURANCE HOLDING COMPANY SYSTEM

1	2	3	4	5	6	7	8	9	10	11	12	13	14	15	16
Group Code	Group Name	NAIC Company Code	ID Number	Federal RSSD	CIK	Name of Securities Exchange if Publicly Traded (U.S. or International)	Names of Parent, Subsidiaries Or Affiliates	Domiciliary Location	Relationship to Reporting Entity	Directly Controlled by (Name of Entity/Person)	Type of Control (Ownership, Board, Management, Attorney-in-Fact, Influence, Other)	If Control is Ownership Provide Percentage	Ultimate Controlling Entity(ies)/Person(s)	Is an SCA Filing Required? (Yes/No)	*
.0408	Brookfield Wealth Solutions Ltd. Group	60739	74-0484030	1343722			American National Insurance Company	..AK	..IA	American National Group Inc.	Ownership	100.000	Brookfield Wealth Solutions Ltd.	..NO	1
.0408	Brookfield Wealth Solutions Ltd. Group	71773	75-1016594	1343731			American National Life Insurance Company of Texas	..TX	..IA	American National Insurance Holdings, Inc.	Ownership	100.000	Brookfield Wealth Solutions Ltd.	..NO	1
.0408	Brookfield Wealth Solutions Ltd. Group	63657	22-1700753				Garden State Life Insurance Company	..TX	..IA	American National Insurance Holdings, Inc.	Ownership	100.000	Brookfield Wealth Solutions Ltd.	..NO	1
.0408	Brookfield Wealth Solutions Ltd. Group	63126	14-1400831				American National Life Insurance Company of New York	..NY	..IA	American National Insurance Holdings, Inc.	Ownership	100.000	Brookfield Wealth Solutions Ltd.	..NO	1
.0408	Brookfield Wealth Solutions Ltd. Group	13803	14-1415410				Farm Family Casualty Insurance Company	..NY	..IA	American National Insurance Holdings, Inc.	Ownership	100.000	Brookfield Wealth Solutions Ltd.	..NO	1
.0408	Brookfield Wealth Solutions Ltd. Group	29963	14-1709872				United Farm Family Insurance Company	..NY	..IA	American National Insurance Holdings, Inc.	Ownership	100.000	Brookfield Wealth Solutions Ltd.	..NO	1
.0408	Brookfield Wealth Solutions Ltd. Group	28401	43-1010895	1343946			American National Property and Casualty Company	..MO	..IA	American National Insurance Holdings, Inc.	Ownership	100.000	Brookfield Wealth Solutions Ltd.	..NO	1
.0408	Brookfield Wealth Solutions Ltd. Group	39942	43-1223793				American National General Insurance Company	..MO	..IA	American National Property and Casualty Company	Ownership	100.000	Brookfield Wealth Solutions Ltd.	..NO	1
.0408	Brookfield Wealth Solutions Ltd. Group	29319	43-0617723				American National County Mutual Insurance Company	..TX	..IA	American National Insurance Company	Management	0.000	Brookfield Wealth Solutions Ltd.	..NO	1
.0408	Brookfield Wealth Solutions Ltd. Group	10043	75-2551212				American National Lloyds Insurance Company	..TX	..IA	ANPAC Lloyds Insurance Management, Inc.	Attorney-In-Fact	0.000	Brookfield Wealth Solutions Ltd.	..NO	1
.0408	Brookfield Wealth Solutions Ltd. Group	00000	42-1447959	3981379	1039828	NYSE	American National Group Inc.	..DE	..NIA	BAMR US Holdings LLC	Ownership	90.900	Brookfield Wealth Solutions Ltd.	..NO	1
.0408	Brookfield Wealth Solutions Ltd. Group	00000	88-4277274				American National Insurance Holdings, Inc.	..DE	..NIA	American National Group Inc.	Ownership	100.000	Brookfield Wealth Solutions Ltd.	..NO	1
.0408	Brookfield Wealth Solutions Ltd. Group	00000	76-0457938				ANTAC, LLC	..TX	..NIA	American National Group Inc.	Ownership	100.000	Brookfield Wealth Solutions Ltd.	..NO	1
.0408	Brookfield Wealth Solutions Ltd. Group	00000	74-2894432				Alternative Benefit Management, Inc.	..NV	..NIA	American National Insurance Company	Ownership	100.000	Brookfield Wealth Solutions Ltd.	..NO	1
.0408	Brookfield Wealth Solutions Ltd. Group	00000	45-2475493				ANICO Financial Services, Inc.	..TX	..NIA	American National Insurance Company	Ownership	100.000	Brookfield Wealth Solutions Ltd.	..NO	1
.0408	Brookfield Wealth Solutions Ltd. Group	00000	76-0356539				American National Administrators, Inc.	..TX	..NIA	American National Insurance Holdings, Inc.	Ownership	100.000	Brookfield Wealth Solutions Ltd.	..NO	1
.0408	Brookfield Wealth Solutions Ltd. Group	00000	43-1071580				American National Insurance Service Company	..MO	..NIA	American National Property and Casualty Company	Ownership	100.000	Brookfield Wealth Solutions Ltd.	..NO	1
.0408	Brookfield Wealth Solutions Ltd. Group	00000	88-2842497				ANISCO of Washington, LLC	..WA	..NIA	American National Insurance Service Company	Ownership	100.000	Brookfield Wealth Solutions Ltd.	..NO	1
.0408	Brookfield Wealth Solutions Ltd. Group	00000	76-0442824				ANPAC Lloyds Insurance Management, Inc.	..TX	..NIA	American National Property and Casualty Company	Ownership	100.000	Brookfield Wealth Solutions Ltd.	..NO	1
.0408	Brookfield Wealth Solutions Ltd. Group	00000	76-0620853				ANIND TX, LLC	..TX	..NIA	ANDV 97, LLC	Ownership	100.000	Brookfield Wealth Solutions Ltd.	..NO	1
.0408	Brookfield Wealth Solutions Ltd. Group	00000	20-5822860				ANREINV, LLC	..TX	..NIA	ANDV 97, LLC	Ownership	100.000	Brookfield Wealth Solutions Ltd.	..NO	1
.0408	Brookfield Wealth Solutions Ltd. Group	00000	76-0554942				ANDV 97, LLC	..TX	..NIA	ANTAC, LLC	Ownership	100.000	Brookfield Wealth Solutions Ltd.	..NO	1
.0408	Brookfield Wealth Solutions Ltd. Group	00000	45-5303462				ANICO Eagle, LLC	..TX	..NIA	ANTAC, LLC	Ownership	100.000	Brookfield Wealth Solutions Ltd.	..NO	1
.0408	Brookfield Wealth Solutions Ltd. Group	00000					AN/CAN Investments, Inc.	..CAN	..NIA	ANTAC, LLC	Ownership	100.000	Brookfield Wealth Solutions Ltd.	..NO	1
.0408	Brookfield Wealth Solutions Ltd. Group	00000	98-1674569				Freestone Re Ltd.	..BMJ	..IA	American National Group Inc.	Ownership	100.000	Brookfield Wealth Solutions Ltd.	..NO	1

STATEMENT AS OF SEPTEMBER 30, 2024 OF THE EAGLE LIFE INSURANCE COMPANY

SCHEDULE Y
PART 1A - DETAIL OF INSURANCE HOLDING COMPANY SYSTEM

1	2	3	4	5	6	7	8	9	10	11	12	13	14	15	16
Group Code	Group Name	NAIC Company Code	ID Number	Federal RSSD	CIK	Name of Securities Exchange if Publicly Traded (U.S. or International)	Names of Parent, Subsidiaries Or Affiliates	Domiciliary Location	Relationship to Reporting Entity	Directly Controlled by (Name of Entity/Person)	Type of Control (Ownership, Board, Management, Attorney-in-Fact, Influence, Other)	If Control is Ownership Provide Percentage	Ultimate Controlling Entity(ies)/Person(s)	Is an SCA Filing Required? (Yes/No)	*
.0408	Brookfield Wealth Solutions Ltd. Group	00000	76-0178253				South Shore Harbour Development, LLC	TX	NIA	ANTAC, LLC	Ownership	100.000	Brookfield Wealth Solutions Ltd.	NO	1
.0408	Brookfield Wealth Solutions Ltd. Group	00000	20-0610755				Standard Plus, Inc.	TX	NIA	American National Insurance Holdings, Inc.	Ownership	100.000	Brookfield Wealth Solutions Ltd.	NO	1
.0408	Brookfield Wealth Solutions Ltd. Group	00000	98-1672376				Brookfield Annuity Company	CAN	IA	Brookfield Annuity Holdings Inc.	Ownership	100.000	Brookfield Wealth Solutions Ltd.	NO	1
.0408	Brookfield Wealth Solutions Ltd. Group	00000	92-0894383				BAMR US Holdings LLC	DE	NIA	BAMR US Holdings (Bermuda) I Ltd.	Ownership	100.000	Brookfield Wealth Solutions Ltd.	NO	1
.0408	Brookfield Wealth Solutions Ltd. Group	00000					BAMR US Holdings (Bermuda) I Ltd.	BMU	NIA	BAM Re Holdings Ltd.	Ownership	100.000	Brookfield Wealth Solutions Ltd.	NO	1
.0408	Brookfield Wealth Solutions Ltd. Group	00000					BNT Trustee Ltd.	BMU	UIP	Partners FC Ltd.	Ownership	41.000	Bruce Flatt	NO	1
.0408	Brookfield Wealth Solutions Ltd. Group	00000					BNT Trustee Ltd.	BMU	UIP	Partners BK LLC	Ownership	9.000	Brian Kingston	NO	1
.0408	Brookfield Wealth Solutions Ltd. Group	00000					BNT Partners Trust	BMU	UIP	BNT Trustee Ltd.	Management	0.000	Bruce Flatt and Brian Kingston	NO	13
.0408	Brookfield Wealth Solutions Ltd. Group	00000	85-9332827				BAM Re Holdings Ltd.	BMU	NIA	Brookfield Wealth Solutions Ltd.	Ownership	100.000	Brookfield Wealth Solutions Ltd.	NO	1
.0408	Brookfield Wealth Solutions Ltd. Group	00000	80-0947060				Town Center Partners, Ltd.	TX	NIA	TC Blvd. Partners, LLC	Management	0.000	Brookfield Wealth Solutions Ltd.	NO	1
.0408	Brookfield Wealth Solutions Ltd. Group	00000	76-0444990				Town and Country Partnership	TX	NIA	ANDV 97, LLC	Ownership	72.200	Brookfield Wealth Solutions Ltd.	NO	1
.0408	Brookfield Wealth Solutions Ltd. Group	00000	46-3426560				TC Blvd. Partners, LLC	TX	NIA	ANICO Eagle, LLC	Ownership	87.700	Brookfield Wealth Solutions Ltd.	NO	1
.0408	Brookfield Wealth Solutions Ltd. Group	00000	46-3432650				TC Blvd. Partners II, LLC	TX	NIA	ANICO Eagle, LLC	Ownership	95.000	Brookfield Wealth Solutions Ltd.	NO	1
.0408	Brookfield Wealth Solutions Ltd. Group	00000	99-1382199				RLS Holdco, LLC	DE	OTH	American National Insurance Company	Ownership	80.200	Brookfield Wealth Solutions Ltd.	NO	13
.0408	Brookfield Wealth Solutions Ltd. Group	00000	99-1363460				RLS Borrower, LLC	DE	OTH	RLS Holdco, LLC	Ownership	100.000	Brookfield Wealth Solutions Ltd.	NO	13
.0408	Brookfield Wealth Solutions Ltd. Group	00000	99-4182456				LOM G Issuer, LP	DE	OTH	American Equity Investment Life Insurance Company	Ownership	72.000	Brookfield Wealth Solutions Ltd.	NO	13
.0408	Brookfield Wealth Solutions Ltd. Group	00000	78-3081227				BNRE Canada Holdings Inc.	CAN	NIA	BAM Re Holdings Ltd.	Ownership	100.000	Brookfield Wealth Solutions Ltd.	NO	13
.0408	Brookfield Wealth Solutions Ltd. Group	00000	98-1790219				BNRE Canada Finance ULC	CAN	NIA	BNRE Canada Holdings Inc.	Ownership	100.000	Brookfield Wealth Solutions Ltd.	NO	13
.0408	Brookfield Wealth Solutions Ltd. Group	00000	98-1790480				BNRE Bermuda Finance LP	BMU	NIA	BNRE Bermuda Finance GP Ltd.	Management	0.000	Brookfield Wealth Solutions Ltd.	NO	13
.0408	Brookfield Wealth Solutions Ltd. Group	00000	98-1790490				BNRE Bermuda Finance GP Ltd.	BMU	NIA	BNRE Bermuda Finance Holdings Ltd.	Ownership	100.000	Brookfield Wealth Solutions Ltd.	NO	13
.0408	Brookfield Wealth Solutions Ltd. Group	00000	98-1790499				BNRE Bermuda Finance Holdings Ltd.	BMU	NIA	BAM Re Holdings Ltd.	Ownership	100.000	Brookfield Wealth Solutions Ltd.	NO	13
.0408	Brookfield Wealth Solutions Ltd. Group	00000					5 MW Property Holdings Ltd.	CYM	OTH	Brookfield Reinsurance Investments LP	Ownership	40.100	Brookfield Wealth Solutions Ltd.	NO	13
.0408	Brookfield Wealth Solutions Ltd. Group	00000					Volta Holdings LP	CYM	OTH	American Equity Investment Life Insurance Company	Ownership	72.000	Brookfield Wealth Solutions Ltd.	NO	1
.0408	Brookfield Wealth Solutions Ltd. Group	00000	88-3889808				TX Wren LLC	DE	OTH	American National Insurance Company	Ownership	90.000	Brookfield Wealth Solutions Ltd.	NO	13
.0408	Brookfield Wealth Solutions Ltd. Group	00000	88-3871687				TX Newton LLC	DE	OTH	American National Insurance Company	Ownership	90.000	Brookfield Wealth Solutions Ltd.	NO	13

STATEMENT AS OF SEPTEMBER 30, 2024 OF THE EAGLE LIFE INSURANCE COMPANY

SCHEDULE Y
PART 1A - DETAIL OF INSURANCE HOLDING COMPANY SYSTEM

1	2	3	4	5	6	7	8	9	10	11	12	13	14	15	16
Group Code	Group Name	NAIC Company Code	ID Number	Federal RSSD	CIK	Name of Securities Exchange if Publicly Traded (U.S. or International)	Names of Parent, Subsidiaries Or Affiliates	Domiciliary Location	Relationship to Reporting Entity	Directly Controlled by (Name of Entity/Person)	Type of Control (Ownership, Board, Management, Attorney-in-Fact, Influence, Other)	If Control is Ownership Provide Percentage	Ultimate Controlling Entity(ies)/Person(s)	Is an SCA Filing Required? (Yes/No)	*
.0408	Brookfield Wealth Solutions Ltd. Group	00000	88-3921297			TX Leibniz LLC	American National Insurance Company	DE	OTH	American National Insurance Company	Ownership	90.000	Brookfield Wealth Solutions Ltd.	NO	13
.0408	Brookfield Wealth Solutions Ltd. Group	00000	88-3957208			TX Kepler LLC	American National Insurance Company	DE	OTH	American National Insurance Company	Ownership	90.000	Brookfield Wealth Solutions Ltd.	NO	13
.0408	Brookfield Wealth Solutions Ltd. Group	00000	88-3904685			TX Hooke LLC	American National Insurance Company	DE	OTH	American National Insurance Company	Ownership	90.000	Brookfield Wealth Solutions Ltd.	NO	13
.0408	Brookfield Wealth Solutions Ltd. Group	00000	20-8243164			MRPL Retail Partners, Ltd. (Shops at Bella Terra)	ANICO Eagle, LLC	TX	NIA	ANICO Eagle, LLC	Ownership	100.000	Brookfield Wealth Solutions Ltd.	NO	1
.0408	Brookfield Wealth Solutions Ltd. Group	00000	88-3971831			TX Galileo LLC	American National Insurance Company	DE	OTH	American National Insurance Company	Ownership	90.000	Brookfield Wealth Solutions Ltd.	NO	13
.0408	Brookfield Wealth Solutions Ltd. Group	00000	93-2732031			SG BNRe LLC	Chamberlain Blane 2023-1 LLC	DE	OTH	Chamberlain Blane 2023-1 LLC	Ownership	100.000	Brookfield Wealth Solutions Ltd.	NO	13
.0408	Brookfield Wealth Solutions Ltd. Group	00000				Partners FC Ltd.	Partners FC II Ltd.	BMJ	UIP	Partners FC II Ltd.	Ownership	100.000	Bruce Flatt	NO	13
.0408	Brookfield Wealth Solutions Ltd. Group	00000				Partners FC II Ltd.	Bruce Flatt	BMJ	UIP	Bruce Flatt	Ownership	100.000	Bruce Flatt	NO	13
.0408	Brookfield Wealth Solutions Ltd. Group	00000				Partners BK LLC	Brian Kingston	BMJ	UIP	Brian Kingston	Ownership	100.000	Brian Kingston	NO	13
.0408	Brookfield Wealth Solutions Ltd. Group	00000	98-1737429			One Liberty Plaza Property Holdings Limited	American Equity Investment Life Insurance Company	CYM	OTH	American Equity Investment Life Insurance Company	Ownership	39.100	Brookfield Wealth Solutions Ltd.	NO	13
.0408	Brookfield Wealth Solutions Ltd. Group	00000	20-4937509			Germann Road Land Development, LLC	ANICO Eagle, LLC	CO	NIA	ANICO Eagle, LLC	Ownership	100.000	Brookfield Wealth Solutions Ltd.	NO	1
.0408	Brookfield Wealth Solutions Ltd. Group	00000				North End Re Ltd.	BAM Re Holdings Ltd.	BMJ	IA	BAM Re Holdings Ltd.	Ownership	100.000	Brookfield Wealth Solutions Ltd.	NO	1
.0408	Brookfield Wealth Solutions Ltd. Group	00000				North End Re (Cayman) SPC	BAM Re Holdings Ltd.	CYM	IA	BAM Re Holdings Ltd.	Ownership	100.000	Brookfield Wealth Solutions Ltd.	NO	1
.0408	Brookfield Wealth Solutions Ltd. Group	00000	83-2964071			Eagle Tri County LLC	Eagle IND., LP	TX	NIA	Eagle IND., LP	Ownership	100.000	Brookfield Wealth Solutions Ltd.	NO	1
.0408	Brookfield Wealth Solutions Ltd. Group	00000	76-0621069			Eagle IND., L.P.	ANIND TX, LLC	TX	NIA	ANIND TX, LLC	Management	0.000	Brookfield Wealth Solutions Ltd.	NO	1
.0408	Brookfield Wealth Solutions Ltd. Group	00000	83-2990147			Eagle Burleson Park LLC	Eagle IND., LP	TX	NIA	Eagle IND., LP	Ownership	100.000	Brookfield Wealth Solutions Ltd.	NO	1
.0408	Brookfield Wealth Solutions Ltd. Group	00000				McCarren 2021-1 Ltd.	American National Insurance Company	CYM	OTH	American National Insurance Company	Ownership	76.000	Brookfield Wealth Solutions Ltd.	NO	13
.0408	Brookfield Wealth Solutions Ltd. Group	00000				Prospect 2021-1 Ltd.	American National Insurance Company	CYM	OTH	American National Insurance Company	Ownership	75.000	Brookfield Wealth Solutions Ltd.	NO	13
.0408	Brookfield Wealth Solutions Ltd. Group	00000				Chipman Industrial Park No. 1 Inc.	Chipman Development Corporation	CAN	NIA	Chipman Development Corporation	Ownership	100.000	Brookfield Wealth Solutions Ltd.	NO	1
.0408	Brookfield Wealth Solutions Ltd. Group	00000				Chipman Holdings, Inc.	AN/CAN Investments, Inc.	CAN	NIA	AN/CAN Investments, Inc.	Ownership	100.000	Brookfield Wealth Solutions Ltd.	NO	1
.0408	Brookfield Wealth Solutions Ltd. Group	00000				Chipman Development Corporation	AN/CAN Investments, Inc.	CAN	NIA	AN/CAN Investments, Inc.	Ownership	100.000	Brookfield Wealth Solutions Ltd.	NO	1
.0408	Brookfield Wealth Solutions Ltd. Group	00000				Meadow 2021-1 Ltd.	American Equity Investment Life Insurance Company	CYM	OTH	American Equity Investment Life Insurance Company	Ownership	75.000	Brookfield Wealth Solutions Ltd.	NO	13
.0408	Brookfield Wealth Solutions Ltd. Group	00000				McCarren 2021-1 Holdco Ltd.	McCarren 2021-1 Ltd.	CYM	OTH	McCarren 2021-1 Ltd.	Ownership	100.000	Brookfield Wealth Solutions Ltd.	NO	13
.0408	Brookfield Wealth Solutions Ltd. Group	00000				Prospect 2021-1 Holdco Ltd.	Prospect 2021-1 Ltd.	CYM	OTH	Prospect 2021-1 Ltd.	Ownership	100.000	Brookfield Wealth Solutions Ltd.	NO	13
.0408	Brookfield Wealth Solutions Ltd. Group	00000				Meadow 2021-1 Holdco Ltd.	Meadow 2021-1 Ltd.	CYM	OTH	Meadow 2021-1 Ltd.	Ownership	100.000	Brookfield Wealth Solutions Ltd.	NO	13

STATEMENT AS OF SEPTEMBER 30, 2024 OF THE EAGLE LIFE INSURANCE COMPANY

SCHEDULE Y
PART 1A - DETAIL OF INSURANCE HOLDING COMPANY SYSTEM

1	2	3	4	5	6	7	8	9	10	11	12	13	14	15	16
Group Code	Group Name	NAIC Company Code	ID Number	Federal RSSD	CIK	Name of Securities Exchange if Publicly Traded (U.S. or International)	Names of Parent, Subsidiaries Or Affiliates	Domiciliary Location	Relationship to Reporting Entity	Directly Controlled by (Name of Entity/Person)	Type of Control (Ownership, Board, Management, Attorney-in-Fact, Influence, Other)	If Control is Ownership Provide Percentage	Ultimate Controlling Entity(ies)/Person(s)	Is an SCA Filing Required? (Yes/No)	*
.0408	Brookfield Wealth Solutions Ltd. Group	00000	98-1737739				Lilia Property Holdings Ltd	.CYM	OTH	ANTAC Core CRE LLC	Ownership	35.800	Brookfield Wealth Solutions Ltd.	NO	13
.0408	Brookfield Wealth Solutions Ltd. Group	00000					Canadian Cottage Company Ltd.	.CAN	NIA	Chipman Holdings, Inc.	Ownership	100.000	Brookfield Wealth Solutions Ltd.	NO	1
.0408	Brookfield Wealth Solutions Ltd. Group	00000	93-4288766				Johnston 2023-1, LLC	.DE	OTH	American National Insurance Company	Ownership	76.200	Brookfield Wealth Solutions Ltd.	NO	13
.0408	Brookfield Wealth Solutions Ltd. Group	00000	92-4009671				Isserlis 2023-1, LLC	.DE	OTH	American National Insurance Company	Ownership	76.200	Brookfield Wealth Solutions Ltd.	NO	13
.0408	Brookfield Wealth Solutions Ltd. Group	00000	92-3985861				Harrell 2023-1, LLC	.DE	OTH	American National Insurance Company	Ownership	76.200	Brookfield Wealth Solutions Ltd.	NO	13
.0408	Brookfield Wealth Solutions Ltd. Group	00000	98-1737778				Grace Property Holdings Limited	.CYM	OTH	Brookfield Reinsurance Investments LP	Ownership	48.900	Brookfield Wealth Solutions Ltd.	NO	13
.0408	Brookfield Wealth Solutions Ltd. Group	00000					Ewing Blane 2023-1 LLC	.DE	OTH	Ewing Blane 2023-1 Holdco LLC	Ownership	100.000	Brookfield Wealth Solutions Ltd.	NO	13
.0408	Brookfield Wealth Solutions Ltd. Group	00000	99-1539863				Ewing Blane 2023-1 Holdco LLC	.DE	OTH	American National Group Inc.	Ownership	74.000	Brookfield Wealth Solutions Ltd.	NO	1
.0408	Brookfield Wealth Solutions Ltd. Group	00000	98-1685038				Dupre 2022-1, Ltd.	.CYM	OTH	American National Insurance Company	Ownership	100.000	Brookfield Wealth Solutions Ltd.	NO	13
.0408	Brookfield Wealth Solutions Ltd. Group	00000					Dupre 2022-1, LLC	.DE	OTH	Dupre 2022-1, Ltd.	Ownership	100.000	Brookfield Wealth Solutions Ltd.	NO	13
.0408	Brookfield Wealth Solutions Ltd. Group	00000					Chamberlain Blane 2023-1 LLC	.DE	OTH	Chamberlain Blane 2023-1 Holdco LLC	Ownership	100.000	Brookfield Wealth Solutions Ltd.	NO	13
.0408	Brookfield Wealth Solutions Ltd. Group	00000	99-1515603				Chamberlain Blane 2023-1 Holdco LLC	.DE	OTH	American National Group Inc.	Ownership	66.000	Brookfield Wealth Solutions Ltd.	NO	1
.0408	Brookfield Wealth Solutions Ltd. Group	00000	98-1685005				Casals 2022-1, Ltd.	.CYM	OTH	American National Insurance Company	Ownership	78.300	Brookfield Wealth Solutions Ltd.	NO	13
.0408	Brookfield Wealth Solutions Ltd. Group	00000					Casals 2022-1, LLC	.DE	OTH	Casals 2022-1, Ltd.	Ownership	100.000	Brookfield Wealth Solutions Ltd.	NO	13
.0408	Brookfield Wealth Solutions Ltd. Group	00000	98-1748248				Cantor L.P.	.CYM	OTH	American National Insurance Company	Ownership	53.000	Brookfield Wealth Solutions Ltd.	NO	13
.0408	Brookfield Wealth Solutions Ltd. Group	00000	98-1684989				Byisma 2022-1, Ltd.	.CYM	OTH	American National Insurance Company	Ownership	81.000	Brookfield Wealth Solutions Ltd.	NO	13
.0408	Brookfield Wealth Solutions Ltd. Group	00000					Byisma 2022-1, LLC	.DE	OTH	Byisma 2022-1, Ltd.	Ownership	100.000	Brookfield Wealth Solutions Ltd.	NO	13
.0408	Brookfield Wealth Solutions Ltd. Group	00000	88-1773069				BVentures VTSCo S-D, LLC	.DE	OTH	Chamberlain Blane 2023-1 LLC	Ownership	86.700	Brookfield Wealth Solutions Ltd.	NO	13
.0408	Brookfield Wealth Solutions Ltd. Group	00000	88-1746432				BVentures TruckCo S-C, LLC	.DE	OTH	Chamberlain Blane 2023-1 LLC	Ownership	86.000	Brookfield Wealth Solutions Ltd.	NO	13
.0408	Brookfield Wealth Solutions Ltd. Group	00000					Bventures TruckCo CDL, LLC	.DE	OTH	Chamberlain Blane 2023-1 LLC	Ownership	86.000	Brookfield Wealth Solutions Ltd.	NO	13
.0408	Brookfield Wealth Solutions Ltd. Group	00000	88-1786620				BVentures LeverCo S-B, LLC	.DE	OTH	Chamberlain Blane 2023-1 LLC	Ownership	86.000	Brookfield Wealth Solutions Ltd.	NO	13
.0408	Brookfield Wealth Solutions Ltd. Group	00000	88-1750592				BVentures ClinicCo S-B, LLC	.DE	OTH	Chamberlain Blane 2023-1 LLC	Ownership	86.000	Brookfield Wealth Solutions Ltd.	NO	13
.0408	Brookfield Wealth Solutions Ltd. Group	00000	20-1134768		1837429	NYSE, TSX	Brookfield Wealth Solutions Ltd.	.BMJ	UIP	BAM Re Partners Trust	Other	0.000	Bruce Flatt and Brian Kingston	NO	2
.0408	Brookfield Wealth Solutions Ltd. Group	00000	93-3766666				Brookfield Reinsurance Investments LP	.DE	NIA	BNRE US Services LLC	Management	0.000	Brookfield Wealth Solutions Ltd.	NO	1
.0408	Brookfield Wealth Solutions Ltd. Group	00000					Blumont Bermuda Real Estate JV LLC	.BMJ	OTH	BAM Re Bermuda Real Estate JV Member Ltd.	Ownership	49.000	Brookfield Wealth Solutions Ltd.	NO	1

STATEMENT AS OF SEPTEMBER 30, 2024 OF THE EAGLE LIFE INSURANCE COMPANY

SCHEDULE Y
PART 1A - DETAIL OF INSURANCE HOLDING COMPANY SYSTEM

1	2	3	4	5	6	7	8	9	10	11	12	13	14	15	16
Group Code	Group Name	NAIC Company Code	ID Number	Federal RSSD	CIK	Name of Securities Exchange if Publicly Traded (U.S. or International)	Names of Parent, Subsidiaries Or Affiliates	Domi-ciliary Location	Relation-ship to Reporting Entity	Directly Controlled by (Name of Entity/Person)	Type of Control (Ownership, Board, Management, Attorney-in-Fact, Influence, Other)	If Control is Ownership Provide Percentage	Ultimate Controlling Entity(ies)/Person(s)	Is an SCA Filing Re-quired? (Yes/No)	*
.0408	Brookfield Wealth Solutions Ltd. Group	00000	98-4088410				Brookfield Annuity US Inc.	DE	NIA	Brookfield Annuity Company	Ownership	100.000	Brookfield Wealth Solutions Ltd.	NO	1
.0408	Brookfield Wealth Solutions Ltd. Group	00000					Blumont Annuity Holdings UK Ltd.	GBR	NIA	BAM Re Holdings Ltd.	Ownership	100.000	Brookfield Wealth Solutions Ltd.	NO	1
.0408	Brookfield Wealth Solutions Ltd. Group	00000					Brookfield Annuity Holdings Inc.	CAN	NIA	BAM Re Holdings Ltd.	Ownership	100.000	Brookfield Wealth Solutions Ltd.	NO	1
.0408	Brookfield Wealth Solutions Ltd. Group	00000					Blumont Annuity Company UK Ltd.	GBR	NIA	Blumont Annuity Holdings UK Ltd.	Ownership	100.000	Brookfield Wealth Solutions Ltd.	NO	1
.0408	Brookfield Wealth Solutions Ltd. Group	00000	98-1774796				BREF VI Cayman 2 LP	CYM	OTH	BAM Re Holdings Ltd.	Management	100.000	Brookfield Wealth Solutions Ltd.	NO	13
.0408	Brookfield Wealth Solutions Ltd. Group	00000	98-1728948				BREF VI Cayman 1 LP	CYM	OTH	BAM Re Holdings Ltd.	Management	100.000	Brookfield Wealth Solutions Ltd.	NO	13
.0408	Brookfield Wealth Solutions Ltd. Group	00000					Brahms PP Interco 2022-1, LLC	DE	OTH	Brahms PP 2022-1, LLC	Ownership	100.000	Brookfield Wealth Solutions Ltd.	NO	13
.0408	Brookfield Wealth Solutions Ltd. Group	00000					Brahms PP 2022-1, LLC	DE	OTH	BAMR US Holdings LLC	Management	0.000	Brookfield Wealth Solutions Ltd.	NO	13
.0408	Brookfield Wealth Solutions Ltd. Group	00000	98-1748101				Boole L.P.	CYM	OTH	American National Insurance Company	Ownership	54.000	Brookfield Wealth Solutions Ltd.	NO	13
.0408	Brookfield Wealth Solutions Ltd. Group	00000					Boccherini F2 Interco 2022-1, LLC	DE	OTH	Boccherini F2 2022-1, LLC	Ownership	100.000	Brookfield Wealth Solutions Ltd.	NO	13
.0408	Brookfield Wealth Solutions Ltd. Group	00000					Boccherini F2 2022-1, LLC	DE	OTH	BAMR US Holdings LLC	Management	0.000	Brookfield Wealth Solutions Ltd.	NO	13
.0408	Brookfield Wealth Solutions Ltd. Group	00000	98-3528887				BNRE US Services LLC	DE	NIA	BAMR US Holdings LLC	Ownership	100.000	Brookfield Wealth Solutions Ltd.	NO	1
.0408	Brookfield Wealth Solutions Ltd. Group	00000	92-2035543				BNRE Triangle Acquisition Inc.	DE	NIA	BAMR US Holdings LLC	Ownership	100.000	Brookfield Wealth Solutions Ltd.	NO	1
.0408	Brookfield Wealth Solutions Ltd. Group	00000					BNRE Services (Barbados) Inc.	BRB	NIA	BAMR Holdings Ltd.	Ownership	100.000	Brookfield Wealth Solutions Ltd.	NO	1
.0408	Brookfield Wealth Solutions Ltd. Group	00000					BNRE Holdings I LP	CAN	NIA	BAM Re Holdings Ltd.	Ownership	100.000	Brookfield Wealth Solutions Ltd.	NO	1
.0408	Brookfield Wealth Solutions Ltd. Group	00000	98-1773977				BNRE Cdn Holdings I ULC	CAN	NIA	BAM Re Holdings Ltd.	Ownership	100.000	Brookfield Wealth Solutions Ltd.	NO	1
.0408	Brookfield Wealth Solutions Ltd. Group	00000					BNRE Bventures TruckCo CDL, LLC	DE	OTH	NER Asset Holdco 1 Ltd.	Ownership	33.300	Brookfield Wealth Solutions Ltd.	NO	13
.0408	Brookfield Wealth Solutions Ltd. Group	00000					BNRE Bventures TruckCo CDL, LLC	DE	OTH	NER Asset Holdco 2 Ltd.	Ownership	33.300	Brookfield Wealth Solutions Ltd.	NO	13
.0408	Brookfield Wealth Solutions Ltd. Group	00000					BNRE Bventures TruckCo CDL, LLC	DE	OTH	NER Asset Holdco 3 Ltd.	Ownership	33.300	Brookfield Wealth Solutions Ltd.	NO	13
.0408	Brookfield Wealth Solutions Ltd. Group	00000					BNRE Bermuda Services Ltd.	BMU	NIA	BAMR Holdings Ltd.	Ownership	100.000	Brookfield Wealth Solutions Ltd.	NO	1
.0408	Brookfield Wealth Solutions Ltd. Group	00000	98-1736669				BNRE 77G Holdings Ltd.	BMU	OTH	BAM Re Holdings Ltd.	Ownership	100.000	Brookfield Wealth Solutions Ltd.	NO	13
.0408	Brookfield Wealth Solutions Ltd. Group	00000					BN RE Ri (UK) Limited	GBR	OTH	BAMR Holdings Ltd.	Ownership	100.000	Brookfield Wealth Solutions Ltd.	NO	1
.0408	Brookfield Wealth Solutions Ltd. Group	00000					BLI Pinehurst, LLC	DE	OTH	BLI Pinehurst Mezz, LLC	Ownership	100.000	Brookfield Wealth Solutions Ltd.	NO	13
.0408	Brookfield Wealth Solutions Ltd. Group	00000					BLI Pinehurst Mezz, LLC	DE	OTH	BAMR US Holdings LLC	Management	0.000	Brookfield Wealth Solutions Ltd.	NO	13
.0408	Brookfield Wealth Solutions Ltd. Group	00000					BGL PT, LLC	DE	OTH	Brookfield Reinsurance Investments LP	Ownership	100.000	Brookfield Wealth Solutions Ltd.	NO	13

STATEMENT AS OF SEPTEMBER 30, 2024 OF THE EAGLE LIFE INSURANCE COMPANY

SCHEDULE Y
PART 1A - DETAIL OF INSURANCE HOLDING COMPANY SYSTEM

1	2	3	4	5	6	7	8	9	10	11	12	13	14	15	16
Group Code	Group Name	NAIC Company Code	ID Number	Federal RSSD	CIK	Name of Securities Exchange if Publicly Traded (U.S. or International)	Names of Parent, Subsidiaries Or Affiliates	Domiciliary Location	Relationship to Reporting Entity	Directly Controlled by (Name of Entity/Person)	Type of Control (Ownership, Board, Management, Attorney-in-Fact, Influence, Other)	If Control is Ownership Provide Percentage	Ultimate Controlling Entity(ies)/Person(s)	Is an SCA Filing Required? (Yes/No)	*
.0408	Brookfield Wealth Solutions Ltd. Group	00000	88-1138054				BGL PT Land, LLC	DE	OTH	Brookfield Reinsurance Investments LP	Ownership	100.000	Brookfield Wealth Solutions Ltd.	NO	13
.0408	Brookfield Wealth Solutions Ltd. Group	00000	93-2850635				American National Group Services, LLC	DE	NIA	American National Group Inc.	Ownership	100.000	Brookfield Wealth Solutions Ltd.	NO	1
.0408	Brookfield Wealth Solutions Ltd. Group	00000					ANTAC Core CRE, LLC	TX	OTH	ANTAC, LLC	Ownership	100.000	Brookfield Wealth Solutions Ltd.	NO	13
.0408	Brookfield Wealth Solutions Ltd. Group	00000	98-1737422				Family Core Holdings Ltd.	CYM	OTH	Farm Family Casualty Insurance Company	Ownership	100.000	Brookfield Wealth Solutions Ltd.	NO	13
.0408	Brookfield Wealth Solutions Ltd. Group	00000					BGL Pinehurst, LLC	DE	OTH	BAMR US Holdings LLC	Management	0.000	Brookfield Wealth Solutions Ltd.	NO	13
.0408	Brookfield Wealth Solutions Ltd. Group	00000					BGL Pinehurst Land, LLC	DE	OTH	BAMR US Holdings LLC	Management	0.000	Brookfield Wealth Solutions Ltd.	NO	13
.0408	Brookfield Wealth Solutions Ltd. Group	00000					BFPL Toronto Property Holdings Inc.	CAN	OTH	ANTAC Core CRE LLC	Ownership	35.700	Brookfield Wealth Solutions Ltd.	NO	13
.0408	Brookfield Wealth Solutions Ltd. Group	00000					BFPL Calgary Property Holdings Inc.	CAN	OTH	ANTAC Core CRE LLC	Ownership	34.200	Brookfield Wealth Solutions Ltd.	NO	13
.0408	Brookfield Wealth Solutions Ltd. Group	00000					Bay Adelaide Property Holdings Inc.	CAN	OTH	ANTAC Core CRE LLC	Ownership	35.800	Brookfield Wealth Solutions Ltd.	NO	13
.0408	Brookfield Wealth Solutions Ltd. Group	00000					Bates Blane 2023-1 LLC	DE	OTH	Bates Blane 2023-1 Holdco LLC	Ownership	100.000	Brookfield Wealth Solutions Ltd.	NO	13
.0408	Brookfield Wealth Solutions Ltd. Group	00000	99-1498708				Bates Blane 2023-1 Holdco LLC	DE	OTH	American National Group Inc.	Ownership	66.000	Brookfield Wealth Solutions Ltd.	NO	1
.0408	Brookfield Wealth Solutions Ltd. Group	00000					BAMR Holdings Ltd.	BMU	NIA	Brookfield Wealth Solutions Ltd.	Ownership	100.000	Brookfield Wealth Solutions Ltd.	NO	1
.0408	Brookfield Wealth Solutions Ltd. Group	00000					BAMR Freestone Holdings kft.	HUN	NIA	BAM Re Holdings Ltd.	Ownership	100.000	Brookfield Wealth Solutions Ltd.	NO	1
.0408	Brookfield Wealth Solutions Ltd. Group	00000					BAMR BID II US AIV LP	CYM	OTH	Brookfield Reinsurance Investments LP	Ownership	100.000	Brookfield Wealth Solutions Ltd.	NO	13
.0408	Brookfield Wealth Solutions Ltd. Group	00000					Grace Reinsurance Ltd	BMU	NIA	Freestone Re Ltd.	Ownership	100.000	Brookfield Wealth Solutions Ltd.	NO	1
.0408	Brookfield Wealth Solutions Ltd. Group	00000					BAMR BID II AIV LP	CYM	OTH	American National Insurance Company	Ownership	100.000	Brookfield Wealth Solutions Ltd.	NO	13
.0408	Brookfield Wealth Solutions Ltd. Group	00000					BAM Re UK Holdings Ltd.	GBR	NIA	Brookfield Wealth Solutions Ltd.	Ownership	100.000	Brookfield Wealth Solutions Ltd.	NO	1
.0408	Brookfield Wealth Solutions Ltd. Group	00000					BAM Re Holdings (DIFC) Ltd.	ARE	NIA	Brookfield Wealth Solutions Ltd.	Ownership	100.000	Brookfield Wealth Solutions Ltd.	NO	1
.0408	Brookfield Wealth Solutions Ltd. Group	00000					South Shore Service Center, LLC	TX	NIA	Farm Family Casualty Insurance Company	Ownership	100.000	Brookfield Wealth Solutions Ltd.	NO	1
.0408	Brookfield Wealth Solutions Ltd. Group	00000					BAM Re Capital Management Ltd.	BMU	NIA	Brookfield Wealth Solutions Ltd.	Ownership	100.000	Brookfield Wealth Solutions Ltd.	NO	1
.0408	Brookfield Wealth Solutions Ltd. Group	00000					BAM Re Bermuda Real Estate JV Member Ltd.	BMU	OTH	BAM Re Holdings Ltd.	Ownership	49.000	Brookfield Wealth Solutions Ltd.	NO	
.0408	Brookfield Wealth Solutions Ltd. Group	00000					BACH F1 Interco 2022-1, LLC	DE	OTH	Bach F1 2022-1, LLC	Ownership	100.000	Brookfield Wealth Solutions Ltd.	NO	13
.0408	Brookfield Wealth Solutions Ltd. Group	00000					Bach F1 2022-1, LLC	DE	OTH	BAMR US Holdings LLC	Management	0.000	Brookfield Wealth Solutions Ltd.	NO	13
.0408	Brookfield Wealth Solutions Ltd. Group	00000	93-2353813				Arches Acquisition Holdco I Inc.	DE	OTH	American National Insurance Company	Ownership	100.000	Brookfield Wealth Solutions Ltd.	NO	1
.0408	Brookfield Wealth Solutions Ltd. Group	00000	93-2393007				Arches Acquisition Holdco II Inc.	DE	OTH	Arches Acquisition Holdco I Inc.	Ownership	100.000	Brookfield Wealth Solutions Ltd.	NO	1

STATEMENT AS OF SEPTEMBER 30, 2024 OF THE EAGLE LIFE INSURANCE COMPANY

SCHEDULE Y
PART 1A - DETAIL OF INSURANCE HOLDING COMPANY SYSTEM

1	2	3	4	5	6	7	8	9	10	11	12	13	14	15	16
Group Code	Group Name	NAIC Company Code	ID Number	Federal RSSD	CIK	Name of Securities Exchange if Publicly Traded (U.S. or International)	Names of Parent, Subsidiaries Or Affiliates	Domi-ciliary Location	Relation-ship to Reporting Entity	Directly Controlled by (Name of Entity/Person)	Type of Control (Ownership, Board, Management, Attorney-in-Fact, Influence, Other)	If Control is Ownership Provide Percentage	Ultimate Controlling Entity(ies)/Person(s)	Is an SCA Filing Re-quired? (Yes/No)	*
.0408	Brookfield Wealth Solutions Ltd. Group	00000	98-1691732				Atreides Paul Holdco 2022-1 Ltd.	.CYM	OTH	American National Insurance Company	Ownership	100.000	Brookfield Wealth Solutions Ltd.	NO	13
.0408	Brookfield Wealth Solutions Ltd. Group	00000	98-1695168				Atreides Paul 2022-1 Ltd.	.CYM	OTH	Atreides Paul Holdco 2022-1 Ltd.	Ownership	100.000	Brookfield Wealth Solutions Ltd.	NO	13
.0408	Brookfield Wealth Solutions Ltd. Group	00000	98-1691929				Atreides Leto Holdco 2023-1 Ltd.	.CYM	OTH	American National Insurance Company	Ownership	100.000	Brookfield Wealth Solutions Ltd.	NO	13
.0408	Brookfield Wealth Solutions Ltd. Group	00000	98-1694739				Atreides Leto 2023-1 Ltd.	.CYM	OTH	Atreides Leto Holdco 2023-1 Ltd.	Ownership	100.000	Brookfield Wealth Solutions Ltd.	NO	13
.0408	Brookfield Wealth Solutions Ltd. Group	00000	98-1693420				Atreides 2022-1 Ltd.	.CYM	OTH	Atreides Leto Holdco 2022-1 Ltd.	Ownership	80.000	Brookfield Wealth Solutions Ltd.	NO	13
.0408	Brookfield Wealth Solutions Ltd. Group	00000					Ashby Blane 2023-1 LLC	.DE	OTH	Ashby Blane 2023-1 Holdco LLC	Ownership	100.000	Brookfield Wealth Solutions Ltd.	NO	13
.0408	Brookfield Wealth Solutions Ltd. Group	00000	26-4431276				ANCAP Jasper, LLC	.SC	NIA	ANICO Eagle, LLC	Ownership	100.000	Brookfield Wealth Solutions Ltd.	NO	1
.0408	Brookfield Wealth Solutions Ltd. Group	00000	26-4730727				ANCAP Jasper II, LLC	.SC	NIA	ANICO Eagle, LLC	Ownership	100.000	Brookfield Wealth Solutions Ltd.	NO	1
.0408	Brookfield Wealth Solutions Ltd. Group	00000	99-1478288				Ashby Blane 2023-1 Holdco LLC	.DE	OTH	American National Group Inc.	Ownership	66.000	Brookfield Wealth Solutions Ltd.	NO	1
.0408	Brookfield Wealth Solutions Ltd. Group	00000					Argerich Holdco 2022-1, LLC	.DE	OTH	BAMR US Holdings LLC	Management	0.000	Brookfield Wealth Solutions Ltd.	NO	13
.0408	Brookfield Wealth Solutions Ltd. Group	00000					Argerich 2022-1, LLC	.DE	OTH	Argerich Holdco 2022-1, LLC	Ownership	100.000	Brookfield Wealth Solutions Ltd.	NO	13
.0408	Brookfield Wealth Solutions Ltd. Group	00000	98-1748081				Archimedes L.P.	.CYM	OTH	American National Insurance Company	Ownership	53.000	Brookfield Wealth Solutions Ltd.	NO	13
.0408	Brookfield Wealth Solutions Ltd. Group	00000	99-2961406				ANG TOPCO I LLC	.DE	NIA	BAMR US Holdings LLC	Ownership	100.000	Brookfield Wealth Solutions Ltd.	NO	1
.0408	Brookfield Wealth Solutions Ltd. Group	00000					ANG MIDCO I LLC	.DE	NIA	ANG TOPCO I LLC	Ownership	100.000	Brookfield Wealth Solutions Ltd.	NO	1
.0408	Brookfield Wealth Solutions Ltd. Group	00000	99-0897384				ANICO REO LLC	.TX	NIA	American National Insurance Company	Ownership	100.000	Brookfield Wealth Solutions Ltd.	NO	1
.0408	Brookfield Wealth Solutions Ltd. Group	00000					77G Propco Limited	.NJ	OTH	BNRE 77G Holdings Ltd.	Ownership	100.000	Brookfield Wealth Solutions Ltd.	NO	13
.0408	Brookfield Wealth Solutions Ltd. Group	00000	93-1651948				225 Liberty REIT LLC	.DE	OTH	225 Liberty Property Holdings Ltd.	Ownership	50.000	Brookfield Wealth Solutions Ltd.	NO	13
.0408	Brookfield Wealth Solutions Ltd. Group	00000	98-0214719				Argo Group International Holdings, Inc.	.DE	NIA	BNRE Triangle Acquisition Inc.	Ownership	100.000	Brookfield Wealth Solutions Ltd.	NO	
.0408	Brookfield Wealth Solutions Ltd. Group	00000	30-6079295				PXRE Capital Statutory Trust II	.CT	OTH	Argo Group International Holdings, Inc.	Ownership	100.000	Brookfield Wealth Solutions Ltd.	NO	
.0408	Brookfield Wealth Solutions Ltd. Group	00000	30-6078985				PXRE Capital Statutory Trust VI	.DE	OTH	Argo Group International Holdings, Inc.	Ownership	100.000	Brookfield Wealth Solutions Ltd.	NO	
.0408	Brookfield Wealth Solutions Ltd. Group	00000					Ariel Re Property & Casualty	.GBR	NIA	Argo Group International Holdings, Inc.	Ownership	100.000	Brookfield Wealth Solutions Ltd.	NO	
.0408	Brookfield Wealth Solutions Ltd. Group	00000	98-0518572				Argo Re Ltd.	.BMJ	UIP	Argo Group International Holdings, Inc.	Ownership	100.000	Brookfield Wealth Solutions Ltd.	NO	
.0408	Brookfield Wealth Solutions Ltd. Group	00000	98-0214301				PXRE Reinsurance (Barbados), Ltd.	.BRB	NIA	Argo Re Ltd.	Ownership	100.000	Brookfield Wealth Solutions Ltd.	NO	
.0408	Brookfield Wealth Solutions Ltd. Group	00000					Argo Re Escritório de Representação no Brasil Ltda.	.BRA	NIA	Argo Re Ltd.	Ownership	100.000	Brookfield Wealth Solutions Ltd.	NO	
.0408	Brookfield Wealth Solutions Ltd. Group	00000					Argo Insurance Services Bermuda, Ltd.	.BMJ	NIA	Argo Re Ltd.	Ownership	100.000	Brookfield Wealth Solutions Ltd.	NO	

STATEMENT AS OF SEPTEMBER 30, 2024 OF THE EAGLE LIFE INSURANCE COMPANY

SCHEDULE Y
PART 1A - DETAIL OF INSURANCE HOLDING COMPANY SYSTEM

1	2	3	4	5	6	7	8	9	10	11	12	13	14	15	16
Group Code	Group Name	NAIC Company Code	ID Number	Federal RSSD	CIK	Name of Securities Exchange if Publicly Traded (U.S. or International)	Names of Parent, Subsidiaries Or Affiliates	Domiciliary Location	Relationship to Reporting Entity	Directly Controlled by (Name of Entity/Person)	Type of Control (Ownership, Board, Management, Attorney-in-Fact, Influence, Other)	If Control is Ownership Provide Percentage	Ultimate Controlling Entity(ies)/Person(s)	Is an SCA Filing Required? (Yes/No)	*
.0408	Brookfield Wealth Solutions Ltd. Group	00000	98-0618574				Argo Irish Holdings I Ltd.	..BMU.....	..OTH.....	Argo Re Ltd.	Ownership.....	100.000	Brookfield Wealth Solutions Ltd.	..NO.....	
.0408	Brookfield Wealth Solutions Ltd. Group	00000	98-0655693				Argo Irish Holdings II	..BMU.....	..OTH.....	Argo Irish Holdings I Ltd.	Ownership.....	100.000	Brookfield Wealth Solutions Ltd.	..NO.....	
.0408	Brookfield Wealth Solutions Ltd. Group	00000					Argo International Holdings Limited	..GBR.....	..NIA.....	Argo Re Ltd.	Ownership.....	100.000	Brookfield Wealth Solutions Ltd.	..NO.....	
.0408	Brookfield Wealth Solutions Ltd. Group	00000					ArgoGlobal Assicurazioni S.p.A.	..ITA.....	..NIA.....	Argo International Holdings Limited	Ownership.....	100.000	Brookfield Wealth Solutions Ltd.	..NO.....	
.0408	Brookfield Wealth Solutions Ltd. Group	00000	98-0524253				Argo Financial Holding (Ireland) UC	..IRL.....	..OTH.....	Argo Irish Holdings I Ltd.	Ownership.....	99.900	Brookfield Wealth Solutions Ltd.	..NO.....	
.0408	Brookfield Wealth Solutions Ltd. Group	00000	98-0524253				Argo Financial Holding (Ireland) UC	..IRL.....	..OTH.....	Argo Irish Holdings II	Ownership.....	0.100	Brookfield Wealth Solutions Ltd.	..NO.....	
.0408	Brookfield Wealth Solutions Ltd. Group	00000	06-1183996				Argo Group US, Inc.	..DE.....	..UIP.....	Argo Financial Holding (Ireland) UC	Ownership.....	100.000	Brookfield Wealth Solutions Ltd.	..NO.....	
.0408	Brookfield Wealth Solutions Ltd. Group	00000	74-6527228				Argonaut Group Statutory Trust	..CT.....	..OTH.....	Argo Group US, Inc.	Ownership.....	100.000	Brookfield Wealth Solutions Ltd.	..NO.....	
.0408	Brookfield Wealth Solutions Ltd. Group	00000					Argonaut Group Statutory Trust III	..DE.....	..OTH.....	Argo Group US, Inc.	Ownership.....	100.000	Brookfield Wealth Solutions Ltd.	..NO.....	
.0408	Brookfield Wealth Solutions Ltd. Group	00000					Argonaut Group Statutory Trust IV	..DE.....	..OTH.....	Argo Group US, Inc.	Ownership.....	100.000	Brookfield Wealth Solutions Ltd.	..NO.....	
.0408	Brookfield Wealth Solutions Ltd. Group	00000					Argonaut Group Statutory Trust V	..DE.....	..OTH.....	Argo Group US, Inc.	Ownership.....	100.000	Brookfield Wealth Solutions Ltd.	..NO.....	
.0408	Brookfield Wealth Solutions Ltd. Group	00000					Argonaut Group Statutory Trust VI	..CT.....	..OTH.....	Argo Group US, Inc.	Ownership.....	100.000	Brookfield Wealth Solutions Ltd.	..NO.....	
.0408	Brookfield Wealth Solutions Ltd. Group	00000					Argonaut Group Statutory Trust VII	..DE.....	..OTH.....	Argo Group US, Inc.	Ownership.....	100.000	Brookfield Wealth Solutions Ltd.	..NO.....	
.0408	Brookfield Wealth Solutions Ltd. Group	00000					Argonaut Group Statutory Trust VIII	..DE.....	..OTH.....	Argo Group US, Inc.	Ownership.....	100.000	Brookfield Wealth Solutions Ltd.	..NO.....	
.0408	Brookfield Wealth Solutions Ltd. Group	00000					Argonaut Group Statutory Trust IX	..DE.....	..OTH.....	Argo Group US, Inc.	Ownership.....	100.000	Brookfield Wealth Solutions Ltd.	..NO.....	
.0408	Brookfield Wealth Solutions Ltd. Group	00000					Argonaut Group Statutory Trust X	..DE.....	..OTH.....	Argo Group US, Inc.	Ownership.....	100.000	Brookfield Wealth Solutions Ltd.	..NO.....	
.0408	Brookfield Wealth Solutions Ltd. Group	00000	74-2999179				Argonaut Management Services, Inc.	..DE.....	..OTH.....	Argo Group US, Inc.	Ownership.....	100.000	Brookfield Wealth Solutions Ltd.	..NO.....	
.0408	Brookfield Wealth Solutions Ltd. Group	12600	20-1991050				ARIS Title Insurance Corporation	..NY.....	..IA.....	Argo Group US, Inc.	Ownership.....	100.000	Brookfield Wealth Solutions Ltd.	..NO.....	
.0408	Brookfield Wealth Solutions Ltd. Group	00000	74-2948177				Trident Insurance Services, L.L.C.	..TX.....	..NIA.....	Argo Group US, Inc.	Ownership.....	100.000	Brookfield Wealth Solutions Ltd.	..NO.....	
.0408	Brookfield Wealth Solutions Ltd. Group	00000	04-2442943				Alteris Insurance Services, Inc.	..MA.....	..NIA.....	Argo Group US, Inc.	Ownership.....	100.000	Brookfield Wealth Solutions Ltd.	..NO.....	
.0408	Brookfield Wealth Solutions Ltd. Group	19801	94-1390273				Argonaut Insurance Company	..IL.....	..IA.....	Argo Group US, Inc.	Ownership.....	100.000	Brookfield Wealth Solutions Ltd.	..NO.....	
.0408	Brookfield Wealth Solutions Ltd. Group	19828	36-2489372				Argonaut-Midwest Insurance Company	..IL.....	..IA.....	Argonaut Insurance Company	Ownership.....	100.000	Brookfield Wealth Solutions Ltd.	..NO.....	
.0408	Brookfield Wealth Solutions Ltd. Group	19860	37-0301640				Argonaut Great Central Insurance Company	..IL.....	..IA.....	Argonaut Insurance Company	Ownership.....	100.000	Brookfield Wealth Solutions Ltd.	..NO.....	
.0408	Brookfield Wealth Solutions Ltd. Group	39993	54-1423096				Colony Insurance Company	..VA.....	..IA.....	Argonaut Insurance Company	Ownership.....	100.000	Brookfield Wealth Solutions Ltd.	..NO.....	
.0408	Brookfield Wealth Solutions Ltd. Group	34118	65-0075940				Peleus Insurance Company	..IL.....	..IA.....	Colony Insurance Company	Ownership.....	100.000	Brookfield Wealth Solutions Ltd.	..NO.....	

STATEMENT AS OF SEPTEMBER 30, 2024 OF THE EAGLE LIFE INSURANCE COMPANY

SCHEDULE Y
PART 1A - DETAIL OF INSURANCE HOLDING COMPANY SYSTEM

1	2	3	4	5	6	7	8	9	10	11	12	13	14	15	16
Group Code	Group Name	NAIC Company Code	ID Number	Federal RSSD	CIK	Name of Securities Exchange if Publicly Traded (U.S. or International)	Names of Parent, Subsidiaries Or Affiliates	Domiciliary Location	Relationship to Reporting Entity	Directly Controlled by (Name of Entity/Person)	Type of Control (Ownership, Board, Management, Attorney-in-Fact, Influence, Other)	If Control is Ownership Provide Percentage	Ultimate Controlling Entity(ies)/Person(s)	Is an SCA Filing Required? (Yes/No)	*
.0408	Brookfield Wealth Solutions Ltd. Group	36927	34-1266871				Colony Specialty Insurance Company	IL	IA	Colony Insurance Company	Ownership	100.000	Brookfield Wealth Solutions Ltd.	NO	
.0408	Brookfield Wealth Solutions Ltd. Group	35505	25-1620138				Rockwood Casualty Insurance Company	PA	UDP	Argo Group US, Inc.	Ownership	100.000	Brookfield Wealth Solutions Ltd.	NO	
.0408	Brookfield Wealth Solutions Ltd. Group	10726	23-2904771				Somerset Casualty Insurance Company	PA	IA	Rockwood Casualty Insurance Company	Ownership	100.000	Brookfield Wealth Solutions Ltd.	NO	
.0408	Brookfield Wealth Solutions Ltd. Group	00000	99-1888471				ANICO REO C2 Owner LLC	TX	NIA	American National Insurance Company	Ownership	100.000	Brookfield Wealth Solutions Ltd.	NO	1
.0408	Brookfield Wealth Solutions Ltd. Group	00000	99-1291933				ANICO REO St. James Owner LLC	TX	NIA	American National Insurance Company	Ownership	100.000	Brookfield Wealth Solutions Ltd.	NO	1
.0408	Brookfield Wealth Solutions Ltd. Group	00000	98-1737984				225 Liberty Property Holdings Ltd.	CY	OTH	ANTAC Core CRE LLC	Ownership	35.200	Brookfield Wealth Solutions Ltd.	NO	13
.0408	Brookfield Wealth Solutions Ltd. Group	00000					2022 Titan Note Issuer LP	DE	OTH	American National Insurance Company	Ownership	100.000	Brookfield Wealth Solutions Ltd.	NO	13
.0408	Brookfield Wealth Solutions Ltd. Group	00000					1363015 Alberta Ltd.	CAN	NIA	Chipman Development Corporation	Ownership	100.000	Brookfield Wealth Solutions Ltd.	NO	1
.0408	Brookfield Wealth Solutions Ltd. Group	00000	20-8668116				121 Village, Ltd.	TX	NIA	ANREINV, LLC	Management	0.000	Brookfield Wealth Solutions Ltd.	NO	1
.0408	Brookfield Wealth Solutions Ltd. Group	00000	36-4814921				121 Village Lots 2/3, Ltd.	TX	NIA	ANREINV, LLC	Management	0.000	Brookfield Wealth Solutions Ltd.	NO	1
.0408	Brookfield Wealth Solutions Ltd. Group	00000	87-3288802				121 Village Corner Development, Ltd.	TX	NIA	ANREINV, LLC	Management	0.000	Brookfield Wealth Solutions Ltd.	NO	1
.0408	Brookfield Wealth Solutions Ltd. Group	00000					2022 IO Note Issuer LP	DE	OTH	American National Insurance Company	Ownership	100.000	Brookfield Wealth Solutions Ltd.	NO	13
.0408	Brookfield Wealth Solutions Ltd. Group	00000					2022 Ganymede Note Issuer LP	DE	OTH	American National Insurance Company	Ownership	100.000	Brookfield Wealth Solutions Ltd.	NO	13
.0408	Brookfield Wealth Solutions Ltd. Group	00000					2022 Europa Note Issuer LP	DE	OTH	American National Insurance Company	Ownership	100.000	Brookfield Wealth Solutions Ltd.	NO	13
.0408	Brookfield Wealth Solutions Ltd. Group	92738	42-1153896				American Equity Investment Life Insurance Company	IA	IA	American National Group Inc.	Ownership	100.000	Brookfield Wealth Solutions Ltd.	NO	
.0408	Brookfield Wealth Solutions Ltd. Group	11135	22-3762465				American Equity Investment Life Insurance Company of New York	NY	IA	American Equity Investment Life Insurance Company	Ownership	100.000	Brookfield Wealth Solutions Ltd.	NO	
.0408	Brookfield Wealth Solutions Ltd. Group	13183	26-3218907				Eagle Life Insurance Company	IA	RE	American Equity Investment Life Insurance Company	Ownership	100.000	Brookfield Wealth Solutions Ltd.	NO	
.0408	Brookfield Wealth Solutions Ltd. Group	17189	87-2625017				AEL Re Vermont Inc	VT	IA	American Equity Investment Life Insurance Company	Ownership	100.000	Brookfield Wealth Solutions Ltd.	NO	
.0408	Brookfield Wealth Solutions Ltd. Group	17553	93-3948200				AEL Re Vermont II Inc	VT	IA	American Equity Investment Life Insurance Company	Ownership	100.000	Brookfield Wealth Solutions Ltd.	NO	
.0408	Brookfield Wealth Solutions Ltd. Group	71323	75-1168687				Entrada Life Insurance Company	AZ	IA	American National Group Inc.	Ownership	100.000	Brookfield Wealth Solutions Ltd.	NO	
.0408	Brookfield Wealth Solutions Ltd. Group	00000	27-0413288				AERL, LC	IA	NIA	American Equity Investment Life Insurance Company	Ownership	100.000	Brookfield Wealth Solutions Ltd.	NO	
.0408	Brookfield Wealth Solutions Ltd. Group	00000	88-0711676				BH JV Multifamily Investors, LLC	DE	NIA	American Equity Investment Life Insurance Company	Ownership	95.000	Brookfield Wealth Solutions Ltd.	NO	
.0408	Brookfield Wealth Solutions Ltd. Group	00000					Vantage at Westover Parent, LLC	DE	NIA	BH JV Multifamily Investors, LLC	Ownership	85.600	Brookfield Wealth Solutions Ltd.	NO	
.0408	Brookfield Wealth Solutions Ltd. Group	00000					Stonecastle Apartments Holdings, LLC	DE	NIA	BH JV Multifamily Investors, LLC	Ownership	80.000	Brookfield Wealth Solutions Ltd.	NO	
.0408	Brookfield Wealth Solutions Ltd. Group	00000					Residential Investment Trust	DE	NIA	American Equity Investment Life Insurance Company	Ownership	100.000	Brookfield Wealth Solutions Ltd.	NO	

STATEMENT AS OF SEPTEMBER 30, 2024 OF THE EAGLE LIFE INSURANCE COMPANY

SCHEDULE Y
PART 1A - DETAIL OF INSURANCE HOLDING COMPANY SYSTEM

1	2	3	4	5	6	7	8	9	10	11	12	13	14	15	16
Group Code	Group Name	NAIC Company Code	ID Number	Federal RSSD	CIK	Name of Securities Exchange if Publicly Traded (U.S. or International)	Names of Parent, Subsidiaries Or Affiliates	Domiciliary Location	Relationship to Reporting Entity	Directly Controlled by (Name of Entity/Person)	Type of Control (Ownership, Board, Management, Attorney-in-Fact, Influence, Other)	If Control is Ownership Provide Percentage	Ultimate Controlling Entity(ies)/Person(s)	Is an SCA Filing Required? (Yes/No)	*
.0408	Brookfield Wealth Solutions Ltd. Group	00000					Residential Investment Trust III	DE	NIA	American Equity Investment Life Insurance Company	Ownership	100.000	Brookfield Wealth Solutions Ltd.	NO	
.0408	Brookfield Wealth Solutions Ltd. Group	00000					Residential Investment Trust IV	DE	NIA	American Equity Investment Life Insurance Company	Ownership	100.000	Brookfield Wealth Solutions Ltd.	NO	
.0408	Brookfield Wealth Solutions Ltd. Group	00000					Residential Investment Trust -Berm FW	DE	NIA	American Equity Investment Life Insurance Company	Ownership	100.000	Brookfield Wealth Solutions Ltd.	NO	
.0408	Brookfield Wealth Solutions Ltd. Group	00000					Residential Investment Trust III - Berm FW	DE	NIA	American Equity Investment Life Insurance Company	Ownership	100.000	Brookfield Wealth Solutions Ltd.	NO	
.0408	Brookfield Wealth Solutions Ltd. Group	00000					Residential Investment Trust IV - Berm FW	DE	NIA	American Equity Investment Life Insurance Company	Ownership	100.000	Brookfield Wealth Solutions Ltd.	NO	
.0408	Brookfield Wealth Solutions Ltd. Group	00000					Residential Investment Trust III - Verm FW	DE	NIA	American Equity Investment Life Insurance Company	Ownership	100.000	Brookfield Wealth Solutions Ltd.	NO	
.0408	Brookfield Wealth Solutions Ltd. Group	00000					ISQ Ace Fund, LLC	DE	NIA	American Equity Investment Life Insurance Company	Ownership	98.000	Brookfield Wealth Solutions Ltd.	NO	
.0408	Brookfield Wealth Solutions Ltd. Group	00000	92-1992151				BH JV (Berm FW) Multifamily Investors, LLC	DE	NIA	American Equity Investment Life Insurance Company	Ownership	95.000	Brookfield Wealth Solutions Ltd.	NO	
.0408	Brookfield Wealth Solutions Ltd. Group	00000	92-1610110				Ace Fund Holdings LLC	DE	NIA	American Equity Investment Life Insurance Company	Ownership	92.900	Brookfield Wealth Solutions Ltd.	NO	
.0408	Brookfield Wealth Solutions Ltd. Group	00000					Vantage at Westover Parent, LLC	DE	NIA	BH JV (Berm FW) Multifamily Investors, LLC	Ownership	14.400	Brookfield Wealth Solutions Ltd.	NO	
.0408	Brookfield Wealth Solutions Ltd. Group	00000					Vantage at Westover Owner, LLC	DE	NIA	Vantage at Westover Parent, LLC	Ownership	100.000	Brookfield Wealth Solutions Ltd.	NO	
.0408	Brookfield Wealth Solutions Ltd. Group	00000					Stonecastle Apartments Holdings, LLC	DE	NIA	BH JV (Berm FW) Multifamily Investors, LLC	Ownership	20.000	Brookfield Wealth Solutions Ltd.	NO	
.0408	Brookfield Wealth Solutions Ltd. Group	00000					PBJ Stonecastle, LLC	DE	NIA	Stonecastle Apartments Holdings, LLC	Ownership	100.000	Brookfield Wealth Solutions Ltd.	NO	
.0408	Brookfield Wealth Solutions Ltd. Group	00000	88-4253582				M-A LPI Holdings, LLC	DE	NIA	American Equity Investment Life Insurance Company	Ownership	84.300	Brookfield Wealth Solutions Ltd.	NO	
.0408	Brookfield Wealth Solutions Ltd. Group	00000					Residential Investment Trust II	DE	NIA	Eagle Life Insurance Company	Ownership	100.000	Brookfield Wealth Solutions Ltd.	NO	
.0408	Brookfield Wealth Solutions Ltd. Group	00000					Residential Investment Trust III-E	DE	NIA	Eagle Life Insurance Company	Ownership	100.000	Brookfield Wealth Solutions Ltd.	NO	
.0408	Brookfield Wealth Solutions Ltd. Group	00000					Residential Investment Trust V	DE	NIA	Eagle Life Insurance Company	Ownership	100.000	Brookfield Wealth Solutions Ltd.	NO	
.0408	Brookfield Wealth Solutions Ltd. Group	00000	88-4253582				M-A LPI Holdings, LLC	DE	NIA	Eagle Life Insurance Company	Ownership	5.700	Brookfield Wealth Solutions Ltd.	NO	
.0408	Brookfield Wealth Solutions Ltd. Group	00000	88-4247932				M-LPI Resort Holdings, LLC	DE	NIA	M-A LPI Holdings, LLC	Ownership	80.000	Brookfield Wealth Solutions Ltd.	NO	
.0408	Brookfield Wealth Solutions Ltd. Group	00000	92-1610110				Ace Fund Holdings LLC	DE	NIA	Eagle Life Insurance Company	Ownership	7.100	Brookfield Wealth Solutions Ltd.	NO	
.0408	Brookfield Wealth Solutions Ltd. Group	00000	92-0856342				M-LPI Resort Owner, LLC	DE	NIA	M-LPI Resort Holdings, LLC	Ownership	100.000	Brookfield Wealth Solutions Ltd.	NO	
.0408	Brookfield Wealth Solutions Ltd. Group	00000	85-4289437				AE Capital, LLC	IA	NIA	American National Group Inc.	Ownership	100.000	Brookfield Wealth Solutions Ltd.	NO	
.0408	Brookfield Wealth Solutions Ltd. Group	00000	98-1640447				AEL Re Bermuda Ltd	BMU	IA	American National Group Inc.	Ownership	100.000	Brookfield Wealth Solutions Ltd.	NO	
.0408	Brookfield Wealth Solutions Ltd. Group	00000	42-6593040				American Equity Capital Trust II	DE	NIA	American National Group Inc.	Ownership	100.000	Brookfield Wealth Solutions Ltd.	NO	
.0408	Brookfield Wealth Solutions Ltd. Group	00000	42-1461598				American Equity Investment Properties, L.C.	IA	NIA	American National Group Inc.	Ownership	100.000	Brookfield Wealth Solutions Ltd.	NO	

STATEMENT AS OF SEPTEMBER 30, 2024 OF THE EAGLE LIFE INSURANCE COMPANY

SCHEDULE Y
PART 1A - DETAIL OF INSURANCE HOLDING COMPANY SYSTEM

1	2	3	4	5	6	7	8	9	10	11	12	13	14	15	16
Group Code	Group Name	NAIC Company Code	ID Number	Federal RSSD	CIK	Name of Securities Exchange if Publicly Traded (U.S. or International)	Names of Parent, Subsidiaries Or Affiliates	Domiciliary Location	Relationship to Reporting Entity	Directly Controlled by (Name of Entity/Person)	Type of Control (Ownership, Board, Management, Attorney-in-Fact, Influence, Other)	If Control is Ownership Provide Percentage	Ultimate Controlling Entity(ies)/Person(s)	Is an SCA Filing Required? (Yes/No)	*
.0408	Brookfield Wealth Solutions Ltd. Group	00000	86-1532673				High Trestle Investment Management, LLC	IA	NIA	American National Group Inc.	Ownership	100.000	Brookfield Wealth Solutions Ltd.	NO	
.0408	Brookfield Wealth Solutions Ltd. Group	00000	88-3749240				North Wolf Bay Holdings, LLC	DE	NIA	American National Group Inc.	Ownership	100.000	Brookfield Wealth Solutions Ltd.	NO	
.0408	Brookfield Wealth Solutions Ltd. Group	00000	87-2713076				NC Securities Holdco, LLC	NC	NIA	American National Group Inc.	Ownership	100.000	Brookfield Wealth Solutions Ltd.	NO	
.0408	Brookfield Wealth Solutions Ltd. Group	00000	88-3743138				AEL Financial Services, LLC	NC	NIA	NC Securities Holdco, LLC	Ownership	100.000	Brookfield Wealth Solutions Ltd.	NO	
.0408	Brookfield Wealth Solutions Ltd. Group	00000					2022 Ceres Note Issuer LP	DE	OTH	American National Insurance Company	Ownership	100.000	Brookfield Wealth Solutions Ltd.	NO	13
.0408	Brookfield Wealth Solutions Ltd. Group	00000	93-1665964				200 Liberty REIT LLC	DE	OTH	200 Liberty Property Holdings Ltd.	Ownership	50.000	Brookfield Wealth Solutions Ltd.	NO	13
.0408	Brookfield Wealth Solutions Ltd. Group	00000	98-1737992				200 Liberty Property Holdings Ltd.	CYM	OTH	ANTAC Core CRE LLC	Ownership	24.000	Brookfield Wealth Solutions Ltd.	NO	13
.0408	Brookfield Wealth Solutions Ltd. Group	00000	92-2374250				1100 Ave of Americas REIT LLC	DE	OTH	1100 AoA Property Holdings Ltd.	Ownership	50.000	Brookfield Wealth Solutions Ltd.	NO	13
.0408	Brookfield Wealth Solutions Ltd. Group	00000	98-1737979				1100 AoA Property Holdings Ltd.	CYM	OTH	ANTAC Core CRE LLC	Ownership	36.000	Brookfield Wealth Solutions Ltd.	NO	13
.0408	Brookfield Wealth Solutions Ltd. Group	00000					BNRE Canada Services Inc.	CAN	NIA	BAMR Holdings Ltd.	Ownership	100.000	Brookfield Wealth Solutions Ltd.	NO	1
.0408	Brookfield Wealth Solutions Ltd. Group	00000					BAM V Geneva LLC	DE	OTH	Bventures Holdco LLC	Ownership	81.000	Brookfield Wealth Solutions Ltd.	NO	13
.0408	Brookfield Wealth Solutions Ltd. Group	00000					BNRE Canada Pref Sub Inc.	CAN	NIA	BNRE Canada Holdings Inc.	Ownership	100.000	Brookfield Wealth Solutions Ltd.	NO	13
.0408	Brookfield Wealth Solutions Ltd. Group	00000					Brookfield Annuity Loan LP	CAN	NIA	Brookfield Annuity Holdings Inc.	Management	0.000	Brookfield Wealth Solutions Ltd.	NO	13
.0408	Brookfield Wealth Solutions Ltd. Group	00000					Bventures Holdco LLC	DE	OTH	Chamberlain Blane 2023-1 LLC	Ownership	100.000	Brookfield Wealth Solutions Ltd.	NO	13
.0408	Brookfield Wealth Solutions Ltd. Group	00000					200 Vesey Property Holdings Ltd.	CYM	OTH	American Equity Investment Life Insurance Company	Ownership	60.000	Brookfield Wealth Solutions Ltd.	NO	13
.0408	Brookfield Wealth Solutions Ltd. Group	00000					Bay Adelaide North Property Holdings Inc.	CAN	OTH	American Equity Investment Life Insurance Company	Ownership	77.500	Brookfield Wealth Solutions Ltd.	NO	13
.0408	Brookfield Wealth Solutions Ltd. Group	00000					ALA MOANA PROPERTY HOLDINGS LTD.	CYM	OTH	American Equity Investment Life Insurance Company	Ownership	77.600	Brookfield Wealth Solutions Ltd.	NO	13
.0408	Brookfield Wealth Solutions Ltd. Group	00000					TYSONS GALLERIA PROPERTY HOLDINGS LTD.	CYM	OTH	American Equity Investment Life Insurance Company	Ownership	65.000	Brookfield Wealth Solutions Ltd.	NO	13
.0408	Brookfield Wealth Solutions Ltd. Group	00000					WOODLANDS MALL PROPERTY HOLDINGS LTD.	CYM	OTH	American Equity Investment Life Insurance Company	Ownership	66.000	Brookfield Wealth Solutions Ltd.	NO	13
.0408	Brookfield Wealth Solutions Ltd. Group	00000					La Cantera Property Holdings Ltd.	CYM	OTH	American Equity Investment Life Insurance Company	Ownership	70.500	Brookfield Wealth Solutions Ltd.	NO	13
.0408	Brookfield Wealth Solutions Ltd. Group	00000					Jordan Creek Property Holdings Ltd.	CYM	OTH	American National Insurance Holdings Inc.	Ownership	61.400	Brookfield Wealth Solutions Ltd.	NO	13
.0408	Brookfield Wealth Solutions Ltd. Group	00000					2 MW Property Holdings Ltd.	CYM	OTH	Brookfield Reinsurance Investments LP	Ownership	47.200	Brookfield Wealth Solutions Ltd.	NO	13
.0408	Brookfield Wealth Solutions Ltd. Group	00000					WILLOWBROOK PROPERTY HOLDINGS LTD.	CYM	OTH	American Equity Investment Life Insurance Company	Ownership	64.800	Brookfield Wealth Solutions Ltd.	NO	13
.0408	Brookfield Wealth Solutions Ltd. Group	00000					BOULDER REINSURANCE (CAYMAN) LTD	CYM	OTH	American National Group Inc.	Ownership	100.000	Brookfield Wealth Solutions Ltd.	NO	13
.0408	Brookfield Wealth Solutions Ltd. Group	00000	99-5016931				American National Assignment Company LLC	TX	NIA	American National Insurance Company	Ownership	100.000	Brookfield Wealth Solutions Ltd.	NO	1

13.10

STATEMENT AS OF SEPTEMBER 30, 2024 OF THE EAGLE LIFE INSURANCE COMPANY

SCHEDULE Y

PART 1A - DETAIL OF INSURANCE HOLDING COMPANY SYSTEM

1 Group Code	2 Group Name	3 NAIC Company Code	4 ID Number	5 Federal RSSD	6 CIK	7 Name of Securities Exchange if Publicly Traded (U.S. or International)	8 Names of Parent, Subsidiaries Or Affiliates	9 Domiciliary Location	10 Relationship to Reporting Entity	11 Directly Controlled by (Name of Entity/Person)	12 Type of Control (Ownership, Board, Management, Attorney-in-Fact, Influence, Other)	13 If Control is Ownership Provide Percentage	14 Ultimate Controlling Entity(ies)/Person(s)	15 Is an SCA Filing Required? (Yes/No)	16 *
.0408	Brookfield Wealth Solutions Ltd. Group00000	AE Paces GP, LLC	..TX.....NIA.....	ANICO Eagle, LLC	Ownership.....	100.000	Brookfield Wealth Solutions Ltd.NO.....1
.0408	Brookfield Wealth Solutions Ltd. Group00000	Griffin Topco LLC	..DE.....OTH.....	American National Insurance Company	Ownership.....	100.000	Brookfield Wealth Solutions Ltd.NO.....13
.0408	Brookfield Wealth Solutions Ltd. Group00000	Griffin Subco LLC	..DE.....OTH.....	Griffin Topco LLC	Ownership.....	100.000	Brookfield Wealth Solutions Ltd.NO.....13
.0408	Brookfield Wealth Solutions Ltd. Group00000	Eugene Property Holdings Ltd.	..CYM.....OTH.....	American Equity Investment Life Insurance Company	Ownership.....	65.300	Brookfield Wealth Solutions Ltd.NO.....13

13.11

Asterisk	Explanation

SUPPLEMENTAL EXHIBITS AND SCHEDULES INTERROGATORIES

The following supplemental reports are required to be filed as part of your statement filing. However, in the event that your company does not transact the type of business for which the special report must be filed, your response of NO to the specific interrogatory will be accepted in lieu of filing a "NONE" report and a bar code will be printed below. If the supplement is required of your company but is not being filed for whatever reason enter SEE EXPLANATION and provide an explanation following the interrogatory questions.

	Response
1. Will the Trusteed Surplus Statement be filed with the state of domicile and the NAIC with this statement?	NO
2. Will the Medicare Part D Coverage Supplement be filed with the state of domicile and the NAIC with this statement?	NO
3. Will the Reasonableness of Assumptions Certification required by Actuarial Guideline XXXV be filed with the state of domicile and electronically with the NAIC?	NO
4. Will the Reasonableness and Consistency of Assumptions Certification required by Actuarial Guideline XXXV be filed with the state of domicile and electronically with the NAIC?	YES
5. Will the Reasonableness of Assumptions Certification for Implied Guaranteed Rate Method required by Actuarial Guideline XXXVI be filed with the state of domicile and electronically with the NAIC?	NO
6. Will the Reasonableness and Consistency of Assumptions Certification required by Actuarial Guideline XXXVI (Updated Average Market Value) be filed with the state of domicile and electronically with the NAIC?	NO
7. Will the Reasonableness and Consistency of Assumptions Certification required by Actuarial Guideline XXXVI (Updated Market Value) be filed with the state of domicile and electronically with the NAIC?	NO
8. Will the Life PBR Statement of Exemption be filed with the state of domicile by July 1st and electronically with the NAIC with the second quarterly filing per the Valuation Manual (by August 15)? (2nd Quarter Only) The response for 1st and 3rd quarters should be N/A. A NO response resulting with a bar code is only appropriate in the 2nd quarter. In the case of an ongoing statement of exemption, enter "SEE EXPLANATION" and provide as an explanation that the company is utilizing an ongoing statement of exemption.	N/A

AUGUST FILING


9. Will the regulator-only (non-public) Communication of Internal Control Related Matters Noted in Audit be filed with the state of domicile and electronically with the NAIC (as a regulator-only non-public document) by August 1? The response for 1st and 3rd quarters should be N/A. A NO response resulting with a bar code is only appropriate in the 2nd quarter.	N/A
--------------------------------------------------------------------------------------------------------------------------------------------------------------------------------------------------------------------------------------------------------------------------------------------------------------------------------------------------------------------------------	-----

Explanation:

1. Not required to be filed by the Company
2. Not required to be filed by the Company
3. Not required to be filed by the Company
5. Not required to be filed by the Company
6. Not required to be filed by the Company
7. Not required to be filed by the Company

Bar Code:

1. Trusteed Surplus Statement [Document Identifier 490]
2. Medicare Part D Coverage Supplement [Document Identifier 365]
3. Reasonableness of Assumptions Certification required by Actuarial Guideline XXXV [Document Identifier 445]
5. Reasonableness of Assumptions Certification for Implied Guaranteed Rate Method required by Actuarial Guideline XXXVI [Document Identifier 447]
6. Reasonableness and Consistency of Assumptions Certification required by Actuarial Guideline XXXVI [Document Identifier 448]
7. Reasonableness and Consistency of Assumptions Certification required by Actuarial Guideline XXXVI (Updated Market Value) [Document Identifier 449]



NONE

STATEMENT AS OF SEPTEMBER 30, 2024 OF THE EAGLE LIFE INSURANCE COMPANY

SCHEDULE A - VERIFICATION

Real Estate

	1 Year to Date	2 Prior Year Ended December 31
1. Book/adjusted carrying value, December 31 of prior year		
2. Cost of acquired:		
2.1 Actual cost at time of acquisition		
2.2 Additional investment made after acquisition		
3. Current year change in encumbrances		
4. Total gain (loss) on disposals		
5. Deduct amounts received on disposals		
6. Total foreign exchange change in book/adjusted carrying value		
7. Deduct current year's other than temporary impairment recognized		
8. Deduct current year's depreciation		
9. Book/adjusted carrying value at the end of current period (Lines 1+2+3+4-5+6-7-8)		
10. Deduct total nonadmitted amounts		
11. Statement value at end of current period (Line 9 minus Line 10)		

NONE

SCHEDULE B - VERIFICATION

Mortgage Loans

	1 Year to Date	2 Prior Year Ended December 31
1. Book value/recorded investment excluding accrued interest, December 31 of prior year	758,729,485	532,026,598
2. Cost of acquired:		
2.1 Actual cost at time of acquisition	6,462,232	318,086,863
2.2 Additional investment made after acquisition	61,376,516	76,957,249
3. Capitalized deferred interest and other		
4. Accrual of discount	409	894
5. Unrealized valuation increase/(decrease)		1,184,232
6. Total gain (loss) on disposals	(326,355)	(183,339)
7. Deduct amounts received on disposals	191,807,525	169,147,672
8. Deduct amortization of premium and mortgage interest points and commitment fees	152,753	195,339
9. Total foreign exchange change in book value/recorded investment excluding accrued interest		
10. Deduct current year's other than temporary impairment recognized	634,286	
11. Book value/recorded investment excluding accrued interest at end of current period (Lines 1+2+3+4+5+6-7-8+9-10)	633,647,723	758,729,485
12. Total valuation allowance		
13. Subtotal (Line 11 plus Line 12)	633,647,723	758,729,485
14. Deduct total nonadmitted amounts		
15. Statement value at end of current period (Line 13 minus Line 14)	633,647,723	758,729,485

SCHEDULE BA - VERIFICATION

Other Long-Term Invested Assets

	1 Year to Date	2 Prior Year Ended December 31
1. Book/adjusted carrying value, December 31 of prior year	30,629,034	28,152,109
2. Cost of acquired:		
2.1 Actual cost at time of acquisition	17,051,005	14,320,393
2.2 Additional investment made after acquisition	2,517,797	2,289,775
3. Capitalized deferred interest and other		
4. Accrual of discount	2,150	59,520
5. Unrealized valuation increase/(decrease)	16,458,759	(13,948,661)
6. Total gain (loss) on disposals	(19,545,726)	
7. Deduct amounts received on disposals	1,039,683	240,671
8. Deduct amortization of premium and depreciation	72,519	3,431
9. Total foreign exchange change in book/adjusted carrying value		
10. Deduct current year's other than temporary impairment recognized	3,666,394	
11. Book/adjusted carrying value at end of current period (Lines 1+2+3+4+5+6-7-8+9-10)	42,334,423	30,629,034
12. Deduct total nonadmitted amounts		
13. Statement value at end of current period (Line 11 minus Line 12)	42,334,423	30,629,034

SCHEDULE D - VERIFICATION

Bonds and Stocks

	1 Year to Date	2 Prior Year Ended December 31
1. Book/adjusted carrying value of bonds and stocks, December 31 of prior year	2,238,964,999	2,569,168,840
2. Cost of bonds and stocks acquired	249,851,390	261,657,257
3. Accrual of discount	2,404,993	2,874,052
4. Unrealized valuation increase/(decrease)	(75,051)	(56,656)
5. Total gain (loss) on disposals	(5,949,190)	(8,369,454)
6. Deduct consideration for bonds and stocks disposed of	396,164,866	581,737,781
7. Deduct amortization of premium	3,538,259	4,527,935
8. Total foreign exchange change in book/adjusted carrying value	366,754	
9. Deduct current year's other than temporary impairment recognized		
10. Total investment income recognized as a result of prepayment penalties and/or acceleration fees	89,007	(43,324)
11. Book/adjusted carrying value at end of current period (Lines 1+2+3+4+5-6-7+8-9+10)	2,085,949,777	2,238,964,999
12. Deduct total nonadmitted amounts		
13. Statement value at end of current period (Line 11 minus Line 12)	2,085,949,777	2,238,964,999

STATEMENT AS OF SEPTEMBER 30, 2024 OF THE EAGLE LIFE INSURANCE COMPANY

SCHEDULE D - PART 1B

Showing the Acquisitions, Dispositions and Non-Trading Activity
During the Current Quarter for all Bonds and Preferred Stock by NAIC Designation

NAIC Designation	1 Book/Adjusted Carrying Value Beginning of Current Quarter	2 Acquisitions During Current Quarter	3 Dispositions During Current Quarter	4 Non-Trading Activity During Current Quarter	5 Book/Adjusted Carrying Value End of First Quarter	6 Book/Adjusted Carrying Value End of Second Quarter	7 Book/Adjusted Carrying Value End of Third Quarter	8 Book/Adjusted Carrying Value December 31 Prior Year
BONDS								
1. NAIC 1 (a)	2,229,410,217	1,004,218,233	973,839,345	15,435,965	2,167,065,231	2,229,410,217	2,275,225,070	1,947,670,382
2. NAIC 2 (a)	559,627,210	6,862,083	22,900,653	(6,768,563)	785,648,540	559,627,210	536,820,077	969,240,562
3. NAIC 3 (a)	45,955,598	1,630,640	1,010,659	(506,335)	46,954,613	45,955,598	46,069,244	13,460,705
4. NAIC 4 (a)				500,000	500,000		500,000	1,469,331
5. NAIC 5 (a)	5,830,587				7,328,748	5,830,587	5,830,587	6,328,911
6. NAIC 6 (a)								
7. Total Bonds	2,840,823,612	1,012,710,956	997,750,657	8,661,067	3,007,497,132	2,840,823,612	2,864,444,978	2,938,169,891
PREFERRED STOCK								
8. NAIC 1								
9. NAIC 2								
10. NAIC 3								
11. NAIC 4		4,029,714					4,029,714	
12. NAIC 5								
13. NAIC 6								
14. Total Preferred Stock		4,029,714					4,029,714	
15. Total Bonds and Preferred Stock	2,840,823,612	1,016,740,670	997,750,657	8,661,067	3,007,497,132	2,840,823,612	2,868,474,692	2,938,169,891

(a) Book/Adjusted Carrying Value column for the end of the current reporting period includes the following amount of short-term and cash equivalent bonds by NAIC designation:

NAIC 1 \$ 861,879,956 ; NAIC 2 \$; NAIC 3 \$; NAIC 4 \$; NAIC 5 \$; NAIC 6 \$

S102

SCHEDULE DA - PART 1

Short-Term Investments

	1	2	3	4	5
	Book/Adjusted Carrying Value	Par Value	Actual Cost	Interest Collected Year-to-Date	Paid for Accrued Interest Year-to-Date
7709999999 Totals	262,036,834	xxx	261,546,030	13,750	

SCHEDULE DA - VERIFICATION

Short-Term Investments

	1	2
	Year To Date	Prior Year Ended December 31
1. Book/adjusted carrying value, December 31 of prior year		
2. Cost of short-term investments acquired	261,546,030	
3. Accrual of discount	490,804	
4. Unrealized valuation increase/(decrease)		
5. Total gain (loss) on disposals		
6. Deduct consideration received on disposals		
7. Deduct amortization of premium		
8. Total foreign exchange change in book/adjusted carrying value		
9. Deduct current year's other than temporary impairment recognized		
10. Book/adjusted carrying value at end of current period (Lines 1+2+3+4+5-6-7+8-9)	262,036,834	
11. Deduct total nonadmitted amounts		
12. Statement value at end of current period (Line 10 minus Line 11)	262,036,834	

STATEMENT AS OF SEPTEMBER 30, 2024 OF THE EAGLE LIFE INSURANCE COMPANY

SCHEDULE DB - PART A - VERIFICATION

Options, Caps, Floors, Collars, Swaps and Forwards

1. Book/Adjusted Carrying Value, December 31, prior year (Line 10, prior year)	43,397,791
2. Cost Paid/(Consideration Received) on additions	65,055,271
3. Unrealized Valuation increase/(decrease)	
4. SSAP No. 108 adjustments	
5. Total gain (loss) on termination recognized	116,833,025
6. Considerations received/(paid) on terminations	116,833,025
7. Amortization	(61,877,531)
8. Adjustment to the Book/Adjusted Carrying Value of hedged item	
9. Total foreign exchange change in Book/Adjusted Carrying Value	(436,210)
10. Book/Adjusted Carrying Value at End of Current Period (Lines 1+2+3+4+5-6+7+8+9)	46,139,321
11. Deduct nonadmitted assets	
12. Statement value at end of current period (Line 10 minus Line 11)	46,139,321

SCHEDULE DB - PART B - VERIFICATION

Futures Contracts

1. Book/Adjusted carrying value, December 31 of prior year (Line 6, prior year).....	
2. Cumulative cash change (Section 1, Broker Name/Net Cash Deposits Footnote - Cumulative Cash Change column)	
3.1 Add:	
Change in variation margin on open contracts - Highly Effective Hedges	
3.11 Section 1, Column 15, current year to date minus	
3.12 Section 1, Column 15, prior year	
Change in variation margin on open contracts - All Other	
3.13 Section 1, Column 18, current year to date minus	
3.14 Section 1, Column 18, prior year	
3.2 Add:	
Change in adjustment to basis of hedged item	
3.21 Section 1, Column 17, current year to date minus	
3.22 Section 1, Column 17, prior year	
Change in amount recognized	
3.23 Section 1, Column 19, current year to date minus	
3.24 Section 1, Column 19, prior year plus	
3.25 SSAP No. 108 adjustments	
3.3 Subtotal (Line 3.1 minus Line 3.2)	
4.1 Cumulative variation margin on terminated contracts during the year	
4.2 Less:	
4.21 Amount used to adjust basis of hedged item	
4.22 Amount recognized	
4.23 SSAP No. 108 adjustments	
4.3 Subtotal (Line 4.1 minus Line 4.2)	
5. Dispositions gains (losses) on contracts terminated in prior year:	
5.1 Total gain (loss) recognized for terminations in prior year	
5.2 Total gain (loss) adjusted into the hedged item(s) for terminations in prior year	
6. Book/Adjusted carrying value at end of current period (Lines 1+2+3.3-4.3-5.1-5.2)	
7. Deduct total nonadmitted amounts	
8. Statement value at end of current period (Line 6 minus Line 7)	

NONE

Schedule DB - Part C - Section 1 - Replication (Synthetic Asset) Transactions (RSATs) Open

N O N E

Schedule DB-Part C-Section 2-Reconciliation of Replication (Synthetic Asset) Transactions Open

N O N E

STATEMENT AS OF SEPTEMBER 30, 2024 OF THE EAGLE LIFE INSURANCE COMPANY

SCHEDULE DB - VERIFICATION

Verification of Book/Adjusted Carrying Value, Fair Value and Potential Exposure of all Open Derivative Contracts

		Book/Adjusted Carrying Value Check
1.	Part A, Section 1, Column 14.....	46,139,321
2.	Part B, Section 1, Column 15 plus Part B, Section 1 Footnote - Total Ending Cash Balance.....
3.	Total (Line 1 plus Line 2)	46,139,321
4.	Part D, Section 1, Column 6	46,575,531
5.	Part D, Section 1, Column 7	(436,210)
6.	Total (Line 3 minus Line 4 minus Line 5)
		Fair Value Check
7.	Part A, Section 1, Column 16	138,734,061
8.	Part B, Section 1, Column 13
9.	Total (Line 7 plus Line 8)	138,734,061
10.	Part D, Section 1, Column 9	139,170,271
11.	Part D, Section 1, Column 10	(436,210)
12.	Total (Line 9 minus Line 10 minus Line 11)
		Potential Exposure Check
13.	Part A, Section 1, Column 21	118,213
14.	Part B, Section 1, Column 20
15.	Part D, Section 1, Column 12	118,213
16.	Total (Line 13 plus Line 14 minus Line 15)

STATEMENT AS OF SEPTEMBER 30, 2024 OF THE EAGLE LIFE INSURANCE COMPANY

SCHEDULE E - PART 2 - VERIFICATION

(Cash Equivalents)

	1	2
	Year To Date	Prior Year Ended December 31
1. Book/adjusted carrying value, December 31 of prior year	699,204,894	71,447,367
2. Cost of cash equivalents acquired	9,324,373,628	15,362,050,025
3. Accrual of discount	33,684,357	21,644,274
4. Unrealized valuation increase/(decrease)		
5. Total gain (loss) on disposals		
6. Deduct consideration received on disposals	9,362,344,398	14,755,936,772
7. Deduct amortization of premium		
8. Total foreign exchange change in book/adjusted carrying value		
9. Deduct current year's other than temporary impairment recognized		
10. Book/adjusted carrying value at end of current period (Lines 1+2+3+4+5-6-7+8-9)	694,918,481	699,204,894
11. Deduct total nonadmitted amounts		
12. Statement value at end of current period (Line 10 minus Line 11)	694,918,481	699,204,894

STATEMENT AS OF SEPTEMBER 30, 2024 OF THE EAGLE LIFE INSURANCE COMPANY

SCHEDULE A - PART 2

Showing All Real Estate ACQUIRED AND ADDITIONS MADE During the Current Quarter

1 Description of Property	Location		4 Date Acquired	5 Name of Vendor	6 Actual Cost at Time of Acquisition	7 Amount of Encumbrances	8 Book/Adjusted Carrying Value Less Encumbrances	9 Additional Investment Made After Acquisition
	2 City	3 State						
NONE								
0399999 - Totals								

SCHEDULE A - PART 3

Showing All Real Estate DISPOSED During the Quarter, Including Payments During the Final Year on "Sales Under Contract"

1 Description of Property	Location		4 Disposal Date	5 Name of Purchaser	6 Actual Cost	7 Expended for Additions, Permanent Improvements and Changes in Encumbrances	8 Book/Adjusted Carrying Value Less Encumbrances Prior Year	Change in Book/Adjusted Carrying Value Less Encumbrances					14 Book/Adjusted Carrying Value Less Encumbrances on Disposal	15 Amounts Received During Year	16 Foreign Exchange Gain (Loss) on Disposal	17 Realized Gain (Loss) on Disposal	18 Total Gain (Loss) on Disposal	19 Gross Income Earned Less Interest Incurred on Encumbrances	20 Taxes, Repairs and Expenses Incurred
	2 City	3 State						9 Current Year's Depreciation	10 Current Year's Other-Than-Temporary Impairment Recognized	11 Current Year's Change in Encumbrances	12 Total Change in Book/Adjusted Carrying Value (11-9-10)	13 Total Foreign Exchange Change in Book/Adjusted Carrying Value							
NONE																			
0399999 - Totals																			

E01

STATEMENT AS OF SEPTEMBER 30, 2024 OF THE EAGLE LIFE INSURANCE COMPANY

SCHEDULE B - PART 2

Showing All Mortgage Loans ACQUIRED AND ADDITIONS MADE During the Current Quarter

1 Loan Number	2 Location		4 Loan Type	5 Date Acquired	6 Rate of Interest	7 Actual Cost at Time of Acquisition	8 Additional Investment Made After Acquisition	9 Value of Land and Buildings
	City	3 State						
AG1119	WAPATO	WA		03/29/2023	7.460		125,000	3,333,333
0199999. Mortgages in good standing - Farm Mortgages							125,000	3,333,333
A170858	BERKELEY TOWNSHIP	NJ		03/31/2023	9.750		36,577	6,759,000
A303624	ATLANTA	GA		05/17/2023	10.500		40,875	400,000
A321377	MIAMI BEACH	FL		02/06/2023	11.250		296,141	4,750,000
A321583	BRANDON	FL		02/03/2023	11.500		4,000	385,000
A321723	WEST PALM BEACH	FL		08/31/2023	10.000		47,135	265,000
A630577	SAINT LOUIS	MO		01/23/2023	11.750		8,500	200,000
A751119	AUSTIN	TX		04/27/2023	10.000		16,330	1,550,000
A751124	AUSTIN	TX		04/27/2023	10.000		13,762	1,850,000
A751126	DALLAS	TX		04/27/2023	10.000		46,818	1,400,000
A751139	DALLAS	TX		04/27/2023	10.000		16,611	1,550,000
A751143	AUSTIN	TX		04/27/2023	10.000		13,535	1,400,000
A751146	BELLAIRE	TX		04/27/2023	10.000		221,196	1,550,000
A751149	HOUSTON	TX		04/27/2023	10.000		28,654	1,850,000
A751150	BELLAIRE	TX		04/27/2023	10.000		231,434	1,475,000
A751168	DALLAS	TX		05/30/2023	10.000		76,000	925,000
A800168	SUPERIOR	CO		04/27/2023	10.000		16,327	1,180,000
A800173	SUPERIOR	CO		04/27/2023	10.000		20,008	1,190,000
A800175	LOUISVILLE	CO		04/27/2023	10.000		563,974	1,350,000
A800177	SUPERIOR	CO		04/27/2023	10.000		118,708	1,180,000
A800178	LOUISVILLE	CO		04/27/2023	10.000		22,702	1,350,000
A850435	SEDONA	AZ		04/14/2022	12.000		222,813	1,400,000
A881314	HENDERSON	NV		05/24/2023	9.750		704,297	8,100,000
A881315	HENDERSON	NV		05/31/2023	9.750		497,443	10,000,000
A919110	LOS ANGELES	CA		12/08/2021	11.500		9,000	5,700,000
A919347	BURLINGAME	CA		09/29/2023	10.750		451,105	5,550,000
A919514	MENLO PARK	CA		05/18/2023	10.000		93,321	4,900,000
A919827	REDWOOD CITY	CA		05/25/2023	10.000		33,882	3,700,000
A920455	SAN JOSE	CA		05/25/2023	10.000		37,227	2,700,000
A920691	WEST HOLLYWOOD	CA		12/27/2022	10.750		34,421	9,325,000
A921087	NEWPORT BEACH	CA		12/27/2022	11.000		80,600	6,000,000
A921135	SANTA MONICA	CA		05/30/2023	10.750		582,513	15,000,000
A921297	LOS ANGELES	CA		03/31/2023	9.750		56,000	3,250,000
A921314	LOS ANGELES	CA		02/01/2023	12.000		226,510	3,400,000
A921396	WOODLAND HILLS	CA		04/20/2023	9.500		305,331	2,950,000
A921405	LOS ANGELES	CA		08/21/2023	10.750		56,049	3,000,000
A921466	LOS ANGELES	CA		03/23/2023	9.500		50,722	2,600,000
A921467	LOS ANGELES	CA		03/31/2023	9.750		73,375	1,750,000
A921477	PALO ALTO	CA		04/28/2023	9.500		532,584	16,500,000
A921483	SACRAMENTO	CA		03/23/2023	11.000		23,263	800,000
A921489	LOS ANGELES	CA		03/20/2023	10.000		40,000	2,750,000
A921595	LOS ALTOS	CA		04/19/2023	9.250		395,349	6,500,000
A921608	MILL VALLEY	CA		05/17/2023	9.750		41,500	3,000,000
A921627	EL SEGUNDO	CA		05/17/2023	10.250		113,655	2,600,000
A921698	LOS ANGELES	CA		05/31/2023	10.750		61,413	2,150,000
A921732	OJAI	CA		05/31/2023	11.500		151,135	3,500,000
A921742	CAMERON PARK	CA		08/09/2023	10.250		506,397	7,355,001
A921773	WEST HOLLYWOOD	CA		05/24/2023	9.500		1,005,000	7,317,399
A921902	LOS ANGELES	CA		08/03/2023	10.250		218,428	2,850,000
A921919	MOUNTAIN VIEW	CA		08/10/2023	10.250		731,200	16,600,000
A921949	LOS ANGELES	CA		08/22/2023	10.250		404,824	5,200,000
A921954	SAN FRANCISCO	CA		09/07/2023	9.250		103,000	3,500,000
A922009	NEWPORT BEACH	CA		08/18/2023	10.000		510,778	6,430,000
A922022	HIDDEN HILLS	CA		08/29/2023	10.250		2,257,550	16,500,001

E02

STATEMENT AS OF SEPTEMBER 30, 2024 OF THE EAGLE LIFE INSURANCE COMPANY

SCHEDULE B - PART 2

Showing All Mortgage Loans ACQUIRED AND ADDITIONS MADE During the Current Quarter

1 Loan Number	2 Location		4 Loan Type	5 Date Acquired	6 Rate of Interest	7 Actual Cost at Time of Acquisition	8 Additional Investment Made After Acquisition	9 Value of Land and Buildings
	City	3 State						
A922036	COSTA MESA	CA		08/28/2023	9.750		69,700	2,250,000
A922100	FULLERTON	CA		08/24/2023	10.750		95,000	1,200,000
A922139	LOS ANGELES	CA		09/12/2023	10.250		132,619	5,000,000
A922152	REDONDO BEACH	CA		09/28/2023	10.000		726,960	5,555,000
A980304	KIRKLAND	WA		05/23/2023	9.750		230,474	3,000,000
A751144	AUSTIN	TX		04/27/2023	10.000		7,303	1,565,000
A800169	LOUISVILLE	CO		04/27/2023	10.000		7,586	1,350,000
0399999. Mortgages in good standing - Residential mortgages-all other							13,719,614	245,356,401
NC00012	GAINESVILLE	FL		06/02/2023	9.118		1,489,794	9,257,379
NC00013	LAKE WORTH	FL		08/07/2023	9.868		1,626,969	10,691,865
NP00003	TEMPLE	TX		12/21/2022	8.604		181,639	13,637,500
0599999. Mortgages in good standing - Commercial mortgages-all other							3,298,402	33,586,744
0899999. Total Mortgages in good standing							17,143,016	282,276,478
1699999. Total - Restructured Mortgages								
A271454	RALEIGH	NC		12/30/2022	10.500		2,552	1,000,000
1999999. Mortgages with overdue interest over 90 days-Residential mortgages-all other							2,552	1,000,000
2499999. Total - Mortgages with overdue interest over 90 days							2,552	1,000,000
3299999. Total - Mortgages in the process of foreclosure								
3399999 - Totals							17,145,569	283,276,478

SCHEDULE B - PART 3

Showing All Mortgage Loans DISPOSED, Transferred or Repaid During the Current Quarter

1 Loan Number	2 Location		4 Loan Type	5 Date Acquired	6 Disposal Date	7 Book Value/Recorded Investment Excluding Accrued Interest Prior Year	8 Change in Book Value/Recorded Investment					14 Book Value/Recorded Investment Excluding Accrued Interest on Disposal	15 Consid-eration	16 Foreign Exchange Gain (Loss) on Disposal	17 Realized Gain (Loss) on Disposal	18 Total Gain (Loss) on Disposal
	City	3 State					8 Unrealized Valuation Increase/(Decrease)	9 Current Year's (Amortization) /Accretion	10 Current Year's Other-Than-Temporary Impairment Recognized	11 Capitalized Deferred Interest and Other	12 Total Change in Book Value (8+9-10+11)					
902423	PLEASANTON	CA		12/12/2019	07/30/2024	2,313,518						2,283,336		2,283,336		
A210445	HENRICO	VA		04/20/2023	06/18/2024	2,663,835						515,096		515,096		
A240032	HEDGESVILLE	IV		09/07/2023	07/09/2024	179,650						194,650		194,650		
A271450	RALEIGH	NC		12/20/2022	08/01/2024	708,436						713,881		713,881		
A271638	HIGH POINT	NC		05/23/2023	07/16/2024	158,662						172,500		172,500		
A321377	MIAMI BEACH	FL		02/06/2023	08/23/2024	2,188,278						3,048,044		3,048,044		
A321610	WINTER PARK	FL		03/17/2023	06/28/2024	172,250						172,250		172,250		
A321649	JACKSONVILLE	FL		05/17/2023	06/28/2024	70,000						70,000		70,000		
A321669	LARGO	FL		05/18/2023	06/24/2024	433,000						433,000		433,000		
A321671	CAPE CORAL	FL		05/30/2023	07/23/2024	298,350						298,350		298,350		
A321713	SAINT PETERSBURG	FL		09/08/2023	07/25/2024	226,500						238,500		238,500		
A321723	WEST PALM BEACH	FL		08/31/2023	07/01/2024	112,233						159,368		159,368		
A430658	SHAKER HEIGHTS	OH		12/02/2021	06/07/2024	122,546						122,546		122,546		
A500070	DES MOINES	IA		05/17/2023	07/22/2024	123,250						123,250		123,250		
A630617	LEES SUMMIT	MO		09/01/2023	07/03/2024	311,500						311,500		311,500		
A751110	AUSTIN	TX		03/17/2023	06/14/2024	450,500						450,500		450,500		
A751124	AUSTIN	TX		04/27/2023	08/29/2024	822,863						790,329		790,329		
A751139	DALLAS	TX		04/27/2023	07/02/2024	790,101						1,009,142		1,009,142		
A751144	AUSTIN	TX		04/27/2023	06/07/2024	794,224						1,063,887		1,063,887		
A751158	HOUSTON	TX		05/16/2023	07/12/2024	343,175						354,355		354,355		

STATEMENT AS OF SEPTEMBER 30, 2024 OF THE EAGLE LIFE INSURANCE COMPANY

SCHEDULE B - PART 3

Showing All Mortgage Loans DISPOSED, Transferred or Repaid During the Current Quarter

1 Loan Number	2 Location		4 Loan Type	5 Date Acquired	6 Disposal Date	7 Book Value/ Recorded Investment Excluding Accrued Interest Prior Year	8 Change in Book Value/Recorded Investment					14 Book Value/ Recorded Investment Excluding Accrued Interest on Disposal	15 Consid- eration	16 Foreign Exchange Gain (Loss) on Disposal	17 Realized Gain (Loss) on Disposal	18 Total Gain (Loss) on Disposal	
	2 City	3 State					8 Unrealized Valuation Increase/ (Decrease)	9 Current Year's (Amortization) /Accretion	10 Current Year's Other- Than- Temporary Impairment Recognized	11 Capitalized Deferred Interest and Other	12 Total Change in Book Value (8+9-10+11)						13 Total Foreign Exchange Change in Book Value
A800157	PEYTON	CO.		01/31/2023	07/18/2024	881,250						881,250	881,250				
A800169	LOUISVILLE	CO.		04/27/2023	06/28/2024	555,201						917,932	917,932				
A820007	GILLETTE	WY.		09/08/2023	06/03/2024	118,562						118,562	118,562				
A881287	LAS VEGAS	NV.		02/02/2023	08/20/2024	105,000						105,000	105,000				
A918925	LOS ANGELES	CA.		11/23/2021	07/16/2024	2,408,119						2,500,052	2,500,052				
A919827	REDWOOD CITY	CA.		05/25/2023	07/09/2024	1,502,967						2,066,869	2,066,869				
A920455	SAN JOSE	CA.		05/25/2023	08/02/2024	1,068,781						1,518,982	1,518,982				
A920784	ANZA	CA.		09/14/2022	08/20/2024	262,500						262,500	262,500				
A921183	PASADENA	CA.		01/17/2023	06/28/2024	4,293,000						5,005,000	5,005,000				
A921325	LOS ANGELES	CA.		01/31/2023	06/12/2024	2,160,000						2,160,000	2,160,000				
A921394	BEVERLY HILLS	CA.		03/27/2023	07/22/2024	7,728,453						8,050,500	8,050,500				
A921471	OAKLAND	CA.		03/30/2023	06/13/2024	457,100						650,300	650,300				
A921489	LOS ANGELES	CA.		03/20/2023	07/31/2024	1,849,464						1,994,464	1,994,464				
A921524	DANVILLE	CA.		04/10/2023	06/28/2024	1,742,500						1,742,500	1,742,500				
A921711	SACRAMENTO	CA.		05/24/2023	06/10/2024	450,000						600,000	600,000				
A921969	CAMPBELL	CA.		08/16/2023	08/19/2024	1,166,200						1,352,700	1,352,700				
A921989	LOS ANGELES	CA.		08/17/2023	06/28/2024	967,500						967,500	967,500				
A922036	COSTA MESA	CA.		08/28/2023	08/23/2024	1,392,700						1,687,500	1,687,500				
A922106	LANCASTER	CA.		09/05/2023	08/14/2024	551,250						551,250	551,250				
A922118	SACRAMENTO	CA.		09/05/2023	06/20/2024	346,500						346,500	346,500				
A922120	RUNNING SPRINGS	CA.		08/31/2023	07/25/2024	233,835						233,835	233,835				
P2009018595	CHALFONT	PA.		09/23/2020	03/01/2024	716,151		(12,257)			(12,257)	(452,292)	(452,292)		16,160	16,160	
P2009020030	MESA	AZ.		10/09/2020	08/15/2024	334,172		(67)			(67)	321,053	321,053		(8,753)	(8,753)	
P2009020148	CHAMPIONS GATE	FL.		10/26/2020	08/22/2024	205,124						198,641	198,641		(6,423)	(6,423)	
P2009022945	FLUSHING	NY.		11/05/2021	08/27/2024	757,596		(195)			(195)	722,119	722,119		(27,130)	(27,130)	
P2009022947	VILLA PARK	IL.		11/05/2021	06/01/2024	193,945						185,353	185,353		(6,995)	(6,995)	
P2009022970	SAG HARBOR	NY.		11/03/2021	07/09/2024	1,037,703						1,000,000	1,000,000		(37,703)	(37,703)	
P4220115975	LITCHFIELD PARK	AZ.		02/24/2022	06/01/2024	432,848						412,896	412,896		(15,199)	(15,199)	
P5221226574	TARPON SPRINGS	FL.		12/12/2022	06/01/2024	475,034						456,977	456,977		(15,846)	(15,846)	
P5230228586	WINTER HAVEN	FL.		02/07/2023	06/01/2024	279,729						279,824	279,824		1,212	1,212	
P5230228772	GLENDALE	CA.		02/15/2023	07/05/2024	155,632		(16)			(16)	148,222	148,222		(6,498)	(6,498)	
P5230229281	ROSEVILLE	MI.		11/18/2022	07/29/2024	149,785		(7)			(7)	145,684	145,684		(3,389)	(3,389)	
P5230229314	SUN CITY WEST	AZ.		02/21/2023	09/01/2024	247,037		(26)			(26)	236,499	236,499		(4,298)	(4,298)	
R2004958075	ATLANTA	GA.	R	07/07/2022	08/19/2024	390,993						390,993	390,993				
0199999. Mortgages closed by repayment						48,899,501		(12,568)				(12,568)	50,283,648	50,283,648		(114,862)	(114,862)
901882	EXTON	PA.		01/23/2014		54,755						2,335	2,335				
901887	FORT WAYNE	IN.		03/17/2014		154,893						6,545	6,545				
901916	CRANBURY	NJ.		09/09/2014		76,150						23,058	23,058				
901933	CRANBURY	NJ.		12/02/2014		365,802						13,445	13,445				
901942	READINGTON	NJ.		12/23/2014		360,316						13,378	13,378				
901943	LOPATCOONG TOWNSHIP/PH	NJ.		12/23/2014		377,824						11,079	11,079				
901959	TUCSON	AZ.		12/23/2014		85,473						3,100	3,100				
901969	MUKILTEO	WA.		01/30/2015		245,474						8,812	8,812				
902004	LAS VEGAS	NV.		05/14/2015		382,525						13,018	13,018				
902016	AUSTIN	TX.		06/19/2015		388,305						12,980	12,980				
902022	WARREN	MI.		06/17/2015		383,347						12,977	12,977				
902030	AUBURN	WA.		06/25/2015		144,646						4,835	4,835				
902042	SOUTH BEND	IN.		08/12/2015		159,227						21,990	21,990				
902066	SERLING HEIGHTS	MI.		01/14/2016		303,845						17,104	17,104				
902134	EAGAN	MN.		07/01/2016		293,904						8,297	8,297				
902136	NEWINGTON	VA.		11/01/2016		1,646,308						14,850	14,850				

E02.2

STATEMENT AS OF SEPTEMBER 30, 2024 OF THE EAGLE LIFE INSURANCE COMPANY

SCHEDULE B - PART 3

Showing All Mortgage Loans DISPOSED, Transferred or Repaid During the Current Quarter

1 Loan Number	2 Location		4 Loan Type	5 Date Acquired	6 Disposal Date	7 Book Value/ Recorded Investment Excluding Accrued Interest Prior Year	8 Change in Book Value/Recorded Investment					14 Book Value/ Recorded Investment Excluding Accrued Interest on Disposal	15 Consid- eration	16 Foreign Exchange Gain (Loss) on Disposal	17 Realized Gain (Loss) on Disposal	18 Total Gain (Loss) on Disposal
	2 City	3 State					8 Unrealized Valuation Increase/ (Decrease)	9 Current Year's (Amortization) /Accretion	10 Current Year's Other- Than- Temporary Impairment Recognized	11 Capitalized Deferred Interest and Other	12 Total Change in Book Value (8+9-10+11)					
902141	MENTOR	OH		08/22/2016		1,623,461						15,329	15,329			
902142	ARLINGTON	VA		09/01/2016		1,612,333						15,632	15,632			
902143	LAS VEGAS	NV		09/01/2016		1,627,867						15,207	15,207			
902147	BLACKLIICK (COLUMBUS)	OH		10/03/2016		1,631,250						15,282	15,282			
902148	HARRISBURG	PA		09/30/2016		1,711,565						11,644	11,644			
902149	YORBA LINDA	CA		10/31/2016		1,622,504						15,528	15,528			
902150	JACKSONVILLE	FL		10/25/2016		1,332,831						27,621	27,621			
902151	CHESAPEAKE	VA		11/07/2016		1,627,708						15,475	15,475			
902152	BROWNSVILLE	TX		10/19/2016		1,327,076						27,957	27,957			
902154	CHARLOTTE	NC		10/05/2016		1,622,582						15,742	15,742			
902174	CYPRESS	CA		01/31/2017		1,749,850						10,720	10,720			
902354	KENNESAW	GA		01/30/2019		1,246,991						9,027	9,027			
902358	CEDAR PARK	TX		02/28/2019		1,250,512						8,982	8,982			
902372	KNOXVILLE	TN		05/24/2019		1,524,180						11,021	11,021			
902376	OCEANSIDE	CA		07/01/2019		1,610,944						7,153	7,153			
902381	CHICAGO	IL		08/14/2019		1,578,990						7,914	7,914			
902382	HOUSTON	TX		07/25/2019		1,557,834						9,149	9,149			
902385	TUKWILA	WA		07/24/2019		896,656						6,653	6,653			
902387	PEACHTREE CORNERS	GA		08/29/2019		1,531,346						11,081	11,081			
902389	BENSALEM	PA		09/04/2019		1,525,904						11,545	11,545			
902391	BENSALEM	PA		09/18/2019		1,528,226						11,418	11,418			
902393	ALBUQUERQUE	NM		09/27/2019		3,151,615						17,058	17,058			
902394	CREVE COEUR	MO		09/05/2019		1,524,736						11,609	11,609			
902395	MIDDLETON	WI		10/01/2019		2,767,449						15,297	15,297			
902398	COVINGTON	WA		09/12/2019		3,048,965						16,551	16,551			
902399	ARDEN HILLS	MIN		09/26/2019		2,753,977						16,299	16,299			
902400	STERLING HEIGHTS	MI		10/08/2019		2,818,574						15,555	15,555			
902401	SACRAMENTO	CA		10/15/2019		3,040,426						17,304	17,304			
902403	WALDORF	MD		09/25/2019		2,683,223						20,895	20,895			
902409	SAN DIEGO	CA		11/14/2019		2,840,120						14,276	14,276			
902411	CHARLESTON	SC		11/05/2019		1,132,926						5,824	5,824			
902412	SAN ANTONIO	TX		11/14/2019		2,373,456						43,335	43,335			
902413	DOWNINGTON	PA		09/30/2019		2,669,653						21,627	21,627			
902414	COLORADO SPRINGS	CO		02/20/2020		1,816,078						13,425	13,425			
902415	LANSDALE	PA		09/30/2019		889,884						7,209	7,209			
902416	DENVER	CO		10/31/2019		2,762,034						10,640	10,640			
902417	INDIO	CA		11/21/2019		2,753,439						16,622	16,622			
902419	HOMEWOOD	AL		11/07/2019		2,740,294						17,914	17,914			
902420	LEAGUE CITY	TX		12/06/2019		1,803,654						13,898	13,898			
902422	ONTARIO	CA		12/12/2019		1,105,457						6,605	6,605			
902423	PLEASANTON	CA		12/12/2019		2,313,518						4,453	4,453			
902425	COLUMBUS	OH		12/10/2019		1,293,790						7,350	7,350			
902426	SPOKANE	WA		12/11/2019		1,385,243						7,933	7,933			
902427	EDEN PRAIRIE	MIN		11/27/2019		2,942,426						14,970	14,970			
902429	STILLWATER	NY		12/24/2019		2,789,257						14,714	14,714			
902430	CHICAGO	IL		12/19/2019		1,347,343						10,601	10,601			
902431	LAKEWOOD	NJ		12/19/2019		2,779,996						15,286	15,286			
902432	LAS VEGAS	NV		12/18/2019		899,563						6,990	6,990			
902436	ASHBURN	VA		12/30/2019		1,855,820						10,037	10,037			
902437	CHULA VISTA	CA		01/09/2020		929,490						5,002	5,002			
902440	ANN ARBOR	MI		01/21/2020		2,953,030						14,300	14,300			

STATEMENT AS OF SEPTEMBER 30, 2024 OF THE EAGLE LIFE INSURANCE COMPANY

SCHEDULE B - PART 3

Showing All Mortgage Loans DISPOSED, Transferred or Repaid During the Current Quarter

1 Loan Number	2 Location		4 Loan Type	5 Date Acquired	6 Disposal Date	7 Book Value/ Recorded Investment Excluding Accrued Interest Prior Year	8 Change in Book Value/Recorded Investment					14 Book Value/ Recorded Investment Excluding Accrued Interest on Disposal	15 Consid- eration	16 Foreign Exchange Gain (Loss) on Disposal	17 Realized Gain (Loss) on Disposal	18 Total Gain (Loss) on Disposal
	2 City	3 State					8 Unrealized Valuation Increase/ (Decrease)	9 Current Year's (Amortization) /Accretion	10 Current Year's Other- Than- Temporary Impairment Recognized	11 Capitalized Deferred Interest and Other	12 Total Change in Book Value (8+9-10+11)					
902442	SAN JUAN CAPISTRANO	CA		12/23/2019		2,770,485						15,867	15,867			
902443	HUNTINGTON BEACH	CA		12/23/2019		2,770,485						15,867	15,867			
902452	TAMPA	FL		01/29/2020		2,772,352						15,703	15,703			
902453	LUTHERVILLE-TIMONIUM	MD		01/31/2020		2,398,844						14,121	14,121			
902456	LAKEWOOD	CO		02/05/2020		1,861,679						10,029	10,029			
902457	AURORA	CO		02/14/2020		2,582,897						19,439	19,439			
902458	SACRAMENTO	CA		01/27/2020		2,319,149						12,794	12,794			
902461	AUBURN	WA		02/04/2020		1,625,327						12,642	12,642			
902462	KING OF PRUSSIA	PA		03/12/2020		1,289,592						23,100	23,100			
902463	ROWLETT	TX		02/13/2020		1,225,008						9,114	9,114			
902465	WEST DES MOINES	IA		02/26/2020		1,857,514						10,292	10,292			
902469	DARIEN	CT		03/19/2020		907,455						6,861	6,861			
902472	GRIMES	IA		04/09/2020		2,756,620						21,048	21,048			
902473	ROCKLIN	CA		04/09/2020		2,802,016						14,968	14,968			
902476	LAKE OSWEGO	OR		02/27/2020		1,801,818						14,444	14,444			
902477	AUBURN	WA		02/26/2020		1,396,409						11,194	11,194			
902479	CENTENNIAL	CO		04/01/2020		1,815,407						13,691	13,691			
902482	ST PETERSBURG	FL		05/12/2020		2,792,670						16,119	16,119			
902485	STERLING HEIGHTS	MI		04/30/2020		2,625,188						28,561	28,561			
902525	CHARLOTTE	NC		12/17/2020		1,914,640						11,738	11,738			
A170858	BERKELEY TOWNSHIP	NJ		03/31/2023		2,215,385						816,000	816,000			
A210445	HENRICO	VA		04/20/2023		2,663,835						128,924	128,924			
A750970	HOUSTON	TX		01/28/2022		203,310						12,965	12,965			
A751119	AUSTIN	TX		04/27/2023		689,146						323,312	323,312			
A751122	AUSTIN	TX		04/27/2023		1,084,446						391,715	391,715			
A751124	AUSTIN	TX		04/27/2023		822,863						349,850	349,850			
A751126	DALLAS	TX		04/27/2023		287,358						304,009	304,009			
A751143	AUSTIN	TX		04/27/2023		618,435						275,981	275,981			
A751146	BELLAIRE	TX		04/27/2023		320,674						344,286	344,286			
A751149	HOUSTON	TX		04/27/2023		918,675						395,504	395,504			
A751150	BELLAIRE	TX		04/27/2023		148,907						327,627	327,627			
A751158	HOUSTON	TX		05/16/2023		343,175						607,644	607,644			
A800168	SUPERIOR	CO		04/27/2023		526,590						252,977	252,977			
A800173	SUPERIOR	CO		04/27/2023		328,625						245,056	245,056			
A800175	LOUISVILLE	CO		04/27/2023		41,878						289,423	289,423			
A800177	SUPERIOR	CO		04/27/2023		225,386						252,977	252,977			
A800178	LOUISVILLE	CO		04/27/2023		352,355						289,423	289,423			
A880760	LAS VEGAS	NV		09/05/2023		589,962						1,575,851	1,575,851			
AG1026	HARTLEY	TX		09/14/2020		1,512,092						35,789	35,789			
AG1029	JACKSONVILLE	IL		09/03/2020		452,390						4,160	4,160			
AG1033	CARROLL	NE		12/01/2020		2,791,528						38,418	38,418			
AG1034	WAPATO	WA		12/17/2020		2,750,318						54,399	54,399			
AG1035	WAPATO	WA		12/17/2020		2,558,810						41,369	41,369			
AG1036	BUHL	ID		02/03/2021		1,253,084						11,901	11,901			
AG1037	SACO	MT		12/23/2020		2,873,923						27,549	27,549			
AG1038	SACO	MT		12/23/2020		1,079,278						10,346	10,346			
AG1039	SACO	MT		12/23/2020		956,298						9,167	9,167			
AG1040	SACO	MT		12/23/2020		251,947						2,415	2,415			
AG1101	PERSHING	NV		10/31/2022		5,011,401						34,597	34,597			
AG1117	PARADISE VALLEY	NV		02/21/2023		1,989,548						11,179	11,179			
P2002017883	LYNN	MA		03/04/2020		344,230		(46)			(46)	1,544	1,544			

E02.4

STATEMENT AS OF SEPTEMBER 30, 2024 OF THE EAGLE LIFE INSURANCE COMPANY

SCHEDULE B - PART 3

Showing All Mortgage Loans DISPOSED, Transferred or Repaid During the Current Quarter

1 Loan Number	2 Location		4 Loan Type	5 Date Acquired	6 Disposal Date	7 Book Value/ Recorded Investment Excluding Accrued Interest Prior Year	8 Change in Book Value/Recorded Investment					14 Book Value/ Recorded Investment Excluding Accrued Interest on Disposal	15 Consid- eration	16 Foreign Exchange Gain (Loss) on Disposal	17 Realized Gain (Loss) on Disposal	18 Total Gain (Loss) on Disposal
	2 City	3 State					8 Unrealized Valuation Increase/ (Decrease)	9 Current Year's (Amortization) /Accretion	10 Current Year's Other- Than- Temporary Impairment Recognized	11 Capitalized Deferred Interest and Other	12 Total Change in Book Value (8+9-10+11)					
P2007018556	FRIENDSWOOD	TX		07/30/2020		854,852		(242)			(242)		12,489	12,489		
P2007018564	JUPITER	FL		08/10/2020		543,721		(122)			(122)		2,251	2,251		
P2007018565	KINGWOOD	TX		08/19/2020		175,892		(38)			(38)		687	687		
P2008018575	TOMBALL	TX		08/25/2020		352,114		(74)			(74)		1,874	1,874		
P2008018580	COVENTRY	CT		09/16/2020		236,421		(47)			(47)		793	793		
P2008018581	MATTHEWS	NC		09/11/2020		466,314		(70)			(70)		1,895	1,895		
P2008018582	JACKSON	NJ		09/29/2020		213,998		(57)			(57)		779	779		
P2008802568	WINNETKA	CA		08/01/2020		668,942		(98)			(98)		2,683	2,683		
P2008802569	LOS ANGELES	CA		08/13/2020		1,099,461		(67)			(67)					
P2008802570	OAKLAND	CA		08/01/2020		453,420		(54)			(54)					
P2008802571	SAN FRANCISCO	CA		08/01/2020		511,958		(42)			(42)					
P2008802579	LOS ANGELES	CA		09/15/2020		1,281,959		(38)			(38)					
P2009018600	CHARLOTTE	NC		09/21/2020		504,275		(99)			(99)					
P2009020007	LAGUNA HILLS	CA		09/22/2020		2,078,250		(88)			(88)		1,320	1,320		
P2009020008	OAKLAND	CA		10/03/2020		761,946							540	540		
P2009020011	SEBRING	FL		10/01/2020		165,870		(46)			(46)		613	613		
P2009020013	CRESTLINE	CA		09/30/2020		223,544		(67)			(67)		926	926		
P2009020014	ROCHESTER HILLS	MI		10/02/2020		1,180,640		(337)			(337)		4,521	4,521		
P2009020019	DENISON	TX		10/02/2020		1,479,484		(420)			(420)		7,432	7,432		
P2009020023	BRYANT	AR		10/06/2020		220,995		(66)			(66)		898	898		
P2009020029	GLENDORA	CA		09/28/2020		1,004,238		(22)			(22)					
P2009020030	MESA	AZ		10/09/2020		334,172							1,385	1,385		
P2009020032	EDGEWATER	NJ		10/29/2020		1,104,526		(308)			(308)		4,626	4,626		
P2009020036	LOS ALAMITOS	CA		10/07/2020		809,041		(112)			(112)		1,923	1,923		
P2009020043	PASADENA	CA		10/21/2020		654,944		(104)			(104)					
P2009020046	KISSIMEE	FL		10/23/2020		438,939		(117)			(117)		3,413	3,413		
P2009020047	EATON RAPIDS	MI		10/15/2020		189,197		(43)			(43)		670	670		
P2009020050	CROSSLAKE	MINN.		10/30/2020		688,810		(254)			(254)		18,333	18,333		
P2009020051	VISTA	CA		10/27/2020		574,534		(120)			(120)		2,306	2,306		
P2009020052	PORT ORANGE	FL		10/30/2020		510,337		(160)			(160)		4,203	4,203		
P2009020146	PEORIA	AZ		10/27/2020		218,744		(75)			(75)		790	790		
P2009020149	THE WOODLANDS	TX		10/30/2020		731,037							1,684	1,684		
P2009020151	HAPEVILLE	GA		11/06/2020		317,769		(78)			(78)		1,289	1,289		
P2009020181	LOS ANGELES	CA		11/12/2020		895,411							3,327	3,327		
P2009022924	TAMPA	FL		11/09/2021		166,037		(69)			(69)		1,305	1,305		
P2009022925	HOLBROOK	NY		11/01/2021		317,353		(127)			(127)		1,266	1,266		
P2009022926	SKILLMAN	NJ		11/03/2021		994,293		(392)			(392)		3,886	3,886		
P2009022927	ARLINGTON	TX		11/01/2021		282,498		(119)			(119)		1,225	1,225		
P2009022928	ELMONT	NY		11/04/2021		300,716		(131)			(131)		1,842	1,842		
P2009022929	CLAY	NY		11/02/2021		261,486		(104)			(104)		1,037	1,037		
P2009022930	COVINGTON	GA		11/01/2021		153,922		(69)			(69)		840	840		
P2009022932	CEDARHURST	NY		11/03/2021		1,009,689		(422)			(422)		4,350	4,350		
P2009022934	MONTEBELLO	CA		11/01/2021		201,493		(82)			(82)		833	833		
P2009022935	LONG BEACH	CA		11/12/2021		775,014		(312)			(312)		3,139	3,139		
P2009022936	ROSEMead	CA		11/22/2021		592,379		(235)			(235)		2,350	2,350		
P2009022937	ALBANY	NY		11/03/2021		193,928		(79)			(79)		802	802		
P2009022939	HOLLIS	NY		11/01/2021		430,347		(162)			(162)		1,570	1,570		
P2009022940	VALLEY STREAM	NY		11/05/2021		464,360		(182)			(182)		1,804	1,804		
P2009022942	STATEN ISLAND	NY		11/05/2021		553,195		(217)			(217)		2,150	2,150		
P2009022943	KEY WEST	FL		11/01/2021		557,968		(213)			(213)					
P2009022944	CLEBURNE	TX		11/04/2021		220,946							655	655		

STATEMENT AS OF SEPTEMBER 30, 2024 OF THE EAGLE LIFE INSURANCE COMPANY

SCHEDULE B - PART 3

Showing All Mortgage Loans DISPOSED, Transferred or Repaid During the Current Quarter

1 Loan Number	2 Location		4 Loan Type	5 Date Acquired	6 Disposal Date	7 Book Value/ Recorded Investment Excluding Accrued Interest Prior Year	8 Change in Book Value/Recorded Investment					14 Book Value/ Recorded Investment Excluding Accrued Interest on Disposal	15 Consid- eration	16 Foreign Exchange Gain (Loss) on Disposal	17 Realized Gain (Loss) on Disposal	18 Total Gain (Loss) on Disposal
	2 City	3 State					8 Unrealized Valuation Increase/ (Decrease)	9 Current Year's (Amortization) /Accretion	10 Current Year's Other- Than- Temporary Impairment Recognized	11 Capitalized Deferred Interest and Other	12 Total Change in Book Value (8+9-10+11)					
P2009022945	FLUSHING	NY		11/05/2021		757,596						1,918		1,918		
P2009022946	BERWYN	IL		11/03/2021		199,822		(107)			(107)	4,100		4,100		
P2009022948	NUTLEY	NJ		11/05/2021		369,199		(158)			(158)	1,656		1,656		
P2009022949	PHILADELPHIA	PA		11/05/2021		141,086		(62)			(62)	714		714		
P2009022950	CHARLOTTE	NC		11/04/2021		432,057		(169)			(169)	1,679		1,679		
P2009022951	STOCKTON	CA		11/08/2021		294,617		(115)			(115)	379		379		
P2009022952	TACOMA	WA		11/09/2021		251,786		(111)			(111)	1,464		1,464		
P2009022953	HOLLYWOOD	FL		11/09/2021		476,667		(189)			(189)	1,891		1,891		
P2009022955	CEDAR KNOLLS	NJ		11/09/2021		321,395		(133)			(133)	1,314		1,314		
P2009022956	VERONA	NJ		11/09/2021		285,035		(268)			(268)	11,385		11,385		
P2009022957	BOVERTOWN	PA		11/09/2021		105,995		(42)			(42)	412		412		
P2009022958	JACKSONVILLE	FL		11/10/2021		211,422		(87)			(87)	892		892		
P2009022961	NEW HYDE PARK	NY		11/10/2021		736,398		(301)			(301)	3,050		3,050		
P2009022963	QUEENS VILLAGE	NY		11/10/2021		529,594		(222)			(222)	2,281		2,281		
P2009022964	GARDEN CITY	NY		11/10/2021		953,056		(363)			(363)	3,514		3,514		
P2009022965	GERMANTOWN	MD		11/10/2021		338,426		(135)			(135)	1,352		1,352		
P2009022969	CAMARILLO	CA		11/12/2021		559,132		(161)			(161)					
P2009022971	FISHERS	IN		11/12/2021		297,183		(136)			(136)	3,343		3,343		
P2009022973	STATEN ISLAND	NY		11/12/2021		389,582		(265)			(265)	6,509		6,509		
P2009022974	PISCATAWAY	NJ		11/12/2021		419,943		(165)			(165)	1,632		1,632		
P2009022975	MIAMI GARDENS	FL		11/12/2021		237,492		(93)			(93)	920		920		
P2009022976	BETHESDA	MD		11/12/2021		959,005		(376)			(376)	3,727		3,727		
P2009022977	BRONX	NY		11/15/2021		418,099		(170)			(170)	1,729		1,729		
P2009022978	HONOLULU	HI		11/15/2021		762,324		(348)			(348)	4,894		4,894		
P2009022979	LOWER LAKE	CA		11/15/2021		732,594		(298)			(298)	5,588		5,588		
P2009022980	BURLINGTON	MA		11/15/2021		1,102,650		(461)			(461)	4,750		4,750		
P2009022981	WOODSTOCK	NY		11/15/2021		518,196		(200)			(200)	1,972		1,972		
P2009022982	YONKERS	NY		11/15/2021		578,727		(270)			(270)	1,765		1,765		
P2009022983	ANAHEIM	CA		11/15/2021		433,748		(188)			(188)	2,016		2,016		
P2009022985	STOUGHTON	MA		11/15/2021		484,233		(192)			(192)	1,921		1,921		
P2009022986	KISSIMMEE	FL		11/16/2021		352,852		(142)			(142)	1,429		1,429		
P2009022987	EASTON	PA		11/16/2021		165,380		(70)			(70)	727		727		
P2009022988	EASTON	PA		11/16/2021		167,593		(73)			(73)	758		758		
P2009022989	TAMPA	FL		11/16/2021		466,309		(135)			(135)					
P2009022990	MIRAMAR	FL		11/16/2021		597,221		(237)			(237)	2,369		2,369		
P2009022991	MIAMI	FL		11/16/2021		237,430		(93)			(93)	923		923		
P2009022992	MIDDLETOWN	NY		11/16/2021		395,218		(155)			(155)	1,536		1,536		
P2009022993	MAYS LANDING	NJ		11/16/2021		180,414		(75)			(75)	761		761		
P2009022995	QUEENSBURY	NY		11/17/2021		206,538		(347)			(347)	9,824		9,824		
P2009022996	DEMAREST	NJ		11/17/2021		2,178,846		(843)			(843)	8,291		8,291		
P2009022997	WAYNE	NJ		11/17/2021		253,955		(97)			(97)	946		946		
P2009022998	YONKERS	NY		11/17/2021		479,049		(369)			(369)	3,470		3,470		
P2009022999	WHEATLEY HEIGHTS	NY		11/17/2021		412,638		(170)			(170)	1,723		1,723		
P2009023000	LAKE GROVE	NY		11/18/2021		612,118		(253)			(253)	1,719		1,719		
P2009023001	CATHEDRAL CITY	CA		11/18/2021		317,778		(126)			(126)	1,261		1,261		
P2009023002	JAMAICA	NY		11/18/2021		599,936		(248)			(248)	2,535		2,535		
P2009023003	LEXINGTON	MA		11/18/2021		1,873,846		(735)			(735)	7,281		7,281		
P2009023004	PFAPFTOWN	NC		11/18/2021		259,747		(107)			(107)	1,096		1,096		
P2009023005	HOUSTON	TX		11/18/2021		169,701		(66)			(66)	863		863		
P2009023006	KISSIMMEE	FL		11/19/2021		323,178		(127)			(127)	2,151		2,151		
P2009023007	GRASS VALLEY	CA		11/19/2021		161,304		(65)			(65)	653		653		

STATEMENT AS OF SEPTEMBER 30, 2024 OF THE EAGLE LIFE INSURANCE COMPANY

SCHEDULE B - PART 3

Showing All Mortgage Loans DISPOSED, Transferred or Repaid During the Current Quarter

1 Loan Number	2 Location		4 Loan Type	5 Date Acquired	6 Disposal Date	7 Book Value/ Recorded Investment Excluding Accrued Interest Prior Year	8 Change in Book Value/Recorded Investment					14 Book Value/ Recorded Investment Excluding Accrued Interest on Disposal	15 Consid- eration	16 Foreign Exchange Gain (Loss) on Disposal	17 Realized Gain (Loss) on Disposal	18 Total Gain (Loss) on Disposal
	2 City	3 State					8 Unrealized Valuation Increase/ (Decrease)	9 Current Year's (Amortization) /Accretion	10 Current Year's Other- Than- Temporary Impairment Recognized	11 Capitalized Deferred Interest and Other	12 Total Change in Book Value (8+9-10+11)					
P2009023008	LYNNFIELD	MA		11/19/2021		404,872	(163)				(163)	1,640	1,640			
P2009023009	FUQUAY VARINA	NC		11/19/2021		271,372	(108)				(108)	1,077	1,077			
P2009023010	NEW YORK	NY		11/19/2021		876,791	(344)				(344)	6,377	6,377			
P2009023011	PROVIDENCE	RI		11/19/2021		232,976	(92)				(92)	893	893			
P2009023012	NUTLEY	NJ		11/19/2021		470,840	(197)				(197)	2,028	2,028			
P2009023014	NAZARETH	PA		11/22/2021		140,400	(153)				(153)	2,006	2,006			
P2009023015	JAMAICA	NY		11/22/2021		99,634	(2,365)				(2,365)	2,871	2,871			
P2009023016	HICKSVILLE	NY		11/02/2021		825,553	(341)				(341)	1,157	1,157			
P2009023017	PUNTA GORDA	FL		11/23/2021		232,402	(97)				(97)	1,001	1,001			
P2009023018	MCHENRY	MD		11/24/2021		133,993	(55)				(55)	554	554			
P2009023019	BROOKLYN	NY		11/24/2021		1,116,128	(439)				(439)	4,348	4,348			
P2009023020	SEATTLE	WA		11/24/2021		377,757	(119)				(119)					
P2009023023	RIVIERA BEACH	FL		11/29/2021		127,156	(50)				(50)	495	495			
P2009023024	WINTER GARDEN	FL		11/29/2021		444,464	(492)				(492)	6,502	6,502			
P2009023025	VILAS	NC		11/30/2021		551,176	(216)				(216)	2,142	2,142			
P2009023026	CENTER MORICHES	NY		11/30/2021		1,507,182	(607)				(607)	6,105	6,105			
P2009023353	PLAINFIELD	NJ		02/14/2022		333,486	(185)				(185)	1,253	1,253			
P2009023357	ZEBULON	NC		02/16/2022		197,039	(97)				(97)	462	462			
P2009023373	SUGAR GROVE	IL		02/11/2022		185,064	(80)				(80)	492	492			
P2009023407	WOODBIDGE	VA		02/03/2022		368,108	(194)				(194)	1,145	1,145			
P2009023422	DELANO	CA		02/08/2022		425,242	(124)				(124)	1,347	1,347			
P2009023442	EAST HADDAM	CT		02/16/2022		249,182	(121)				(121)	688	688			
P2009023445	SOUTHINGTON	CT		02/16/2022		284,621	(424)				(424)	21,178	21,178			
P2009023448	LAS VEGAS	NV		02/17/2022		217,153	(132)				(132)	712	712			
P2009023449	ODESSA	TX		02/03/2022		164,922						1,677	1,677			
P2009023456	SAN MARCOS	CA		02/04/2022		483,926	(89)				(89)	4,129	4,129			
P2009023462	GILLETTE	NJ		02/09/2022		308,748	(93)				(93)	1,215	1,215			
P2009023471	BRANDYWINE	MD		02/14/2022		238,524	(120)				(120)	614	614			
P2009023478	DANBURY	CT		02/09/2022		284,108	(130)				(130)	1,346	1,346			
P2009023486	CHARLOTTE	NC		02/15/2022		366,832	(201)				(201)	1,577	1,577			
P2009023488	LADSON	SC		02/14/2022		222,757	(155)				(155)	2,485	2,485			
P2009023491	NORWALK	CA		02/04/2022		551,500	(121)				(121)	2,782	2,782			
P2009023510	TOMBALL	TX		02/11/2022		266,016	(107)				(107)	768	768			
P2009023524	WILTON	CA		02/09/2022		537,351	(157)				(157)	2,163	2,163			
P2009023532	MIAMI	FL		02/14/2022		334,856	(96)				(96)	1,109	1,109			
P2009023543	WEST HAVEN	CT		02/15/2022		237,659	(132)				(132)	583	583			
P2009023569	WENDELL	NC		04/22/2022		323,558	(143)				(143)	797	797			
P2009023606	ORLANDO	FL		04/14/2022		222,925	(106)				(106)	667	667			
P2009023646	WALDORF	MD		04/11/2022		312,018	(138)				(138)	969	969			
P2009023859	SEASIDE HEIGHTS	NJ		04/06/2022		301,755	(144)				(144)	1,551	1,551			
P2009023863	HUNTINGTON BEACH	CA		03/23/2022		1,053,090	(290)				(290)	4,140	4,140			
P2009023897	SACRAMENTO	CA		04/08/2022		586,791	(266)				(266)	1,692	1,692			
P2009024024	SALINAS	CA		04/13/2022		595,968	(192)				(192)	1,626	1,626			
P2009024035	CHICAGO	IL		04/21/2022		231,643	(81)				(81)	613	613			
P2009024039	WALDORF	MD		04/13/2022		338,264	(94)				(94)	706	706			
P2009024048	BALTIMORE	MD		04/11/2022		200,927	(62)				(62)	584	584			
P2009024069	SUMMERYVILLE	SC		04/22/2022		257,969	(114)				(114)	599	599			
P2009024116	NEWARK	NJ		04/19/2022		427,991	(180)				(180)	1,122	1,122			
P2009024252	MODESTO	CA		04/18/2022		486,644	(195)				(195)	1,720	1,720			
P2009024255	FAIRFIELD	CA		04/14/2022		747,316	(289)				(289)	2,014	2,014			
P2009025084	WAKE FOREST	NC		10/17/2022		475,455	(106)				(106)	1,009	1,009			

STATEMENT AS OF SEPTEMBER 30, 2024 OF THE EAGLE LIFE INSURANCE COMPANY

SCHEDULE B - PART 3

Showing All Mortgage Loans DISPOSED, Transferred or Repaid During the Current Quarter

1 Loan Number	2 Location		4 Loan Type	5 Date Acquired	6 Disposal Date	7 Book Value/ Recorded Investment Excluding Accrued Interest Prior Year	8 Change in Book Value/Recorded Investment					14 Book Value/ Recorded Investment Excluding Accrued Interest on Disposal	15 Consid- eration	16 Foreign Exchange Gain (Loss) on Disposal	17 Realized Gain (Loss) on Disposal	18 Total Gain (Loss) on Disposal
	2 City	3 State					8 Unrealized Valuation Increase/ (Decrease)	9 Current Year's (Amortization) /Accretion	10 Current Year's Other- Than- Temporary Impairment Recognized	11 Capitalized Deferred Interest and Other	12 Total Change in Book Value (8+9-10+11)					
P2009025166	INGLEWOOD	CA		10/27/2022		226,484		(41)			(41)		326			
P2009025231	HAMILTON	NJ		12/09/2022		163,002		(36)			(36)		253			
P2009025245	FREDERICKSBURG	VA		11/15/2022		386,346		(12)			(12)		614			
P2009025335	SANTA BARBARA	CA		12/16/2022		905,077		(244)			(244)		2,379			
P2009025354	BOCA RATON	FL		01/13/2023		544,882		(127)			(127)		926			
P2009025395	BAXLEY	GA		01/26/2023		120,418		(23)			(23)		235			
P2009025409	HOWELL	NJ		01/31/2023		290,740		(84)			(84)		584			
P2009025418	WOODBIDGE	VA		02/03/2023		259,521		(75)			(75)		350			
P2009025423	BLUE RIDGE	GA		01/30/2023		251,779		(79)			(79)		4,483			
P2009025427	ANNDALE	VA		01/27/2023		321,789		(107)			(107)		760			
P2009025431	MATTHEWS	NC		01/31/2023		327,257		(89)			(89)		3,007			
P2009025436	PENNSAUKEN	NJ		01/27/2023		209,508		(61)			(61)		856			
P2009025438	WALDORF	MD		02/10/2023		203,812		(53)			(53)		351			
P2009025442	WEST HAVEN	CT		01/30/2023		175,564							350			
P2009025444	BETHESDA	MD		01/31/2023		179,305		(31)			(31)		395			
P2009025449	HARLEYSVILLE	PA		02/02/2023		462,937		(151)			(151)		2,169			
P2010802584	COVENTRY	CT		10/09/2020		331,204		(80)			(80)		1,399			
P2010802586	MILFORD	PA		10/20/2020		101,552		(436)			(436)		4,043			
P2010802588	BALTIMORE	MD		10/27/2020		88,951		(44)			(44)		1,227			
P2010880039	WEST HILLS	CA		09/22/2020		398,262		(627)			(627)		14,368			
P2010880046	STUDIO CITY	CA		09/25/2020		322,148		(152)			(152)		1,120			
P2010880050	SAN BERNARDINO	CA		09/29/2020		395,371		(209)			(209)		1,539			
P2010880052	PLANT CITY	FL		09/25/2020		237,600		(145)			(145)		4,147			
P2010880053	KENNEWICK	WA		09/25/2020		201,292		(91)			(91)		644			
P2010880056	COLORADO SPRINGS	CO		09/28/2020		152,271		(80)			(80)		635			
P2010880058	SACRAMENTO	CA		10/01/2020		254,824		(141)			(141)		1,063			
P2010880061	DAWSONVILLE	GA		10/05/2020		323,993		(162)			(162)		1,902			
P2010880063	BROOKSVILLE	FL		09/23/2020		217,555		(120)			(120)		1,555			
P2010880068	HALLANDALE BEACH	FL		09/25/2020		180,976		(90)			(90)		683			
P2010880069	WHITE PLAINS	MD		09/23/2020		341,192		(147)			(147)		672			
P2010880071	SAN PABLO	CA		09/25/2020		345,087		(161)			(161)		1,174			
P2010880072	RICHMOND	CA		09/25/2020		372,290		(174)			(174)		1,268			
P2010880073	RICHMOND	CA		09/25/2020		528,559		(247)			(247)		1,800			
P2010880074	RICHMOND	CA		09/25/2020		484,694		(227)			(227)		1,652			
P4210914008	PAROWAN	UT		02/08/2022		270,543		(67)			(67)		1,265			
P4211215407	MAULDIN	SC		03/08/2022		112,162		(44)			(44)		1,066			
P4211215636	TAMARAC	FL		02/24/2022		86,578		(6)			(6)		269			
P4211215655	DETROIT	MI		02/23/2022		262,792		(83)			(83)		314			
P4220115771	WINTER HAVEN	FL		02/08/2022		277,946		(66)			(66)		1,248			
P4220115791	SANTA ROSA BEACH	FL		02/25/2022		864,585		(318)			(318)		1,959			
P4220115846	STERLING HEIGHTS	MI		02/24/2022		247,858		(59)			(59)		941			
P4220115875	LAUREL	MD		02/28/2022		128,394		(58)			(58)		428			
P4220115966	ARVADA	CO		03/01/2022		1,005,136		(206)			(206)		5,104			
P4220116028	INDIAN LAND	SC		03/07/2022		743,902		(195)			(195)		3,248			
P4220116067	ST. CLOUD	FL		02/23/2022		292,002		(10)			(10)		1,308			
P4220116072	BRADENTON	FL		02/25/2022		394,779		(275)			(275)		4,819			
P4220116112	LAKELAND	FL		02/25/2022		261,561		(107)			(107)		845			
P4220216215	MIAMI	FL		02/28/2022		235,390		(120)			(120)		2,192			
P4220216230	BRECKENRIDGE	CO		03/07/2022		494,963							1,450			
P4220216231	SAN ANTONIO	TX		02/28/2022		281,529		(39)			(39)		2,265			
P4220216265	ALBUQUERQUE	NM		03/03/2022		238,276		(95)			(95)		945			

STATEMENT AS OF SEPTEMBER 30, 2024 OF THE EAGLE LIFE INSURANCE COMPANY

SCHEDULE B - PART 3

Showing All Mortgage Loans DISPOSED, Transferred or Repaid During the Current Quarter

1 Loan Number	2 Location		4 Loan Type	5 Date Acquired	6 Disposal Date	7 Book Value/ Recorded Investment Excluding Accrued Interest Prior Year	8 Change in Book Value/Recorded Investment					14 Book Value/ Recorded Investment Excluding Accrued Interest on Disposal	15 Consid- eration	16 Foreign Exchange Gain (Loss) on Disposal	17 Realized Gain (Loss) on Disposal	18 Total Gain (Loss) on Disposal
	2 City	3 State					8 Unrealized Valuation Increase/ (Decrease)	9 Current Year's (Amortization) /Accretion	10 Current Year's Other- Than- Temporary Impairment Recognized	11 Capitalized Deferred Interest and Other	12 Total Change in Book Value (8+9-10+11)					
P4220216799	BAKER	FL		05/02/2022		357,105		(161)			(161)	1,332	1,332			
P4220317395	SPRING LAKE	NJ		05/10/2022		2,504,975		(580)			(580)	9,549	9,549			
P4220417855	COMMERCE CITY	CO		04/29/2022		469,603		(125)			(125)	1,472	1,472			
P4220417908	ROSEVILLE	CA		05/01/2022		646,621		(57)			(57)					
P4220417940	LEXINGTON	SC		05/16/2022		317,982		(73)			(73)	1,048	1,048			
P4220418069	BETHLEHEM	PA		04/29/2022		180,536		(82)			(82)	410	410			
P4220418136	COLORADO SPRINGS	CO		05/16/2022		693,882		(178)			(178)	2,212	2,212			
P4220923514	WEST PALM BEACH	FL		11/07/2022		141,049		(2)			(2)	213	213			
P4221025291	WELLINGTON	FL		12/12/2022		735,294		(89)			(89)	1,132	1,132			
P4221025318	CLARKSVILLE	TN		11/30/2022		187,858		(44)			(44)	480	480			
P4221125674	JACKSONVILLE	NC		12/08/2022		114,813		(27)			(27)	146	146			
P4221126368	FOREST	VA		12/15/2022		502,363		(115)			(115)	984	984			
P4221226454	AUSTIN	TX		02/28/2023		2,140,673						4,985	4,985			
P4221226739	ENGLEWOOD	FL		01/12/2023		318,854		(2)			(2)	563	563			
P4221226894	LEBANON	OR		02/21/2023		269,266		(28)			(28)	594	594			
P4221227030	FRESNO	CA		02/16/2023		167,453		(40)			(40)	337	337			
P4221227183	OAKLAND	CA		02/27/2023		806,861		(452)			(452)	10,245	10,245			
P4230127367	OCALA	FL		02/24/2023		172,288		(34)			(34)	243	243			
P4230127405	GULF SHORES	AL		01/30/2023		224,697		(62)			(62)	415	415			
P4230127463	SILVER SPRING	MD		02/03/2023		140,744						1,079	1,079			
P4230127644	DALLAS	TX		02/07/2023		135,035		(15)			(15)	393	393			
P4230127768	CLAREMONT	NC		02/16/2023		204,341		(29)			(29)	441	441			
P4230127807	ATHOL	ID		02/21/2023		833,697		(244)			(244)	1,714	1,714			
P4230128000	HOUSTON	TX		02/09/2023		305,654		(21)			(21)	2,622	2,622			
P4230128062	BOYNTON BEACH	FL		02/22/2023		141,046		(22)			(22)	787	787			
P4230128144	SEMINOLE	FL		02/28/2023		569,475		(161)			(161)	1,107	1,107			
P4230128180	STUART	FL		02/27/2023		273,126		(70)			(70)	590	590			
P4230128215	ROYAL PALM BEACH	FL		02/27/2023		1,066,669		(215)			(215)	2,153	2,153			
P4230128511	APPLE VALLEY	CA		02/17/2023		239,514		(99)			(99)	6,267	6,267			
P4230228575	SEATAC	WA		02/22/2023		480,982		(120)			(120)	1,657	1,657			
P4230228607	SAN ANTONIO	TX		03/01/2023		104,667		(18)			(18)	216	216			
P4230228702	CANDLER	NC		02/27/2023		207,968		(35)			(35)	455	455			
P4230228911	SCOTTSDALE	AZ		03/06/2023		566,699		(48)			(48)	1,023	1,023			
P4230229108	NASHVILLE	TN		02/28/2023		635,106		(30)			(30)					
P4230229220	SOUTHFIELD	MI		03/03/2023		223,268		(28)			(28)	440	440			
P4230229372	AURORA	CO		03/06/2023		438,884		(111)			(111)	1,133	1,133			
P5210813515	VASHON	WA		02/01/2022		699,222		(147)			(147)	3,353	3,353			
P5210914025	SCOTTSDALE	AZ		01/14/2022		432,315		(199)			(199)	1,541	1,541			
P5210914057	NEWTON	NC		01/19/2022		110,801		(158)			(158)	2,052	2,052			
P5211114883	PORT NECHES	TX		02/01/2022		463,985		(193)			(193)	1,667	1,667			
P5211115202	SURPRISE	AZ		02/21/2022		421,643		59			59	1,880	1,880			
P5211115209	RIVERVIEW	FL		02/23/2022		467,730		(227)			(227)	1,458	1,458			
P5220115939	SCOTTSDALE	AZ		02/22/2022		2,299,730		(1,061)			(1,061)	8,635	8,635			
P5220115994	MONTEVALLO	AL		04/25/2022		199,621		67			67	865	865			
P5220116092	MALVERN	AR		02/11/2022		360,663		(147)			(147)	1,078	1,078			
P5220116108	ROCKVILLE	IN		02/25/2022		308,549		(151)			(151)	1,069	1,069			
P5220116152	TAMPA	FL		02/28/2022		521,689		(221)			(221)	2,715	2,715			
P5220116192	BENTONVILLE	AR		02/14/2022		392,273		(152)			(152)	1,475	1,475			
P5220216212	MADISON	TN		02/25/2022		143,056		(68)			(68)	916	916			
P5220216245	SAN DIEGO	CA		02/25/2022		831,790		(390)			(390)	2,931	2,931			
P5220216422	ACWORTH	GA		02/22/2022		370,727		(261)			(261)	9,342	9,342			

STATEMENT AS OF SEPTEMBER 30, 2024 OF THE EAGLE LIFE INSURANCE COMPANY

SCHEDULE B - PART 3

Showing All Mortgage Loans DISPOSED, Transferred or Repaid During the Current Quarter

1 Loan Number	2 Location		4 Loan Type	5 Date Acquired	6 Disposal Date	7 Book Value/ Recorded Investment Excluding Accrued Interest Prior Year	8 Change in Book Value/Recorded Investment					14 Book Value/ Recorded Investment Excluding Accrued Interest on Disposal	15 Consid- eration	16 Foreign Exchange Gain (Loss) on Disposal	17 Realized Gain (Loss) on Disposal	18 Total Gain (Loss) on Disposal
	2 City	3 State					8 Unrealized Valuation Increase/ (Decrease)	9 Current Year's (Amortization) /Accretion	10 Current Year's Other- Than- Temporary Impairment Recognized	11 Capitalized Deferred Interest and Other	12 Total Change in Book Value (8+9-10+11)					
P5220216781	GROVE CITY	OH		04/25/2022		216,779					(64)		808	808		
P5220316858	WACO	TX		04/19/2022		143,549		(60)			(60)		343	343		
P5220317292	CORONA DEL MAR	CA		04/14/2022		1,057,597		(597)			(597)		3,440	3,440		
P5220317719	LAKE ELSINORE	CA		04/29/2022		377,788		(59)			(59)		4,305	4,305		
P5220418300	NEW CANEY	TX		05/04/2022		276,260		(98)			(98)		435	435		
P5220923137	NOLLENSVILLE	TN		12/14/2022		1,306,618		(82)			(82)		3,026	3,026		
P5220923578	NEWBURGH	NY		11/16/2022		295,665		(18)			(18)					
P5220923637	NAPLES	FL		11/23/2022		725,490		(132)			(132)		1,578	1,578		
P5221024348	OVERLAND PARK	KS		11/29/2022		1,168,090		(126)			(126)		2,825	2,825		
P5221024520	EVANS	CO		12/13/2022		170,689		(50)			(50)		345	345		
P5221024724	REHOBOTH BEACH	DE		08/23/2022		372,152		(37)			(37)		899	899		
P5221024834	MIAMI	FL		11/23/2022		103,255		(22)			(22)		892	892		
P5221025313	LAS VEGAS	NV		11/07/2022		210,065		(58)			(58)		398	398		
P5221125351	HIALEAH	FL		11/30/2022		288,508		(47)			(47)		1,208	1,208		
P5221125775	SAINT CLOUD	FL		12/13/2022		93,855		(28)			(28)		168	168		
P5221125843	SAN ANTONIO	TX		12/02/2022		300,872		(53)			(53)		446	446		
P5221126316	KALISPELL	MT		11/21/2022		471,211		(16)			(16)					
P52211226470	LEHIGH ACRES	FL		01/23/2023		303,927		(123)			(123)		648	648		
P5221226755	NEWMAN	GA		02/14/2023		351,448		(52)			(52)		680	680		
P5221226767	KERNVILLE	CA		12/16/2022		596,251		(132)			(132)		1,231	1,231		
P5221226777	DALLAS	GA		02/09/2023		146,564		(16)			(16)		259	259		
P5221226858	BONITA SPRINGS	FL		12/29/2022		777,765		(116)			(116)		1,530	1,530		
P5221226899	SATSUMA	AL		12/28/2022		95,547							150	150		
P5221227306	MESQUITE	TX		02/17/2023		153,692		(29)			(29)		296	296		
P5230127451	ORLANDO	FL		01/31/2023		1,021,131		(135)			(135)		2,167	2,167		
P5230127492	RIVERDALE	CA		01/31/2023		182,248		(57)			(57)		662	662		
P5230127607	NORTHBROOK	IL		02/21/2023		577,067		(114)			(114)		1,125	1,125		
P5230127810	AUSTIN	TX		02/16/2023		372,026		5			5		801	801		
P5230127914	BANNING	CA		01/24/2023		101,136		(15)			(15)		273	273		
P5230128008	ATLANTA	GA		02/16/2023		181,868		(16)			(16)		322	322		
P5230128169	ORLANDO	FL		02/10/2023		267,608							679	679		
P5230128221	JACKSON	GA		09/20/2022		246,259		(60)			(60)		527	527		
P5230128223	WELLINGTON	FL		10/14/2022		1,070,869		(103)			(103)					
P5230128224	LAWRENCEVILLE	GA		02/15/2023		172,954		(25)			(25)		397	397		
P5230128250	CUTLER BAY	FL		02/09/2023		488,310		(76)			(76)		583	583		
P5230128278	SOUTH FULTON	GA		02/24/2023		408,617		(51)			(51)		667	667		
P5230128288	UNION	NJ		02/23/2023		498,048		(164)			(164)		1,328	1,328		
P5230128326	GILBERT	AZ		02/28/2023		619,439		(99)			(99)		4,577	4,577		
P5230128391	HOLLYWOOD	FL		02/10/2023		494,609		(65)			(65)		3,413	3,413		
P5230128430	RICHMOND	TX		02/22/2023		976,138		(117)			(117)		1,578	1,578		
P5230128458	LOCUST GROVE	GA		09/30/2022		222,222		(46)			(46)		373	373		
P5230228601	INWOOD	NY		03/03/2023		608,136		(225)			(225)		1,217	1,217		
P5230228763	NAPLES	FL		02/23/2023		607,011		(44)			(44)		1,249	1,249		
P5230228769	INDIAN BEACH	NC		02/23/2023		391,178		(83)			(83)		935	935		
P5230228772	GLENDALE	CA		02/15/2023		155,632							117	117		
P5230228781	HAYDEN	ID		02/24/2023		582,175		(157)			(157)		1,052	1,052		
P5230228794	GLADE VALLEY	NC		02/22/2023		300,694		(37)			(37)		728	728		
P5230229034	ROYAL PALM BEACH	FL		02/17/2023		521,852		(103)			(103)					
P5230229111	LAWRENCEVILLE	GA		02/24/2023		893,096		(144)			(144)		4,930	4,930		
P5230229175	LAS VEGAS	NV		02/03/2023		795,113		(173)			(173)		1,449	1,449		
P5230229245	MADISON	MS		02/24/2023		370,773		(37)			(37)		578	578		

E02.10

STATEMENT AS OF SEPTEMBER 30, 2024 OF THE EAGLE LIFE INSURANCE COMPANY

SCHEDULE B - PART 3

Showing All Mortgage Loans DISPOSED, Transferred or Repaid During the Current Quarter

1 Loan Number	Location		4 Loan Type	5 Date Acquired	6 Disposal Date	7 Book Value/ Recorded Investment Excluding Accrued Interest Prior Year	Change in Book Value/Recorded Investment					14 Book Value/ Recorded Investment Excluding Accrued Interest on Disposal	15 Consid- eration	16 Foreign Exchange Gain (Loss) on Disposal	17 Realized Gain (Loss) on Disposal	18 Total Gain (Loss) on Disposal
	2 City	3 State					8 Unrealized Valuation Increase/ (Decrease)	9 Current Year's (Amortization) /Accretion	10 Current Year's Other- Than- Temporary Impairment Recognized	11 Capitalized Deferred Interest and Other	12 Total Change in Book Value (8+9-10+11)					
P5230229276	UNION	NJ		11/18/2022		410,080		(76)			(76)	925	925			
P5230229281	ROSEVILLE	MI		11/18/2022		149,785						170	170			
P5230229287	ROUGEMONT	NC		11/15/2022		240,767		(47)			(47)	388	388			
P6230224448	W. YARMOUTH	MA		02/28/2023		237,678		(51)			(51)	456	456			
P8220200008	HOUSTON	TX		01/27/2022		240,088		(102)			(102)	1,045	1,045			
0299999. Mortgages with partial repayments						323,047,551		(45,125)			(45,125)	9,242,549	9,242,549			
0599999 - Totals						371,947,053		(57,693)			(57,693)	59,526,197	59,526,197		(114,862)	(114,862)

STATEMENT AS OF SEPTEMBER 30, 2024 OF THE EAGLE LIFE INSURANCE COMPANY

SCHEDULE BA - PART 2

Showing Other Long-Term Invested Assets ACQUIRED AND ADDITIONS MADE During the Current Quarter

1 CUSIP Identification	2 Name or Description	3 Location		5 Name of Vendor or General Partner	6 NAIC Designation, NAIC Designation Modifier and SVO Administrative Symbol	7 Date Originally Acquired	8 Type and Strategy	9 Actual Cost at Time of Acquisition	10 Additional Investment Made After Acquisition	11 Amount of Encumbrances	12 Commitment for Additional Investment	13 Percentage of Ownership
		City	State									
000000-00-0	Pret SFR Fund V LP Trch 5	Wilmington	DE	Pretium Partners		08/25/2023			714,383		2,781,951	5.690
1999999. Joint Venture Interests - Common Stock - Unaffiliated												
PPGL5H-JX-1	PRIMARYWAVE CORP BND 7 1/2% Due 4/11/2029 JD28					06/28/2024		10,492			2,781,951	XXX
PPGM8J-JX-2	BAMGEODELP TERM LOAN					07/08/2024		3,237,204	55,194			
2999999. Collateral Loans - Unaffiliated												
000000-00-0	ASP Summa HoldCo 1, LP	Wilmington	DE	HTIM		01/26/2024		3,237,204	65,686			XXX
4899999. Residual Tranches or Interests with Underlying Assets Having Characteristics of Common Stock - Unaffiliated												
									668,284		1,866,295	XXX
6099999. Total - Unaffiliated								3,237,204	1,448,353		4,648,246	XXX
6199999. Total - Affiliated												XXX
6299999 - Totals												
								3,237,204	1,448,353		4,648,246	XXX

SCHEDULE BA - PART 3

Showing Other Long-Term Invested Assets DISPOSED, Transferred or Repaid During the Current Quarter

1 CUSIP Identification	2 Name or Description	3 Location		5 Name of Purchaser or Nature of Disposal	6 Date Originally Acquired	7 Disposal Date	8 Book/ Adjusted Carrying Value Less Encumbrances, Prior Year	9 Change in Book/Adjusted Carrying Value						15 Book/ Adjusted Carrying Value Less Encumbrances on Disposal	16 Consideration	17 Foreign Exchange Gain (Loss) on Disposal	18 Realized Gain (Loss) on Disposal	19 Total Gain (Loss) on Disposal	20 Investment Income					
		City	State					9	10	11	12	13	14											
PPGM8J-JX-2	BAMGEODELP TERM LOAN			Sale	07/08/2024	08/19/2024	906,686							906,686	906,686				12,062					
2999999. Collateral Loans - Unaffiliated													906,686									12,062		
000000-00-0	Pretium Single-Family Rental I-E, LP	Dover	DE	Basis Adjustment	04/14/2022	07/01/2024		19,545,726					19,545,726				(19,545,726)	(19,545,726)						
5299999. Residual Tranches or Interests with Underlying Assets Having Characteristics of Real Estate - Unaffiliated													19,545,726								(19,545,726)	(19,545,726)		
6099999. Total - Unaffiliated								906,686	19,545,726				19,545,726	906,686	906,686		(19,545,726)	(19,545,726)	12,062					
6199999. Total - Affiliated																								
6299999 - Totals													906,686	19,545,726				19,545,726	906,686	906,686		(19,545,726)	(19,545,726)	12,062

E03

STATEMENT AS OF SEPTEMBER 30, 2024 OF THE EAGLE LIFE INSURANCE COMPANY

SCHEDULE D - PART 3

Show All Long-Term Bonds and Stock Acquired During the Current Quarter

1	2	3	4	5	6	7	8	9	10
CUSIP Identification	Description	Foreign	Date Acquired	Name of Vendor	Number of Shares of Stock	Actual Cost	Par Value	Paid for Accrued Interest and Dividends	NAIC Designation, NAIC Designation Modifier and SVO Administrative Symbol
00232*-AB-6	ASPSUMMA1LLC ASPSUMMA1CLASSA		08/01/2024	DIRECT		161,241	161,241		1.A PL
00232*-AC-4	ASPSUMMA1LLC ASPSUMMA1CLASSB		08/01/2024	DIRECT		23,034	23,034		1.C PL
00232*-AD-2	ASPSUMMA1LLC ASPSUMMA1CLASSC		08/01/2024	DIRECT		25,338	25,338		1.F PL
00232*-AE-0	ASPSUMMA1LLC ASPSUMMA1CLASSD		08/01/2024	DIRECT		22,267	22,267		2.B PL
00232*-AF-7	ASPSUMMA1LLC ASPSUMMA1CLASSE		08/01/2024	DIRECT		115,940	115,940		3.B PL
00235*-AB-3	ASPSUMMA2LLC ASPSUMMA2CLASSA		08/01/2024	DIRECT		1,016,741	1,016,741		1.A PL
00235*-AC-1	ASPSUMMA2LLC ASPSUMMA2CLASSB		08/01/2024	DIRECT		140,489	140,489		1.C PL
00235*-AD-9	ASPSUMMA2LLC ASPSUMMA2CLASSC		08/01/2024	DIRECT		158,954	158,954		1.F PL
00235*-AE-7	ASPSUMMA2LLC ASPSUMMA2CLASSD		08/01/2024	DIRECT		142,416	142,416		2.B PL
00235*-AF-4	ASPSUMMA2LLC ASPSUMMA2CLASSE		08/01/2024	DIRECT		729,300	729,300		3.B PL
00235*-AB-1	ASPSUMMA3LLC ASPSUMMA3CLASSA		08/01/2024	DIRECT		359,790	359,790		1.A PL
00235*-AC-9	ASPSUMMA3LLC ASPSUMMA3CLASSB		08/01/2024	DIRECT		55,808	55,808		1.C PL
00235*-AD-7	ASPSUMMA3LLC ASPSUMMA3CLASSC		08/01/2024	DIRECT		59,666	59,666		1.F PL
00235*-AE-5	ASPSUMMA3LLC ASPSUMMA3CLASSD		08/01/2024	DIRECT		48,335	48,335		2.B PL
00235*-AF-2	ASPSUMMA3LLC ASPSUMMA3CLASSE		08/01/2024	DIRECT		261,800	261,800		3.B PL
00236*-AB-2	ASPSUMMA4LLC ASPSUMMA4CLASSA		09/20/2024	DIRECT		719,058	719,058		1.A PL
00236*-AC-0	ASPSUMMA4LLC ASPSUMMA4CLASSB		09/20/2024	DIRECT		110,427	110,427		1.C PL
00236*-AD-8	ASPSUMMA4LLC ASPSUMMA4CLASSC		09/20/2024	DIRECT		118,702	118,702		1.F PL
00236*-AE-6	ASPSUMMA4LLC ASPSUMMA4CLASSD		09/20/2024	DIRECT		99,013	99,013		2.B PL
00236*-AF-3	ASPSUMMA4LLC ASPSUMMA4CLASSE		09/20/2024	DIRECT		523,600	523,600		3.B PL
PPGNDB-6C-1	METRONET INFRASTRUCTURE ISSUER ABS ABS		09/13/2024	3RDPARTY		1,077,638	1,089,070		2.A Z
PPG04K-BB-9	GOLDFHOLDCOGBH GETEC-SERIESBPNOTES	B	08/20/2024	3RDPARTY		5,472,414	5,555,750		2.B Z
1109999999	Subtotal - Bonds - Industrial and Miscellaneous (Unaffiliated)					11,441,971	11,536,739		XXX
PPG017-9Y-0	BAMFREEDOMSPV1LP GEMSWAREHOUSEJUNIORLOAN		09/30/2024	3RDPARTY		9,822,599	9,822,599		1.G FE
1909999999	Subtotal - Bonds - Unaffiliated Bank Loans					9,822,599	9,822,599		XXX
2509999997	Total - Bonds - Part 3					21,264,570	21,359,338		XXX
2509999998	Total - Bonds - Part 5					XXX	XXX	XXX	XXX
2509999999	Total - Bonds					21,264,570	21,359,338		XXX
PPGLDP-5F-8	GEMSTOPCOLIMITED GEMSPREDEEMABLEPREFERRED	D	07/08/2024	3RDPARTY	4,000,000	4,029,714	0.00		4.B Z
4019999999	Subtotal - Preferred Stocks - Industrial and Miscellaneous (Unaffiliated) Perpetual Preferred					4,029,714	XXX		XXX
4509999997	Total - Preferred Stocks - Part 3					4,029,714	XXX		XXX
4509999998	Total - Preferred Stocks - Part 5					XXX	XXX	XXX	XXX
4509999999	Total - Preferred Stocks					4,029,714	XXX		XXX
PPG1AL-SH-8	2MMPROPERTYHOLDINGSLTD		09/25/2024	CAPITAL CONTRIBUTION	0.000	76,052			
PPGJA4-KK-5	BOP 200 VESEY HOLDINGS LLC 200VESEYPROPE		09/11/2024	CAPITAL CONTRIBUTION	0.000	991			
PPGM71-WJ-8	5MMPROPERTYHOLDINGSLTD		09/11/2024	CAPITAL CONTRIBUTION	0.000	631			
PPG13U-ZA-0	BFPLTORONTOPROPERTYHOLDINGS BFPLTORONTOP		09/11/2024	CAPITAL CONTRIBUTION	0.000	1,348			
PPG53V-97-5	BAYADELAIDEPROPERTYHOLDINGS BAYADELAIDEP		09/11/2024	CAPITAL CONTRIBUTION	0.000	4,917			
PPG62N-JN-6	BFPLCALGARYPROPERTYHOLDINGS BFPLCALGARYP		09/11/2024	CAPITAL CONTRIBUTION	0.000	1,297			
PPG53C-BL-3	LILIAPROPERTYESLIMITED LILIAPROPERTYHOLD	D	08/23/2024	CAPITAL CONTRIBUTION	0.000	4,663			
PPG820-RO-1	ONELIBERTYPLAZAPROPERTYHOL ONELIBERTYPLA	D	08/23/2024	CAPITAL CONTRIBUTION	0.000	3,730			
PPGNAZ-Q0-5	225LIBERTYPROPERTYHOLDINGS EUGENEPROPERT	D	07/26/2024	3RDPARTY	408,490	4,084,911			
PPGNAZ-Q0-5	225LIBERTYPROPERTYHOLDINGS EUGENEPROPERT	D	09/11/2024	CAPITAL CONTRIBUTION	0.000	1,104			
5929999999	Subtotal - Common Stocks - Parent, Subsidiaries and Affiliates Other					4,179,644	XXX		XXX
5989999997	Total - Common Stocks - Part 3					4,179,644	XXX		XXX
5989999998	Total - Common Stocks - Part 5					XXX	XXX	XXX	XXX
5989999999	Total - Common Stocks					4,179,644	XXX		XXX

E04

STATEMENT AS OF SEPTEMBER 30, 2024 OF THE EAGLE LIFE INSURANCE COMPANY

SCHEDULE D - PART 3

Show All Long-Term Bonds and Stock Acquired During the Current Quarter

1 CUSIP Identification	2 Description	3 Foreign	4 Date Acquired	5 Name of Vendor	6 Number of Shares of Stock	7 Actual Cost	8 Par Value	9 Paid for Accrued Interest and Dividends	10 NAIC Designation, NAIC Designation Modifier and SVO Admini- strative Symbol
5999999999. Total - Preferred and Common Stocks						8,209,358	XXX		XXX
6009999999 - Totals						29,473,928	XXX		XXX

STATEMENT AS OF SEPTEMBER 30, 2024 OF THE EAGLE LIFE INSURANCE COMPANY

SCHEDULE D - PART 4

Show All Long-Term Bonds and Stock Sold, Redeemed or Otherwise Disposed of During the Current Quarter

Table with 22 columns: CUSIP Identification, Description, Foreign, Disposal Date, Name of Purchaser, Number of Shares of Stock, Consideration, Par Value, Actual Cost, Prior Year Book/Adjusted Carrying Value, Change In Book/Adjusted Carrying Value (11-15), Book/Adjusted Carrying Value at Disposal Date, Foreign Exchange Gain (Loss) on Disposal, Realized Gain (Loss) on Disposal, Total Gain (Loss) on Disposal, Bond Interest/Stock Dividends Received During Year, Stated Contractual Maturity Date, NAIC Designation, and NAIC Designation Modifier and SVO Administrative Symbol.

E05.2

STATEMENT AS OF SEPTEMBER 30, 2024 OF THE EAGLE LIFE INSURANCE COMPANY

SCHEDULE D - PART 4

Show All Long-Term Bonds and Stock Sold, Redeemed or Otherwise Disposed of During the Current Quarter

1	2	3	4	5	6	7	8	9	10	Change In Book/Adjusted Carrying Value					16	17	18	19	20	21	22	
										11	12	13	14	15								
CUSIP Identification	Description	Foreign	Disposal Date	Name of Purchaser	Number of Shares of Stock	Consideration	Par Value	Actual Cost	Prior Year Book/Adjusted Carrying Value	Unrealized Valuation Increase/(Decrease)	Current Year's (Amortization)/Accretion	Current Year's Other Than Temporary Impairment Recognized	Total Change in Book/Adjusted Carrying Value (11 + 12 - 13)	Total Foreign Exchange Change in Book /Adjusted Carrying Value	Book/Adjusted Carrying Value at Disposal Date	Foreign Exchange Gain (Loss) on Disposal	Realized Gain (Loss) on Disposal	Total Gain (Loss) on Disposal	Bond Interest/Stock Dividends Received During Year	Stated Contractual Maturity Date	NAIC Designation, NAIC Designation Modifier and SVO Administrative Symbol	
..45082#-AA-0	IBERIA LINEAS AEREA DE ESPANA CORP_BND	D	09/20/2024	REDEMPTION	100,000																	
..50188G-AT-0	LOM LTD PARTNERSHIP LOM_18A SENIOR ABS_A	D	07/22/2024	PAYDOWN		9,360	9,360	9,360	9,360						9,360				272	05/20/2033	1.F PL	
..64132J-AN-5	NEUBERGER BERMAN CLO LTD NEUB ABS_ABS_1	D	07/22/2024	PAYDOWN		610,425	610,425	604,535	606,001		4,424		4,424		610,425				31,051	04/20/2031	1.A FE	
..66934#-AA-6	LARVIKSFJORDEN LTD CORP_BND 4.750% 01/	D	09/23/2024	VARIOUS		3,965	3,965	3,905	3,914		51		51		3,965				202	04/20/2031	1.A FE	
..67097Q-AJ-4	OCPLOLDOCP_17-14A OCP_17-14A 8.187%	D	08/08/2024	PAYDOWN		10,659	10,659	10,659	10,659		2,031		2,031		10,659				338	01/22/2029	3.C PL	
..675711-AG-0	OCTAGONINVESTMENTPARTNERSXX OCT33_17-1A	D	08/08/2024	PAYDOWN		1,500,000	1,500,000	1,500,000	1,500,000						1,500,000				89,512	11/20/2030	2.C FE	
..67576F-AA-7	OCTAGONINVESTMENTPARTNERSLT OCT46_18-RR	D	07/16/2024	PAYDOWN		1,000,000	1,000,000	1,000,000	1,000,000						1,000,000				68,048	01/20/2031	2.C FE	
..67579N-AA-7	OCTAGONINVESTMENTPARTNERSXX OCT33_17-1A	D	08/08/2024	PAYDOWN		101,621	101,621	100,605	100,807		814		814		101,621				5,079	04/16/2031	1.A FE	
..67591U-AC-1	OCTAGON INVESTMENT PARTNERS 36 SENIOR AB	D	07/15/2024	PAYDOWN		500,000	500,000	500,000	500,000						500,000				48,471	01/20/2031	3.C FE	
..67706X-AL-7	OAKHILLCREDITPARTNERSOAKC_OAKC_17-14	D	08/02/2024	PAYDOWN		100,681	100,681	99,956	99,956		725		725		100,681				5,022	04/15/2031	1.A FE	
..92841#-AA-4	VISTAJET MALTA FINANCE PLC CORP_BND 4.	D	07/15/2024	REDEMPTION	100,000										1,500,000				98,339	01/21/2030	2.C FE	
..92917W-AY-4	VOYACLOLDVOYA_18-4A VOYA_18-4A 7.213%	D	09/04/2024	PAYDOWN		60,268	60,268	60,268	60,268						60,268				2,712	07/15/2027	1.G PL	
..01629#-AE-7	BRISEBANE AIRPORT CORPORATION P SECURED C	D	08/22/2024	MATURITY		500,000	500,000	485,500	486,956		13,044		13,044		500,000				32,627	01/15/2032	1.C FE	
1109999999	Subtotal - Bonds - Industrial and Miscellaneous (Unaffiliated)					62,698,305	62,698,305	62,595,744	60,663,991		34,315		34,315		62,698,305				3,359,528	XXX	XXX	
..86277*-AA-3	STRATEGIC PARTNERS FUND VIII L SECURED T		07/09/2024	REDEMPTION	100,000										277,766				11,235	03/10/2026	1.F PL	
..PPG017-9Y-0	BAMFREEDOMSPV1LP GEMSIWAREHOUSEJUNIORLOAN		08/26/2024	3RD PARTY		2,726,828	2,726,828	2,726,828						2,726,828				24,334	07/08/2025	1.G FE		
1909999999	Subtotal - Bonds - Unaffiliated Bank Loans					3,004,594	3,004,594	3,004,594	277,766						3,004,594				35,569	XXX	XXX	
2509999997	Total - Bonds - Part 4					68,481,662	68,481,662	68,465,411	63,803,649		(48,815)		(48,815)		68,481,662				3,465,549	XXX	XXX	
2509999998	Total - Bonds - Part 5					XXX	XXX	XXX	XXX	XXX	XXX	XXX	XXX	XXX	XXX	XXX	XXX	XXX	XXX	XXX	XXX	XXX
2509999999	Total - Bonds					68,481,662	68,481,662	68,465,411	63,803,649		(48,815)		(48,815)		68,481,662				3,465,549	XXX	XXX	
4509999997	Total - Preferred Stocks - Part 4						XXX													XXX	XXX	
4509999998	Total - Preferred Stocks - Part 5					XXX	XXX	XXX	XXX	XXX	XXX	XXX	XXX	XXX	XXX	XXX	XXX	XXX	XXX	XXX	XXX	XXX
4509999999	Total - Preferred Stocks						XXX													XXX	XXX	
..PPG13U-ZA-0	BFPLTORONTOPROPERTYHOLDINGS BFPLTORONTO		07/08/2024	CAPITAL DISTRIBUTION	0.000	46,590		46,220					(370)	46,590	370			370				
..PPG53V-97-5	BAYADELAIDEPROPERTYHOLDINGS BAYADELAIDEP		07/08/2024	CAPITAL DISTRIBUTION	0.000	79,285		78,656					(629)	79,285	629			629				
..PPG62N-JN-6	BFPLCALGARYPROPERTYHOLDINGS BFPLCALGARY		06/28/2024	CAPITAL DISTRIBUTION	0.000	18,116		18,042					(74)	18,116	74			74				
..PPG62N-JN-6	BFPLCALGARYPROPERTYHOLDINGS BFPLCALGARY		09/26/2024	CAPITAL DISTRIBUTION	0.000	30,485		30,039					(445)	30,485	445			445				
5929999999	Subtotal - Common Stocks - Parent, Subsidiaries and Affiliates Other					174,474	XXX	172,957					(1,518)	174,476	1,518			1,518			XXX	XXX
5989999997	Total - Common Stocks - Part 4					174,474	XXX	172,957					(1,518)	174,476	1,518			1,518			XXX	XXX
5989999998	Total - Common Stocks - Part 5					XXX	XXX	XXX	XXX	XXX	XXX	XXX	XXX	XXX	XXX	XXX	XXX	XXX	XXX	XXX	XXX	XXX
5989999999	Total - Common Stocks					174,474	XXX	172,957					(1,518)	174,476	1,518			1,518			XXX	XXX
5999999999	Total - Preferred and Common Stocks					174,474	XXX	172,957					(1,518)	174,476	1,518			1,518			XXX	XXX
6009999999	Totals					68,656,136	XXX	68,638,368	63,803,649		(48,815)		(48,815)	(1,518)	68,656,138	1,518		1,518	3,465,549	XXX	XXX	

E05.3

STATEMENT AS OF SEPTEMBER 30, 2024 OF THE EAGLE LIFE INSURANCE COMPANY

SCHEDULE DB - PART A - SECTION 1

Showing all Options, Caps, Floors, Collars, Swaps and Forwards Open as of Current Statement Date

1	2	3	4	5	6	7	8	9	10	11	12	13	14	15	16	17	18	19	20	21	22	23														
Description	Description of Item(s) Hedged, Used for Income Generation or Replicated	Schedule/ Exhibit Identifier	Type(s) of Risk(s) (a)	Exchange, Counterparty or Central Clearinghouse	Trade Date	Date of Maturity or Expiration	Number of Contracts	Notional Amount	Strike Price, Rate or Index Received (Paid)	Cumulative Prior Year(s) Initial Cost of Un-discounted Premium (Received) Paid	Current Year Initial Cost of Un-discounted Premium (Received) Paid	Current Year Income	Book/ Adjusted Carrying Value	Code	Fair Value	Unrealized Valuation Increase/ (Decrease)	Total Foreign Exchange Change in B./A.C.V.	Current Year's (Amortization)/ Accretion	Adjustment to Carrying Value of Hedged Item	Potential Exposure	Credit Quality of Reference Entity	Hedge Effectiveness at Inception and at Quarter-end (b)														
007999999. Subtotal - Purchased Options - Hedging Effective Excluding Variable Annuity Guarantees Under SSAP No.108														XXX																			XXX	XXX		
014999999. Subtotal - Purchased Options - Hedging Effective Variable Annuity Guarantees Under SSAP No.108														XXX																						
S&P 500 Index Option PTPT	Fixed Annuity Hedge	N/A	Equity/Index	AEL 85LNZLR1WR9SYRVFCH09	12/29/2021	12/29/2026	21	102,850	4793.06	9,853			4,352	XXX	18,137			(1,478)					0001													
S&P 500 Index Option PTPT	Fixed Annuity Hedge	N/A	Equity/Index	AEL 85LNZLR1WR9SYRVFCH09	01/26/2022	01/26/2027	26	111,439	4349.93	13,769			6,311	XXX	25,225			(2,065)					0001													
S&P 500 Index Option PTPT	Fixed Annuity Hedge	N/A	Equity/Index	AEL 85LNZLR1WR9SYRVFCH09	02/09/2022	02/09/2027	248	1,137,986	4587.18	130,641			62,054	XXX	210,068			(19,596)					0001													
S&P 500 Dividend Aristocrats Daily Risk Control 5% Excess Return	Fixed Annuity Hedge	N/A	Equity/Index	AEL 85LNZLR1WR9SYRVFCH09	10/03/2022	10/03/2024	68	118,698	1757.92	3,727			78	XXX	7,612			(1,398)					0001													
Invesco Dynamic Growth Index	Fixed Annuity Hedge	N/A	Equity/Index	AEL 85LNZLR1WR9SYRVFCH09	10/03/2022	10/03/2024	136	348,075	2557.82	10,721			223	XXX	435			(4,020)					0001													
Invesco Dynamic Growth Index	Fixed Annuity Hedge	N/A	Equity/Index	AEL 85LNZLR1WR9SYRVFCH09	10/04/2022	10/04/2024	67	172,375	2569.45	5,309			111	XXX	72			(1,991)					0001													
Franklin Global Trends Index	Fixed Annuity Hedge	N/A	Equity/Index	AEL 85LNZLR1WR9SYRVFCH09	10/05/2022	10/04/2024	678	161,975	239.07	5,345			111	XXX	10,291			(2,004)					0001													
Invesco Dynamic Growth Index	Fixed Annuity Hedge	N/A	Equity/Index	AEL 85LNZLR1WR9SYRVFCH09	10/05/2022	10/04/2024	504	1,292,758	2563.36	39,688			827	XXX	1,128			(14,883)					0001													
S&P 500 Index Option PTPT	Fixed Annuity Hedge	N/A	Equity/Index	AEL 85LNZLR1WR9SYRVFCH09	10/05/2022	10/04/2024	33	124,787	3783.28	7,921			165	XXX	18,413			(2,970)					0001													
S&P 500 Dividend Aristocrats Daily Risk Control 5% Excess Return	Fixed Annuity Hedge	N/A	Equity/Index	AEL 85LNZLR1WR9SYRVFCH09	10/05/2022	10/04/2024	173	305,356	1766.74	9,497			198	XXX	17,962			(3,561)					0001													
S&P 500 Dividend Aristocrats Daily Risk Control 5% Excess Return	Fixed Annuity Hedge	N/A	Equity/Index	AEL 85LNZLR1WR9SYRVFCH09	10/06/2022	10/04/2024	119	210,490	1761.89	6,483			135	XXX	12,995			(2,431)					0001													
Invesco Dynamic Growth Index	Fixed Annuity Hedge	N/A	Equity/Index	AEL 85LNZLR1WR9SYRVFCH09	10/06/2022	10/04/2024	154	393,103	2557.1	12,068			251	XXX	650			(4,526)					0001													
Invesco Dynamic Growth Index	Fixed Annuity Hedge	N/A	Equity/Index	AEL 85LNZLR1WR9SYRVFCH09	10/07/2022	10/07/2024	56	143,832	2548.4	4,416			92	XXX	592			(1,656)					0001													
S&P 500 Dividend Aristocrats Daily Risk Control 5% Excess Return	Fixed Annuity Hedge	N/A	Equity/Index	AEL 85LNZLR1WR9SYRVFCH09	10/07/2022	10/07/2024	46	80,673	1754.09	2,501			52	XXX	5,361			(938)					0001													
S&P 500 Dividend Aristocrats Daily Risk Control 5% Excess Return	Fixed Annuity Hedge	N/A	Equity/Index	AEL 85LNZLR1WR9SYRVFCH09	10/10/2022	10/10/2024	344	603,757	1754.35	18,475			385	XXX	40,033			(6,928)					0001													
Invesco Dynamic Growth Index	Fixed Annuity Hedge	N/A	Equity/Index	AEL 85LNZLR1WR9SYRVFCH09	10/10/2022	10/10/2024	349	888,765	2543.44	27,196			567	XXX	5,250			(10,199)					0001													
S&P 500 Dividend Aristocrats Daily Risk Control 5% Excess Return	Fixed Annuity Hedge	N/A	Equity/Index	AEL 85LNZLR1WR9SYRVFCH09	10/11/2022	10/11/2024	235	413,054	1755.52	12,763			266	XXX	27,095			(4,786)					0001													
Invesco Dynamic Growth Index	Fixed Annuity Hedge	N/A	Equity/Index	AEL 85LNZLR1WR9SYRVFCH09	10/11/2022	10/11/2024	9	22,472	2543.63	690			14	XXX	135			(259)					0001													
S&P 500 Index Option PTPT	Fixed Annuity Hedge	N/A	Equity/Index	AEL 85LNZLR1WR9SYRVFCH09	10/12/2022	10/11/2024	11	37,793	3577.03	6,338			132	XXX	23,122			(2,377)					0001													
S&P 500 Dividend Aristocrats Daily Risk Control 5% Excess Return	Fixed Annuity Hedge	N/A	Equity/Index	AEL 85LNZLR1WR9SYRVFCH09	10/12/2022	10/11/2024	183	320,100	1751.99	9,923			207	XXX	21,684			(3,721)					0001													

E06

STATEMENT AS OF SEPTEMBER 30, 2024 OF THE EAGLE LIFE INSURANCE COMPANY

SCHEDULE DB - PART A - SECTION 1

Showing all Options, Caps, Floors, Collars, Swaps and Forwards Open as of Current Statement Date

1	2	3	4	5	6	7	8	9	10	11	12	13	14	15	16	17	18	19	20	21	22	23	
Description	Description of Item(s) Hedged, Used for Income Generation or Replicated	Schedule/ Exhibit Identifier	Type(s) of Risk(s) (a)	Exchange, Counterparty or Central Clearinghouse	Trade Date	Date of Maturity or Expiration	Number of Contracts	Notional Amount	Strike Price, Rate or Index Received (Paid)	Cumulative Prior Year(s) Initial Cost of Un-discounted Premium (Received) Paid	Current Year Initial Cost of Un-discounted Premium (Received) Paid	Current Year Income	Book/ Adjusted Carrying Value	Code	Fair Value	Unrealized Valuation Increase/ (Decrease)	Total Foreign Exchange Change in B./A.C.V.	Current Year's (Amortization)/ Accretion	Adjustment to Carrying Value of Hedged Item	Potential Exposure	Credit Quality of Reference Entity	Hedge Effectiveness at Inception and at Quarter-end (b)	
Franklin Global Trends Index	Fixed Annuity Hedge	N/A	Equity/Index	AEL 85LNZLR1WR9SYRVFCH09	10/12/2022	10/11/2024	647	154,049	238.06	5,068			106		10,480			(1,901)				0001	
Invesco Dynamic Growth Index	Fixed Annuity Hedge	N/A	Equity/Index	AEL 85LNZLR1WR9SYRVFCH09	10/12/2022	10/11/2024	703	1,788,527	254.1	54,729			1,140		10,561			(20,523)				0001	
S&P 500 Dividend Aristocrats Daily Risk Control 5% Excess Return	Fixed Annuity Hedge	N/A	Equity/Index	AEL 85LNZLR1WR9SYRVFCH09	10/13/2022	10/11/2024	13	23,719	1761.19	709			15		1,475			(266)				0001	
Invesco Dynamic Growth Index	Fixed Annuity Hedge	N/A	Equity/Index	AEL 85LNZLR1WR9SYRVFCH09	10/13/2022	10/11/2024	26	67,077	2547.94	2,046			43		334			(767)				0001	
Invesco Dynamic Growth Index	Fixed Annuity Hedge	N/A	Equity/Index	AEL 85LNZLR1WR9SYRVFCH09	10/17/2022	10/17/2024	44	112,455	2545.77	3,441			72		718			(1,290)				0001	
S&P 500 Dividend Aristocrats Daily Risk Control 5% Excess Return	Fixed Annuity Hedge	N/A	Equity/Index	AEL 85LNZLR1WR9SYRVFCH09	10/17/2022	10/17/2024	41	71,919	1761.04	2,186			46		4,479			(820)				0001	
Franklin Global Trends Index	Fixed Annuity Hedge	N/A	Equity/Index	AEL 85LNZLR1WR9SYRVFCH09	10/19/2022	10/18/2024	491	115,949	236.25	3,803			79		8,834			(1,426)				0001	
Invesco Dynamic Growth Index	Fixed Annuity Hedge	N/A	Equity/Index	AEL 85LNZLR1WR9SYRVFCH09	10/19/2022	10/18/2024	133	337,747	2541.71	10,301			215		2,533			(3,863)				0001	
S&P 500 Index Option	Fixed Annuity Hedge	N/A	Equity/Index	AEL 85LNZLR1WR9SYRVFCH09	10/19/2022	10/18/2024	5	20,299	3695.16	3,420			71		11,386			(1,283)				0001	
S&P 500 Dividend Aristocrats Daily Risk Control 5% Excess Return	Fixed Annuity Hedge	N/A	Equity/Index	AEL 85LNZLR1WR9SYRVFCH09	10/19/2022	10/18/2024	15	25,711	1763.21	789			16		1,568			(296)				0001	
Invesco Dynamic Growth Index	Fixed Annuity Hedge	N/A	Equity/Index	AEL 85LNZLR1WR9SYRVFCH09	10/20/2022	10/18/2024	59	149,940	2534.56	4,558			95		1,413			(1,709)				0001	
Invesco Dynamic Growth Index	Fixed Annuity Hedge	N/A	Equity/Index	AEL 85LNZLR1WR9SYRVFCH09	10/18/2022	10/18/2024	48	123,117	2550.37	3,767			78		677			(1,413)				0001	
S&P 500 Dividend Aristocrats Daily Risk Control 5% Excess Return	Fixed Annuity Hedge	N/A	Equity/Index	AEL 85LNZLR1WR9SYRVFCH09	10/20/2022	10/18/2024	84	147,888	1758.26	4,496			94		9,458			(1,686)				0001	
Franklin Global Trends Index	Fixed Annuity Hedge	N/A	Equity/Index	AEL 85LNZLR1WR9SYRVFCH09	10/21/2022	10/21/2024	613	144,500	235.68	4,740			99		11,383			(1,777)				0001	
Invesco Dynamic Growth Index	Fixed Annuity Hedge	N/A	Equity/Index	AEL 85LNZLR1WR9SYRVFCH09	10/21/2022	10/21/2024	263	669,007	2545.11	20,405			425		4,714			(7,652)				0001	
S&P 500 Dividend Aristocrats Daily Risk Control 5% Excess Return	Fixed Annuity Hedge	N/A	Equity/Index	AEL 85LNZLR1WR9SYRVFCH09	10/21/2022	10/21/2024	49	87,300	1766.38	2,654			55		5,157			(995)				0001	
Invesco Dynamic Growth Index	Fixed Annuity Hedge	N/A	Equity/Index	AEL 85LNZLR1WR9SYRVFCH09	10/24/2022	10/24/2024	301	767,898	2549.05	23,421			488		5,012			(8,783)				0001	
S&P 500 Dividend Aristocrats Daily Risk Control 5% Excess Return	Fixed Annuity Hedge	N/A	Equity/Index	AEL 85LNZLR1WR9SYRVFCH09	10/25/2022	10/25/2024	253	450,012	1775.83	13,770			287		24,061			(5,164)				0001	
Invesco Dynamic Growth Index	Fixed Annuity Hedge	N/A	Equity/Index	AEL 85LNZLR1WR9SYRVFCH09	10/25/2022	10/25/2024	691	1,768,849	2558.24	54,127			1,128		8,609			(20,298)				0001	
Invesco Dynamic Growth Index	Fixed Annuity Hedge	N/A	Equity/Index	AEL 85LNZLR1WR9SYRVFCH09	10/26/2022	10/25/2024	352	902,158	2561.24	27,606			575		3,939			(10,352)				0001	
S&P 500 Index Option	Fixed Annuity Hedge	N/A	Equity/Index	AEL 85LNZLR1WR9SYRVFCH09	10/26/2022	10/25/2024	9	33,449	3830.6	2,028			42		4,632			(761)				0001	
S&P 500 Dividend Aristocrats Daily Risk Control 5% Excess Return	Fixed Annuity Hedge	N/A	Equity/Index	AEL 85LNZLR1WR9SYRVFCH09	10/26/2022	10/25/2024	287	510,997	1777.81	15,637			326		26,724			(5,864)				0001	

E06.1

STATEMENT AS OF SEPTEMBER 30, 2024 OF THE EAGLE LIFE INSURANCE COMPANY

SCHEDULE DB - PART A - SECTION 1

Showing all Options, Caps, Floors, Collars, Swaps and Forwards Open as of Current Statement Date

1	2	3	4	5	6	7	8	9	10	11	12	13	14	15	16	17	18	19	20	21	22	23	
Description	Description of Item(s) Hedged, Used for Income Generation or Replicated	Schedule/ Exhibit Identifier	Type(s) of Risk(s) (a)	Exchange, Counterparty or Central Clearinghouse	Trade Date	Date of Maturity or Expiration	Number of Contracts	Notional Amount	Strike Price, Rate or Index Received (Paid)	Cumulative Prior Year(s) Initial Cost of Un-discounted Premium (Received) Paid	Current Year Initial Cost of Un-discounted Premium (Received) Paid	Current Year Income	Book/ Adjusted Carrying Value	Code	Fair Value	Unrealized Valuation Increase/ (Decrease)	Total Foreign Exchange Change in B./A.C.V.	Current Year's (Amortization)/ Accretion	Adjustment to Carrying Value of Hedged Item	Potential Exposure	Credit Quality of Reference Entity	Hedge Effectiveness at Inception and at Quarter-end (b)	
Invesco Dynamic Growth Index	Fixed Annuity Hedge	N/A	Equity/Index	AEL 85LNZLR1WR9SYRVFCH09	10/27/2022	10/25/2024	171	439,040	2564.74	13,435			280		1,681			(5,038)				0001	
S&P 500 Dividend Aristocrats Daily Risk Control 5% Excess Return	Fixed Annuity Hedge	N/A	Equity/Index	AEL 85LNZLR1WR9SYRVFCH09	10/27/2022	10/25/2024	109	193,515	1778.54	5,864			122		10,037			(2,199)				0001	
Invesco Dynamic Growth Index	Fixed Annuity Hedge	N/A	Equity/Index	AEL 85LNZLR1WR9SYRVFCH09	10/28/2022	10/28/2024	162	416,526	2568.38	12,746			266		1,511			(4,780)				0001	
Invesco Dynamic Growth Index	Fixed Annuity Hedge	N/A	Equity/Index	AEL 85LNZLR1WR9SYRVFCH09	10/31/2022	10/31/2024	272	697,608	2562.45	21,277			443		3,351			(7,979)				0001	
S&P 500 Dividend Aristocrats Daily Risk Control 5% Excess Return	Fixed Annuity Hedge	N/A	Equity/Index	AEL 85LNZLR1WR9SYRVFCH09	10/31/2022	10/31/2024	169	301,431	1784.95	9,073			189		14,507			(3,402)				0001	
Invesco Dynamic Growth Index	Fixed Annuity Hedge	N/A	Equity/Index	AEL 85LNZLR1WR9SYRVFCH09	11/01/2022	11/01/2024	56	143,563	2561.69	4,379			274		721			(1,642)				0001	
S&P 500 Dividend Aristocrats Daily Risk Control 5% Excess Return	Fixed Annuity Hedge	N/A	Equity/Index	AEL 85LNZLR1WR9SYRVFCH09	11/01/2022	11/01/2024	69	122,862	1784.06	3,723			233		5,978			(1,396)				0001	
S&P 500 Dividend Aristocrats Daily Risk Control 5% Excess Return	Fixed Annuity Hedge	N/A	Equity/Index	AEL 85LNZLR1WR9SYRVFCH09	11/02/2022	11/01/2024	340	604,451	1776.06	18,254			1,141		32,250			(6,845)				0001	
Franklin Global Trends Index	Fixed Annuity Hedge	N/A	Equity/Index	AEL 85LNZLR1WR9SYRVFCH09	11/02/2022	11/01/2024	653	154,570	236.78	5,054			316		11,400			(1,895)				0001	
Invesco Dynamic Growth Index	Fixed Annuity Hedge	N/A	Equity/Index	AEL 85LNZLR1WR9SYRVFCH09	11/02/2022	11/01/2024	340	870,206	2555.99	26,541			1,659		5,232			(9,953)				0001	
Invesco Dynamic Growth Index	Fixed Annuity Hedge	N/A	Equity/Index	AEL 85LNZLR1WR9SYRVFCH09	11/03/2022	11/01/2024	27	69,965	2548.26	2,127			133		528			(798)				0001	
S&P 500 Dividend Aristocrats Daily Risk Control 5% Excess Return	Fixed Annuity Hedge	N/A	Equity/Index	AEL 85LNZLR1WR9SYRVFCH09	11/07/2022	11/07/2024	29	52,201	1785.59	1,561			98		2,495			(585)				0001	
Invesco Dynamic Growth Index	Fixed Annuity Hedge	N/A	Equity/Index	AEL 85LNZLR1WR9SYRVFCH09	11/07/2022	11/07/2024	132	336,816	2550.51	10,239			640		2,576			(3,840)				0001	
S&P 500 Index Option PTP	Fixed Annuity Hedge	N/A	Equity/Index	AEL 85LNZLR1WR9SYRVFCH09	11/09/2022	11/08/2024	8	29,700	3748.57	1,118			70		2,138			(419)				0001	
S&P 500 Dividend Aristocrats Daily Risk Control 5% Excess Return	Fixed Annuity Hedge	N/A	Equity/Index	AEL 85LNZLR1WR9SYRVFCH09	11/09/2022	11/08/2024	38	68,319	1781.95	2,070			129		3,410			(776)				0001	
Invesco Dynamic Growth Index	Fixed Annuity Hedge	N/A	Equity/Index	AEL 85LNZLR1WR9SYRVFCH09	11/09/2022	11/08/2024	154	394,124	2553.65	11,981			749		2,805			(4,493)				0001	
S&P 500 Dividend Aristocrats Daily Risk Control 5% Excess Return	Fixed Annuity Hedge	N/A	Equity/Index	AEL 85LNZLR1WR9SYRVFCH09	11/10/2022	11/08/2024	132	238,256	1800.8	7,172			448		9,303			(2,689)				0001	
Invesco Dynamic Growth Index	Fixed Annuity Hedge	N/A	Equity/Index	AEL 85LNZLR1WR9SYRVFCH09	11/10/2022	11/08/2024	324	837,078	2587.4	25,615			1,601		2,056			(9,605)				0001	
Invesco Dynamic Growth Index	Fixed Annuity Hedge	N/A	Equity/Index	AEL 85LNZLR1WR9SYRVFCH09	11/08/2022	11/08/2024	284	726,180	2558.62	22,076			1,380		4,504			(8,278)				0001	
S&P 500 Dividend Aristocrats Daily Risk Control 5% Excess Return	Fixed Annuity Hedge	N/A	Equity/Index	AEL 85LNZLR1WR9SYRVFCH09	11/11/2022	11/11/2024	17	31,350	1804.21	962			60		1,165			(361)				0001	
Invesco Dynamic Growth Index	Fixed Annuity Hedge	N/A	Equity/Index	AEL 85LNZLR1WR9SYRVFCH09	11/11/2022	11/11/2024	322	833,537	2585.78	25,506			1,594		2,346			(9,565)				0001	

E06.2

STATEMENT AS OF SEPTEMBER 30, 2024 OF THE EAGLE LIFE INSURANCE COMPANY

SCHEDULE DB - PART A - SECTION 1

Showing all Options, Caps, Floors, Collars, Swaps and Forwards Open as of Current Statement Date

1	2	3	4	5	6	7	8	9	10	11	12	13	14	15	16	17	18	19	20	21	22	23	
Description	Description of Item(s) Hedged, Used for Income Generation or Replicated	Schedule/ Exhibit Identifier	Type(s) of Risk(s) (a)	Exchange, Counterparty or Central Clearinghouse	Trade Date	Date of Maturity or Expiration	Number of Contracts	Notional Amount	Strike Price, Rate or Index Received (Paid)	Cumulative Prior Year(s) Initial Cost of Un-discounted Premium (Received) Paid	Current Year Initial Cost of Un-discounted Premium (Received) Paid	Current Year Income	Book/ Adjusted Carrying Value	Code	Fair Value	Unrealized Valuation Increase/ (Decrease)	Total Foreign Exchange Change in B./A.C.V.	Current Year's (Amortization)/ Accretion	Adjustment to Carrying Value of Hedged Item	Potential Exposure	Credit Quality of Reference Entity	Hedge Effectiveness at Inception and at Quarter-end (b)	
Invesco Dynamic Growth Index	Fixed Annuity Hedge	N/A	Equity/Index	AEL 85LNZLR1WR9SYRVFCH09	11/15/2022	11/15/2024	121	314,382	2588.03	9,620			601		903			(3,608)				0001	
Franklin Global Trends Index	Fixed Annuity Hedge	N/A	Equity/Index	AEL 85LNZLR1WR9SYRVFCH09	11/16/2022	11/15/2024	727	174,621	240.26	5,745			359		10,175			(2,154)				0001	
Invesco Dynamic Growth Index	Fixed Annuity Hedge	N/A	Equity/Index	AEL 85LNZLR1WR9SYRVFCH09	11/16/2022	11/15/2024	64	164,836	2592.55	5,044			315		407			(1,891)				0001	
S&P 500 Index Option	Fixed Annuity Hedge	N/A	Equity/Index	AEL 85LNZLR1WR9SYRVFCH09	11/16/2022	11/15/2024	28	108,900	3958.79	10,367			648		21,517			(3,888)				0001	
PTPT	Fixed Annuity Hedge	N/A	Equity/Index	AEL 85LNZLR1WR9SYRVFCH09	11/16/2022	11/15/2024	28	108,900	3958.79	10,367			648		21,517			(3,888)				0001	
S&P 500 Dividend Aristocrats Daily Risk Control 5% Excess Return	Fixed Annuity Hedge	N/A	Equity/Index	AEL 85LNZLR1WR9SYRVFCH09	11/16/2022	11/15/2024	9	16,296	1801.5	499			31		631			(187)				0001	
Invesco Dynamic Growth Index	Fixed Annuity Hedge	N/A	Equity/Index	AEL 85LNZLR1WR9SYRVFCH09	11/17/2022	11/15/2024	170	441,000	2587.4	13,451			841		1,293			(5,044)				0001	
S&P 500 Dividend Aristocrats Daily Risk Control 5% Excess Return	Fixed Annuity Hedge	N/A	Equity/Index	AEL 85LNZLR1WR9SYRVFCH09	11/18/2022	11/18/2024	111	199,857	1802.74	6,176			386		7,614			(2,316)				0001	
Franklin Global Trends Index	Fixed Annuity Hedge	N/A	Equity/Index	AEL 85LNZLR1WR9SYRVFCH09	11/18/2022	11/18/2024	7,876	1,883,952	239.19	61,794			3,862		118,639			(23,173)				0001	
Invesco Dynamic Growth Index	Fixed Annuity Hedge	N/A	Equity/Index	AEL 85LNZLR1WR9SYRVFCH09	11/18/2022	11/18/2024	459	1,187,414	2586.07	36,335			2,271		3,873			(13,626)				0001	
Invesco Dynamic Growth Index	Fixed Annuity Hedge	N/A	Equity/Index	AEL 85LNZLR1WR9SYRVFCH09	11/21/2022	11/21/2024	12	31,135	2585.69	953			60		109			(357)				0001	
S&P 500 Dividend Aristocrats Daily Risk Control 5% Excess Return	Fixed Annuity Hedge	N/A	Equity/Index	AEL 85LNZLR1WR9SYRVFCH09	11/22/2022	11/22/2024	44	79,790	1808.77	2,426			152		2,781			(910)				0001	
PTPT	Fixed Annuity Hedge	N/A	Equity/Index	AEL 85LNZLR1WR9SYRVFCH09	11/23/2022	11/22/2024	36	143,781	4027.26	17,073			1,067		40,676			(6,402)				0001	
S&P 500 Dividend Aristocrats Daily Risk Control 5% Excess Return	Fixed Annuity Hedge	N/A	Equity/Index	AEL 85LNZLR1WR9SYRVFCH09	11/23/2022	11/22/2024	181	327,374	1809.42	9,658			604		11,294			(3,622)				0001	
Franklin Global Trends Index	Fixed Annuity Hedge	N/A	Equity/Index	AEL 85LNZLR1WR9SYRVFCH09	11/23/2022	11/22/2024	222	53,394	240.25	1,751			109		3,114			(657)				0001	
Invesco Dynamic Growth Index	Fixed Annuity Hedge	N/A	Equity/Index	AEL 85LNZLR1WR9SYRVFCH09	11/23/2022	11/22/2024	137	356,492	2595.28	10,909			682		948			(4,091)				0001	
Invesco Dynamic Growth Index	Fixed Annuity Hedge	N/A	Equity/Index	AEL 85LNZLR1WR9SYRVFCH09	11/22/2022	11/22/2024	105	271,355	2591.75	8,276			517		806			(3,104)				0001	
Invesco Dynamic Growth Index	Fixed Annuity Hedge	N/A	Equity/Index	AEL 85LNZLR1WR9SYRVFCH09	11/28/2022	11/27/2024	76	196,000	2591.4	5,978			374		647			(2,242)				0001	
Invesco Dynamic Growth Index	Fixed Annuity Hedge	N/A	Equity/Index	AEL 85LNZLR1WR9SYRVFCH09	11/29/2022	11/29/2024	98	252,938	2588.36	7,740			484		941			(2,902)				0001	
S&P 500 Dividend Aristocrats Daily Risk Control 5% Excess Return	Fixed Annuity Hedge	N/A	Equity/Index	AEL 85LNZLR1WR9SYRVFCH09	11/29/2022	11/29/2024	2	3,750	1803.87	112			7		141			(42)				0001	
Franklin Global Trends Index	Fixed Annuity Hedge	N/A	Equity/Index	AEL 85LNZLR1WR9SYRVFCH09	11/30/2022	11/29/2024	1,465	352,654	240.7	11,567			723		19,886			(4,338)				0001	
Invesco Dynamic Growth Index	Fixed Annuity Hedge	N/A	Equity/Index	AEL 85LNZLR1WR9SYRVFCH09	11/30/2022	11/29/2024	396	1,029,899	2600.63	31,412			1,963		2,687			(11,779)				0001	
S&P 500 Dividend Aristocrats Daily Risk Control 5% Excess Return	Fixed Annuity Hedge	N/A	Equity/Index	AEL 85LNZLR1WR9SYRVFCH09	11/30/2022	11/29/2024	329	596,576	1811.32	18,434			1,152		20,076			(6,913)				0001	

STATEMENT AS OF SEPTEMBER 30, 2024 OF THE EAGLE LIFE INSURANCE COMPANY

SCHEDULE DB - PART A - SECTION 1

Showing all Options, Caps, Floors, Collars, Swaps and Forwards Open as of Current Statement Date

1	2	3	4	5	6	7	8	9	10	11	12	13	14	15	16	17	18	19	20	21	22	23	
Description	Description of Item(s) Hedged, Used for Income Generation or Replicated	Schedule/ Exhibit Identifier	Type(s) of Risk(s) (a)	Exchange, Counterparty or Central Clearinghouse	Trade Date	Date of Maturity or Expiration	Number of Contracts	Notional Amount	Strike Price, Rate or Index Received (Paid)	Cumulative Prior Year(s) Initial Cost of Un-discounted Premium (Received) Paid	Current Year Initial Cost of Un-discounted Premium (Received) Paid	Current Year Income	Book/ Adjusted Carrying Value	Code	Fair Value	Unrealized Valuation Increase/ (Decrease)	Total Foreign Exchange Change in B./A.C.V.	Current Year's (Amortization)/ Accretion	Adjustment to Carrying Value of Hedged Item	Potential Exposure	Credit Quality of Reference Entity	Hedge Effectiveness at Inception and at Quarter-end (b)	
Invesco Dynamic Growth Index	Fixed Annuity Hedge	N/A	Equity/Index	AEL 85LNZLR1WR9SYRVFCH09	12/01/2022	11/29/2024	135	352,800	2609.95	10,796			1,125		690			(4,048)				0001	
S&P 500 Dividend Aristocrats Daily Risk Control 5% Excess Return	Fixed Annuity Hedge	N/A	Equity/Index	AEL 85LNZLR1WR9SYRVFCH09	12/02/2022	12/02/2024	123	223,197	1813.74	6,629			691		7,244			(2,486)				0001	
S&P 500 Dividend Aristocrats Daily Risk Control 5% Excess Return	Fixed Annuity Hedge	N/A	Equity/Index	AEL 85LNZLR1WR9SYRVFCH09	12/05/2022	12/05/2024	119	214,613	1806.17	6,395			666		7,846			(2,398)				0001	
Invesco Dynamic Growth Index	Fixed Annuity Hedge	N/A	Equity/Index	AEL 85LNZLR1WR9SYRVFCH09	12/05/2022	12/05/2024	204	529,045	2599.25	16,189			1,686		1,604			(6,071)				0001	
Invesco Dynamic Growth Index	Fixed Annuity Hedge	N/A	Equity/Index	AEL 85LNZLR1WR9SYRVFCH09	12/06/2022	12/06/2024	150	390,021	2599.06	11,935			1,243		1,209			(4,475)				0001	
S&P 500 Dividend Aristocrats Daily Risk Control 5% Excess Return	Fixed Annuity Hedge	N/A	Equity/Index	AEL 85LNZLR1WR9SYRVFCH09	12/06/2022	12/06/2024	81	145,500	1802.9	4,540			473		5,580			(1,702)				0001	
S&P 500 Index Option PTP	Fixed Annuity Hedge	N/A	Equity/Index	AEL 85LNZLR1WR9SYRVFCH09	12/07/2022	12/06/2024	18	69,805	3933.92	8,141			848		22,680			(3,053)				0001	
S&P 500 Dividend Aristocrats Daily Risk Control 5% Excess Return	Fixed Annuity Hedge	N/A	Equity/Index	AEL 85LNZLR1WR9SYRVFCH09	12/07/2022	12/06/2024	69	124,559	1802.76	3,849			401		4,787			(1,443)				0001	
Invesco Dynamic Growth Index	Fixed Annuity Hedge	N/A	Equity/Index	AEL 85LNZLR1WR9SYRVFCH09	12/07/2022	12/06/2024	484	1,261,794	2604.69	38,737			4,035		3,339			(14,526)				0001	
Franklin Global Trends Index	Fixed Annuity Hedge	N/A	Equity/Index	AEL 85LNZLR1WR9SYRVFCH09	12/09/2022	12/09/2024	126	30,324	241.09	998			104		1,660			(374)				0001	
Invesco Dynamic Growth Index	Fixed Annuity Hedge	N/A	Equity/Index	AEL 85LNZLR1WR9SYRVFCH09	12/09/2022	12/09/2024	83	215,048	2594.04	6,602			688		800			(2,476)				0001	
S&P 500 Dividend Aristocrats Daily Risk Control 5% Excess Return	Fixed Annuity Hedge	N/A	Equity/Index	AEL 85LNZLR1WR9SYRVFCH09	12/09/2022	12/09/2024	147	265,269	1801.6	7,879			821		10,379			(2,954)				0001	
Invesco Dynamic Growth Index	Fixed Annuity Hedge	N/A	Equity/Index	AEL 85LNZLR1WR9SYRVFCH09	12/12/2022	12/12/2024	197	512,307	2595.73	15,728			1,638		1,903			(5,898)				0001	
S&P 500 Dividend Aristocrats Daily Risk Control 5% Excess Return	Fixed Annuity Hedge	N/A	Equity/Index	AEL 85LNZLR1WR9SYRVFCH09	12/12/2022	12/12/2024	479	864,913	1806.92	25,774			2,685		31,422			(9,665)				0001	
Invesco Dynamic Growth Index	Fixed Annuity Hedge	N/A	Equity/Index	AEL 85LNZLR1WR9SYRVFCH09	12/13/2022	12/13/2024	781	2,034,345	2605.93	62,658			6,527		5,861			(23,497)				0001	
S&P 500 Dividend Aristocrats Daily Risk Control 5% Excess Return	Fixed Annuity Hedge	N/A	Equity/Index	AEL 85LNZLR1WR9SYRVFCH09	12/13/2022	12/13/2024	50	89,634	1809.79	2,689			280		3,123			(1,008)				0001	
Franklin Global Trends Index	Fixed Annuity Hedge	N/A	Equity/Index	AEL 85LNZLR1WR9SYRVFCH09	12/14/2022	12/13/2024	787	190,386	242.02	6,283			654		9,678			(2,356)				0001	
Invesco Dynamic Growth Index	Fixed Annuity Hedge	N/A	Equity/Index	AEL 85LNZLR1WR9SYRVFCH09	12/14/2022	12/13/2024	173	451,298	2603.76	13,900			1,448		1,378			(5,212)				0001	
S&P 500 Index Option PTP	Fixed Annuity Hedge	N/A	Equity/Index	AEL 85LNZLR1WR9SYRVFCH09	12/14/2022	12/13/2024	103	410,386	3995.32	44,219			4,606		95,901			(16,582)				0001	
S&P 500 Dividend Aristocrats Daily Risk Control 5% Excess Return	Fixed Annuity Hedge	N/A	Equity/Index	AEL 85LNZLR1WR9SYRVFCH09	12/14/2022	12/13/2024	16	28,373	1806.81	877			91		1,033			(329)				0001	
Invesco Dynamic Growth Index	Fixed Annuity Hedge	N/A	Equity/Index	AEL 85LNZLR1WR9SYRVFCH09	12/15/2022	12/13/2024	139	362,287	2599.22	11,122			1,159		1,247			(4,171)				0001	

E06.4

STATEMENT AS OF SEPTEMBER 30, 2024 OF THE EAGLE LIFE INSURANCE COMPANY

SCHEDULE DB - PART A - SECTION 1

Showing all Options, Caps, Floors, Collars, Swaps and Forwards Open as of Current Statement Date

1	2	3	4	5	6	7	8	9	10	11	12	13	14	15	16	17	18	19	20	21	22	23	
Description	Description of Item(s) Hedged, Used for Income Generation or Replicated	Schedule/ Exhibit Identifier	Type(s) of Risk(s) (a)	Exchange, Counterparty or Central Clearinghouse	Trade Date	Date of Maturity or Expiration	Number of Contracts	Notional Amount	Strike Price, Rate or Index Received (Paid)	Cumulative Prior Year(s) Initial Cost of Un-discounted Premium (Received) Paid	Current Year Initial Cost of Un-discounted Premium (Received) Paid	Current Year Income	Book/ Adjusted Carrying Value	Code	Fair Value	Unrealized Valuation Increase/ (Decrease)	Total Foreign Exchange Change in B./A.C.V.	Current Year's (Amortization)/ Accretion	Adjustment to Carrying Value of Hedged Item	Potential Exposure	Credit Quality of Reference Entity	Hedge Effectiveness at Inception and at Quarter-end (b)	
Invesco Dynamic Growth Index	Fixed Annuity Hedge	N/A	Equity/Index	AEL 85LNZLR1WR9SYRVFCH09	12/16/2022	12/16/2024	9	24,157	2593.37	.742			.77		100			(278)				0001	
S&P 500 Dividend Aristocrats Daily Risk Control 5% Excess Return	Fixed Annuity Hedge	N/A	Equity/Index	AEL 85LNZLR1WR9SYRVFCH09	12/19/2022	12/19/2024	49	87,300	1790.27	2,750			286		3,978			(1,031)				0001	
Invesco Dynamic Growth Index	Fixed Annuity Hedge	N/A	Equity/Index	AEL 85LNZLR1WR9SYRVFCH09	12/20/2022	12/20/2024	527	1,359,593	2578.42	41,740			4,348		8,356			(15,652)				0001	
S&P 500 Dividend Aristocrats Daily Risk Control 5% Excess Return	Fixed Annuity Hedge	N/A	Equity/Index	AEL 85LNZLR1WR9SYRVFCH09	12/20/2022	12/20/2024	176	314,644	1790.64	9,439			983		14,277			(3,540)				0001	
S&P 500 Index Option PTP	Fixed Annuity Hedge	N/A	Equity/Index	AEL 85LNZLR1WR9SYRVFCH09	12/21/2022	12/20/2024	61	235,314	3878.44	25,887			2,697		60,305			(9,708)				0001	
S&P 500 Dividend Aristocrats Daily Risk Control 5% Excess Return	Fixed Annuity Hedge	N/A	Equity/Index	AEL 85LNZLR1WR9SYRVFCH09	12/21/2022	12/20/2024	51	91,860	1795.9	2,848			297		3,901			(1,068)				0001	
Franklin Global Trends Index	Fixed Annuity Hedge	N/A	Equity/Index	AEL 85LNZLR1WR9SYRVFCH09	12/21/2022	12/20/2024	1,142	275,113	240.97	9,079			946		15,226			(3,405)				0001	
Invesco Dynamic Growth Index	Fixed Annuity Hedge	N/A	Equity/Index	AEL 85LNZLR1WR9SYRVFCH09	12/21/2022	12/20/2024	147	379,731	2584.89	11,658			1,214		2,020			(4,372)				0001	
Invesco Dynamic Growth Index	Fixed Annuity Hedge	N/A	Equity/Index	AEL 85LNZLR1WR9SYRVFCH09	12/22/2022	12/20/2024	255	658,274	2578.86	20,209			2,105		4,007			(7,578)				0001	
S&P 500 Dividend Aristocrats Daily Risk Control 5% Excess Return	Fixed Annuity Hedge	N/A	Equity/Index	AEL 85LNZLR1WR9SYRVFCH09	12/22/2022	12/20/2024	394	705,942	1792.83	21,955			2,287		31,173			(8,233)				0001	
Franklin Global Trends Index	Fixed Annuity Hedge	N/A	Equity/Index	AEL 85LNZLR1WR9SYRVFCH09	12/23/2022	12/23/2024	910	218,678	240.24	7,216			752		12,791			(2,706)				0001	
Invesco Dynamic Growth Index	Fixed Annuity Hedge	N/A	Equity/Index	AEL 85LNZLR1WR9SYRVFCH09	12/23/2022	12/23/2024	111	285,559	2577.67	8,767			913		1,833			(3,288)				0001	
S&P 500 Dividend Aristocrats Daily Risk Control 5% Excess Return	Fixed Annuity Hedge	N/A	Equity/Index	AEL 85LNZLR1WR9SYRVFCH09	12/27/2022	12/27/2024	9	15,308	1796.35	468			49		648			(176)				0001	
Invesco Dynamic Growth Index	Fixed Annuity Hedge	N/A	Equity/Index	AEL 85LNZLR1WR9SYRVFCH09	12/28/2022	12/27/2024	807	2,068,554	2562.81	63,298			6,594		18,478			(23,737)				0001	
S&P 500 Dividend Aristocrats Daily Risk Control 5% Excess Return	Fixed Annuity Hedge	N/A	Equity/Index	AEL 85LNZLR1WR9SYRVFCH09	12/28/2022	12/27/2024	52	93,530	1790.28	2,946			307		4,274			(1,105)				0001	
S&P 500 Dividend Aristocrats Daily Risk Control 5% Excess Return	Fixed Annuity Hedge	N/A	Equity/Index	AEL 85LNZLR1WR9SYRVFCH09	12/29/2022	12/27/2024	9	16,017	1795.8	479			50		683			(180)				0001	
Invesco Dynamic Growth Index	Fixed Annuity Hedge	N/A	Equity/Index	AEL 85LNZLR1WR9SYRVFCH09	12/29/2022	12/27/2024	298	767,308	2572.2	23,480			2,446		5,699			(8,805)				0001	
Invesco Dynamic Growth Index	Fixed Annuity Hedge	N/A	Equity/Index	AEL 85LNZLR1WR9SYRVFCH09	12/30/2022	12/30/2024	119	305,497	2569.16	9,348			974		2,463			(3,506)				0001	
S&P 500 Index Option PTP	Fixed Annuity Hedge	N/A	Equity/Index	AEL 85LNZLR1WR9SYRVFCH09	12/21/2022	12/21/2027	27	102,850	3878.44	11,859			7,609		20,363			(1,779)				0001	
S&P 500 Dividend Aristocrats Daily Risk Control 5% Excess Return	Fixed Annuity Hedge	N/A	Equity/Index	AEL 85LNZLR1WR9SYRVFCH09	01/04/2023	01/03/2025	15	27,459	1797.66	819			119		1,148			(307)				0001	
Invesco Dynamic Growth Index	Fixed Annuity Hedge	N/A	Equity/Index	AEL 85LNZLR1WR9SYRVFCH09	01/05/2023	01/03/2025	126	324,625	2579.66	9,934			1,449		2,189			(3,725)				0001	

E06.5

STATEMENT AS OF SEPTEMBER 30, 2024 OF THE EAGLE LIFE INSURANCE COMPANY

SCHEDULE DB - PART A - SECTION 1

Showing all Options, Caps, Floors, Collars, Swaps and Forwards Open as of Current Statement Date

1	2	3	4	5	6	7	8	9	10	11	12	13	14	15	16	17	18	19	20	21	22	23	
Description	Description of Item(s) Hedged, Used for Income Generation or Replicated	Schedule/ Exhibit Identifier	Type(s) of Risk(s) (a)	Exchange, Counterparty or Central Clearinghouse	Trade Date	Date of Maturity or Expiration	Number of Contracts	Notional Amount	Strike Price, Rate or Index Received (Paid)	Cumulative Prior Year(s) Initial Cost of Un-discounted Premium (Received) Paid	Current Year Initial Cost of Un-discounted Premium (Received) Paid	Current Year Income	Book/ Adjusted Carrying Value	Code	Fair Value	Unrealized Valuation Increase/ (Decrease)	Total Foreign Exchange Change in B./A.C.V.	Current Year's (Amortization)/ Accretion	Adjustment to Carrying Value of Hedged Item	Potential Exposure	Credit Quality of Reference Entity	Hedge Effectiveness at Inception and at Quarter-end (b)	
Invesco Dynamic Growth Index	Fixed Annuity Hedge	N/A	Equity/Index	AEL 85LNZLR1WR9SYRVFCH09	01/03/2023	01/03/2025	215	552,955	2571.41	16,920			2,468		4,387			(6,345)				0001	
Franklin Global Trends Index	Fixed Annuity Hedge	N/A	Equity/Index	AEL 85LNZLR1WR9SYRVFCH09	01/04/2023	01/03/2025	622	150,000	241.05	4,935			720		8,269			(1,851)				0001	
Invesco Dynamic Growth Index	Fixed Annuity Hedge	N/A	Equity/Index	AEL 85LNZLR1WR9SYRVFCH09	01/04/2023	01/03/2025	210	541,331	2583.86	16,565			2,416		3,351			(6,212)				0001	
Invesco Dynamic Growth Index	Fixed Annuity Hedge	N/A	Equity/Index	AEL 85LNZLR1WR9SYRVFCH09	01/09/2023	01/09/2025	452	1,176,000	2603.38	36,103			5,265		5,082			(13,539)				0001	
S&P 500 Dividend Aristocrats Daily Risk Control 5% Excess Return	Fixed Annuity Hedge	N/A	Equity/Index	AEL 85LNZLR1WR9SYRVFCH09	01/09/2023	01/09/2025	189	341,043	1799.78	10,675			1,557		13,916			(4,003)				0001	
Franklin Global Trends Index	Fixed Annuity Hedge	N/A	Equity/Index	AEL 85LNZLR1WR9SYRVFCH09	01/10/2023	01/10/2025	1,115	270,000	242.2	8,910			1,299		13,614			(3,341)				0001	
Invesco Dynamic Growth Index	Fixed Annuity Hedge	N/A	Equity/Index	AEL 85LNZLR1WR9SYRVFCH09	01/10/2023	01/10/2025	769	2,000,376	2600.59	61,412			8,956		9,274			(23,029)				0001	
S&P 500 Dividend Aristocrats Daily Risk Control 5% Excess Return	Fixed Annuity Hedge	N/A	Equity/Index	AEL 85LNZLR1WR9SYRVFCH09	01/10/2023	01/10/2025	596	1,073,374	1802.1	32,201			4,696		42,515			(12,075)				0001	
Franklin Global Trends Index	Fixed Annuity Hedge	N/A	Equity/Index	AEL 85LNZLR1WR9SYRVFCH09	01/11/2023	01/10/2025	220	53,557	242.96	1,767			258		2,535			(663)				0001	
Invesco Dynamic Growth Index	Fixed Annuity Hedge	N/A	Equity/Index	AEL 85LNZLR1WR9SYRVFCH09	01/11/2023	01/10/2025	566	1,476,433	2608.11	45,327			6,610		5,807			(16,997)				0001	
S&P 500 Index Option	Fixed Annuity Hedge	N/A	Equity/Index	AEL 85LNZLR1WR9SYRVFCH09	01/11/2023	01/10/2025	18	71,310	3969.61	10,732			1,565		32,922			(4,025)				0001	
PTPT	Fixed Annuity Hedge	N/A	Equity/Index	AEL 85LNZLR1WR9SYRVFCH09	01/11/2023	01/10/2025	18	71,310	3969.61	10,732			1,565		32,922			(4,025)				0001	
S&P 500 Dividend Aristocrats Daily Risk Control 5% Excess Return	Fixed Annuity Hedge	N/A	Equity/Index	AEL 85LNZLR1WR9SYRVFCH09	01/11/2023	01/10/2025	74	132,874	1807.44	4,146			605		4,896			(1,555)				0001	
S&P 500 Dividend Aristocrats Daily Risk Control 5% Excess Return	Fixed Annuity Hedge	N/A	Equity/Index	AEL 85LNZLR1WR9SYRVFCH09	01/12/2023	01/10/2025	32	58,200	1806.71	1,746			255		2,166			(655)				0001	
Invesco Dynamic Growth Index	Fixed Annuity Hedge	N/A	Equity/Index	AEL 85LNZLR1WR9SYRVFCH09	01/17/2023	01/17/2025	136	354,317	2611.87	10,913			1,591		1,380			(4,092)				0001	
Invesco Dynamic Growth Index	Fixed Annuity Hedge	N/A	Equity/Index	AEL 85LNZLR1WR9SYRVFCH09	01/18/2023	01/17/2025	230	602,210	2619.14	18,548			2,705		1,998			(6,956)				0001	
S&P 500 Index Option	Fixed Annuity Hedge	N/A	Equity/Index	AEL 85LNZLR1WR9SYRVFCH09	01/18/2023	01/17/2025	5	19,732	3928.86	2,858			417		9,417			(1,072)				0001	
PTPT	Fixed Annuity Hedge	N/A	Equity/Index	AEL 85LNZLR1WR9SYRVFCH09	01/18/2023	01/17/2025	5	19,732	3928.86	2,858			417		9,417			(1,072)				0001	
S&P 500 Dividend Aristocrats Daily Risk Control 5% Excess Return	Fixed Annuity Hedge	N/A	Equity/Index	AEL 85LNZLR1WR9SYRVFCH09	01/18/2023	01/17/2025	32	56,735	1798.19	1,702			248		2,374			(638)				0001	
Invesco Dynamic Growth Index	Fixed Annuity Hedge	N/A	Equity/Index	AEL 85LNZLR1WR9SYRVFCH09	01/19/2023	01/17/2025	80	209,051	2612.39	6,439			939		805			(2,415)				0001	
S&P 500 Dividend Aristocrats Daily Risk Control 5% Excess Return	Fixed Annuity Hedge	N/A	Equity/Index	AEL 85LNZLR1WR9SYRVFCH09	01/19/2023	01/17/2025	81	145,500	1791.06	4,481			654		6,642			(1,681)				0001	
Invesco Dynamic Growth Index	Fixed Annuity Hedge	N/A	Equity/Index	AEL 85LNZLR1WR9SYRVFCH09	01/20/2023	01/17/2025	80	208,775	2614.02	6,409			935		776			(2,404)				0001	
S&P 500 Dividend Aristocrats Daily Risk Control 5% Excess Return	Fixed Annuity Hedge	N/A	Equity/Index	AEL 85LNZLR1WR9SYRVFCH09	01/20/2023	01/20/2025	168	302,640	1798.29	9,412			1,373		12,667			(3,530)				0001	

STATEMENT AS OF SEPTEMBER 30, 2024 OF THE EAGLE LIFE INSURANCE COMPANY

SCHEDULE DB - PART A - SECTION 1

Showing all Options, Caps, Floors, Collars, Swaps and Forwards Open as of Current Statement Date

1	2	3	4	5	6	7	8	9	10	11	12	13	14	15	16	17	18	19	20	21	22	23	
Description	Description of Item(s) Hedged, Used for Income Generation or Replicated	Schedule/ Exhibit Identifier	Type(s) of Risk(s) (a)	Exchange, Counterparty or Central Clearinghouse	Trade Date	Date of Maturity or Expiration	Number of Contracts	Notional Amount	Strike Price, Rate or Index Received (Paid)	Cumulative Prior Year(s) Initial Cost of Un-discounted Premium (Received) Paid	Current Year Initial Cost of Un-discounted Premium (Received) Paid	Current Year Income	Book/ Adjusted Carrying Value	Code	Fair Value	Unrealized Valuation Increase/ (Decrease)	Total Foreign Exchange Change in B./A.C.V.	Current Year's (Amortization)/ Accretion	Adjustment to Carrying Value of Hedged Item	Potential Exposure	Credit Quality of Reference Entity	Hedge Effectiveness at Inception and at Quarter-end (b)	
S&P 500 Dividend Aristocrats Daily Risk Control 5% Excess Return	Fixed Annuity Hedge	N/A	Equity/Index	AEL 85LNZLR1WR9SYRVFCH09	01/24/2023	01/24/2025	297	536,006	1801.8	16,402			2,392		21,507			(6,151)				0001	
Invesco Dynamic Growth Index	Fixed Annuity Hedge	N/A	Equity/Index	AEL 85LNZLR1WR9SYRVFCH09	01/24/2023	01/24/2025	304	796,068	2617.01	24,519			3,576		2,978			(9,195)				0001	
Franklin Global Trends Index	Fixed Annuity Hedge	N/A	Equity/Index	AEL 85LNZLR1WR9SYRVFCH09	01/25/2023	01/24/2025	205	49,997	244.3	1,650			241		2,117			(619)				0001	
Invesco Dynamic Growth Index	Fixed Annuity Hedge	N/A	Equity/Index	AEL 85LNZLR1WR9SYRVFCH09	01/25/2023	01/24/2025	247	647,311	2618.24	19,937			2,908		2,358			(7,476)				0001	
S&P 500 Index Option	Fixed Annuity Hedge	N/A	Equity/Index	AEL 85LNZLR1WR9SYRVFCH09	01/25/2023	01/24/2025	67	269,460	4016.22	4,355			635		7,881			(1,633)				0001	
S&P 500 Dividend Aristocrats Daily Risk Control 5% Excess Return	Fixed Annuity Hedge	N/A	Equity/Index	AEL 85LNZLR1WR9SYRVFCH09	01/25/2023	01/24/2025	243	436,956	1800.12	13,502			1,969		17,913			(5,063)				0001	
S&P 500 Index Option	Fixed Annuity Hedge	N/A	Equity/Index	AEL 85LNZLR1WR9SYRVFCH09	01/26/2023	01/24/2025	65	265,697	4060.43	28,321			4,130		60,744			(10,620)				0001	
Invesco Dynamic Growth Index	Fixed Annuity Hedge	N/A	Equity/Index	AEL 85LNZLR1WR9SYRVFCH09	01/27/2023	01/27/2025	76	199,256	2617.69	6,117			892		757			(2,294)				0001	
S&P 500 Dividend Aristocrats Daily Risk Control 5% Excess Return	Fixed Annuity Hedge	N/A	Equity/Index	AEL 85LNZLR1WR9SYRVFCH09	01/27/2023	01/27/2025	6	11,292	1800.06	351			51		464			(132)				0001	
Invesco Dynamic Growth Index	Fixed Annuity Hedge	N/A	Equity/Index	AEL 85LNZLR1WR9SYRVFCH09	01/30/2023	01/30/2025	295	771,142	2610.58	23,674			3,452		3,484			(8,878)				0001	
S&P 500 Dividend Aristocrats Daily Risk Control 5% Excess Return	Fixed Annuity Hedge	N/A	Equity/Index	AEL 85LNZLR1WR9SYRVFCH09	01/31/2023	01/31/2025	54	96,677	1805.89	3,016			440		3,696			(1,131)				0001	
Invesco Dynamic Growth Index	Fixed Annuity Hedge	N/A	Equity/Index	AEL 85LNZLR1WR9SYRVFCH09	01/31/2023	01/31/2025	1,236	3,242,062	2622.53	99,531			14,515		11,560			(37,324)				0001	
Invesco Dynamic Growth Index	Fixed Annuity Hedge	N/A	Equity/Index	AEL 85LNZLR1WR9SYRVFCH09	02/01/2023	01/31/2025	86	225,580	2637.86	6,925			1,298		577			(2,597)				0001	
S&P 500 Index Option	Fixed Annuity Hedge	N/A	Equity/Index	AEL 85LNZLR1WR9SYRVFCH09	02/01/2023	01/31/2025	69	282,979	4119.21	19,472			3,651		43,511			(7,302)				0001	
Invesco Dynamic Growth Index	Fixed Annuity Hedge	N/A	Equity/Index	AEL 85LNZLR1WR9SYRVFCH09	02/02/2023	01/31/2025	13	35,280	2642.88	1,087			204		81			(407)				0001	
Franklin Global Trends Index	Fixed Annuity Hedge	N/A	Equity/Index	AEL 85LNZLR1WR9SYRVFCH09	02/03/2023	02/03/2025	387	94,050	243.17	3,104			582		4,415			(1,164)				0001	
Invesco Dynamic Growth Index	Fixed Annuity Hedge	N/A	Equity/Index	AEL 85LNZLR1WR9SYRVFCH09	02/03/2023	02/03/2025	403	1,059,025	2628.84	32,512			6,096		3,405			(12,192)				0001	
S&P 500 Dividend Aristocrats Daily Risk Control 5% Excess Return	Fixed Annuity Hedge	N/A	Equity/Index	AEL 85LNZLR1WR9SYRVFCH09	02/03/2023	02/03/2025	52	93,629	1810.28	2,931			549		3,384			(1,099)				0001	
Invesco Dynamic Growth Index	Fixed Annuity Hedge	N/A	Equity/Index	AEL 85LNZLR1WR9SYRVFCH09	02/06/2023	02/06/2025	115	300,094	2614.28	9,183			1,722		1,336			(3,444)				0001	
S&P 500 Dividend Aristocrats Daily Risk Control 5% Excess Return	Fixed Annuity Hedge	N/A	Equity/Index	AEL 85LNZLR1WR9SYRVFCH09	02/06/2023	02/06/2025	8	14,227	1806.55	445			83		542			(167)				0001	
Invesco Dynamic Growth Index	Fixed Annuity Hedge	N/A	Equity/Index	AEL 85LNZLR1WR9SYRVFCH09	02/07/2023	02/07/2025	321	839,889	2614.66	25,701			4,819		3,742			(9,638)				0001	
S&P 500 Dividend Aristocrats Daily Risk Control 5% Excess Return	Fixed Annuity Hedge	N/A	Equity/Index	AEL 85LNZLR1WR9SYRVFCH09	02/07/2023	02/07/2025	46	82,450	1808.48	2,564			481		3,063			(962)				0001	

STATEMENT AS OF SEPTEMBER 30, 2024 OF THE EAGLE LIFE INSURANCE COMPANY

SCHEDULE DB - PART A - SECTION 1

Showing all Options, Caps, Floors, Collars, Swaps and Forwards Open as of Current Statement Date

1	2	3	4	5	6	7	8	9	10	11	12	13	14	15	16	17	18	19	20	21	22	23	
Description	Description of Item(s) Hedged, Used for Income Generation or Replicated	Schedule/ Exhibit Identifier	Type(s) of Risk(s) (a)	Exchange, Counterparty or Central Clearinghouse	Trade Date	Date of Maturity or Expiration	Number of Contracts	Notional Amount	Strike Price, Rate or Index Received (Paid)	Cumulative Prior Year(s) Initial Cost of Un-discounted Premium (Received) Paid	Current Year Initial Cost of Un-discounted Premium (Received) Paid	Current Year Income	Book/ Adjusted Carrying Value	Code	Fair Value	Unrealized Valuation Increase/ (Decrease)	Total Foreign Exchange Change in B./A.C.V.	Current Year's (Amortization)/ Accretion	Adjustment to Carrying Value of Hedged Item	Potential Exposure	Credit Quality of Reference Entity	Hedge Effectiveness at Inception and at Quarter-end (b)	
S&P 500 Index Option PPTP	Fixed Annuity Hedge	N/A	Equity/Index	AEL 85LNZLR1WR9SYRVFCH09	02/08/2023	02/07/2025	58	240,777	4117.86	20,389			3,823		42,495			(7,646)				0001	
Franklin Global Trends Index	Fixed Annuity Hedge	N/A	Equity/Index	AEL 85LNZLR1WR9SYRVFCH09	02/08/2023	02/07/2025	371	89,872	242.42	2,948			553		4,492			(1,105)				0001	
Invesco Dynamic Growth Index	Fixed Annuity Hedge	N/A	Equity/Index	AEL 85LNZLR1WR9SYRVFCH09	02/08/2023	02/07/2025	1,132	2,957,399	2611.53	90,496			16,968		14,007			(33,936)				0001	
S&P 500 Dividend Aristocrats Daily Risk Control 5% Excess Return	Fixed Annuity Hedge	N/A	Equity/Index	AEL 85LNZLR1WR9SYRVFCH09	02/08/2023	02/07/2025	278	501,117	1803.22	15,234			2,856		19,931			(5,713)				0001	
Invesco Dynamic Growth Index	Fixed Annuity Hedge	N/A	Equity/Index	AEL 85LNZLR1WR9SYRVFCH09	02/09/2023	02/07/2025	537	1,398,940	2603.28	42,808			8,026		7,755			(16,053)				0001	
S&P 500 Dividend Aristocrats Daily Risk Control 5% Excess Return	Fixed Annuity Hedge	N/A	Equity/Index	AEL 85LNZLR1WR9SYRVFCH09	02/09/2023	02/07/2025	27	48,907	1797.92	1,516			284		2,078			(569)				0001	
Invesco Dynamic Growth Index	Fixed Annuity Hedge	N/A	Equity/Index	AEL 85LNZLR1WR9SYRVFCH09	02/10/2023	02/10/2025	612	1,591,336	2600.79	48,695			9,130		9,433			(18,261)				0001	
Invesco Dynamic Growth Index	Fixed Annuity Hedge	N/A	Equity/Index	AEL 85LNZLR1WR9SYRVFCH09	02/13/2023	02/13/2025	153	399,938	2606.13	12,198			2,287		2,194			(4,574)				0001	
S&P 500 Dividend Aristocrats Daily Risk Control 5% Excess Return	Fixed Annuity Hedge	N/A	Equity/Index	AEL 85LNZLR1WR9SYRVFCH09	02/13/2023	02/13/2025	40	72,790	1807.29	2,176			408		2,760			(816)				0001	
Franklin Global Trends Index	Fixed Annuity Hedge	N/A	Equity/Index	AEL 85LNZLR1WR9SYRVFCH09	02/14/2023	02/14/2025	74	17,965	241.62	589			110		958			(221)				0001	
Invesco Dynamic Growth Index	Fixed Annuity Hedge	N/A	Equity/Index	AEL 85LNZLR1WR9SYRVFCH09	02/14/2023	02/14/2025	1,269	3,300,591	2601.38	100,668			18,875		19,881			(37,751)				0001	
S&P 500 Index Option PPTP	Fixed Annuity Hedge	N/A	Equity/Index	AEL 85LNZLR1WR9SYRVFCH09	02/15/2023	02/14/2025	73	304,762	4147.6	27,996			5,249		58,982			(10,498)				0001	
S&P 500 Dividend Aristocrats Daily Risk Control 5% Excess Return	Fixed Annuity Hedge	N/A	Equity/Index	AEL 85LNZLR1WR9SYRVFCH09	02/15/2023	02/14/2025	443	800,036	1807.46	24,241			4,545		30,290			(9,090)				0001	
Franklin Global Trends Index	Fixed Annuity Hedge	N/A	Equity/Index	AEL 85LNZLR1WR9SYRVFCH09	02/15/2023	02/14/2025	512	123,428	241.09	4,036			757		6,847			(1,514)				0001	
Invesco Dynamic Growth Index	Fixed Annuity Hedge	N/A	Equity/Index	AEL 85LNZLR1WR9SYRVFCH09	02/15/2023	02/14/2025	560	1,455,545	2600.79	44,249			8,297		8,862			(16,593)				0001	
S&P 500 Dividend Aristocrats Daily Risk Control 5% Excess Return	Fixed Annuity Hedge	N/A	Equity/Index	AEL 85LNZLR1WR9SYRVFCH09	02/16/2023	02/14/2025	39	70,620	1804.75	2,062			387		2,768			(773)				0001	
Invesco Dynamic Growth Index	Fixed Annuity Hedge	N/A	Equity/Index	AEL 85LNZLR1WR9SYRVFCH09	02/17/2023	02/14/2025	371	963,903	2595.8	29,303			5,494		6,412			(10,988)				0001	
S&P 500 Dividend Aristocrats Daily Risk Control 5% Excess Return	Fixed Annuity Hedge	N/A	Equity/Index	AEL 85LNZLR1WR9SYRVFCH09	02/17/2023	02/14/2025	54	96,959	1805.95	2,812			527		3,743			(1,054)				0001	
Invesco Dynamic Growth Index	Fixed Annuity Hedge	N/A	Equity/Index	AEL 85LNZLR1WR9SYRVFCH09	02/21/2023	02/21/2025	194	500,099	2576.9	15,203			2,851		4,731			(5,701)				0001	
S&P 500 Dividend Aristocrats Daily Risk Control 5% Excess Return	Fixed Annuity Hedge	N/A	Equity/Index	AEL 85LNZLR1WR9SYRVFCH09	02/21/2023	02/21/2025	64	114,257	1794.3	3,485			653		5,107			(1,307)				0001	
Franklin Global Trends Index	Fixed Annuity Hedge	N/A	Equity/Index	AEL 85LNZLR1WR9SYRVFCH09	02/22/2023	02/21/2025	563	134,493	238.84	4,398			825		8,734			(1,649)				0001	
Invesco Dynamic Growth Index	Fixed Annuity Hedge	N/A	Equity/Index	AEL 85LNZLR1WR9SYRVFCH09	02/22/2023	02/21/2025	125	323,612	2578.95	9,838			1,845		2,964			(3,689)				0001	

STATEMENT AS OF SEPTEMBER 30, 2024 OF THE EAGLE LIFE INSURANCE COMPANY

SCHEDULE DB - PART A - SECTION 1

Showing all Options, Caps, Floors, Collars, Swaps and Forwards Open as of Current Statement Date

1	2	3	4	5	6	7	8	9	10	11	12	13	14	15	16	17	18	19	20	21	22	23	
Description	Description of Item(s) Hedged, Used for Income Generation or Replicated	Schedule/ Exhibit Identifier	Type(s) of Risk(s) (a)	Exchange, Counterparty or Central Clearinghouse	Trade Date	Date of Maturity or Expiration	Number of Contracts	Notional Amount	Strike Price, Rate or Index Received (Paid)	Cumulative Prior Year(s) Initial Cost of Un-discounted Premium (Received) Paid	Current Year Initial Cost of Un-discounted Premium (Received) Paid	Current Year Income	Book/ Adjusted Carrying Value	Code	Fair Value	Unrealized Valuation Increase/ (Decrease)	Total Foreign Exchange Change in B./A.C.V.	Current Year's (Amortization)/ Accretion	Adjustment to Carrying Value of Hedged Item	Potential Exposure	Credit Quality of Reference Entity	Hedge Effectiveness at Inception and at Quarter-end (b)	
S&P 500 Index Option PTPT	Fixed Annuity Hedge	N/A	Equity/Index	AEL 85LNZLR1WR9SYRVFCH09	02/22/2023	02/21/2025	11	45,543	3991.05	6,731			1,262		20,853			(2,524)				0001	
S&P 500 Dividend Aristocrats Daily Risk Control 5% Excess Return	Fixed Annuity Hedge	N/A	Equity/Index	AEL 85LNZLR1WR9SYRVFCH09	02/22/2023	02/21/2025	64	114,301	1794.23	3,452			647		5,113			(1,294)				0001	
Invesco Dynamic Growth Index	Fixed Annuity Hedge	N/A	Equity/Index	AEL 85LNZLR1WR9SYRVFCH09	02/23/2023	02/21/2025	85	220,672	2581.95	6,708			1,258		1,926			(2,516)				0001	
S&P 500 Dividend Aristocrats Daily Risk Control 5% Excess Return	Fixed Annuity Hedge	N/A	Equity/Index	AEL 85LNZLR1WR9SYRVFCH09	02/24/2023	02/24/2025	248	444,194	1792.97	12,882			2,415		20,193			(4,831)				0001	
Invesco Dynamic Growth Index	Fixed Annuity Hedge	N/A	Equity/Index	AEL 85LNZLR1WR9SYRVFCH09	02/24/2023	02/24/2025	129	331,971	2574	10,092			1,892		3,330			(3,784)				0001	
S&P 500 Dividend Aristocrats Daily Risk Control 5% Excess Return	Fixed Annuity Hedge	N/A	Equity/Index	AEL 85LNZLR1WR9SYRVFCH09	02/27/2023	02/27/2025	72	130,017	1793.56	3,770			707		5,880			(1,414)				0001	
Invesco Dynamic Growth Index	Fixed Annuity Hedge	N/A	Equity/Index	AEL 85LNZLR1WR9SYRVFCH09	02/27/2023	02/27/2025	63	163,145	2575.39	4,943			927		1,622			(1,854)				0001	
Invesco Dynamic Growth Index	Fixed Annuity Hedge	N/A	Equity/Index	AEL 85LNZLR1WR9SYRVFCH09	02/28/2023	02/28/2025	69	178,386	2575.3	5,405			1,013		1,784			(2,027)				0001	
S&P 500 Dividend Aristocrats Daily Risk Control 5% Excess Return	Fixed Annuity Hedge	N/A	Equity/Index	AEL 85LNZLR1WR9SYRVFCH09	02/28/2023	02/28/2025	114	204,208	1792.16	6,085			1,141		9,388			(2,282)				0001	
S&P 500 Index Option PTPT	Fixed Annuity Hedge	N/A	Equity/Index	AEL 85LNZLR1WR9SYRVFCH09	02/08/2023	02/08/2028	186	766,195	4117.86	88,879			59,993		144,052			(13,332)				0001	
S&P 500 Index Option PTPT	Fixed Annuity Hedge	N/A	Equity/Index	AEL 85LNZLR1WR9SYRVFCH09	02/09/2023	02/09/2028	101	413,070	4081.5	47,792			32,260		78,154			(7,169)				0001	
S&P 500 Index Option PTPT	Fixed Annuity Hedge	N/A	Equity/Index	AEL 85LNZLR1WR9SYRVFCH09	02/22/2023	02/22/2028	36	145,131	3991.05	24,846			16,771		39,530			(3,727)				0001	
Franklin Global Trends Index	Fixed Annuity Hedge	N/A	Equity/Index	AEL 85LNZLR1WR9SYRVFCH09	03/01/2023	02/28/2025	238	56,730	238.16	1,844			423		3,852			(691)				0001	
Invesco Dynamic Growth Index	Fixed Annuity Hedge	N/A	Equity/Index	AEL 85LNZLR1WR9SYRVFCH09	03/01/2023	02/28/2025	194	499,117	2570.6	15,123			3,466		5,358			(5,671)				0001	
S&P 500 Index Option PTPT	Fixed Annuity Hedge	N/A	Equity/Index	AEL 85LNZLR1WR9SYRVFCH09	03/01/2023	02/28/2025	88	346,337	3951.39	36,529			8,371		77,750			(13,698)				0001	
S&P 500 Dividend Aristocrats Daily Risk Control 5% Excess Return	Fixed Annuity Hedge	N/A	Equity/Index	AEL 85LNZLR1WR9SYRVFCH09	03/01/2023	02/28/2025	154	275,448	1789.08	8,346			1,913		13,107			(3,130)				0001	
Invesco Dynamic Growth Index	Fixed Annuity Hedge	N/A	Equity/Index	AEL 85LNZLR1WR9SYRVFCH09	03/02/2023	02/28/2025	114	294,000	2568.25	8,879			2,035		3,269			(3,330)				0001	
S&P 500 Dividend Aristocrats Daily Risk Control 5% Excess Return	Fixed Annuity Hedge	N/A	Equity/Index	AEL 85LNZLR1WR9SYRVFCH09	03/02/2023	02/28/2025	519	932,040	1794.21	28,054			6,429		41,858			(10,520)				0001	
Invesco Dynamic Growth Index	Fixed Annuity Hedge	N/A	Equity/Index	AEL 85LNZLR1WR9SYRVFCH09	03/03/2023	03/03/2025	171	442,117	2578.36	13,396			3,070		4,273			(5,024)				0001	
S&P 500 Dividend Aristocrats Daily Risk Control 5% Excess Return	Fixed Annuity Hedge	N/A	Equity/Index	AEL 85LNZLR1WR9SYRVFCH09	03/07/2023	03/07/2025	73	129,899	1789.42	3,949			905		6,178			(1,481)				0001	
Franklin Global Trends Index	Fixed Annuity Hedge	N/A	Equity/Index	AEL 85LNZLR1WR9SYRVFCH09	03/08/2023	03/07/2025	593	141,094	238.04	4,586			1,051		9,661			(1,720)				0001	
Invesco Dynamic Growth Index	Fixed Annuity Hedge	N/A	Equity/Index	AEL 85LNZLR1WR9SYRVFCH09	03/08/2023	03/07/2025	214	547,044	2562.19	16,521			3,786		6,808			(6,195)				0001	

E06.9

STATEMENT AS OF SEPTEMBER 30, 2024 OF THE EAGLE LIFE INSURANCE COMPANY

SCHEDULE DB - PART A - SECTION 1

Showing all Options, Caps, Floors, Collars, Swaps and Forwards Open as of Current Statement Date

1	2	3	4	5	6	7	8	9	10	11	12	13	14	15	16	17	18	19	20	21	22	23	
Description	Description of Item(s) Hedged, Used for Income Generation or Replicated	Schedule/ Exhibit Identifier	Type(s) of Risk(s) (a)	Exchange, Counterparty or Central Clearinghouse	Trade Date	Date of Maturity or Expiration	Number of Contracts	Notional Amount	Strike Price, Rate or Index Received (Paid)	Cumulative Prior Year(s) Initial Cost of Un-discounted Premium (Received) Paid	Current Year Initial Cost of Un-discounted Premium (Received) Paid	Current Year Income	Book/ Adjusted Carrying Value	Code	Fair Value	Unrealized Valuation Increase/ (Decrease)	Total Foreign Exchange Change in B./A.C.V.	Current Year's (Amortization)/ Accretion	Adjustment to Carrying Value of Hedged Item	Potential Exposure	Credit Quality of Reference Entity	Hedge Effectiveness at Inception and at Quarter-end (b)	
S&P 500 Index Option PTPT	Fixed Annuity Hedge	N/A	Equity/Index	AEL 85LNZLR1WR9SYRVFCH09	03/08/2023	03/07/2025	170	679,575	3992.01	72,264			16,560		149,716			(27,099)				0001	
S&P 500 Index Option PTPT	Fixed Annuity Hedge	N/A	Equity/Index	AEL 85LNZLR1WR9SYRVFCH09	03/08/2023	03/08/2028	49	193,767	3992.01	33,987			23,507		57,101			(5,098)				0001	
S&P 500 Dividend Aristocrats Daily Risk Control 5% Excess Return	Fixed Annuity Hedge	N/A	Equity/Index	AEL 85LNZLR1WR9SYRVFCH09	03/03/2023	03/03/2025	101	182,183	1800.01	5,447			1,248		7,658			(2,043)				0001	
Invesco Dynamic Growth Index	Fixed Annuity Hedge	N/A	Equity/Index	AEL 85LNZLR1WR9SYRVFCH09	03/06/2023	03/06/2025	385	990,566	2570.09	30,014			6,878		10,965			(11,255)				0001	
S&P 500 Dividend Aristocrats Daily Risk Control 5% Excess Return	Fixed Annuity Hedge	N/A	Equity/Index	AEL 85LNZLR1WR9SYRVFCH09	03/06/2023	03/06/2025	52	93,719	1798.26	2,840			651		4,029			(1,065)				0001	
Franklin Global Trends Index	Fixed Annuity Hedge	N/A	Equity/Index	AEL 85LNZLR1WR9SYRVFCH09	03/07/2023	03/07/2025	185	44,048	238.04	1,432			328		3,016			(537)				0001	
Invesco Dynamic Growth Index	Fixed Annuity Hedge	N/A	Equity/Index	AEL 85LNZLR1WR9SYRVFCH09	03/07/2023	03/07/2025	29	73,809	2563.38	2,229			511		903			(836)				0001	
S&P 500 Dividend Aristocrats Daily Risk Control 5% Excess Return	Fixed Annuity Hedge	N/A	Equity/Index	AEL 85LNZLR1WR9SYRVFCH09	03/08/2023	03/07/2025	392	701,197	1790.06	21,316			4,885		33,114			(7,994)				0001	
Invesco Dynamic Growth Index	Fixed Annuity Hedge	N/A	Equity/Index	AEL 85LNZLR1WR9SYRVFCH09	03/09/2023	03/07/2025	179	459,396	2561.12	13,874			3,179		5,803			(5,203)				0001	
S&P 500 Dividend Aristocrats Daily Risk Control 5% Excess Return	Fixed Annuity Hedge	N/A	Equity/Index	AEL 85LNZLR1WR9SYRVFCH09	03/09/2023	03/07/2025	11	18,915	1781.41	569			130		980			(214)				0001	
Invesco Dynamic Growth Index	Fixed Annuity Hedge	N/A	Equity/Index	AEL 85LNZLR1WR9SYRVFCH09	03/10/2023	03/10/2025	129	331,968	2571.17	10,125			2,320		3,672			(3,797)				0001	
S&P 500 Dividend Aristocrats Daily Risk Control 5% Excess Return	Fixed Annuity Hedge	N/A	Equity/Index	AEL 85LNZLR1WR9SYRVFCH09	03/10/2023	03/10/2025	78	138,803	1773.19	4,233			970		7,823			(1,588)				0001	
Franklin Global Trends Index	Fixed Annuity Hedge	N/A	Equity/Index	AEL 85LNZLR1WR9SYRVFCH09	03/13/2023	03/13/2025	511	121,846	238.26	4,045			927		8,235			(1,517)				0001	
Invesco Dynamic Growth Index	Fixed Annuity Hedge	N/A	Equity/Index	AEL 85LNZLR1WR9SYRVFCH09	03/13/2023	03/13/2025	32	82,425	2584.53	2,547			584		757			(955)				0001	
Invesco Dynamic Growth Index	Fixed Annuity Hedge	N/A	Equity/Index	AEL 85LNZLR1WR9SYRVFCH09	03/14/2023	03/14/2025	125	322,420	2581.63	9,898			2,268		3,106			(3,712)				0001	
S&P 500 Dividend Aristocrats Daily Risk Control 5% Excess Return	Fixed Annuity Hedge	N/A	Equity/Index	AEL 85LNZLR1WR9SYRVFCH09	03/14/2023	03/14/2025	9	15,215	1777.98	470			108		819			(176)				0001	
S&P 500 Index Option PTPT	Fixed Annuity Hedge	N/A	Equity/Index	AEL 85LNZLR1WR9SYRVFCH09	03/15/2023	03/14/2025	34	132,301	3891.93	8,805			2,018		20,922			(3,302)				0001	
S&P 500 Dividend Aristocrats Daily Risk Control 5% Excess Return	Fixed Annuity Hedge	N/A	Equity/Index	AEL 85LNZLR1WR9SYRVFCH09	03/15/2023	03/14/2025	1	1,319	1772.96	41			9		75			(16)				0001	
Invesco Dynamic Growth Index	Fixed Annuity Hedge	N/A	Equity/Index	AEL 85LNZLR1WR9SYRVFCH09	03/15/2023	03/14/2025	285	763,210	2587.54	23,660			5,422		6,723			(8,872)				0001	
Invesco Dynamic Growth Index	Fixed Annuity Hedge	N/A	Equity/Index	AEL 85LNZLR1WR9SYRVFCH09	03/16/2023	03/14/2025	172	443,838	2582.98	13,715			3,143		4,190			(5,143)				0001	

EOG-10

STATEMENT AS OF SEPTEMBER 30, 2024 OF THE EAGLE LIFE INSURANCE COMPANY

SCHEDULE DB - PART A - SECTION 1

Showing all Options, Caps, Floors, Collars, Swaps and Forwards Open as of Current Statement Date

1	2	3	4	5	6	7	8	9	10	11	12	13	14	15	16	17	18	19	20	21	22	23	
Description	Description of Item(s) Hedged, Used for Income Generation or Replicated	Schedule/ Exhibit Identifier	Type(s) of Risk(s) (a)	Exchange, Counterparty or Central Clearinghouse	Trade Date	Date of Maturity or Expiration	Number of Contracts	Notional Amount	Strike Price, Rate or Index Received (Paid)	Cumulative Prior Year(s) Initial Cost of Un-discounted Premium (Received) Paid	Current Year Initial Cost of Un-discounted Premium (Received) Paid	Current Year Income	Book/ Adjusted Carrying Value	Code	Fair Value	Unrealized Valuation Increase/ (Decrease)	Total Foreign Exchange Change in B./A.C.V.	Current Year's (Amortization)/ Accretion	Adjustment to Carrying Value of Hedged Item	Potential Exposure	Credit Quality of Reference Entity	Hedge Effectiveness at Inception and at Quarter-end (b)	
S&P 500 Dividend Aristocrats Daily Risk Control 5% Excess Return	Fixed Annuity Hedge	N/A	Equity/Index	AEL 85LNZLR1WR9SYRVFCH09	03/16/2023	03/14/2025	540	859,794	1777.12	28,410			6,511		52,086			(10,654)				0001	
S&P 500 Dividend Aristocrats Daily Risk Control 5% Excess Return	Fixed Annuity Hedge	N/A	Equity/Index	AEL 85LNZLR1WR9SYRVFCH09	03/17/2023	03/17/2025	21	37,350	1768.61	1,150			264		2,204			(431)				0001	
S&P 500 Dividend Aristocrats Daily Risk Control 5% Excess Return	Fixed Annuity Hedge	N/A	Equity/Index	AEL 85LNZLR1WR9SYRVFCH09	03/21/2023	03/21/2025	10	18,105	1779.74	552			127		959			(207)				0001	
Invesco Dynamic Growth Index	Fixed Annuity Hedge	N/A	Equity/Index	AEL 85LNZLR1WR9SYRVFCH09	03/21/2023	03/21/2025	486	1,256,749	2587.11	38,708			8,871		11,482			(14,515)				0001	
Franklin Global Trends Index	Fixed Annuity Hedge	N/A	Equity/Index	AEL 85LNZLR1WR9SYRVFCH09	03/22/2023	03/21/2025	394	94,644	240.17	3,123			716		5,652			(1,171)				0001	
Invesco Dynamic Growth Index	Fixed Annuity Hedge	N/A	Equity/Index	AEL 85LNZLR1WR9SYRVFCH09	03/22/2023	03/21/2025	288	744,891	2589.91	22,868			5,241		6,526			(8,576)				0001	
S&P 500 Index Option PTP	Fixed Annuity Hedge	N/A	Equity/Index	AEL 85LNZLR1WR9SYRVFCH09	03/22/2023	03/21/2025	5	17,973	3936.97	2,488			570		8,627			(933)				0001	
S&P 500 Dividend Aristocrats Daily Risk Control 5% Excess Return	Fixed Annuity Hedge	N/A	Equity/Index	AEL 85LNZLR1WR9SYRVFCH09	03/22/2023	03/21/2025	54	94,928	1770.16	2,895			664		5,525			(1,086)				0001	
Invesco Dynamic Growth Index	Fixed Annuity Hedge	N/A	Equity/Index	AEL 85LNZLR1WR9SYRVFCH09	03/23/2023	03/21/2025	371	964,255	2598.65	29,795			6,828		7,389			(11,173)				0001	
S&P 500 Dividend Aristocrats Daily Risk Control 5% Excess Return	Fixed Annuity Hedge	N/A	Equity/Index	AEL 85LNZLR1WR9SYRVFCH09	03/23/2023	03/21/2025	46	80,753	1767.34	2,463			564		4,827			(924)				0001	
S&P 500 Dividend Aristocrats Daily Risk Control 5% Excess Return	Fixed Annuity Hedge	N/A	Equity/Index	AEL 85LNZLR1WR9SYRVFCH09	03/27/2023	03/27/2025	154	273,366	1777.16	8,584			1,967		14,892			(3,219)				0001	
S&P 500 Dividend Aristocrats Daily Risk Control 5% Excess Return	Fixed Annuity Hedge	N/A	Equity/Index	AEL 85LNZLR1WR9SYRVFCH09	03/28/2023	03/28/2025	19	33,950	1779.42	1,063			244		1,809			(398)				0001	
Invesco Dynamic Growth Index	Fixed Annuity Hedge	N/A	Equity/Index	AEL 85LNZLR1WR9SYRVFCH09	03/28/2023	03/28/2025	190	493,506	2591.44	15,249			3,495		4,353			(5,718)				0001	
S&P 500 Index Option PTP	Fixed Annuity Hedge	N/A	Equity/Index	AEL 85LNZLR1WR9SYRVFCH09	03/29/2023	03/28/2025	69	278,795	4027.81	22,560			5,170		42,917			(8,460)				0001	
S&P 500 Dividend Aristocrats Daily Risk Control 5% Excess Return	Fixed Annuity Hedge	N/A	Equity/Index	AEL 85LNZLR1WR9SYRVFCH09	03/30/2023	03/28/2025	22	39,660	1786.54	1,198			274		1,964			(449)				0001	
Invesco Dynamic Growth Index	Fixed Annuity Hedge	N/A	Equity/Index	AEL 85LNZLR1WR9SYRVFCH09	03/20/2023	03/20/2025	43	112,079	2592.33	3,474			796		942			(1,303)				0001	
S&P 500 Dividend Aristocrats Daily Risk Control 5% Excess Return	Fixed Annuity Hedge	N/A	Equity/Index	AEL 85LNZLR1WR9SYRVFCH09	03/24/2023	03/24/2025	49	86,564	1773.59	2,554			585		4,879			(958)				0001	
Invesco Dynamic Growth Index	Fixed Annuity Hedge	N/A	Equity/Index	AEL 85LNZLR1WR9SYRVFCH09	03/24/2023	03/24/2025	177	462,090	2603.87	14,371			3,293		3,311			(5,389)				0001	
S&P 500 Dividend Aristocrats Daily Risk Control 5% Excess Return	Fixed Annuity Hedge	N/A	Equity/Index	AEL 85LNZLR1WR9SYRVFCH09	03/29/2023	03/28/2025	409	730,658	1784.72	21,993			5,040		36,877			(8,247)				0001	

EOG.11

STATEMENT AS OF SEPTEMBER 30, 2024 OF THE EAGLE LIFE INSURANCE COMPANY

SCHEDULE DB - PART A - SECTION 1

Showing all Options, Caps, Floors, Collars, Swaps and Forwards Open as of Current Statement Date

1	2	3	4	5	6	7	8	9	10	11	12	13	14	15	16	17	18	19	20	21	22	23	
Description	Description of Item(s) Hedged, Used for Income Generation or Replicated	Schedule/ Exhibit Identifier	Type(s) of Risk(s) (a)	Exchange, Counterparty or Central Clearinghouse	Trade Date	Date of Maturity or Expiration	Number of Contracts	Notional Amount	Strike Price, Rate or Index Received (Paid)	Cumulative Prior Year(s) Initial Cost of Un-discounted Premium (Received) Paid	Current Year Initial Cost of Un-discounted Premium (Received) Paid	Current Year Income	Book/ Adjusted Carrying Value	Code	Fair Value	Unrealized Valuation Increase/ (Decrease)	Total Foreign Exchange Change in B./A.C.V.	Current Year's (Amortization)/ Accretion	Adjustment to Carrying Value of Hedged Item	Potential Exposure	Credit Quality of Reference Entity	Hedge Effectiveness at Inception and at Quarter-end (b)	
Franklin Global Trends Index	Fixed Annuity Hedge	N/A	Equity/Index	AEL 85LNZLR1WR9SYRVFCH09	03/29/2023	03/28/2025	1,013	242,955	239.88	8,042			1,843		14,819			(3,016)				0001	
Invesco Dynamic Growth Index	Fixed Annuity Hedge	N/A	Equity/Index	AEL 85LNZLR1WR9SYRVFCH09	03/29/2023	03/28/2025	1,984	5,147,716	2595.02	158,550			36,334		43,042			(59,456)				0001	
Invesco Dynamic Growth Index	Fixed Annuity Hedge	N/A	Equity/Index	AEL 85LNZLR1WR9SYRVFCH09	03/30/2023	03/28/2025	55	142,057	2597.53	4,375			1,003		1,144			(1,641)				0001	
S&P 500 Dividend Aristocrats Daily Risk Control 5% Excess Return	Fixed Annuity Hedge	N/A	Equity/Index	AEL 85LNZLR1WR9SYRVFCH09	03/31/2023	03/31/2025	112	201,497	1794.75	6,267			1,436		9,145			(2,350)				0001	
Invesco Dynamic Growth Index	Fixed Annuity Hedge	N/A	Equity/Index	AEL 85LNZLR1WR9SYRVFCH09	03/31/2023	03/31/2025	66	172,580	2606.34	5,315			1,218		1,231			(1,993)				0001	
Invesco Dynamic Growth Index	Fixed Annuity Hedge	N/A	Equity/Index	AEL 85LNZLR1WR9SYRVFCH09	04/03/2023	04/03/2025	199	519,690	2617.2	16,058			4,349		3,173			(6,022)				0001	
Franklin Global Trends Index	Fixed Annuity Hedge	N/A	Equity/Index	AEL 85LNZLR1WR9SYRVFCH09	04/05/2023	04/04/2025	167	40,457	242.53	1,347			365		2,049			(505)				0001	
Invesco Dynamic Growth Index	Fixed Annuity Hedge	N/A	Equity/Index	AEL 85LNZLR1WR9SYRVFCH09	04/05/2023	04/04/2025	148	388,243	2627.99	12,036			3,260		2,001			(4,513)				0001	
S&P 500 Index Option PTP	Fixed Annuity Hedge	N/A	Equity/Index	AEL 85LNZLR1WR9SYRVFCH09	04/05/2023	04/04/2025	38	156,581	4090.38	15,630			4,233		31,025			(5,861)				0001	
S&P 500 Dividend Aristocrats Daily Risk Control 5% Excess Return	Fixed Annuity Hedge	N/A	Equity/Index	AEL 85LNZLR1WR9SYRVFCH09	04/06/2023	04/04/2025	139	247,981	1790.02	7,787			2,109		11,872			(2,920)				0001	
Invesco Dynamic Growth Index	Fixed Annuity Hedge	N/A	Equity/Index	AEL 85LNZLR1WR9SYRVFCH09	04/04/2023	04/04/2025	302	793,098	2622.24	24,586			6,659		4,490			(9,220)				0001	
S&P 500 Dividend Aristocrats Daily Risk Control 5% Excess Return	Fixed Annuity Hedge	N/A	Equity/Index	AEL 85LNZLR1WR9SYRVFCH09	04/05/2023	04/04/2025	68	121,688	1790.43	3,833			1,038		5,800			(1,437)				0001	
Invesco Dynamic Growth Index	Fixed Annuity Hedge	N/A	Equity/Index	AEL 85LNZLR1WR9SYRVFCH09	04/06/2023	04/04/2025	254	667,139	2628.13	20,681			5,601		3,430			(7,755)				0001	
Invesco Dynamic Growth Index	Fixed Annuity Hedge	N/A	Equity/Index	AEL 85LNZLR1WR9SYRVFCH09	04/10/2023	04/10/2025	13	33,551	2617.65	1,037			281		211			(389)				0001	
S&P 500 Dividend Aristocrats Daily Risk Control 5% Excess Return	Fixed Annuity Hedge	N/A	Equity/Index	AEL 85LNZLR1WR9SYRVFCH09	04/10/2023	04/10/2025	5	8,178	1791.89	253			68		385			(95)				0001	
Franklin Global Trends Index	Fixed Annuity Hedge	N/A	Equity/Index	AEL 85LNZLR1WR9SYRVFCH09	04/11/2023	04/11/2025	998	241,220	241.75	8,009			2,169		12,973			(3,003)				0001	
Invesco Dynamic Growth Index	Fixed Annuity Hedge	N/A	Equity/Index	AEL 85LNZLR1WR9SYRVFCH09	04/11/2023	04/11/2025	684	1,789,422	2616.69	55,293			14,975		11,470			(20,735)				0001	
Invesco Dynamic Growth Index	Fixed Annuity Hedge	N/A	Equity/Index	AEL 85LNZLR1WR9SYRVFCH09	04/12/2023	04/11/2025	96	252,393	2619.3	7,799			2,112		1,553			(2,925)				0001	
S&P 500 Index Option PTP	Fixed Annuity Hedge	N/A	Equity/Index	AEL 85LNZLR1WR9SYRVFCH09	04/12/2023	04/11/2025	13	52,447	4091.95	3,654			990		8,305			(1,370)				0001	
S&P 500 Dividend Aristocrats Daily Risk Control 5% Excess Return	Fixed Annuity Hedge	N/A	Equity/Index	AEL 85LNZLR1WR9SYRVFCH09	04/12/2023	04/11/2025	100	178,968	1792.81	5,620			1,522		8,345			(2,107)				0001	
Invesco Dynamic Growth Index	Fixed Annuity Hedge	N/A	Equity/Index	AEL 85LNZLR1WR9SYRVFCH09	04/13/2023	04/11/2025	200	524,745	2623.1	16,215			4,391		3,042			(6,080)				0001	
Invesco Dynamic Growth Index	Fixed Annuity Hedge	N/A	Equity/Index	AEL 85LNZLR1WR9SYRVFCH09	04/14/2023	04/14/2025	30	77,184	2615.46	2,377			644		512			(891)				0001	
S&P 500 Dividend Aristocrats Daily Risk Control 5% Excess Return	Fixed Annuity Hedge	N/A	Equity/Index	AEL 85LNZLR1WR9SYRVFCH09	04/14/2023	04/14/2025	82	146,804	1793.22	4,404			1,193		6,825			(1,652)				0001	

E06.12

STATEMENT AS OF SEPTEMBER 30, 2024 OF THE EAGLE LIFE INSURANCE COMPANY

SCHEDULE DB - PART A - SECTION 1

Showing all Options, Caps, Floors, Collars, Swaps and Forwards Open as of Current Statement Date

1	2	3	4	5	6	7	8	9	10	11	12	13	14	15	16	17	18	19	20	21	22	23	
Description	Description of Item(s) Hedged, Used for Income Generation or Replicated	Schedule/ Exhibit Identifier	Type(s) of Risk(s) (a)	Exchange, Counterparty or Central Clearinghouse	Trade Date	Date of Maturity or Expiration	Number of Contracts	Notional Amount	Strike Price, Rate or Index Received (Paid)	Cumulative Prior Year(s) Initial Cost of Un-discounted Premium (Received) Paid	Current Year Initial Cost of Un-discounted Premium (Received) Paid	Current Year Income	Book/ Adjusted Carrying Value	Code	Fair Value	Unrealized Valuation Increase/ (Decrease)	Total Foreign Exchange Change in B./A.C.V.	Current Year's (Amortization)/ Accretion	Adjustment to Carrying Value of Hedged Item	Potential Exposure	Credit Quality of Reference Entity	Hedge Effectiveness at Inception and at Quarter-end (b)	
Invesco Dynamic Growth Index	Fixed Annuity Hedge	N/A	Equity/Index	AEL 85LNZLR1WR9SYRVFCH09	04/17/2023	04/17/2025	5	12,044	2610.81	371			100		87			(139)				0001	
S&P 500 Dividend Aristocrats Daily Risk Control 5% Excess Return	Fixed Annuity Hedge	N/A	Equity/Index	AEL 85LNZLR1WR9SYRVFCH09	04/17/2023	04/17/2025	93	167,573	1796.91	5,262			1,425		7,497			(1,973)				0001	
Invesco Dynamic Growth Index	Fixed Annuity Hedge	N/A	Equity/Index	AEL 85LNZLR1WR9SYRVFCH09	04/18/2023	04/17/2025	48	124,409	2612.42	3,832			1,038		876			(1,437)				0001	
S&P 500 Dividend Aristocrats Daily Risk Control 5% Excess Return	Fixed Annuity Hedge	N/A	Equity/Index	AEL 85LNZLR1WR9SYRVFCH09	04/18/2023	04/17/2025	188	338,544	1797.48	10,452			2,831		15,051			(3,919)				0001	
Franklin Global Trends Index	Fixed Annuity Hedge	N/A	Equity/Index	AEL 85LNZLR1WR9SYRVFCH09	04/19/2023	04/17/2025	274	66,000	240.64	2,178			590		3,843			(817)				0001	
Invesco Dynamic Growth Index	Fixed Annuity Hedge	N/A	Equity/Index	AEL 85LNZLR1WR9SYRVFCH09	04/19/2023	04/17/2025	8	21,326	2608.1	655			177		160			(246)				0001	
S&P 500 Dividend Aristocrats Daily Risk Control 5% Excess Return	Fixed Annuity Hedge	N/A	Equity/Index	AEL 85LNZLR1WR9SYRVFCH09	04/19/2023	04/17/2025	258	463,800	1798.54	13,914			3,768		20,379			(5,218)				0001	
Invesco Dynamic Growth Index	Fixed Annuity Hedge	N/A	Equity/Index	AEL 85LNZLR1WR9SYRVFCH09	04/20/2023	04/17/2025	32	82,626	2612.26	2,537			687		583			(951)				0001	
S&P 500 Dividend Aristocrats Daily Risk Control 5% Excess Return	Fixed Annuity Hedge	N/A	Equity/Index	AEL 85LNZLR1WR9SYRVFCH09	04/20/2023	04/17/2025	58	105,145	1798.86	3,228			874		4,604			(1,210)				0001	
S&P 500 Index Option	Fixed Annuity Hedge	N/A	Equity/Index	AEL 85LNZLR1WR9SYRVFCH09	04/19/2023	04/18/2025	75	313,015	4154.52	27,744			7,514		59,652			(10,404)				0001	
PTPT	Fixed Annuity Hedge	N/A	Equity/Index	AEL 85LNZLR1WR9SYRVFCH09	04/21/2023	04/21/2025	152	397,097	2610.84	12,231			3,312		2,912			(4,586)				0001	
Invesco Dynamic Growth Index	Fixed Annuity Hedge	N/A	Equity/Index	AEL 85LNZLR1WR9SYRVFCH09	04/24/2023	04/24/2025	116	28,000	241.34	927			251		1,557			(348)				0001	
Franklin Global Trends Index	Fixed Annuity Hedge	N/A	Equity/Index	AEL 85LNZLR1WR9SYRVFCH09	04/24/2023	04/24/2025	116	303,794	2616.62	9,357			2,534		2,073			(3,509)				0001	
Invesco Dynamic Growth Index	Fixed Annuity Hedge	N/A	Equity/Index	AEL 85LNZLR1WR9SYRVFCH09	04/24/2023	04/24/2025	149	269,018	1802.23	8,313			2,251		11,392			(3,117)				0001	
S&P 500 Dividend Aristocrats Daily Risk Control 5% Excess Return	Fixed Annuity Hedge	N/A	Equity/Index	AEL 85LNZLR1WR9SYRVFCH09	04/25/2023	04/25/2025	111	198,760	1796	5,853			1,585		9,021			(2,195)				0001	
S&P 500 Dividend Aristocrats Daily Risk Control 5% Excess Return	Fixed Annuity Hedge	N/A	Equity/Index	AEL 85LNZLR1WR9SYRVFCH09	04/25/2023	04/25/2025	550	132,900	241.76	4,412			1,195		7,178			(1,655)				0001	
Franklin Global Trends Index	Fixed Annuity Hedge	N/A	Equity/Index	AEL 85LNZLR1WR9SYRVFCH09	04/25/2023	04/25/2025	411	1,076,685	2620.68	33,270			9,011		6,944			(12,476)				0001	
Invesco Dynamic Growth Index	Fixed Annuity Hedge	N/A	Equity/Index	AEL 85LNZLR1WR9SYRVFCH09	04/26/2023	04/25/2025	495	1,293,926	2612.2	39,982			10,829		9,464			(14,993)				0001	
S&P 500 Index Option	Fixed Annuity Hedge	N/A	Equity/Index	AEL 85LNZLR1WR9SYRVFCH09	04/26/2023	04/25/2025	67	272,192	4055.99	22,963			6,219		47,072			(8,611)				0001	
PTPT	Fixed Annuity Hedge	N/A	Equity/Index	AEL 85LNZLR1WR9SYRVFCH09	04/26/2023	04/25/2025	109	194,794	1788.15	6,039			1,635		9,605			(2,264)				0001	
S&P 500 Dividend Aristocrats Daily Risk Control 5% Excess Return	Fixed Annuity Hedge	N/A	Equity/Index	AEL 85LNZLR1WR9SYRVFCH09	04/27/2023	04/25/2025	175	457,860	2613.42	14,102			3,819		3,290			(5,288)				0001	

E06.13

STATEMENT AS OF SEPTEMBER 30, 2024 OF THE EAGLE LIFE INSURANCE COMPANY

SCHEDULE DB - PART A - SECTION 1

Showing all Options, Caps, Floors, Collars, Swaps and Forwards Open as of Current Statement Date

1	2	3	4	5	6	7	8	9	10	11	12	13	14	15	16	17	18	19	20	21	22	23	
Description	Description of Item(s) Hedged, Used for Income Generation or Replicated	Schedule/ Exhibit Identifier	Type(s) of Risk(s) (a)	Exchange, Counterparty or Central Clearinghouse	Trade Date	Date of Maturity or Expiration	Number of Contracts	Notional Amount	Strike Price, Rate or Index Received (Paid)	Cumulative Prior Year(s) Initial Cost of Un-discounted Premium (Received) Paid	Current Year Initial Cost of Un-discounted Premium (Received) Paid	Current Year Income	Book/ Adjusted Carrying Value	Code	Fair Value	Unrealized Valuation Increase/ (Decrease)	Total Foreign Exchange Change in B./A.C.V.	Current Year's (Amortization)/ Accretion	Adjustment to Carrying Value of Hedged Item	Potential Exposure	Credit Quality of Reference Entity	Hedge Effectiveness at Inception and at Quarter-end (b)	
S&P 500 Dividend Aristocrats Daily Risk Control 5% Excess Return	Fixed Annuity Hedge	N/A	Equity/Index	AEL 85LNZLR1WR9SYRVFCH09	04/27/2023	04/25/2025	792	1,425,900	1800.95	44,203			11,972		61,293			(16,576)				0001	
Invesco Dynamic Growth Index	Fixed Annuity Hedge	N/A	Equity/Index	AEL 85LNZLR1WR9SYRVFCH09	04/28/2023	04/28/2025	673	1,765,898	2623.18	54,390			14,731		11,124			(20,396)				0001	
S&P 500 Dividend Aristocrats Daily Risk Control 5% Excess Return	Fixed Annuity Hedge	N/A	Equity/Index	AEL 85LNZLR1WR9SYRVFCH09	04/28/2023	04/28/2025	410	741,320	1806.11	22,388			6,063		30,120			(8,395)				0001	
S&P 500 Index Option PTP	Fixed Annuity Hedge	N/A	Equity/Index	AEL 85LNZLR1WR9SYRVFCH09	04/05/2023	04/05/2028	45	183,488	4090.38	28,979			20,527		48,585			(4,347)				0001	
S&P 500 Dividend Aristocrats Daily Risk Control 5% Excess Return	Fixed Annuity Hedge	N/A	Equity/Index	AEL 85LNZLR1WR9SYRVFCH09	05/01/2023	05/01/2025	149	269,505	1807	8,436			2,636		10,862			(3,163)				0001	
Franklin Global Trends Index	Fixed Annuity Hedge	N/A	Equity/Index	AEL 85LNZLR1WR9SYRVFCH09	05/02/2023	05/02/2025	1,449	350,000	241.57	11,620			3,631		19,205			(4,358)				0001	
Invesco Dynamic Growth Index	Fixed Annuity Hedge	N/A	Equity/Index	AEL 85LNZLR1WR9SYRVFCH09	05/02/2023	05/02/2025	275	719,205	2615.07	22,223			6,945		5,199			(8,334)				0001	
S&P 500 Dividend Aristocrats Daily Risk Control 5% Excess Return	Fixed Annuity Hedge	N/A	Equity/Index	AEL 85LNZLR1WR9SYRVFCH09	05/02/2023	05/02/2025	337	606,690	1800.72	18,954			5,923		26,259			(7,108)				0001	
Franklin Global Trends Index	Fixed Annuity Hedge	N/A	Equity/Index	AEL 85LNZLR1WR9SYRVFCH09	05/03/2023	05/02/2025	449	108,648	242.17	3,607			1,127		5,714			(1,353)				0001	
Invesco Dynamic Growth Index	Fixed Annuity Hedge	N/A	Equity/Index	AEL 85LNZLR1WR9SYRVFCH09	05/03/2023	05/02/2025	39	101,724	2613.78	3,143			982		749			(1,179)				0001	
S&P 500 Index Option PTP	Fixed Annuity Hedge	N/A	Equity/Index	AEL 85LNZLR1WR9SYRVFCH09	05/03/2023	05/02/2025	99	403,200	4090.75	33,572			10,491		69,279			(12,590)				0001	
S&P 500 Index Option PTP	Fixed Annuity Hedge	N/A	Equity/Index	AEL 85LNZLR1WR9SYRVFCH09	05/03/2023	05/03/2028	47	190,307	4090.75	33,216			24,082		54,365			(4,982)				0001	
S&P 500 Dividend Aristocrats Daily Risk Control 5% Excess Return	Fixed Annuity Hedge	N/A	Equity/Index	AEL 85LNZLR1WR9SYRVFCH09	05/03/2023	05/02/2025	103	184,586	1797.96	5,667			1,771		8,234			(2,125)				0001	
Invesco Dynamic Growth Index	Fixed Annuity Hedge	N/A	Equity/Index	AEL 85LNZLR1WR9SYRVFCH09	05/04/2023	05/02/2025	84	220,500	2615.77	6,836			2,136		1,578			(2,563)				0001	
Invesco Dynamic Growth Index	Fixed Annuity Hedge	N/A	Equity/Index	AEL 85LNZLR1WR9SYRVFCH09	05/05/2023	05/05/2025	134	350,084	2617.92	10,853			3,391		2,459			(4,070)				0001	
S&P 500 Dividend Aristocrats Daily Risk Control 5% Excess Return	Fixed Annuity Hedge	N/A	Equity/Index	AEL 85LNZLR1WR9SYRVFCH09	05/05/2023	05/05/2025	119	214,939	1801.13	6,685			2,089		9,278			(2,507)				0001	
Invesco Dynamic Growth Index	Fixed Annuity Hedge	N/A	Equity/Index	AEL 85LNZLR1WR9SYRVFCH09	05/08/2023	05/08/2025	480	1,253,404	2611.27	38,856			12,142		9,802			(14,571)				0001	
Franklin Global Trends Index	Fixed Annuity Hedge	N/A	Equity/Index	AEL 85LNZLR1WR9SYRVFCH09	05/09/2023	05/09/2025	1,474	355,135	240.97	11,790			3,685		20,354			(4,421)				0001	
Invesco Dynamic Growth Index	Fixed Annuity Hedge	N/A	Equity/Index	AEL 85LNZLR1WR9SYRVFCH09	05/09/2023	05/09/2025	653	1,702,991	2609.54	52,622			16,445		13,697			(19,733)				0001	
S&P 500 Dividend Aristocrats Daily Risk Control 5% Excess Return	Fixed Annuity Hedge	N/A	Equity/Index	AEL 85LNZLR1WR9SYRVFCH09	05/09/2023	05/09/2025	69	124,391	1796.24	3,881			1,213		5,675			(1,455)				0001	
Invesco Dynamic Growth Index	Fixed Annuity Hedge	N/A	Equity/Index	AEL 85LNZLR1WR9SYRVFCH09	05/10/2023	05/09/2025	59	155,603	2618.8	4,824			1,507		1,098			(1,809)				0001	
Franklin Global Trends Index	Fixed Annuity Hedge	N/A	Equity/Index	AEL 85LNZLR1WR9SYRVFCH09	05/01/2023	05/01/2025	705	169,400	240.43	5,607			1,752		10,044			(2,103)				0001	

E06.14

STATEMENT AS OF SEPTEMBER 30, 2024 OF THE EAGLE LIFE INSURANCE COMPANY

SCHEDULE DB - PART A - SECTION 1

Showing all Options, Caps, Floors, Collars, Swaps and Forwards Open as of Current Statement Date

1	2	3	4	5	6	7	8	9	10	11	12	13	14	15	16	17	18	19	20	21	22	23	
Description	Description of Item(s) Hedged, Used for Income Generation or Replicated	Schedule/ Exhibit Identifier	Type(s) of Risk(s) (a)	Exchange, Counterparty or Central Clearinghouse	Trade Date	Date of Maturity or Expiration	Number of Contracts	Notional Amount	Strike Price, Rate or Index Received (Paid)	Cumulative Prior Year(s) Initial Cost of Un-discounted Premium (Received) Paid	Current Year Initial Cost of Un-discounted Premium (Received) Paid	Current Year Income	Book/ Adjusted Carrying Value	Code	Fair Value	Unrealized Valuation Increase/ (Decrease)	Total Foreign Exchange Change in B./A.C.V.	Current Year's (Amortization)/ Accretion	Adjustment to Carrying Value of Hedged Item	Potential Exposure	Credit Quality of Reference Entity	Hedge Effectiveness at Inception and at Quarter-end (b)	
Invesco Dynamic Growth Index	Fixed Annuity Hedge	N/A	Equity/Index	AEL 85LNZLR1WR9SYRVFCH09	05/01/2023	05/01/2025	143	375,096	2615.55	11,553			3,610		2,681			(4,332)				0001	
S&P 500 Index Option	Fixed Annuity Hedge	N/A	Equity/Index	AEL 85LNZLR1WR9SYRVFCH09	05/10/2023	05/09/2025	27	112,434	4137.64	7,809			2,440		17,584			(2,929)				0001	
PTPT	Fixed Annuity Hedge	N/A	Equity/Index	AEL 85LNZLR1WR9SYRVFCH09	05/10/2023	05/10/2028	25	103,806	4137.64	16,822			12,196		28,194			(2,523)				0001	
S&P 500 Dividend Aristocrats Daily Risk Control 5% Excess Return	Fixed Annuity Hedge	N/A	Equity/Index	AEL 85LNZLR1WR9SYRVFCH09	05/10/2023	05/09/2025	201	360,595	1796.23	11,178			3,493		16,453			(4,192)				0001	
Franklin Global Trends Index	Fixed Annuity Hedge	N/A	Equity/Index	AEL 85LNZLR1WR9SYRVFCH09	05/11/2023	05/09/2025	708	171,000	241.49	5,694			1,779		9,458			(2,135)				0001	
Invesco Dynamic Growth Index	Fixed Annuity Hedge	N/A	Equity/Index	AEL 85LNZLR1WR9SYRVFCH09	05/11/2023	05/09/2025	760	1,988,609	2618.19	61,647			19,265		14,151			(23,118)				0001	
S&P 500 Dividend Aristocrats Daily Risk Control 5% Excess Return	Fixed Annuity Hedge	N/A	Equity/Index	AEL 85LNZLR1WR9SYRVFCH09	05/12/2023	05/12/2025	1,189	2,133,398	1794.89	65,922			20,601		98,893			(24,721)				0001	
Invesco Dynamic Growth Index	Fixed Annuity Hedge	N/A	Equity/Index	AEL 85LNZLR1WR9SYRVFCH09	05/12/2023	05/12/2025	2	4,258	2612.17	132			41		33			(50)				0001	
Invesco Dynamic Growth Index	Fixed Annuity Hedge	N/A	Equity/Index	AEL 85LNZLR1WR9SYRVFCH09	05/15/2023	05/15/2025	108	281,300	2609.44	8,720			2,725		2,317			(3,270)				0001	
Invesco Dynamic Growth Index	Fixed Annuity Hedge	N/A	Equity/Index	AEL 85LNZLR1WR9SYRVFCH09	05/16/2023	05/16/2025	317	824,020	2599.12	25,462			7,957		7,830			(9,548)				0001	
S&P 500 Dividend Aristocrats Daily Risk Control 5% Excess Return	Fixed Annuity Hedge	N/A	Equity/Index	AEL 85LNZLR1WR9SYRVFCH09	05/16/2023	05/16/2025	83	148,389	1787.08	4,625			1,445		7,467			(1,734)				0001	
Franklin Global Trends Index	Fixed Annuity Hedge	N/A	Equity/Index	AEL 85LNZLR1WR9SYRVFCH09	05/17/2023	05/16/2025	420	100,982	240.19	3,353			1,048		6,108			(1,257)				0001	
Invesco Dynamic Growth Index	Fixed Annuity Hedge	N/A	Equity/Index	AEL 85LNZLR1WR9SYRVFCH09	05/17/2023	05/16/2025	215	559,017	2600.7	17,274			5,398		5,202			(6,478)				0001	
S&P 500 Index Option	Fixed Annuity Hedge	N/A	Equity/Index	AEL 85LNZLR1WR9SYRVFCH09	05/17/2023	05/16/2025	95	393,006	4158.77	40,231			12,572		80,523			(15,087)				0001	
PTPT	Fixed Annuity Hedge	N/A	Equity/Index	AEL 85LNZLR1WR9SYRVFCH09	05/17/2023	05/17/2028	30	122,745	4158.77	19,837			14,382		31,794			(2,976)				0001	
S&P 500 Dividend Aristocrats Daily Risk Control 5% Excess Return	Fixed Annuity Hedge	N/A	Equity/Index	AEL 85LNZLR1WR9SYRVFCH09	05/18/2023	05/16/2025	142	254,140	1793.11	7,853			2,454		12,027			(2,945)				0001	
Invesco Dynamic Growth Index	Fixed Annuity Hedge	N/A	Equity/Index	AEL 85LNZLR1WR9SYRVFCH09	05/18/2023	05/16/2025	12	30,731	2596.65	947			296		302			(355)				0001	
Invesco Dynamic Growth Index	Fixed Annuity Hedge	N/A	Equity/Index	AEL 85LNZLR1WR9SYRVFCH09	05/19/2023	05/19/2025	252	652,927	2593.5	20,110			6,284		6,743			(7,541)				0001	
S&P 500 Dividend Aristocrats Daily Risk Control 5% Excess Return	Fixed Annuity Hedge	N/A	Equity/Index	AEL 85LNZLR1WR9SYRVFCH09	05/22/2023	05/22/2025	217	388,708	1789.14	11,933			3,729		19,213			(4,475)				0001	
Invesco Dynamic Growth Index	Fixed Annuity Hedge	N/A	Equity/Index	AEL 85LNZLR1WR9SYRVFCH09	05/22/2023	05/22/2025	268	693,274	2587.99	21,353			6,673		7,750			(8,007)				0001	
Franklin Global Trends Index	Fixed Annuity Hedge	N/A	Equity/Index	AEL 85LNZLR1WR9SYRVFCH09	05/23/2023	05/23/2025	243	58,035	239.15	1,915			598		3,757			(718)				0001	
Invesco Dynamic Growth Index	Fixed Annuity Hedge	N/A	Equity/Index	AEL 85LNZLR1WR9SYRVFCH09	05/23/2023	05/23/2025	193	498,701	2581.36	15,310			4,784		6,072			(5,741)				0001	
S&P 500 Dividend Aristocrats Daily Risk Control 5% Excess Return	Fixed Annuity Hedge	N/A	Equity/Index	AEL 85LNZLR1WR9SYRVFCH09	05/23/2023	05/23/2025	65	116,618	1782.85	3,563			1,114		6,137			(1,336)				0001	

E06.15

STATEMENT AS OF SEPTEMBER 30, 2024 OF THE EAGLE LIFE INSURANCE COMPANY

SCHEDULE DB - PART A - SECTION 1

Showing all Options, Caps, Floors, Collars, Swaps and Forwards Open as of Current Statement Date

1	2	3	4	5	6	7	8	9	10	11	12	13	14	15	16	17	18	19	20	21	22	23	
Description	Description of Item(s) Hedged, Used for Income Generation or Replicated	Schedule/ Exhibit Identifier	Type(s) of Risk(s) (a)	Exchange, Counterparty or Central Clearinghouse	Trade Date	Date of Maturity or Expiration	Number of Contracts	Notional Amount	Strike Price, Rate or Index Received (Paid)	Cumulative Prior Year(s) Initial Cost of Un-discounted Premium (Received) Paid	Current Year Initial Cost of Un-discounted Premium (Received) Paid	Current Year Income	Book/ Adjusted Carrying Value	Code	Fair Value	Unrealized Valuation Increase/ (Decrease)	Total Foreign Exchange Change in B./A.C.V.	Current Year's (Amortization)/ Accretion	Adjustment to Carrying Value of Hedged Item	Potential Exposure	Credit Quality of Reference Entity	Hedge Effectiveness at Inception and at Quarter-end (b)	
Invesco Dynamic Growth Index	Fixed Annuity Hedge	N/A	Equity/Index	AEL 85LNZLR1WR9SYRVFCH09	.05/24/2023	.05/23/2025	165	424,454	2574.55	13,031			4,072		5,614			(4,887)				0001	
S&P 500 Index Option	Fixed Annuity Hedge	N/A	Equity/Index	AEL 85LNZLR1WR9SYRVFCH09	.05/24/2023	.05/23/2025	21	87,130	4115.24	10,039			3,137		28,519			(3,765)				0001	
PTPT	Fixed Annuity Hedge	N/A	Equity/Index	AEL 85LNZLR1WR9SYRVFCH09	.05/24/2023	.05/23/2025	34	60,310	1775.38	1,842			576		3,407			(691)				0001	
S&P 500 Dividend Aristocrats Daily Risk Control 5% Excess Return	Fixed Annuity Hedge	N/A	Equity/Index	AEL 85LNZLR1WR9SYRVFCH09	.05/24/2023	.05/23/2025	236	417,585	1771.17	12,903			4,032		24,520			(4,839)				0001	
S&P 500 Dividend Aristocrats Daily Risk Control 5% Excess Return	Fixed Annuity Hedge	N/A	Equity/Index	AEL 85LNZLR1WR9SYRVFCH09	.05/25/2023	.05/23/2025	2,028	481,632	237.49	15,846			4,952		34,454			(5,942)				0001	
Franklin Global Trends Index	Fixed Annuity Hedge	N/A	Equity/Index	AEL 85LNZLR1WR9SYRVFCH09	.05/25/2023	.05/23/2025	304	780,172	2563.82	23,951			7,485		11,713			(8,982)				0001	
Invesco Dynamic Growth Index	Fixed Annuity Hedge	N/A	Equity/Index	AEL 85LNZLR1WR9SYRVFCH09	.05/26/2023	.05/23/2025	296	70,616	238.8	2,316			724		4,671			(869)				0001	
Franklin Global Trends Index	Fixed Annuity Hedge	N/A	Equity/Index	AEL 85LNZLR1WR9SYRVFCH09	.05/26/2023	.05/23/2025	53	136,431	2565.96	4,161			1,300		1,998			(1,560)				0001	
S&P 500 Dividend Aristocrats Daily Risk Control 5% Excess Return	Fixed Annuity Hedge	N/A	Equity/Index	AEL 85LNZLR1WR9SYRVFCH09	.05/30/2023	.05/30/2025	7	12,611	1768.97	388			121		757			(146)				0001	
Invesco Dynamic Growth Index	Fixed Annuity Hedge	N/A	Equity/Index	AEL 85LNZLR1WR9SYRVFCH09	.05/30/2023	.05/30/2025	119	306,852	2571.6	9,390			2,934		4,275			(3,521)				0001	
S&P 500 Index Option	Fixed Annuity Hedge	N/A	Equity/Index	AEL 85LNZLR1WR9SYRVFCH09	.05/31/2023	.05/30/2025	76	316,661	4179.83	32,168			10,052		61,236			(12,063)				0001	
PTPT	Fixed Annuity Hedge	N/A	Equity/Index	AEL 85LNZLR1WR9SYRVFCH09	.05/31/2023	.05/30/2025	84	148,703	1763.43	4,542			1,420		9,369			(1,703)				0001	
S&P 500 Dividend Aristocrats Daily Risk Control 5% Excess Return	Fixed Annuity Hedge	N/A	Equity/Index	AEL 85LNZLR1WR9SYRVFCH09	.05/31/2023	.05/30/2025	44	79,525	1792.53	2,449			765		3,792			(919)				0001	
S&P 500 Dividend Aristocrats Daily Risk Control 5% Excess Return	Fixed Annuity Hedge	N/A	Equity/Index	AEL 85LNZLR1WR9SYRVFCH09	.05/19/2023	.05/19/2025	285	504,998	1772.86	15,356			4,799		29,199			(5,759)				0001	
Franklin Global Trends Index	Fixed Annuity Hedge	N/A	Equity/Index	AEL 85LNZLR1WR9SYRVFCH09	.05/31/2023	.05/30/2025	1,597	380,412	238.2	12,554			3,923		26,128			(4,708)				0001	
Invesco Dynamic Growth Index	Fixed Annuity Hedge	N/A	Equity/Index	AEL 85LNZLR1WR9SYRVFCH09	.05/31/2023	.05/30/2025	189	486,180	2572.74	14,926			4,664		6,683			(5,597)				0001	
S&P 500 Dividend Aristocrats Daily Risk Control 5% Excess Return	Fixed Annuity Hedge	N/A	Equity/Index	AEL 85LNZLR1WR9SYRVFCH09	.06/01/2023	.05/30/2025	630	1,113,835	1769.16	32,524			11,519		66,734			(12,196)				0001	
Invesco Dynamic Growth Index	Fixed Annuity Hedge	N/A	Equity/Index	AEL 85LNZLR1WR9SYRVFCH09	.06/02/2023	.06/02/2025	56	145,500	2585.32	4,467			1,582		1,733			(1,675)				0001	
Invesco Dynamic Growth Index	Fixed Annuity Hedge	N/A	Equity/Index	AEL 85LNZLR1WR9SYRVFCH09	.06/05/2023	.06/05/2025	302	780,592	2583.81	23,964			8,487		9,544			(8,987)				0001	
S&P 500 Dividend Aristocrats Daily Risk Control 5% Excess Return	Fixed Annuity Hedge	N/A	Equity/Index	AEL 85LNZLR1WR9SYRVFCH09	.06/05/2023	.06/05/2025	236	421,026	1783.97	12,336			4,369		22,032			(4,626)				0001	

E06.16

STATEMENT AS OF SEPTEMBER 30, 2024 OF THE EAGLE LIFE INSURANCE COMPANY

SCHEDULE DB - PART A - SECTION 1

Showing all Options, Caps, Floors, Collars, Swaps and Forwards Open as of Current Statement Date

1	2	3	4	5	6	7	8	9	10	11	12	13	14	15	16	17	18	19	20	21	22	23	
Description	Description of Item(s) Hedged, Used for Income Generation or Replicated	Schedule/ Exhibit Identifier	Type(s) of Risk(s) (a)	Exchange, Counterparty or Central Clearinghouse	Trade Date	Date of Maturity or Expiration	Number of Contracts	Notional Amount	Strike Price, Rate or Index Received (Paid)	Cumulative Prior Year(s) Initial Cost of Un-discounted Premium (Received) Paid	Current Year Initial Cost of Un-discounted Premium (Received) Paid	Current Year Income	Book/ Adjusted Carrying Value	Code	Fair Value	Unrealized Valuation Increase/ (Decrease)	Total Foreign Exchange Change in B./A.C.V.	Current Year's (Amortization)/ Accretion	Adjustment to Carrying Value of Hedged Item	Potential Exposure	Credit Quality of Reference Entity	Hedge Effectiveness at Inception and at Quarter-end (b)	
S&P 500 Dividend Aristocrats Daily Risk Control 5% Excess Return	Fixed Annuity Hedge	N/A	Equity/Index	AEL 85LNZLR1WR9SYRVFCH09	06/06/2023	06/06/2025	26	45,929	1785.88	1,400			496		2,360			(525)				0001	
Invesco Dynamic Growth Index	Fixed Annuity Hedge	N/A	Equity/Index	AEL 85LNZLR1WR9SYRVFCH09	06/06/2023	06/06/2025	109	281,300	2581.91	8,636			3,059		3,528			(3,238)				0001	
S&P 500 Index Option	Fixed Annuity Hedge	N/A	Equity/Index	AEL 85LNZLR1WR9SYRVFCH09	06/07/2023	06/06/2025	31	130,873	4267.52	12,646			4,479		30,396			(4,742)				0001	
S&P 500 Dividend Aristocrats Daily Risk Control 5% Excess Return	Fixed Annuity Hedge	N/A	Equity/Index	AEL 85LNZLR1WR9SYRVFCH09	06/07/2023	06/06/2025	267	479,312	1792.37	14,571			5,161		23,097			(5,464)				0001	
Franklin Global Trends Index	Fixed Annuity Hedge	N/A	Equity/Index	AEL 85LNZLR1WR9SYRVFCH09	06/07/2023	06/06/2025	3,793	908,994	239.68	29,815			10,559		57,106			(11,181)				0001	
Invesco Dynamic Growth Index	Fixed Annuity Hedge	N/A	Equity/Index	AEL 85LNZLR1WR9SYRVFCH09	06/07/2023	06/06/2025	595	1,531,301	2574.55	46,858			16,595		20,946			(17,572)				0001	
S&P 500 Index Option	Fixed Annuity Hedge	N/A	Equity/Index	AEL 85LNZLR1WR9SYRVFCH09	06/08/2023	06/06/2025		1,733	4293.93	235			83		637			(88)				0001	
S&P 500 Dividend Aristocrats Daily Risk Control 5% Excess Return	Fixed Annuity Hedge	N/A	Equity/Index	AEL 85LNZLR1WR9SYRVFCH09	06/08/2023	06/06/2025	227	406,561	1793.52	12,278			4,349		19,365			(4,604)				0001	
Invesco Dynamic Growth Index	Fixed Annuity Hedge	N/A	Equity/Index	AEL 85LNZLR1WR9SYRVFCH09	06/09/2023	06/09/2025	211	544,826	2581.13	16,672			5,905		6,948			(6,252)				0001	
S&P 500 Dividend Aristocrats Daily Risk Control 5% Excess Return	Fixed Annuity Hedge	N/A	Equity/Index	AEL 85LNZLR1WR9SYRVFCH09	06/12/2023	06/12/2025	166	298,275	1793.83	8,769			3,106		14,205			(3,288)				0001	
Invesco Dynamic Growth Index	Fixed Annuity Hedge	N/A	Equity/Index	AEL 85LNZLR1WR9SYRVFCH09	06/13/2023	06/13/2025	402	1,036,433	2581.06	31,715			11,232		13,357			(11,893)				0001	
S&P 500 Dividend Aristocrats Daily Risk Control 5% Excess Return	Fixed Annuity Hedge	N/A	Equity/Index	AEL 85LNZLR1WR9SYRVFCH09	06/13/2023	06/13/2025	828	1,490,383	1800.38	44,861			15,888		66,389			(16,823)				0001	
Franklin Global Trends Index	Fixed Annuity Hedge	N/A	Equity/Index	AEL 85LNZLR1WR9SYRVFCH09	06/14/2023	06/13/2025	20	4,907	241.85	161			57		268			(60)				0001	
Invesco Dynamic Growth Index	Fixed Annuity Hedge	N/A	Equity/Index	AEL 85LNZLR1WR9SYRVFCH09	06/14/2023	06/13/2025	188	485,000	2580.73	14,841			5,256		6,274			(5,565)				0001	
S&P 500 Index Option	Fixed Annuity Hedge	N/A	Equity/Index	AEL 85LNZLR1WR9SYRVFCH09	06/14/2023	06/13/2025	14	63,292	4372.59	8,264			2,927		20,548			(3,099)				0001	
S&P 500 Index Option	Fixed Annuity Hedge	N/A	Equity/Index	AEL 85LNZLR1WR9SYRVFCH09	06/14/2023	06/13/2025																0001	
PTPT	Fixed Annuity Hedge	N/A	Equity/Index	AEL 85LNZLR1WR9SYRVFCH09	06/14/2023	06/14/2028	28	123,364	4372.59	20,288			15,047		30,402			(3,043)				0001	
S&P 500 Dividend Aristocrats Daily Risk Control 5% Excess Return	Fixed Annuity Hedge	N/A	Equity/Index	AEL 85LNZLR1WR9SYRVFCH09	06/14/2023	06/13/2025	217	391,079	1799.37	11,537			4,086		17,605			(4,326)				0001	
S&P 500 Dividend Aristocrats Daily Risk Control 5% Excess Return	Fixed Annuity Hedge	N/A	Equity/Index	AEL 85LNZLR1WR9SYRVFCH09	06/15/2023	06/13/2025	255	460,546	1807.68	13,494			4,779		18,976			(5,060)				0001	
Franklin Global Trends Index	Fixed Annuity Hedge	N/A	Equity/Index	AEL 85LNZLR1WR9SYRVFCH09	06/15/2023	06/13/2025	626	152,193	243.19	4,992			1,768		7,572			(1,872)				0001	
Invesco Dynamic Growth Index	Fixed Annuity Hedge	N/A	Equity/Index	AEL 85LNZLR1WR9SYRVFCH09	06/15/2023	06/13/2025	194	505,728	2600.88	15,425			5,463		5,127			(5,784)				0001	
Invesco Dynamic Growth Index	Fixed Annuity Hedge	N/A	Equity/Index	AEL 85LNZLR1WR9SYRVFCH09	06/16/2023	06/16/2025	284	735,820	2593.45	22,443			7,948		8,242			(8,416)				0001	

E06.17

STATEMENT AS OF SEPTEMBER 30, 2024 OF THE EAGLE LIFE INSURANCE COMPANY

SCHEDULE DB - PART A - SECTION 1

Showing all Options, Caps, Floors, Collars, Swaps and Forwards Open as of Current Statement Date

1	2	3	4	5	6	7	8	9	10	11	12	13	14	15	16	17	18	19	20	21	22	23	
Description	Description of Item(s) Hedged, Used for Income Generation or Replicated	Schedule/ Exhibit Identifier	Type(s) of Risk(s) (a)	Exchange, Counterparty or Central Clearinghouse	Trade Date	Date of Maturity or Expiration	Number of Contracts	Notional Amount	Strike Price, Rate or Index Received (Paid)	Cumulative Prior Year(s) Initial Cost of Un-discounted Premium (Received) Paid	Current Year Initial Cost of Un-discounted Premium (Received) Paid	Current Year Income	Book/ Adjusted Carrying Value	Code	Fair Value	Unrealized Valuation Increase/ (Decrease)	Total Foreign Exchange Change in B./A.C.V.	Current Year's (Amortization)/ Accretion	Adjustment to Carrying Value of Hedged Item	Potential Exposure	Credit Quality of Reference Entity	Hedge Effectiveness at Inception and at Quarter-end (b)	
S&P 500 Dividend Aristocrats Daily Risk Control 5% Excess Return	Fixed Annuity Hedge	N/A	Equity/Index	AEL 85LNZLR1WR9SYRVFCH09	06/20/2023	06/20/2025	202	363,750	1801.69	10,694			3,788		16,048			(4,010)				0001	
Invesco Dynamic Growth Index	Fixed Annuity Hedge	N/A	Equity/Index	AEL 85LNZLR1WR9SYRVFCH09	06/20/2023	06/20/2025	388	1,004,507	2588.33	30,637			10,851		12,088			(11,489)				0001	
Invesco Dynamic Growth Index	Fixed Annuity Hedge	N/A	Equity/Index	AEL 85LNZLR1WR9SYRVFCH09	06/12/2023	06/12/2025	169	436,500	2584.55	13,357			4,731		5,385			(5,009)				0001	
S&P 500 Dividend Aristocrats Daily Risk Control 5% Excess Return	Fixed Annuity Hedge	N/A	Equity/Index	AEL 85LNZLR1WR9SYRVFCH09	06/16/2023	06/16/2025	49	89,078	1808.7	2,592			918		3,637			(972)				0001	
S&P 500 Index Option	Fixed Annuity Hedge	N/A	Equity/Index	AEL 85LNZLR1WR9SYRVFCH09	06/21/2023	06/20/2025	6	26,212	4365.69	2,213			784		4,745			(830)				0001	
Invesco Dynamic Growth Index	Fixed Annuity Hedge	N/A	Equity/Index	AEL 85LNZLR1WR9SYRVFCH09	06/22/2023	06/20/2025	117	303,743	2585.98	9,264			3,281		3,758			(3,474)				0001	
Franklin Global Trends Index	Fixed Annuity Hedge	N/A	Equity/Index	AEL 85LNZLR1WR9SYRVFCH09	06/23/2023	06/23/2025	219	52,500	239.76	1,722			610		3,296			(646)				0001	
Invesco Dynamic Growth Index	Fixed Annuity Hedge	N/A	Equity/Index	AEL 85LNZLR1WR9SYRVFCH09	06/23/2023	06/23/2025	3	8,730	2582.97	266			94		113			(100)				0001	
Invesco Dynamic Growth Index	Fixed Annuity Hedge	N/A	Equity/Index	AEL 85LNZLR1WR9SYRVFCH09	06/27/2023	06/27/2025	400	1,034,264	2586.63	31,545			11,172		12,916			(11,829)				0001	
S&P 500 Dividend Aristocrats Daily Risk Control 5% Excess Return	Fixed Annuity Hedge	N/A	Equity/Index	AEL 85LNZLR1WR9SYRVFCH09	06/27/2023	06/27/2025	257	463,903	1805.31	13,993			4,956		19,786			(5,247)				0001	
S&P 500 Index Option	Fixed Annuity Hedge	N/A	Equity/Index	AEL 85LNZLR1WR9SYRVFCH09	06/28/2023	06/27/2025	45	196,034	4376.86	24,336			8,619		60,528			(9,126)				0001	
S&P 500 Dividend Aristocrats Daily Risk Control 5% Excess Return	Fixed Annuity Hedge	N/A	Equity/Index	AEL 85LNZLR1WR9SYRVFCH09	06/28/2023	06/27/2025	84	151,807	1801.88	4,402			1,559		6,712			(1,651)				0001	
Franklin Global Trends Index	Fixed Annuity Hedge	N/A	Equity/Index	AEL 85LNZLR1WR9SYRVFCH09	06/28/2023	06/27/2025	136	32,688	240.65	1,069			379		1,942			(401)				0001	
Invesco Dynamic Growth Index	Fixed Annuity Hedge	N/A	Equity/Index	AEL 85LNZLR1WR9SYRVFCH09	06/28/2023	06/27/2025	146	378,232	2590.65	11,536			4,086		4,507			(4,326)				0001	
Franklin Global Trends Index	Fixed Annuity Hedge	N/A	Equity/Index	AEL 85LNZLR1WR9SYRVFCH09	06/29/2023	06/27/2025	468	112,500	240.19	3,667			1,299		6,881			(1,375)				0001	
Invesco Dynamic Growth Index	Fixed Annuity Hedge	N/A	Equity/Index	AEL 85LNZLR1WR9SYRVFCH09	06/29/2023	06/27/2025	228	588,614	2583.92	17,894			6,337		7,584			(6,710)				0001	
S&P 500 Dividend Aristocrats Daily Risk Control 5% Excess Return	Fixed Annuity Hedge	N/A	Equity/Index	AEL 85LNZLR1WR9SYRVFCH09	06/21/2023	06/20/2025	290	522,767	1802.43	15,849			5,613		22,886			(5,943)				0001	
Franklin Global Trends Index	Fixed Annuity Hedge	N/A	Equity/Index	AEL 85LNZLR1WR9SYRVFCH09	06/21/2023	06/20/2025	367	88,494	241.34	2,894			1,025		5,015			(1,085)				0001	
Invesco Dynamic Growth Index	Fixed Annuity Hedge	N/A	Equity/Index	AEL 85LNZLR1WR9SYRVFCH09	06/21/2023	06/20/2025	478	1,238,148	2589.09	37,764			13,375		14,766			(14,161)				0001	
S&P 500 Dividend Aristocrats Daily Risk Control 5% Excess Return	Fixed Annuity Hedge	N/A	Equity/Index	AEL 85LNZLR1WR9SYRVFCH09	06/22/2023	06/20/2025	288	518,015	1799.64	15,666			5,548		23,347			(5,875)				0001	
S&P 500 Dividend Aristocrats Daily Risk Control 5% Excess Return	Fixed Annuity Hedge	N/A	Equity/Index	AEL 85LNZLR1WR9SYRVFCH09	06/23/2023	06/23/2025	35	62,627	1794.91	1,835			650		2,967			(688)				0001	

EOG-18

STATEMENT AS OF SEPTEMBER 30, 2024 OF THE EAGLE LIFE INSURANCE COMPANY

SCHEDULE DB - PART A - SECTION 1

Showing all Options, Caps, Floors, Collars, Swaps and Forwards Open as of Current Statement Date

1	2	3	4	5	6	7	8	9	10	11	12	13	14	15	16	17	18	19	20	21	22	23	
Description	Description of Item(s) Hedged, Used for Income Generation or Replicated	Schedule/ Exhibit Identifier	Type(s) of Risk(s) (a)	Exchange, Counterparty or Central Clearinghouse	Trade Date	Date of Maturity or Expiration	Number of Contracts	Notional Amount	Strike Price, Rate or Index Received (Paid)	Cumulative Prior Year(s) Initial Cost of Un-discounted Premium (Received) Paid	Current Year Initial Cost of Un-discounted Premium (Received) Paid	Current Year Income	Book/ Adjusted Carrying Value	Code	Fair Value	Unrealized Valuation Increase/ (Decrease)	Total Foreign Exchange Change in B./A.C.V.	Current Year's (Amortization)/ Accretion	Adjustment to Carrying Value of Hedged Item	Potential Exposure	Credit Quality of Reference Entity	Hedge Effectiveness at Inception and at Quarter-end (b)	
Invesco Dynamic Growth Index	Fixed Annuity Hedge	N/A	Equity/Index	AEL 85LNZLR1WR9SYRVFCH09	06/26/2023	06/26/2025	21	54,809	2580.41	1,672			592		734			(627)				0001	
S&P 500 Dividend Aristocrats Daily Risk Control 5% Excess Return	Fixed Annuity Hedge	N/A	Equity/Index	AEL 85LNZLR1WR9SYRVFCH09	06/26/2023	06/26/2025	144	258,300	1799.9	7,620			2,699		11,650			(2,857)				0001	
Franklin Global Trends Index	Fixed Annuity Hedge	N/A	Equity/Index	AEL 85LNZLR1WR9SYRVFCH09	06/27/2023	06/27/2025	700	168,388	240.51	5,523			1,956		10,093			(2,071)				0001	
S&P 500 Dividend Aristocrats Daily Risk Control 5% Excess Return	Fixed Annuity Hedge	N/A	Equity/Index	AEL 85LNZLR1WR9SYRVFCH09	06/29/2023	06/27/2025	181	327,414	1806.74	9,626			3,409		13,754			(3,610)				0001	
S&P 500 Dividend Aristocrats Daily Risk Control 5% Excess Return	Fixed Annuity Hedge	N/A	Equity/Index	AEL 85LNZLR1WR9SYRVFCH09	06/30/2023	06/30/2025	81	146,676	1813.25	4,312			1,527		5,754			(1,617)				0001	
Invesco Dynamic Growth Index	Fixed Annuity Hedge	N/A	Equity/Index	AEL 85LNZLR1WR9SYRVFCH09	06/30/2023	06/30/2025	70	182,742	2598.45	5,555			1,968		2,001			(2,083)				0001	
Invesco Dynamic Growth Index	Fixed Annuity Hedge	N/A	Equity/Index	AEL 85LNZLR1WR9SYRVFCH09	07/28/2023	07/28/2025	4	10,600	2600.26	322			128		122			(121)				0001	
S&P 500 Dividend Aristocrats Daily Risk Control 5% Excess Return	Fixed Annuity Hedge	N/A	Equity/Index	AEL 85LNZLR1WR9SYRVFCH09	07/28/2023	07/28/2025	83	151,236	1831.04	4,537			1,796		4,967			(1,701)				0001	
Franklin Global Trends Index	Fixed Annuity Hedge	N/A	Equity/Index	AEL 85LNZLR1WR9SYRVFCH09	07/31/2023	07/31/2025	248	60,375	243.75	1,974			781		2,953			(740)				0001	
Invesco Dynamic Growth Index	Fixed Annuity Hedge	N/A	Equity/Index	AEL 85LNZLR1WR9SYRVFCH09	07/31/2023	07/31/2025	123	321,042	2603.74	9,760			3,863		3,573			(3,660)				0001	
S&P 500 Dividend Aristocrats Daily Risk Control 5% Excess Return	Fixed Annuity Hedge	N/A	Equity/Index	AEL 85LNZLR1WR9SYRVFCH09	07/31/2023	07/31/2025	135	247,350	1830.04	7,527			2,979		8,240			(2,823)				0001	
Invesco Dynamic Growth Index	Fixed Annuity Hedge	N/A	Equity/Index	AEL 85LNZLR1WR9SYRVFCH09	07/03/2023	07/03/2025	140	361,485	2590.58	10,989			4,350		4,374			(4,121)				0001	
S&P 500 Dividend Aristocrats Daily Risk Control 5% Excess Return	Fixed Annuity Hedge	N/A	Equity/Index	AEL 85LNZLR1WR9SYRVFCH09	07/03/2023	07/03/2025	86	155,333	1813.74	4,703			1,862		6,074			(1,764)				0001	
S&P 500 Index Option PTP	Fixed Annuity Hedge	N/A	Equity/Index	AEL 85LNZLR1WR9SYRVFCH09	07/05/2023	07/03/2025	55	243,505	4446.82	27,004			10,689		52,186			(10,127)				0001	
S&P 500 Index Option PTP	Fixed Annuity Hedge	N/A	Equity/Index	AEL 85LNZLR1WR9SYRVFCH09	07/05/2023	07/05/2028	84	374,902	4446.82	63,972			48,512		94,309			(9,596)				0001	
S&P 500 Dividend Aristocrats Daily Risk Control 5% Excess Return	Fixed Annuity Hedge	N/A	Equity/Index	AEL 85LNZLR1WR9SYRVFCH09	07/06/2023	07/03/2025	302	545,485	1804.25	16,092			6,370		23,614			(6,034)				0001	
Franklin Global Trends Index	Fixed Annuity Hedge	N/A	Equity/Index	AEL 85LNZLR1WR9SYRVFCH09	07/07/2023	07/07/2025	994	237,861	239.18	7,754			3,069		15,522			(2,908)				0001	
Invesco Dynamic Growth Index	Fixed Annuity Hedge	N/A	Equity/Index	AEL 85LNZLR1WR9SYRVFCH09	07/07/2023	07/07/2025	25	63,971	2552.59	1,945			770		1,182			(729)				0001	
Invesco Dynamic Growth Index	Fixed Annuity Hedge	N/A	Equity/Index	AEL 85LNZLR1WR9SYRVFCH09	07/05/2023	07/03/2025	28	71,572	2581.85	2,176			861		957			(816)				0001	
Invesco Dynamic Growth Index	Fixed Annuity Hedge	N/A	Equity/Index	AEL 85LNZLR1WR9SYRVFCH09	07/06/2023	07/03/2025	320	818,874	2560.15	24,730			9,789		13,885			(9,274)				0001	
S&P 500 Dividend Aristocrats Daily Risk Control 5% Excess Return	Fixed Annuity Hedge	N/A	Equity/Index	AEL 85LNZLR1WR9SYRVFCH09	07/07/2023	07/07/2025	862	1,553,975	1803.3	45,842			18,146		68,102			(17,191)				0001	

E06-19

STATEMENT AS OF SEPTEMBER 30, 2024 OF THE EAGLE LIFE INSURANCE COMPANY

SCHEDULE DB - PART A - SECTION 1

Showing all Options, Caps, Floors, Collars, Swaps and Forwards Open as of Current Statement Date

1	2	3	4	5	6	7	8	9	10	11	12	13	14	15	16	17	18	19	20	21	22	23	
Description	Description of Item(s) Hedged, Used for Income Generation or Replicated	Schedule/ Exhibit Identifier	Type(s) of Risk(s) (a)	Exchange, Counterparty or Central Clearinghouse	Trade Date	Date of Maturity or Expiration	Number of Contracts	Notional Amount	Strike Price, Rate or Index Received (Paid)	Cumulative Prior Year(s) Initial Cost of Un-discounted Premium (Received) Paid	Current Year Initial Cost of Un-discounted Premium (Received) Paid	Current Year Income	Book/ Adjusted Carrying Value	Code	Fair Value	Unrealized Valuation Increase/ (Decrease)	Total Foreign Exchange Change in B./A.C.V.	Current Year's (Amortization)/ Accretion	Adjustment to Carrying Value of Hedged Item	Potential Exposure	Credit Quality of Reference Entity	Hedge Effectiveness at Inception and at Quarter-end (b)	
Invesco Dynamic Growth Index	Fixed Annuity Hedge	N/A	Equity/Index	AEL 85LNZLR1WR9SYRVFCH09	07/10/2023	07/10/2025	23	57,828	2564.98	1,758			696		943			(659)				0001	
S&P 500 Dividend Aristocrats Daily Risk Control 5% Excess Return	Fixed Annuity Hedge	N/A	Equity/Index	AEL 85LNZLR1WR9SYRVFCH09	07/10/2023	07/10/2025	120	217,195	1807.9	6,561			2,597		9,088			(2,460)				0001	
Franklin Global Trends Index	Fixed Annuity Hedge	N/A	Equity/Index	AEL 85LNZLR1WR9SYRVFCH09	07/11/2023	07/11/2025	632	152,147	240.58	4,975			1,969		9,116			(1,866)				0001	
Invesco Dynamic Growth Index	Fixed Annuity Hedge	N/A	Equity/Index	AEL 85LNZLR1WR9SYRVFCH09	07/11/2023	07/11/2025	34	87,300	2582.13	2,654			1,051		1,184			(995)				0001	
S&P 500 Dividend Aristocrats Daily Risk Control 5% Excess Return	Fixed Annuity Hedge	N/A	Equity/Index	AEL 85LNZLR1WR9SYRVFCH09	07/11/2023	07/11/2025	16	29,100	1814.94	876			347		1,130			(328)				0001	
S&P 500 Index Option PTP	Fixed Annuity Hedge	N/A	Equity/Index	AEL 85LNZLR1WR9SYRVFCH09	07/12/2023	07/11/2025	47	208,113	4472.16	17,736			7,020		35,664			(6,651)				0001	
S&P 500 Dividend Aristocrats Daily Risk Control 5% Excess Return	Fixed Annuity Hedge	N/A	Equity/Index	AEL 85LNZLR1WR9SYRVFCH09	07/12/2023	07/11/2025	47	85,151	1816.81	2,577			1,020		3,238			(966)				0001	
Invesco Dynamic Growth Index	Fixed Annuity Hedge	N/A	Equity/Index	AEL 85LNZLR1WR9SYRVFCH09	07/12/2023	07/11/2025	46	120,386	2597.34	3,672			1,453		1,373			(1,377)				0001	
Invesco Dynamic Growth Index	Fixed Annuity Hedge	N/A	Equity/Index	AEL 85LNZLR1WR9SYRVFCH09	07/13/2023	07/11/2025	178	463,363	2610.06	14,133			5,594		4,546			(5,300)				0001	
S&P 500 Dividend Aristocrats Daily Risk Control 5% Excess Return	Fixed Annuity Hedge	N/A	Equity/Index	AEL 85LNZLR1WR9SYRVFCH09	07/13/2023	07/11/2025	141	256,852	1818.04	7,797			3,086		9,636			(2,924)				0001	
Invesco Dynamic Growth Index	Fixed Annuity Hedge	N/A	Equity/Index	AEL 85LNZLR1WR9SYRVFCH09	07/17/2023	07/17/2025	385	1,000,276	2597.22	30,508			12,076		11,597			(11,441)				0001	
S&P 500 Dividend Aristocrats Daily Risk Control 5% Excess Return	Fixed Annuity Hedge	N/A	Equity/Index	AEL 85LNZLR1WR9SYRVFCH09	07/17/2023	07/17/2025	58	106,076	1816.56	3,150			1,247		4,064			(1,181)				0001	
S&P 500 Dividend Aristocrats Daily Risk Control 5% Excess Return	Fixed Annuity Hedge	N/A	Equity/Index	AEL 85LNZLR1WR9SYRVFCH09	07/14/2023	07/14/2025	89	162,094	1816.07	4,921			1,948		6,229			(1,845)				0001	
Franklin Global Trends Index	Fixed Annuity Hedge	N/A	Equity/Index	AEL 85LNZLR1WR9SYRVFCH09	07/14/2023	07/14/2025	724	176,041	242.99	5,774			2,286		9,005			(2,165)				0001	
Invesco Dynamic Growth Index	Fixed Annuity Hedge	N/A	Equity/Index	AEL 85LNZLR1WR9SYRVFCH09	07/14/2023	07/14/2025	157	407,944	2593.53	12,442			4,925		4,899			(4,666)				0001	
Franklin Global Trends Index	Fixed Annuity Hedge	N/A	Equity/Index	AEL 85LNZLR1WR9SYRVFCH09	07/18/2023	07/18/2025	3,347	815,368	243.6	26,744			10,586		40,047			(10,029)				0001	
Invesco Dynamic Growth Index	Fixed Annuity Hedge	N/A	Equity/Index	AEL 85LNZLR1WR9SYRVFCH09	07/18/2023	07/18/2025	542	1,414,120	2607.08	43,131			17,073		14,651			(16,174)				0001	
S&P 500 Dividend Aristocrats Daily Risk Control 5% Excess Return	Fixed Annuity Hedge	N/A	Equity/Index	AEL 85LNZLR1WR9SYRVFCH09	07/18/2023	07/18/2025	606	1,102,297	1819.14	32,848			13,003		41,076			(12,318)				0001	
Invesco Dynamic Growth Index	Fixed Annuity Hedge	N/A	Equity/Index	AEL 85LNZLR1WR9SYRVFCH09	07/19/2023	07/18/2025	216	564,386	2615.14	17,214			6,814		5,311			(6,455)				0001	
S&P 500 Index Option PTP	Fixed Annuity Hedge	N/A	Equity/Index	AEL 85LNZLR1WR9SYRVFCH09	07/19/2023	07/18/2025	65	295,004	4565.72	24,095			9,537		41,227			(9,035)				0001	
Franklin Global Trends Index	Fixed Annuity Hedge	N/A	Equity/Index	AEL 85LNZLR1WR9SYRVFCH09	07/19/2023	07/18/2025	304	74,097	243.67	2,423			959		3,621			(909)				0001	

E06.20

STATEMENT AS OF SEPTEMBER 30, 2024 OF THE EAGLE LIFE INSURANCE COMPANY

SCHEDULE DB - PART A - SECTION 1

Showing all Options, Caps, Floors, Collars, Swaps and Forwards Open as of Current Statement Date

1	2	3	4	5	6	7	8	9	10	11	12	13	14	15	16	17	18	19	20	21	22	23	
Description	Description of Item(s) Hedged, Used for Income Generation or Replicated	Schedule/ Exhibit Identifier	Type(s) of Risk(s) (a)	Exchange, Counterparty or Central Clearinghouse	Trade Date	Date of Maturity or Expiration	Number of Contracts	Notional Amount	Strike Price, Rate or Index Received (Paid)	Cumulative Prior Year(s) Initial Cost of Un-discounted Premium (Received) Paid	Current Year Initial Cost of Un-discounted Premium (Received) Paid	Current Year Income	Book/ Adjusted Carrying Value	Code	Fair Value	Unrealized Valuation Increase/ (Decrease)	Total Foreign Exchange Change in B./A.C.V.	Current Year's (Amortization)/ Accretion	Adjustment to Carrying Value of Hedged Item	Potential Exposure	Credit Quality of Reference Entity	Hedge Effectiveness at Inception and at Quarter-end (b)	
S&P 500 Dividend Aristocrats Daily Risk Control 5% Excess Return	Fixed Annuity Hedge	N/A	Equity/Index	AEL 85LNZLR1WR9SYRVFCH09	.07/19/2023	07/18/2025	219	398,607	1822	12,078			4,781		14,387			(4,529)				0001	
Franklin Global Trends Index	Fixed Annuity Hedge	N/A	Equity/Index	AEL 85LNZLR1WR9SYRVFCH09	.07/20/2023	07/18/2025	79	19,200	242.86	628			249		.993			(235)				0001	
Invesco Dynamic Growth Index	Fixed Annuity Hedge	N/A	Equity/Index	AEL 85LNZLR1WR9SYRVFCH09	.07/20/2023	07/18/2025	213	555,547	2604.99	16,889			6,685		5,899			(6,333)				0001	
S&P 500 Dividend Aristocrats Daily Risk Control 5% Excess Return	Fixed Annuity Hedge	N/A	Equity/Index	AEL 85LNZLR1WR9SYRVFCH09	.07/20/2023	07/18/2025	73	134,158	1826.92	4,038			1,598		4,578			(1,514)				0001	
Invesco Dynamic Growth Index	Fixed Annuity Hedge	N/A	Equity/Index	AEL 85LNZLR1WR9SYRVFCH09	.07/21/2023	07/21/2025	23	59,317	2602.6	1,803			714		.653			(676)				0001	
S&P 500 Dividend Aristocrats Daily Risk Control 5% Excess Return	Fixed Annuity Hedge	N/A	Equity/Index	AEL 85LNZLR1WR9SYRVFCH09	.07/21/2023	07/21/2025	191	349,850	1828.71	10,426			4,127		11,727			(3,910)				0001	
Franklin Global Trends Index	Fixed Annuity Hedge	N/A	Equity/Index	AEL 85LNZLR1WR9SYRVFCH09	.07/24/2023	07/24/2025	625	151,846	242.99	4,965			1,965		7,801			(1,862)				0001	
Invesco Dynamic Growth Index	Fixed Annuity Hedge	N/A	Equity/Index	AEL 85LNZLR1WR9SYRVFCH09	.07/24/2023	07/24/2025	478	1,244,124	2603.62	37,946			15,020		13,629			(14,230)				0001	
S&P 500 Dividend Aristocrats Daily Risk Control 5% Excess Return	Fixed Annuity Hedge	N/A	Equity/Index	AEL 85LNZLR1WR9SYRVFCH09	.07/24/2023	07/24/2025	100	183,901	1830.32	5,571			2,205		6,067			(2,089)				0001	
Franklin Global Trends Index	Fixed Annuity Hedge	N/A	Equity/Index	AEL 85LNZLR1WR9SYRVFCH09	.07/25/2023	07/25/2025	648	157,500	243.19	5,135			2,032		7,985			(1,925)				0001	
Invesco Dynamic Growth Index	Fixed Annuity Hedge	N/A	Equity/Index	AEL 85LNZLR1WR9SYRVFCH09	.07/25/2023	07/25/2025	359	932,988	2600.13	28,363			11,227		10,665			(10,636)				0001	
S&P 500 Dividend Aristocrats Daily Risk Control 5% Excess Return	Fixed Annuity Hedge	N/A	Equity/Index	AEL 85LNZLR1WR9SYRVFCH09	.07/25/2023	07/25/2025	641	1,174,922	1832.29	35,600			14,092		37,917			(13,350)				0001	
Invesco Dynamic Growth Index	Fixed Annuity Hedge	N/A	Equity/Index	AEL 85LNZLR1WR9SYRVFCH09	.07/26/2023	07/25/2025	135	352,832	2609.38	10,726			4,246		3,624			(4,022)				0001	
S&P 500 Index Option PPT	Fixed Annuity Hedge	N/A	Equity/Index	AEL 85LNZLR1WR9SYRVFCH09	.07/26/2023	07/25/2025	25	114,495	4566.75	9,978			3,950		18,385			(3,742)				0001	
Franklin Global Trends Index	Fixed Annuity Hedge	N/A	Equity/Index	AEL 85LNZLR1WR9SYRVFCH09	.07/26/2023	07/25/2025	384	93,570	243.72	3,050			1,207		4,572			(1,144)				0001	
S&P 500 Dividend Aristocrats Daily Risk Control 5% Excess Return	Fixed Annuity Hedge	N/A	Equity/Index	AEL 85LNZLR1WR9SYRVFCH09	.07/26/2023	07/25/2025	45	83,077	1834.16	2,518			997		2,623			(944)				0001	
S&P 500 Dividend Aristocrats Daily Risk Control 5% Excess Return	Fixed Annuity Hedge	N/A	Equity/Index	AEL 85LNZLR1WR9SYRVFCH09	.07/27/2023	07/25/2025	33	59,958	1826.23	1,817			719		2,075			(682)				0001	
Invesco Dynamic Growth Index	Fixed Annuity Hedge	N/A	Equity/Index	AEL 85LNZLR1WR9SYRVFCH09	.07/27/2023	07/25/2025	57	147,036	2590.91	4,470			1,769		1,865			(1,676)				0001	
S&P 500 Dividend Aristocrats Daily Risk Control 5% Excess Return	Fixed Annuity Hedge	N/A	Equity/Index	AEL 85LNZLR1WR9SYRVFCH09	.08/01/2023	08/01/2025	266	486,587	1828.44	14,744			6,450		16,525			(5,529)				0001	
Invesco Dynamic Growth Index	Fixed Annuity Hedge	N/A	Equity/Index	AEL 85LNZLR1WR9SYRVFCH09	.08/01/2023	08/01/2025	4	9,474	2597.12	288			126		.114			(108)				0001	
Franklin Global Trends Index	Fixed Annuity Hedge	N/A	Equity/Index	AEL 85LNZLR1WR9SYRVFCH09	.08/02/2023	08/01/2025	866	208,867	241.07	6,809			2,979		12,211			(2,553)				0001	

E06.21

STATEMENT AS OF SEPTEMBER 30, 2024 OF THE EAGLE LIFE INSURANCE COMPANY

SCHEDULE DB - PART A - SECTION 1

Showing all Options, Caps, Floors, Collars, Swaps and Forwards Open as of Current Statement Date

1	2	3	4	5	6	7	8	9	10	11	12	13	14	15	16	17	18	19	20	21	22	23	
Description	Description of Item(s) Hedged, Used for Income Generation or Replicated	Schedule/ Exhibit Identifier	Type(s) of Risk(s) (a)	Exchange, Counterparty or Central Clearinghouse	Trade Date	Date of Maturity or Expiration	Number of Contracts	Notional Amount	Strike Price, Rate or Index Received (Paid)	Cumulative Prior Year(s) Initial Cost of Un-discounted Premium (Received) Paid	Current Year Initial Cost of Un-discounted Premium (Received) Paid	Current Year Income	Book/ Adjusted Carrying Value	Code	Fair Value	Unrealized Valuation Increase/ (Decrease)	Total Foreign Exchange Change in B./A.C.V.	Current Year's (Amortization)/ Accretion	Adjustment to Carrying Value of Hedged Item	Potential Exposure	Credit Quality of Reference Entity	Hedge Effectiveness at Inception and at Quarter-end (b)	
Invesco Dynamic Growth Index	Fixed Annuity Hedge	N/A	Equity/Index	AEL 85LNZLR1WR9SYRVFCH09	08/02/2023	08/01/2025	189	490,763	2589.95	14,919			6,527		6,388			(5,585)				0001	
S&P 500 Index Option	Fixed Annuity Hedge	N/A	Equity/Index	AEL 85LNZLR1WR9SYRVFCH09	08/02/2023	08/01/2025	73	327,780	4513.39	26,071			11,406		48,364			(9,776)				0001	
PTPT	Fixed Annuity Hedge	N/A	Equity/Index	AEL 85LNZLR1WR9SYRVFCH09	08/02/2023	08/01/2025	238	435,198	1826.3	13,143			5,750		15,143			(4,929)				0001	
S&P 500 Dividend Aristocrats Daily Risk Control 5% Excess Return	Fixed Annuity Hedge	N/A	Equity/Index	AEL 85LNZLR1WR9SYRVFCH09	08/02/2023	08/01/2025	95	246,022	2583.09	7,479			3,272		3,450			(2,805)				0001	
Invesco Dynamic Growth Index	Fixed Annuity Hedge	N/A	Equity/Index	AEL 85LNZLR1WR9SYRVFCH09	08/03/2023	08/01/2025	89	230,208	2594.02	7,021			3,072		2,909			(2,633)				0001	
Invesco Dynamic Growth Index	Fixed Annuity Hedge	N/A	Equity/Index	AEL 85LNZLR1WR9SYRVFCH09	08/08/2023	08/08/2025	16	28,724	1818.43	873			382		1,096			(327)				0001	
S&P 500 Dividend Aristocrats Daily Risk Control 5% Excess Return	Fixed Annuity Hedge	N/A	Equity/Index	AEL 85LNZLR1WR9SYRVFCH09	08/08/2023	08/08/2025	281	67,698	240.82	2,214			969		4,029			(830)				0001	
Franklin Global Trends Index	Fixed Annuity Hedge	N/A	Equity/Index	AEL 85LNZLR1WR9SYRVFCH09	08/09/2023	08/08/2025	160	413,792	2590.61	12,621			5,522		5,427			(4,733)				0001	
Invesco Dynamic Growth Index	Fixed Annuity Hedge	N/A	Equity/Index	AEL 85LNZLR1WR9SYRVFCH09	08/09/2023	08/08/2025	68	303,841	4467.71	31,630			13,838		61,102			(11,861)				0001	
PTPT	Fixed Annuity Hedge	N/A	Equity/Index	AEL 85LNZLR1WR9SYRVFCH09	08/09/2023	08/08/2025	24	44,021	1817.91	1,347			589		1,689			(505)				0001	
S&P 500 Dividend Aristocrats Daily Risk Control 5% Excess Return	Fixed Annuity Hedge	N/A	Equity/Index	AEL 85LNZLR1WR9SYRVFCH09	08/10/2023	08/08/2025	111	287,161	2583.76	8,758			3,832		4,054			(3,284)				0001	
Invesco Dynamic Growth Index	Fixed Annuity Hedge	N/A	Equity/Index	AEL 85LNZLR1WR9SYRVFCH09	08/10/2023	08/08/2025	67	121,410	1817.17	3,699			1,618		4,683			(1,387)				0001	
S&P 500 Dividend Aristocrats Daily Risk Control 5% Excess Return	Fixed Annuity Hedge	N/A	Equity/Index	AEL 85LNZLR1WR9SYRVFCH09	08/04/2023	08/04/2025	941	227,022	241.13	7,424			3,248		13,234			(2,784)				0001	
Franklin Global Trends Index	Fixed Annuity Hedge	N/A	Equity/Index	AEL 85LNZLR1WR9SYRVFCH09	08/04/2023	08/04/2025	257	667,320	2591.97	20,353			8,905		8,550			(7,632)				0001	
Invesco Dynamic Growth Index	Fixed Annuity Hedge	N/A	Equity/Index	AEL 85LNZLR1WR9SYRVFCH09	08/04/2023	08/04/2025	144	261,275	1816.5	7,838			3,429		10,202			(2,939)				0001	
S&P 500 Dividend Aristocrats Daily Risk Control 5% Excess Return	Fixed Annuity Hedge	N/A	Equity/Index	AEL 85LNZLR1WR9SYRVFCH09	08/11/2023	08/11/2025	5	8,645	1816.5	259			113		338			(97)				0001	
S&P 500 Dividend Aristocrats Daily Risk Control 5% Excess Return	Fixed Annuity Hedge	N/A	Equity/Index	AEL 85LNZLR1WR9SYRVFCH09	08/11/2023	08/11/2025	57	147,536	2577.6	4,485			1,962		2,235			(1,682)				0001	
Invesco Dynamic Growth Index	Fixed Annuity Hedge	N/A	Equity/Index	AEL 85LNZLR1WR9SYRVFCH09	08/11/2023	08/11/2025	80	145,500	1814.78	4,438			1,942		5,798			(1,664)				0001	
S&P 500 Dividend Aristocrats Daily Risk Control 5% Excess Return	Fixed Annuity Hedge	N/A	Equity/Index	AEL 85LNZLR1WR9SYRVFCH09	08/14/2023	08/14/2025	424	1,092,009	2573.31	33,197			14,524		17,383			(12,449)				0001	
Invesco Dynamic Growth Index	Fixed Annuity Hedge	N/A	Equity/Index	AEL 85LNZLR1WR9SYRVFCH09	08/14/2023	08/14/2025	52	230,949	4437.86	12,425			5,436		18,712			(4,659)				0001	
PTPT	Fixed Annuity Hedge	N/A	Equity/Index	AEL 85LNZLR1WR9SYRVFCH09	08/15/2023	08/15/2025	823	1,485,056	1804.27	45,294			19,816		65,944			(16,985)				0001	
S&P 500 Dividend Aristocrats Daily Risk Control 5% Excess Return	Fixed Annuity Hedge	N/A	Equity/Index	AEL 85LNZLR1WR9SYRVFCH09	08/15/2023	08/15/2025																0001	

E06.22

STATEMENT AS OF SEPTEMBER 30, 2024 OF THE EAGLE LIFE INSURANCE COMPANY

SCHEDULE DB - PART A - SECTION 1

Showing all Options, Caps, Floors, Collars, Swaps and Forwards Open as of Current Statement Date

1	2	3	4	5	6	7	8	9	10	11	12	13	14	15	16	17	18	19	20	21	22	23		
Description	Description of Item(s) Hedged, Used for Income Generation or Replicated	Schedule/ Exhibit Identifier	Type(s) of Risk(s) (a)	Exchange, Counterparty or Central Clearinghouse	Trade Date	Date of Maturity or Expiration	Number of Contracts	Notional Amount	Strike Price, Rate or Index Received (Paid)	Cumulative Prior Year(s) Initial Cost of Un-discounted Premium (Received) Paid	Current Year Initial Cost of Un-discounted Premium (Received) Paid	Current Year Income	Book/ Adjusted Carrying Value	Code	Fair Value	Unrealized Valuation Increase/ (Decrease)	Total Foreign Exchange Change in B./A.C.V.	Current Year's (Amortization)/ Accretion	Adjustment to Carrying Value of Hedged Item	Potential Exposure	Credit Quality of Reference Entity	Hedge Effectiveness at Inception and at Quarter-end (b)		
Franklin Global Trends Index	Fixed Annuity Hedge	N/A	Equity/Index	AEL 85LNZLR1WR9SYRVFCH09	08/15/2023	08/15/2025	268	64,000	238.58	2,093			916		4,365			(785)				0001		
Invesco Dynamic Growth Index	Fixed Annuity Hedge	N/A	Equity/Index	AEL 85LNZLR1WR9SYRVFCH09	08/15/2023	08/15/2025	361	923,224	257.58	28,066			12,279		17,228			(10,525)					0001	
S&P 500 Index Option PPT	Fixed Annuity Hedge	N/A	Equity/Index	AEL 85LNZLR1WR9SYRVFCH09	08/16/2023	08/15/2025	29	128,860	4404.33	12,422			5,435		26,483			(4,658)					0001	
S&P 500 Dividend Aristocrats Daily Risk Control 5% Excess Return	Fixed Annuity Hedge	N/A	Equity/Index	AEL 85LNZLR1WR9SYRVFCH09	08/16/2023	08/15/2025	435	784,312	1801.51	23,922			10,466		35,794			(8,971)					0001	
Invesco Dynamic Growth Index	Fixed Annuity Hedge	N/A	Equity/Index	AEL 85LNZLR1WR9SYRVFCH09	08/16/2023	08/15/2025	287	730,481	2548.14	22,207			9,715		14,930			(8,327)					0001	
S&P 500 Dividend Aristocrats Daily Risk Control 5% Excess Return	Fixed Annuity Hedge	N/A	Equity/Index	AEL 85LNZLR1WR9SYRVFCH09	08/17/2023	08/15/2025	4	6,790	1795.71	206			90		328			(77)					0001	
Invesco Dynamic Growth Index	Fixed Annuity Hedge	N/A	Equity/Index	AEL 85LNZLR1WR9SYRVFCH09	08/17/2023	08/15/2025	64	163,235	2539.41	4,946			2,164		3,621			(1,855)					0001	
Invesco Dynamic Growth Index	Fixed Annuity Hedge	N/A	Equity/Index	AEL 85LNZLR1WR9SYRVFCH09	08/18/2023	08/18/2025	249	633,600	2544.54	19,261			8,427		13,450			(7,223)					0001	
S&P 500 Dividend Aristocrats Daily Risk Control 5% Excess Return	Fixed Annuity Hedge	N/A	Equity/Index	AEL 85LNZLR1WR9SYRVFCH09	08/21/2023	08/21/2025	261	468,506	1792.33	14,313			6,262		23,423			(5,367)					0001	
Franklin Global Trends Index	Fixed Annuity Hedge	N/A	Equity/Index	AEL 85LNZLR1WR9SYRVFCH09	08/21/2023	08/21/2025	677	160,446	237.03	5,231			2,288		11,946			(1,961)					0001	
Invesco Dynamic Growth Index	Fixed Annuity Hedge	N/A	Equity/Index	AEL 85LNZLR1WR9SYRVFCH09	08/21/2023	08/21/2025	219	555,783	2538.23	16,896			7,392		12,555			(6,336)					0001	
S&P 500 Dividend Aristocrats Daily Risk Control 5% Excess Return	Fixed Annuity Hedge	N/A	Equity/Index	AEL 85LNZLR1WR9SYRVFCH09	08/18/2023	08/18/2025	186	333,767	1796.67	9,980			4,366		15,991			(3,742)					0001	
S&P 500 Dividend Aristocrats Daily Risk Control 5% Excess Return	Fixed Annuity Hedge	N/A	Equity/Index	AEL 85LNZLR1WR9SYRVFCH09	08/22/2023	08/22/2025	41	73,852	1791.13	2,216			969		3,736			(831)					0001	
Invesco Dynamic Growth Index	Fixed Annuity Hedge	N/A	Equity/Index	AEL 85LNZLR1WR9SYRVFCH09	08/22/2023	08/22/2025	273	691,201	2529.86	20,943			9,163		16,859			(7,854)					0001	
S&P 500 Index Option PPT	Fixed Annuity Hedge	N/A	Equity/Index	AEL 85LNZLR1WR9SYRVFCH09	08/23/2023	08/22/2025	16	72,208	4436.01	4,822			2,110		8,448			(1,808)					0001	
S&P 500 Index Option PPT	Fixed Annuity Hedge	N/A	Equity/Index	AEL 85LNZLR1WR9SYRVFCH09	08/23/2023	08/23/2028	35	154,751	4436.01	28,552			22,127		38,737			(4,283)					0001	
S&P 500 Dividend Aristocrats Daily Risk Control 5% Excess Return	Fixed Annuity Hedge	N/A	Equity/Index	AEL 85LNZLR1WR9SYRVFCH09	08/24/2023	08/22/2025	34	60,999	1791.11	1,848			809		3,086			(693)					0001	
Franklin Global Trends Index	Fixed Annuity Hedge	N/A	Equity/Index	AEL 85LNZLR1WR9SYRVFCH09	08/24/2023	08/22/2025	403	96,000	237.93	3,130			1,369		6,803			(1,174)					0001	
Invesco Dynamic Growth Index	Fixed Annuity Hedge	N/A	Equity/Index	AEL 85LNZLR1WR9SYRVFCH09	08/24/2023	08/22/2025	152	385,465	2536.08	11,680			5,110		8,890			(4,380)					0001	
Invesco Dynamic Growth Index	Fixed Annuity Hedge	N/A	Equity/Index	AEL 85LNZLR1WR9SYRVFCH09	08/28/2023	08/28/2025	124	316,578	2544.05	9,592			4,197		6,836			(3,597)					0001	
S&P 500 Dividend Aristocrats Daily Risk Control 5% Excess Return	Fixed Annuity Hedge	N/A	Equity/Index	AEL 85LNZLR1WR9SYRVFCH09	08/29/2023	08/29/2025	63	114,201	1808.95	3,415			1,494		4,879			(1,280)					0001	
Franklin Global Trends Index	Fixed Annuity Hedge	N/A	Equity/Index	AEL 85LNZLR1WR9SYRVFCH09	08/29/2023	08/29/2025	1,590	381,369	239.88	12,433			5,439		24,182			(4,662)					0001	

E06.23

STATEMENT AS OF SEPTEMBER 30, 2024 OF THE EAGLE LIFE INSURANCE COMPANY

SCHEDULE DB - PART A - SECTION 1

Showing all Options, Caps, Floors, Collars, Swaps and Forwards Open as of Current Statement Date

1	2	3	4	5	6	7	8	9	10	11	12	13	14	15	16	17	18	19	20	21	22	23	
Description	Description of Item(s) Hedged, Used for Income Generation or Replicated	Schedule/ Exhibit Identifier	Type(s) of Risk(s) (a)	Exchange, Counterparty or Central Clearinghouse	Trade Date	Date of Maturity or Expiration	Number of Contracts	Notional Amount	Strike Price, Rate or Index Received (Paid)	Cumulative Prior Year(s) Initial Cost of Un-discounted Premium (Received) Paid	Current Year Initial Cost of Un-discounted Premium (Received) Paid	Current Year Income	Book/ Adjusted Carrying Value	Code	Fair Value	Unrealized Valuation Increase/ (Decrease)	Total Foreign Exchange Change in B./A.C.V.	Current Year's (Amortization)/ Accretion	Adjustment to Carrying Value of Hedged Item	Potential Exposure	Credit Quality of Reference Entity	Hedge Effectiveness at Inception and at Quarter-end (b)	
Invesco Dynamic Growth Index	Fixed Annuity Hedge	N/A	Equity/Index	AEL 85LNZLR1WR9SYRVFCH09	08/29/2023	08/29/2025	290	743,799	2560.52	22,611			9,893		13,769			(8,479)				0001	
S&P 500 Index Option	Fixed Annuity Hedge	N/A	Equity/Index	AEL 85LNZLR1WR9SYRVFCH09	08/30/2023	08/29/2025	22	97,988	4514.87	5,321			2,328		7,811			(1,995)				0001	
PTPT	Fixed Annuity Hedge	N/A	Equity/Index	AEL 85LNZLR1WR9SYRVFCH09	08/30/2023	08/29/2025	22	97,988	4514.87	5,321			2,328		7,811			(1,995)				0001	
S&P 500 Dividend Aristocrats Daily Risk Control 5% Excess Return	Fixed Annuity Hedge	N/A	Equity/Index	AEL 85LNZLR1WR9SYRVFCH09	08/31/2023	08/29/2025	161	291,000	1806.76	8,893			3,891		12,709			(3,335)				0001	
Franklin Global Trends Index	Fixed Annuity Hedge	N/A	Equity/Index	AEL 85LNZLR1WR9SYRVFCH09	08/23/2023	08/22/2025	20	4,698	238.73	153			67		318			(57)				0001	
Invesco Dynamic Growth Index	Fixed Annuity Hedge	N/A	Equity/Index	AEL 85LNZLR1WR9SYRVFCH09	08/23/2023	08/22/2025	261	663,607	2543.81	20,174			8,826		14,255			(7,565)				0001	
S&P 500 Dividend Aristocrats Daily Risk Control 5% Excess Return	Fixed Annuity Hedge	N/A	Equity/Index	AEL 85LNZLR1WR9SYRVFCH09	08/25/2023	08/25/2025	405	727,500	1796.32	22,116			9,676		35,094			(8,294)				0001	
Invesco Dynamic Growth Index	Fixed Annuity Hedge	N/A	Equity/Index	AEL 85LNZLR1WR9SYRVFCH09	08/25/2023	08/25/2025	20	50,688	2534.65	1,536			672		1,188			(576)				0001	
S&P 500 Dividend Aristocrats Daily Risk Control 5% Excess Return	Fixed Annuity Hedge	N/A	Equity/Index	AEL 85LNZLR1WR9SYRVFCH09	08/30/2023	08/29/2025	203	367,635	1810.38	11,286			4,938		15,482			(4,232)				0001	
Franklin Global Trends Index	Fixed Annuity Hedge	N/A	Equity/Index	AEL 85LNZLR1WR9SYRVFCH09	08/30/2023	08/29/2025	131	31,500	239.89	1,030			451		1,996			(386)				0001	
Invesco Dynamic Growth Index	Fixed Annuity Hedge	N/A	Equity/Index	AEL 85LNZLR1WR9SYRVFCH09	08/30/2023	08/29/2025	226	579,721	2561.77	17,624			7,710		10,603			(6,609)				0001	
S&P 500 Index Option	Fixed Annuity Hedge	N/A	Equity/Index	AEL 85LNZLR1WR9SYRVFCH09	08/30/2023	08/29/2025	226	579,721	2561.77	17,624			7,710		10,603			(6,609)				0001	
PTPT	Fixed Annuity Hedge	N/A	Equity/Index	AEL 85LNZLR1WR9SYRVFCH09	09/05/2023	09/05/2025	29	128,987	4496.83	6,974			3,342		10,285			(2,615)				0001	
S&P 500 Dividend Aristocrats Daily Risk Control 5% Excess Return	Fixed Annuity Hedge	N/A	Equity/Index	AEL 85LNZLR1WR9SYRVFCH09	09/05/2023	09/05/2025	42	75,251	1794.83	2,298			1,101		3,701			(862)				0001	
Franklin Global Trends Index	Fixed Annuity Hedge	N/A	Equity/Index	AEL 85LNZLR1WR9SYRVFCH09	09/05/2023	09/05/2025	420	100,000	238.34	3,260			1,562		6,944			(1,223)				0001	
Invesco Dynamic Growth Index	Fixed Annuity Hedge	N/A	Equity/Index	AEL 85LNZLR1WR9SYRVFCH09	09/05/2023	09/05/2025	262	667,164	2545.84	20,282			9,718		14,311			(7,606)				0001	
S&P 500 Index Option	Fixed Annuity Hedge	N/A	Equity/Index	AEL 85LNZLR1WR9SYRVFCH09	09/06/2023	09/05/2025	4	17,921	4465.48	2,536			1,215		5,853			(951)				0001	
PTPT	Fixed Annuity Hedge	N/A	Equity/Index	AEL 85LNZLR1WR9SYRVFCH09	09/06/2023	09/05/2025	4	17,921	4465.48	2,536			1,215		5,853			(951)				0001	
S&P 500 Dividend Aristocrats Daily Risk Control 5% Excess Return	Fixed Annuity Hedge	N/A	Equity/Index	AEL 85LNZLR1WR9SYRVFCH09	09/06/2023	09/05/2025	58	103,220	1791.97	3,147			1,508		5,214			(1,180)				0001	
Invesco Dynamic Growth Index	Fixed Annuity Hedge	N/A	Equity/Index	AEL 85LNZLR1WR9SYRVFCH09	09/06/2023	09/05/2025	306	775,467	2537.77	23,497			11,259		17,897			(8,811)				0001	
S&P 500 Dividend Aristocrats Daily Risk Control 5% Excess Return	Fixed Annuity Hedge	N/A	Equity/Index	AEL 85LNZLR1WR9SYRVFCH09	09/07/2023	09/05/2025	9	16,501	1792.9	503			241		826			(189)				0001	
Franklin Global Trends Index	Fixed Annuity Hedge	N/A	Equity/Index	AEL 85LNZLR1WR9SYRVFCH09	09/07/2023	09/05/2025	680	161,792	237.87	5,274			2,527		11,534			(1,978)				0001	
Invesco Dynamic Growth Index	Fixed Annuity Hedge	N/A	Equity/Index	AEL 85LNZLR1WR9SYRVFCH09	09/07/2023	09/05/2025	333	842,980	2534.11	25,542			12,239		20,100			(9,578)				0001	
Invesco Dynamic Growth Index	Fixed Annuity Hedge	N/A	Equity/Index	AEL 85LNZLR1WR9SYRVFCH09	09/01/2023	08/29/2025	189	484,091	2565.91	14,716			7,052		8,504			(5,519)				0001	
S&P 500 Dividend Aristocrats Daily Risk Control 5% Excess Return	Fixed Annuity Hedge	N/A	Equity/Index	AEL 85LNZLR1WR9SYRVFCH09	09/08/2023	09/08/2025	69	123,675	1791.22	3,686			1,766		6,298			(1,382)				0001	

E06.24

STATEMENT AS OF SEPTEMBER 30, 2024 OF THE EAGLE LIFE INSURANCE COMPANY

SCHEDULE DB - PART A - SECTION 1

Showing all Options, Caps, Floors, Collars, Swaps and Forwards Open as of Current Statement Date

1	2	3	4	5	6	7	8	9	10	11	12	13	14	15	16	17	18	19	20	21	22	23	
Description	Description of Item(s) Hedged, Used for Income Generation or Replicated	Schedule/ Exhibit Identifier	Type(s) of Risk(s) (a)	Exchange, Counterparty or Central Clearinghouse	Trade Date	Date of Maturity or Expiration	Number of Contracts	Notional Amount	Strike Price, Rate or Index Received (Paid)	Cumulative Prior Year(s) Initial Cost of Un-discounted Premium (Received) Paid	Current Year Initial Cost of Un-discounted Premium (Received) Paid	Current Year Income	Book/ Adjusted Carrying Value	Code	Fair Value	Unrealized Valuation Increase/ (Decrease)	Total Foreign Exchange Change in B./A.C.V.	Current Year's (Amortization)/ Accretion	Adjustment to Carrying Value of Hedged Item	Potential Exposure	Credit Quality of Reference Entity	Hedge Effectiveness at Inception and at Quarter-end (b)	
Invesco Dynamic Growth Index	Fixed Annuity Hedge	N/A	Equity/Index	AEL 85LNZLR1WR9SYRVFCH09	09/08/2023	09/08/2025	194	490,560	2532.83	14,913			7,146		11,868			(5,592)				0001	
S&P 500 Dividend Aristocrats Daily Risk Control 5% Excess Return	Fixed Annuity Hedge	N/A	Equity/Index	AEL 85LNZLR1WR9SYRVFCH09	09/11/2023	09/11/2025	94	167,723	1793.43	4,763			2,282		8,381			(1,786)				0001	
Franklin Global Trends Index	Fixed Annuity Hedge	N/A	Equity/Index	AEL 85LNZLR1WR9SYRVFCH09	09/11/2023	09/11/2025	1,319	314,500	238.35	10,253			4,913		21,853			(3,845)				0001	
Invesco Dynamic Growth Index	Fixed Annuity Hedge	N/A	Equity/Index	AEL 85LNZLR1WR9SYRVFCH09	09/11/2023	09/11/2025	149	376,070	2531.81	11,433			5,478		9,208			(4,287)				0001	
S&P 500 Dividend Aristocrats Daily Risk Control 5% Excess Return	Fixed Annuity Hedge	N/A	Equity/Index	AEL 85LNZLR1WR9SYRVFCH09	09/12/2023	09/12/2025	379	677,810	1790.38	20,470			9,808		34,847			(7,676)				0001	
Invesco Dynamic Growth Index	Fixed Annuity Hedge	N/A	Equity/Index	AEL 85LNZLR1WR9SYRVFCH09	09/12/2023	09/12/2025	70	176,517	2529.99	5,348			2,563		4,396			(2,006)				0001	
S&P 500 Index Option	Fixed Annuity Hedge	N/A	Equity/Index	AEL 85LNZLR1WR9SYRVFCH09	09/13/2023	09/12/2025	19	84,960	4467.44	5,386			2,581		9,290			(2,020)				0001	
S&P 500 Dividend Aristocrats Daily Risk Control 5% Excess Return	Fixed Annuity Hedge	N/A	Equity/Index	AEL 85LNZLR1WR9SYRVFCH09	09/13/2023	09/12/2025	9	16,005	1787.95	488			234		841			(183)				0001	
Franklin Global Trends Index	Fixed Annuity Hedge	N/A	Equity/Index	AEL 85LNZLR1WR9SYRVFCH09	09/13/2023	09/12/2025	212	50,413	237.89	1,643			787		3,595			(616)				0001	
Invesco Dynamic Growth Index	Fixed Annuity Hedge	N/A	Equity/Index	AEL 85LNZLR1WR9SYRVFCH09	09/13/2023	09/12/2025	111	280,411	2527.19	8,496			4,071		7,154			(3,186)				0001	
Invesco Dynamic Growth Index	Fixed Annuity Hedge	N/A	Equity/Index	AEL 85LNZLR1WR9SYRVFCH09	09/14/2023	09/12/2025	98	248,875	2531.44	7,541			3,613		6,120			(2,828)				0001	
S&P 500 Dividend Aristocrats Daily Risk Control 5% Excess Return	Fixed Annuity Hedge	N/A	Equity/Index	AEL 85LNZLR1WR9SYRVFCH09	09/15/2023	09/15/2025	14	25,705	1788.71	779			373		1,343			(292)				0001	
S&P 500 Dividend Aristocrats Daily Risk Control 5% Excess Return	Fixed Annuity Hedge	N/A	Equity/Index	AEL 85LNZLR1WR9SYRVFCH09	09/18/2023	09/18/2025	166	295,991	1786.63	8,998			4,312		15,780			(3,374)				0001	
S&P 500 Dividend Aristocrats Daily Risk Control 5% Excess Return	Fixed Annuity Hedge	N/A	Equity/Index	AEL 85LNZLR1WR9SYRVFCH09	09/19/2023	09/19/2025	327	584,525	1785.39	17,477			8,375		31,519			(6,554)				0001	
Invesco Dynamic Growth Index	Fixed Annuity Hedge	N/A	Equity/Index	AEL 85LNZLR1WR9SYRVFCH09	09/19/2023	09/19/2025	335	843,296	2517.41	25,552			12,244		23,520			(9,582)				0001	
Invesco Dynamic Growth Index	Fixed Annuity Hedge	N/A	Equity/Index	AEL 85LNZLR1WR9SYRVFCH09	09/15/2023	09/15/2025	49	123,111	2522.48	3,730			1,787		3,279			(1,399)				0001	
Franklin Global Trends Index	Fixed Annuity Hedge	N/A	Equity/Index	AEL 85LNZLR1WR9SYRVFCH09	09/18/2023	09/18/2025	464	110,484	238.05	3,602			1,726		7,817			(1,351)				0001	
Invesco Dynamic Growth Index	Fixed Annuity Hedge	N/A	Equity/Index	AEL 85LNZLR1WR9SYRVFCH09	09/18/2023	09/18/2025	240	606,083	2522.96	18,364			8,800		16,122			(6,887)				0001	
S&P 500 Index Option	Fixed Annuity Hedge	N/A	Equity/Index	AEL 85LNZLR1WR9SYRVFCH09	09/20/2023	09/19/2025	63	277,726	4402.2	26,871			12,876		53,043			(10,077)				0001	
S&P 500 Dividend Aristocrats Daily Risk Control 5% Excess Return	Fixed Annuity Hedge	N/A	Equity/Index	AEL 85LNZLR1WR9SYRVFCH09	09/21/2023	09/19/2025	159	280,386	1767.99	8,496			4,071		17,530			(3,186)				0001	
Invesco Dynamic Growth Index	Fixed Annuity Hedge	N/A	Equity/Index	AEL 85LNZLR1WR9SYRVFCH09	09/21/2023	09/19/2025		827	2496.44	25			12		27			(9)				0001	

E06.25

STATEMENT AS OF SEPTEMBER 30, 2024 OF THE EAGLE LIFE INSURANCE COMPANY

SCHEDULE DB - PART A - SECTION 1

Showing all Options, Caps, Floors, Collars, Swaps and Forwards Open as of Current Statement Date

1	2	3	4	5	6	7	8	9	10	11	12	13	14	15	16	17	18	19	20	21	22	23
Description	Description of Item(s) Hedged, Used for Income Generation or Replicated	Schedule/ Exhibit Identifier	Type(s) of Risk(s) (a)	Exchange, Counterparty or Central Clearinghouse	Trade Date	Date of Maturity or Expiration	Number of Contracts	Notional Amount	Strike Price, Rate or Index Received (Paid)	Cumulative Prior Year(s) Initial Cost of Un-discounted Premium (Received) Paid	Current Year Initial Cost of Un-discounted Premium (Received) Paid	Current Year Income	Book/ Adjusted Carrying Value	Code	Fair Value	Unrealized Valuation Increase/ (Decrease)	Total Foreign Exchange Change in B./A.C.V.	Current Year's (Amortization)/ Accretion	Adjustment to Carrying Value of Hedged Item	Potential Exposure	Credit Quality of Reference Entity	Hedge Effectiveness at Inception and at Quarter-end (b)
S&P 500 Dividend Aristocrats Daily Risk Control 5% Excess Return	Fixed Annuity Hedge	N/A	Equity/Index	AEL 85LNZLR1WR9SYRVFCH09	09/22/2023	09/22/2025	23	41,200	1764.51	1,257			602		2,652			(471)				0001
Invesco Dynamic Growth Index	Fixed Annuity Hedge	N/A	Equity/Index	AEL 85LNZLR1WR9SYRVFCH09	09/25/2023	09/25/2025	12	29,111	2495.81	882			423		.970			(331)				0001
S&P 500 Dividend Aristocrats Daily Risk Control 5% Excess Return	Fixed Annuity Hedge	N/A	Equity/Index	AEL 85LNZLR1WR9SYRVFCH09	09/26/2023	09/26/2025	176	308,559	1753.19	9,349			4,480		21,716			(3,506)				0001
Invesco Dynamic Growth Index	Fixed Annuity Hedge	N/A	Equity/Index	AEL 85LNZLR1WR9SYRVFCH09	09/26/2023	09/26/2025	179	444,132	2486.6	13,457			6,448		15,884			(5,046)				0001
S&P 500 Index Option	Fixed Annuity Hedge	N/A	Equity/Index	AEL 85LNZLR1WR9SYRVFCH09	09/27/2023	09/26/2025	11	47,867	4274.51	3,918			1,877		8,340			(1,469)				0001
Invesco Dynamic Growth Index	Fixed Annuity Hedge	N/A	Equity/Index	AEL 85LNZLR1WR9SYRVFCH09	09/28/2023	09/26/2025	7	17,172	2493.8	519			248		581			(194)				0001
S&P 500 Index Option	Fixed Annuity Hedge	N/A	Equity/Index	AEL 85LNZLR1WR9SYRVFCH09	09/29/2023	10/01/2024	864	3,703,253	4288.05	143,199					353,790			(101,432)				0001
S&P 500 Dividend Aristocrats Daily Risk Control 5% Total Return	Fixed Annuity Hedge	N/A	Equity/Index	AEL 85LNZLR1WR9SYRVFCH09	09/29/2023	10/01/2024	39	123,956	3167.83	5,881					14,117			(4,166)				0001
S&P 500 Dividend Aristocrats Daily Risk Control 5% Excess Return	Fixed Annuity Hedge	N/A	Equity/Index	AEL 85LNZLR1WR9SYRVFCH09	09/29/2023	09/29/2025	119	207,658	1750.84	6,334			3,035		14,886			(2,375)				0001
S&P 500 Dividend Aristocrats Daily Risk Control 5% Excess Return	Fixed Annuity Hedge	N/A	Equity/Index	AEL 85LNZLR1WR9SYRVFCH09	09/20/2023	09/19/2025	14	24,756	1782.4	755			362		1,370			(283)				0001
Franklin Global Trends Index	Fixed Annuity Hedge	N/A	Equity/Index	AEL 85LNZLR1WR9SYRVFCH09	09/20/2023	09/19/2025	406	96,374	237.27	3,132			1,501		7,118			(1,175)				0001
Invesco Dynamic Growth Index	Fixed Annuity Hedge	N/A	Equity/Index	AEL 85LNZLR1WR9SYRVFCH09	09/20/2023	09/19/2025	178	447,355	2514.93	13,555			6,495		12,735			(5,083)				0001
S&P 500 Dividend Aristocrats Daily Risk Control 5% Excess Return	Fixed Annuity Hedge	N/A	Equity/Index	AEL 85LNZLR1WR9SYRVFCH09	09/25/2023	09/25/2025	171	302,038	1765.31	9,182			4,400		19,330			(3,443)				0001
Franklin Global Trends Index	Fixed Annuity Hedge	N/A	Equity/Index	AEL 85LNZLR1WR9SYRVFCH09	09/25/2023	09/25/2025	63	14,876	234.98	483			232		1,239			(181)				0001
S&P 500 Dividend Aristocrats Daily Risk Control 5% Excess Return	Fixed Annuity Hedge	N/A	Equity/Index	AEL 85LNZLR1WR9SYRVFCH09	09/27/2023	09/26/2025	377	660,779	1750.73	20,220			9,689		47,377			(7,582)				0001
Invesco Dynamic Growth Index	Fixed Annuity Hedge	N/A	Equity/Index	AEL 85LNZLR1WR9SYRVFCH09	09/27/2023	09/26/2025	102	252,601	2484.42	7,654			3,667		9,183			(2,870)				0001
S&P 500 Dividend Aristocrats Daily Risk Control 5% Excess Return	Fixed Annuity Hedge	N/A	Equity/Index	AEL 85LNZLR1WR9SYRVFCH09	09/28/2023	09/26/2025	292	512,984	1754.29	15,595			7,472		35,801			(5,848)				0001
S&P 500 Dividend Aristocrats Daily Risk Control 5% Excess Return	Fixed Annuity Hedge	N/A	Equity/Index	AEL 85LNZLR1WR9SYRVFCH09	09/29/2023	10/01/2024	475	832,240	1750.84	17,976					56,951			(12,733)				0001
Franklin Global Trends Index	Fixed Annuity Hedge	N/A	Equity/Index	AEL 85LNZLR1WR9SYRVFCH09	09/29/2023	09/29/2025	274	63,880	233.45	2,082			998		5,734			(781)				0001
Invesco Dynamic Growth Index	Fixed Annuity Hedge	N/A	Equity/Index	AEL 85LNZLR1WR9SYRVFCH09	09/29/2023	09/29/2025	23	58,399	2492.51	1,769			848		2,001			(664)				0001

EOG-26

STATEMENT AS OF SEPTEMBER 30, 2024 OF THE EAGLE LIFE INSURANCE COMPANY

SCHEDULE DB - PART A - SECTION 1

Showing all Options, Caps, Floors, Collars, Swaps and Forwards Open as of Current Statement Date

1	2	3	4	5	6	7	8	9	10	11	12	13	14	15	16	17	18	19	20	21	22	23	
Description	Description of Item(s) Hedged, Used for Income Generation or Replicated	Schedule/ Exhibit Identifier	Type(s) of Risk(s) (a)	Exchange, Counterparty or Central Clearinghouse	Trade Date	Date of Maturity or Expiration	Number of Contracts	Notional Amount	Strike Price, Rate or Index Received (Paid)	Cumulative Prior Year(s) Initial Cost of Un-discounted Premium (Received) Paid	Current Year Initial Cost of Un-discounted Premium (Received) Paid	Current Year Income	Book/ Adjusted Carrying Value	Code	Fair Value	Unrealized Valuation Increase/ (Decrease)	Total Foreign Exchange Change in B./A.C.V.	Current Year's (Amortization)/ Accretion	Adjustment to Carrying Value of Hedged Item	Potential Exposure	Credit Quality of Reference Entity	Hedge Effectiveness at Inception and at Quarter-end (b)	
S&P 500 Index Option PTPT	Fixed Annuity Hedge	N/A	Equity/Index	AEL 85LNZLR1WR9SYRVFCH09	10/06/2023	10/04/2024	721	3,107,337	4308.5	102,153			4,256		210,367			(76,615)				0001	
S&P 500 Index Option PTPT	Fixed Annuity Hedge	N/A	Equity/Index	AEL 85LNZLR1WR9SYRVFCH09	10/06/2023	10/07/2024	491	2,114,357	4308.5	83,206			3,467		186,717			(62,404)				0001	
S&P 500 Index Option PTPT	Fixed Annuity Hedge	N/A	Equity/Index	AEL 85LNZLR1WR9SYRVFCH09	10/06/2023	10/08/2024	563	2,423,759	4308.5	110,787			4,616		311,344			(83,091)				0001	
S&P 500 Index Option PTPT	Fixed Annuity Hedge	N/A	Equity/Index	AEL 85LNZLR1WR9SYRVFCH09	10/09/2023	10/09/2024	278	1,204,030	4335.66	73,239			3,052		230,912			(54,929)				0001	
S&P 500 Dividend Aristocrats Daily Risk Control 5% Total Return	Fixed Annuity Hedge	N/A	Equity/Index	AEL 85LNZLR1WR9SYRVFCH09	10/09/2023	10/09/2024	5	15,257	3156.52	699			29		1,787			(524)				0001	
S&P 500 Dividend Aristocrats Daily Risk Control 5% Excess Return	Fixed Annuity Hedge	N/A	Equity/Index	AEL 85LNZLR1WR9SYRVFCH09	10/09/2023	10/09/2024	237	413,522	1741.95	8,973			374		30,554			(6,730)				0001	
S&P 500 Dividend Aristocrats Daily Risk Control 5% Excess Return	Fixed Annuity Hedge	N/A	Equity/Index	AEL 85LNZLR1WR9SYRVFCH09	10/09/2023	10/09/2025	38	65,852	1741.95	2,015			1,050		5,048			(756)				0001	
Invesco Dynamic Growth Index	Fixed Annuity Hedge	N/A	Equity/Index	AEL 85LNZLR1WR9SYRVFCH09	10/09/2023	10/09/2024	200	497,677	2485	10,899			454		13,612			(8,174)				0001	
Invesco Dynamic Growth Index	Fixed Annuity Hedge	N/A	Equity/Index	AEL 85LNZLR1WR9SYRVFCH09	10/09/2023	10/09/2025	248	617,070	2485	18,697			9,738		22,521			(7,011)				0001	
Franklin Global Trends Index	Fixed Annuity Hedge	N/A	Equity/Index	AEL 85LNZLR1WR9SYRVFCH09	10/10/2023	10/10/2024	860	199,861	232.49	4,677			195		18,705			(3,508)				0001	
Invesco Dynamic Growth Index	Fixed Annuity Hedge	N/A	Equity/Index	AEL 85LNZLR1WR9SYRVFCH09	10/10/2023	10/10/2024	142	352,294	2488.57	7,715			321		9,116			(5,786)				0001	
S&P 500 Index Option PTPT	Fixed Annuity Hedge	N/A	Equity/Index	AEL 85LNZLR1WR9SYRVFCH09	10/10/2023	10/10/2024	556	2,423,856	4358.24	143,368			5,974		411,311			(107,526)				0001	
S&P 500 Index Option CLQ	Fixed Annuity Hedge	N/A	Equity/Index	AEL 85LNZLR1WR9SYRVFCH09	10/10/2023	10/10/2024	5	21,029	4358.24	654			27		2,757			(491)				0001	
S&P 500 Dividend Aristocrats Daily Risk Control 5% Excess Return	Fixed Annuity Hedge	N/A	Equity/Index	AEL 85LNZLR1WR9SYRVFCH09	10/10/2023	10/10/2024	279	487,563	1747.38	10,531			439		34,399			(7,899)				0001	
S&P 500 Index Option PTPT	Fixed Annuity Hedge	N/A	Equity/Index	AEL 85LNZLR1WR9SYRVFCH09	10/11/2023	10/11/2024	1,106	4,842,016	4376.95	201,380			8,391		475,724			(151,035)				0001	
S&P 500 Index Option PTPT	Fixed Annuity Hedge	N/A	Equity/Index	AEL 85LNZLR1WR9SYRVFCH09	10/11/2023	10/10/2025	58	254,234	4376.95	16,248			8,462		28,084			(6,093)				0001	
S&P 500 Index Option CLQ	Fixed Annuity Hedge	N/A	Equity/Index	AEL 85LNZLR1WR9SYRVFCH09	10/11/2023	10/11/2024		103	4376.95	3					14			(2)				0001	
S&P 500 Dividend Aristocrats Daily Risk Control 5% Total Return	Fixed Annuity Hedge	N/A	Equity/Index	AEL 85LNZLR1WR9SYRVFCH09	10/11/2023	10/11/2024	179	566,000	3166.98	25,710			1,071		63,929			(19,283)				0001	
S&P 500 Dividend Aristocrats Daily Risk Control 5% Excess Return	Fixed Annuity Hedge	N/A	Equity/Index	AEL 85LNZLR1WR9SYRVFCH09	10/11/2023	10/11/2024	816	1,424,990	1747.19	31,065			1,294		100,705			(23,299)				0001	
S&P 500 Dividend Aristocrats Daily Risk Control 5% Excess Return	Fixed Annuity Hedge	N/A	Equity/Index	AEL 85LNZLR1WR9SYRVFCH09	10/11/2023	10/10/2025	817	1,426,802	1747.19	43,660			22,740		105,317			(16,373)				0001	
Franklin Global Trends Index	Fixed Annuity Hedge	N/A	Equity/Index	AEL 85LNZLR1WR9SYRVFCH09	10/11/2023	10/11/2024	487	113,561	233.18	2,657			111		10,261			(1,993)				0001	
Franklin Global Trends Index	Fixed Annuity Hedge	N/A	Equity/Index	AEL 85LNZLR1WR9SYRVFCH09	10/11/2023	10/10/2025	1,438	335,285	233.18	10,930			5,693		30,510			(4,099)				0001	

E06.27

STATEMENT AS OF SEPTEMBER 30, 2024 OF THE EAGLE LIFE INSURANCE COMPANY

SCHEDULE DB - PART A - SECTION 1

Showing all Options, Caps, Floors, Collars, Swaps and Forwards Open as of Current Statement Date

1	2	3	4	5	6	7	8	9	10	11	12	13	14	15	16	17	18	19	20	21	22	23	
Description	Description of Item(s) Hedged, Used for Income Generation or Replicated	Schedule/ Exhibit Identifier	Type(s) of Risk(s) (a)	Exchange, Counterparty or Central Clearinghouse	Trade Date	Date of Maturity or Expiration	Number of Contracts	Notional Amount	Strike Price, Rate or Index Received (Paid)	Cumulative Prior Year(s) Initial Cost of Un-discounted Premium (Received) Paid	Current Year Initial Cost of Un-discounted Premium (Received) Paid	Current Year Income	Book/ Adjusted Carrying Value	Code	Fair Value	Unrealized Valuation Increase/ (Decrease)	Total Foreign Exchange Change in B./A.C.V.	Current Year's (Amortization)/ Accretion	Adjustment to Carrying Value of Hedged Item	Potential Exposure	Credit Quality of Reference Entity	Hedge Effectiveness at Inception and at Quarter-end (b)	
Invesco Dynamic Growth Index	Fixed Annuity Hedge	N/A	Equity/Index	AEL 85LNZLR1WR9SYRVFCH09	10/11/2023	10/11/2024	271	675,639	2492.35	14,796			617		16,437			(11,097)				0001	
Invesco Dynamic Growth Index	Fixed Annuity Hedge	N/A	Equity/Index	AEL 85LNZLR1WR9SYRVFCH09	10/11/2023	10/10/2025	63	156,864	2492.35	4,753			2,476		5,423			(1,782)				0001	
S&P 500 Index Option	Fixed Annuity Hedge	N/A	Equity/Index	AEL 85LNZLR1WR9SYRVFCH09	10/12/2023	10/11/2024	671	2,919,371	4349.61	115,641			4,818		284,531			(86,731)				0001	
S&P 500 Dividend Aristocrats Daily Risk Control 5% Total Return	Fixed Annuity Hedge	N/A	Equity/Index	AEL 85LNZLR1WR9SYRVFCH09	10/12/2023	10/11/2024	17	52,400	3150.72	2,399			100		6,260			(1,799)				0001	
S&P 500 Dividend Aristocrats Daily Risk Control 5% Excess Return	Fixed Annuity Hedge	N/A	Equity/Index	AEL 85LNZLR1WR9SYRVFCH09	10/12/2023	10/11/2024	829	1,441,590	1737.96	30,970			1,290		110,064			(23,227)				0001	
S&P 500 Dividend Aristocrats Daily Risk Control 5% Excess Return	Fixed Annuity Hedge	N/A	Equity/Index	AEL 85LNZLR1WR9SYRVFCH09	10/12/2023	10/10/2025	665	1,155,919	1737.96	35,103			18,283		91,184			(13,164)				0001	
Franklin Global Trends Index	Fixed Annuity Hedge	N/A	Equity/Index	AEL 85LNZLR1WR9SYRVFCH09	10/12/2023	10/11/2024	724	168,002	231.9	3,914			163		16,189			(2,936)				0001	
Franklin Global Trends Index	Fixed Annuity Hedge	N/A	Equity/Index	AEL 85LNZLR1WR9SYRVFCH09	10/12/2023	10/10/2025	294	68,146	231.9	2,215			1,154		6,579			(831)				0001	
Invesco Dynamic Growth Index	Fixed Annuity Hedge	N/A	Equity/Index	AEL 85LNZLR1WR9SYRVFCH09	10/12/2023	10/11/2024	95	234,449	2476.33	5,134			214		7,250			(3,851)				0001	
Invesco Dynamic Growth Index	Fixed Annuity Hedge	N/A	Equity/Index	AEL 85LNZLR1WR9SYRVFCH09	10/12/2023	10/10/2025	319	788,784	2476.33	23,900			12,448		30,687			(8,963)				0001	
S&P 500 Index Option	Fixed Annuity Hedge	N/A	Equity/Index	AEL 85LNZLR1WR9SYRVFCH09	10/13/2023	10/11/2024	1,660	7,184,381	4327.78	258,103			10,754		563,879			(193,577)				0001	
S&P 500 Index Option	Fixed Annuity Hedge	N/A	Equity/Index	AEL 85LNZLR1WR9SYRVFCH09	10/13/2023	10/15/2024	585	2,533,195	4327.78	101,110			4,213		245,695			(75,833)				0001	
S&P Digital	Fixed Annuity Hedge	N/A	Equity/Index	AEL 85LNZLR1WR9SYRVFCH09	10/13/2023	10/11/2024	3	12,317	4327.78	124			5		184			(93)				0001	
S&P 500 Dividend Aristocrats Daily Risk Control 5% Total Return	Fixed Annuity Hedge	N/A	Equity/Index	AEL 85LNZLR1WR9SYRVFCH09	10/13/2023	10/11/2024	1	3,101	3150.92	141			6		370			(106)				0001	
S&P 500 Dividend Aristocrats Daily Risk Control 5% Excess Return	Fixed Annuity Hedge	N/A	Equity/Index	AEL 85LNZLR1WR9SYRVFCH09	10/13/2023	10/11/2024	1,061	1,844,206	1737.81	39,835			1,660		140,975			(29,876)				0001	
S&P 500 Dividend Aristocrats Daily Risk Control 5% Excess Return	Fixed Annuity Hedge	N/A	Equity/Index	AEL 85LNZLR1WR9SYRVFCH09	10/13/2023	10/13/2025	94	162,822	1737.81	4,934			2,570		12,864			(1,850)				0001	
S&P 500 Dividend Aristocrats Daily Risk Control 5% Excess Return	Fixed Annuity Hedge	N/A	Equity/Index	AEL 85LNZLR1WR9SYRVFCH09	10/13/2023	10/15/2024	307	533,911	1737.81	11,479			478		40,813			(8,609)				0001	
Franklin Global Trends Index	Fixed Annuity Hedge	N/A	Equity/Index	AEL 85LNZLR1WR9SYRVFCH09	10/13/2023	10/11/2024	244	56,799	232.66	1,323			55		5,270			(993)				0001	
Invesco Dynamic Growth Index	Fixed Annuity Hedge	N/A	Equity/Index	AEL 85LNZLR1WR9SYRVFCH09	10/13/2023	10/11/2024	57	140,515	2477.18	3,063			128		4,296			(2,297)				0001	
Invesco Dynamic Growth Index	Fixed Annuity Hedge	N/A	Equity/Index	AEL 85LNZLR1WR9SYRVFCH09	10/13/2023	10/10/2025	64	158,745	2477.18	4,810			2,505		6,138			(1,804)				0001	
S&P 500 Index Option	Fixed Annuity Hedge	N/A	Equity/Index	AEL 85LNZLR1WR9SYRVFCH09	10/16/2023	10/16/2024	849	3,713,117	4373.63	226,800			9,450		687,621			(170,100)				0001	

E06.28

STATEMENT AS OF SEPTEMBER 30, 2024 OF THE EAGLE LIFE INSURANCE COMPANY

SCHEDULE DB - PART A - SECTION 1

Showing all Options, Caps, Floors, Collars, Swaps and Forwards Open as of Current Statement Date

1	2	3	4	5	6	7	8	9	10	11	12	13	14	15	16	17	18	19	20	21	22	23	
Description	Description of Item(s) Hedged, Used for Income Generation or Replicated	Schedule/ Exhibit Identifier	Type(s) of Risk(s) (a)	Exchange, Counterparty or Central Clearinghouse	Trade Date	Date of Maturity or Expiration	Number of Contracts	Notional Amount	Strike Price, Rate or Index Received (Paid)	Cumulative Prior Year(s) Initial Cost of Un-discounted Premium (Received) Paid	Current Year Initial Cost of Un-discounted Premium (Received) Paid	Current Year Income	Book/ Adjusted Carrying Value	Code	Fair Value	Unrealized Valuation Increase/ (Decrease)	Total Foreign Exchange Change in B./A.C.V.	Current Year's (Amortization)/ Accretion	Adjustment to Carrying Value of Hedged Item	Potential Exposure	Credit Quality of Reference Entity	Hedge Effectiveness at Inception and at Quarter-end (b)	
S&P 500 Dividend Aristocrats Daily Risk Control 5% Total Return	Fixed Annuity Hedge	N/A	Equity/Index	AEL 85LNZLR1WR9SYRVFCH09	10/16/2023	10/16/2024	12	38,355	3165.31	1,758			73		4,407			(1,319)				0001	
S&P 500 Dividend Aristocrats Daily Risk Control 5% Excess Return	Fixed Annuity Hedge	N/A	Equity/Index	AEL 85LNZLR1WR9SYRVFCH09	10/16/2023	10/16/2024	750	1,309,285	1744.96	28,150			1,173		94,321			(21,112)				0001	
S&P 500 Dividend Aristocrats Daily Risk Control 5% Excess Return	Fixed Annuity Hedge	N/A	Equity/Index	AEL 85LNZLR1WR9SYRVFCH09	10/16/2023	10/16/2025	78	135,800	1744.96	4,128			2,150		10,200			(1,548)				0001	
Invesco Dynamic Growth Index	Fixed Annuity Hedge	N/A	Equity/Index	AEL 85LNZLR1WR9SYRVFCH09	10/16/2023	10/16/2024	100	246,978	2479.15	5,409			225		7,342			(4,057)				0001	
Invesco Dynamic Growth Index	Fixed Annuity Hedge	N/A	Equity/Index	AEL 85LNZLR1WR9SYRVFCH09	10/16/2023	10/16/2025	205	508,037	2479.15	15,394			8,017		19,437			(5,773)				0001	
Franklin Global Trends Index	Fixed Annuity Hedge	N/A	Equity/Index	AEL 85LNZLR1WR9SYRVFCH09	10/17/2023	10/17/2024	1,956	451,237	230.64	10,514			438		46,167			(7,885)				0001	
Franklin Global Trends Index	Fixed Annuity Hedge	N/A	Equity/Index	AEL 85LNZLR1WR9SYRVFCH09	10/17/2023	10/17/2025	795	183,258	230.64	5,956			3,102		18,718			(2,233)				0001	
Invesco Dynamic Growth Index	Fixed Annuity Hedge	N/A	Equity/Index	AEL 85LNZLR1WR9SYRVFCH09	10/17/2023	10/17/2024	467	1,155,317	2473.48	25,301			1,054		37,047			(18,976)				0001	
Invesco Dynamic Growth Index	Fixed Annuity Hedge	N/A	Equity/Index	AEL 85LNZLR1WR9SYRVFCH09	10/17/2023	10/17/2025	414	1,024,695	2473.48	31,048			16,171		40,848			(11,643)				0001	
S&P 500 Index Option	Fixed Annuity Hedge	N/A	Equity/Index	AEL 85LNZLR1WR9SYRVFCH09	10/17/2023	10/17/2024	624	2,730,950	4373.2	135,282			5,637		348,109			(101,461)				0001	
S&P 500 Index Option	Fixed Annuity Hedge	N/A	Equity/Index	AEL 85LNZLR1WR9SYRVFCH09	10/02/2023	10/02/2024	855	3,665,552	4288.39	201,725			8,405		554,598			(151,293)				0001	
S&P 500 Index Option	Fixed Annuity Hedge	N/A	Equity/Index	AEL 85LNZLR1WR9SYRVFCH09	10/02/2023	10/02/2025	98	419,570	4288.39	40,782			21,241		69,710			(15,293)				0001	
S&P 500 Dividend Aristocrats Daily Risk Control 5% Total Return	Fixed Annuity Hedge	N/A	Equity/Index	AEL 85LNZLR1WR9SYRVFCH09	10/02/2023	10/02/2024	80	253,711	3152.78	13,073			545		30,630			(9,805)				0001	
S&P 500 Dividend Aristocrats Daily Risk Control 5% Excess Return	Fixed Annuity Hedge	N/A	Equity/Index	AEL 85LNZLR1WR9SYRVFCH09	10/02/2023	10/02/2024	524	913,306	1741.73	19,727			822		67,602			(14,796)				0001	
S&P 500 Dividend Aristocrats Daily Risk Control 5% Excess Return	Fixed Annuity Hedge	N/A	Equity/Index	AEL 85LNZLR1WR9SYRVFCH09	10/02/2023	10/02/2025	682	1,188,250	1741.73	36,242			18,876		91,130			(13,591)				0001	
Franklin Global Trends Index	Fixed Annuity Hedge	N/A	Equity/Index	AEL 85LNZLR1WR9SYRVFCH09	10/02/2023	10/02/2025	5,052	1,172,500	232.1	38,106			19,847		112,112			(14,290)				0001	
Invesco Dynamic Growth Index	Fixed Annuity Hedge	N/A	Equity/Index	AEL 85LNZLR1WR9SYRVFCH09	10/02/2023	10/02/2024	2	5,820	2479.05	127			5		174			(96)				0001	
Invesco Dynamic Growth Index	Fixed Annuity Hedge	N/A	Equity/Index	AEL 85LNZLR1WR9SYRVFCH09	10/02/2023	10/02/2025	1,453	3,600,989	2479.05	109,110			56,828		136,692			(40,916)				0001	
S&P 500 Index Option	Fixed Annuity Hedge	N/A	Equity/Index	AEL 85LNZLR1WR9SYRVFCH09	10/03/2023	10/03/2024	408	1,725,766	4229.45	103,925			4,330		338,877			(77,944)				0001	
S&P 500 Index Option	Fixed Annuity Hedge	N/A	Equity/Index	AEL 85LNZLR1WR9SYRVFCH09	10/03/2023	10/03/2024	1	3,788	4229.45	112			5		510			(84)				0001	
S&P 500 Dividend Aristocrats Daily Risk Control 5% Excess Return	Fixed Annuity Hedge	N/A	Equity/Index	AEL 85LNZLR1WR9SYRVFCH09	10/03/2023	10/03/2024	250	433,653	1735.74	9,324			388		33,705			(6,993)				0001	

E06.29

STATEMENT AS OF SEPTEMBER 30, 2024 OF THE EAGLE LIFE INSURANCE COMPANY

SCHEDULE DB - PART A - SECTION 1

Showing all Options, Caps, Floors, Collars, Swaps and Forwards Open as of Current Statement Date

1	2	3	4	5	6	7	8	9	10	11	12	13	14	15	16	17	18	19	20	21	22	23	
Description	Description of Item(s) Hedged, Used for Income Generation or Replicated	Schedule/ Exhibit Identifier	Type(s) of Risk(s) (a)	Exchange, Counterparty or Central Clearinghouse	Trade Date	Date of Maturity or Expiration	Number of Contracts	Notional Amount	Strike Price, Rate or Index Received (Paid)	Cumulative Prior Year(s) Initial Cost of Un-discounted Premium (Received) Paid	Current Year Initial Cost of Un-discounted Premium (Received) Paid	Current Year Income	Book/ Adjusted Carrying Value	Code	Fair Value	Unrealized Valuation Increase/ (Decrease)	Total Foreign Exchange Change in B./A.C.V.	Current Year's (Amortization)/ Accretion	Adjustment to Carrying Value of Hedged Item	Potential Exposure	Credit Quality of Reference Entity	Hedge Effectiveness at Inception and at Quarter-end (b)	
S&P 500 Dividend Aristocrats Daily Risk Control 5% Excess Return	Fixed Annuity Hedge	N/A	Equity/Index	AEL 85LNZLR1WR9SYRVFCH09	10/03/2023	10/03/2025	138	239,398	1735.74	7,278			3,790		19,161			(2,729)				0001	
Franklin Global Trends Index	Fixed Annuity Hedge	N/A	Equity/Index	AEL 85LNZLR1WR9SYRVFCH09	10/03/2023	10/03/2024	381	87,973	230.69	2,050			85		8,987			(1,537)				0001	
Invesco Dynamic Growth Index	Fixed Annuity Hedge	N/A	Equity/Index	AEL 85LNZLR1WR9SYRVFCH09	10/03/2023	10/03/2024	198	487,205	2461.47	10,670			445		18,135			(8,002)				0001	
S&P 500 Index Option	Fixed Annuity Hedge	N/A	Equity/Index	AEL 85LNZLR1WR9SYRVFCH09	10/03/2023	10/03/2025	60	147,549	2461.47	4,471			2,329		6,352			(1,677)				0001	
S&P 500 Index Option	Fixed Annuity Hedge	N/A	Equity/Index	AEL 85LNZLR1WR9SYRVFCH09	10/04/2023	10/04/2024	1,463	6,237,490	4263.75	286,597			11,942		609,911			(214,948)				0001	
S&P 500 Dividend Aristocrats Daily Risk Control 5% Excess Return	Fixed Annuity Hedge	N/A	Equity/Index	AEL 85LNZLR1WR9SYRVFCH09	10/04/2023	10/03/2025	45	189,900	4263.75	12,673			6,601		24,130			(4,752)				0001	
S&P 500 Dividend Aristocrats Daily Risk Control 5% Total Return	Fixed Annuity Hedge	N/A	Equity/Index	AEL 85LNZLR1WR9SYRVFCH09	10/04/2023	10/04/2024	87	275,042	3152.08	12,403			517		31,892			(9,303)				0001	
S&P 500 Dividend Aristocrats Daily Risk Control 5% Excess Return	Fixed Annuity Hedge	N/A	Equity/Index	AEL 85LNZLR1WR9SYRVFCH09	10/04/2023	10/04/2024	362	630,462	1740.82	13,744			573		47,021			(10,308)				0001	
S&P 500 Dividend Aristocrats Daily Risk Control 5% Excess Return	Fixed Annuity Hedge	N/A	Equity/Index	AEL 85LNZLR1WR9SYRVFCH09	10/04/2023	10/03/2025	247	429,345	1740.82	13,138			6,843		33,149			(4,927)				0001	
Franklin Global Trends Index	Fixed Annuity Hedge	N/A	Equity/Index	AEL 85LNZLR1WR9SYRVFCH09	10/04/2023	10/04/2024	163	37,620	231.47	877			37		3,703			(657)				0001	
Invesco Dynamic Growth Index	Fixed Annuity Hedge	N/A	Equity/Index	AEL 85LNZLR1WR9SYRVFCH09	10/04/2023	10/04/2024	301	743,506	2471.16	16,283			678		24,645			(12,212)				0001	
Invesco Dynamic Growth Index	Fixed Annuity Hedge	N/A	Equity/Index	AEL 85LNZLR1WR9SYRVFCH09	10/04/2023	10/03/2025	156	384,439	2471.16	11,649			6,067		15,459			(4,368)				0001	
S&P 500 Index Option	Fixed Annuity Hedge	N/A	Equity/Index	AEL 85LNZLR1WR9SYRVFCH09	10/05/2023	10/04/2024	1,104	4,700,734	4258.19	197,268			8,220		439,572			(147,951)				0001	
S&P 500 Dividend Aristocrats Daily Risk Control 5% Excess Return	Fixed Annuity Hedge	N/A	Equity/Index	AEL 85LNZLR1WR9SYRVFCH09	10/05/2023	10/04/2024	1,552	2,691,725	1734.45	57,872			2,411		211,369			(43,404)				0001	
S&P 500 Dividend Aristocrats Daily Risk Control 5% Excess Return	Fixed Annuity Hedge	N/A	Equity/Index	AEL 85LNZLR1WR9SYRVFCH09	10/05/2023	10/03/2025	538	933,912	1734.45	28,298			14,738		75,427			(10,612)				0001	
Invesco Dynamic Growth Index	Fixed Annuity Hedge	N/A	Equity/Index	AEL 85LNZLR1WR9SYRVFCH09	10/05/2023	10/04/2024	252	621,727	2471.27	13,616			567		20,579			(10,212)				0001	
Invesco Dynamic Growth Index	Fixed Annuity Hedge	N/A	Equity/Index	AEL 85LNZLR1WR9SYRVFCH09	10/05/2023	10/03/2025	29	71,569	2471.27	2,169			1,129		2,876			(813)				0001	
Franklin Global Trends Index	Fixed Annuity Hedge	N/A	Equity/Index	AEL 85LNZLR1WR9SYRVFCH09	10/06/2023	10/04/2024	542	125,287	230.97	2,919			122		12,631			(2,189)				0001	
Invesco Dynamic Growth Index	Fixed Annuity Hedge	N/A	Equity/Index	AEL 85LNZLR1WR9SYRVFCH09	10/06/2023	10/04/2024	349	861,817	2472.06	18,788			783		28,242			(14,091)				0001	
Invesco Dynamic Growth Index	Fixed Annuity Hedge	N/A	Equity/Index	AEL 85LNZLR1WR9SYRVFCH09	10/06/2023	10/07/2024	40	98,711	2472.06	2,162			90		3,232			(1,621)				0001	
Invesco Dynamic Growth Index	Fixed Annuity Hedge	N/A	Equity/Index	AEL 85LNZLR1WR9SYRVFCH09	10/06/2023	10/06/2025	368	910,078	2472.06	27,575			14,362		36,422			(10,341)				0001	

EOG-30

STATEMENT AS OF SEPTEMBER 30, 2024 OF THE EAGLE LIFE INSURANCE COMPANY

SCHEDULE DB - PART A - SECTION 1

Showing all Options, Caps, Floors, Collars, Swaps and Forwards Open as of Current Statement Date

1	2	3	4	5	6	7	8	9	10	11	12	13	14	15	16	17	18	19	20	21	22	23	
Description	Description of Item(s) Hedged, Used for Income Generation or Replicated	Schedule/ Exhibit Identifier	Type(s) of Risk(s) (a)	Exchange, Counterparty or Central Clearinghouse	Trade Date	Date of Maturity or Expiration	Number of Contracts	Notional Amount	Strike Price, Rate or Index Received (Paid)	Cumulative Prior Year(s) Initial Cost of Un-discounted Premium (Received) Paid	Current Year Initial Cost of Un-discounted Premium (Received) Paid	Current Year Income	Book/ Adjusted Carrying Value	Code	Fair Value	Unrealized Valuation Increase/ (Decrease)	Total Foreign Exchange Change in B./A.C.V.	Current Year's (Amortization)/ Accretion	Adjustment to Carrying Value of Hedged Item	Potential Exposure	Credit Quality of Reference Entity	Hedge Effectiveness at Inception and at Quarter-end (b)	
S&P 500 Dividend Aristocrats Daily Risk Control 5% Total Return	Fixed Annuity Hedge	N/A	Equity/Index	AEL 85LNZLR1WR9SYRVFCH09	10/06/2023	10/04/2024	17	53,349	3146.07	2,475			103		6,412			(1,857)				0001	
S&P 500 Dividend Aristocrats Daily Risk Control 5% Total Return	Fixed Annuity Hedge	N/A	Equity/Index	AEL 85LNZLR1WR9SYRVFCH09	10/06/2023	10/07/2024	84	265,192	3146.07	12,358			515		31,981			(9,268)				0001	
S&P 500 Dividend Aristocrats Daily Risk Control 5% Excess Return	Fixed Annuity Hedge	N/A	Equity/Index	AEL 85LNZLR1WR9SYRVFCH09	10/06/2023	10/04/2024	422	732,231	1736.97	15,889			662		56,354			(11,917)				0001	
S&P 500 Dividend Aristocrats Daily Risk Control 5% Excess Return	Fixed Annuity Hedge	N/A	Equity/Index	AEL 85LNZLR1WR9SYRVFCH09	10/06/2023	10/06/2025	528	917,095	1736.97	27,971			14,568		72,805			(10,489)				0001	
S&P 500 Dividend Aristocrats Daily Risk Control 5% Excess Return	Fixed Annuity Hedge	N/A	Equity/Index	AEL 85LNZLR1WR9SYRVFCH09	10/06/2023	10/07/2024	152	263,458	1736.97	5,691			237		20,276			(4,268)				0001	
S&P 500 Dividend Aristocrats Daily Risk Control 5% Excess Return	Fixed Annuity Hedge	N/A	Equity/Index	AEL 85LNZLR1WR9SYRVFCH09	10/06/2023	10/08/2024	335	581,260	1736.97	12,613			526		44,735			(9,460)				0001	
S&P 500 Dividend Aristocrats Daily Risk Control 5% Excess Return	Fixed Annuity Hedge	N/A	Equity/Index	AEL 85LNZLR1WR9SYRVFCH09	10/17/2023	10/17/2024	392	685,944	1748.25	14,816			617		48,035			(11,112)				0001	
S&P 500 Dividend Aristocrats Daily Risk Control 5% Excess Return	Fixed Annuity Hedge	N/A	Equity/Index	AEL 85LNZLR1WR9SYRVFCH09	10/17/2023	10/17/2025	107	186,225	1748.25	5,661			2,949		13,658			(2,123)				0001	
Franklin Global Trends Index	Fixed Annuity Hedge	N/A	Equity/Index	AEL 85LNZLR1WR9SYRVFCH09	10/18/2023	10/18/2024	236	54,251	230.08	1,264			53		5,695			(948)				0001	
Franklin Global Trends Index	Fixed Annuity Hedge	N/A	Equity/Index	AEL 85LNZLR1WR9SYRVFCH09	10/18/2023	10/17/2025	161	36,934	230.08	1,197			623		3,865			(449)				0001	
Invesco Dynamic Growth Index	Fixed Annuity Hedge	N/A	Equity/Index	AEL 85LNZLR1WR9SYRVFCH09	10/18/2023	10/18/2024	96	235,698	2459.57	5,162			215		8,925			(3,871)				0001	
Invesco Dynamic Growth Index	Fixed Annuity Hedge	N/A	Equity/Index	AEL 85LNZLR1WR9SYRVFCH09	10/18/2023	10/17/2025	31	75,600	2459.57	2,283			1,189		3,319			(856)				0001	
S&P 500 Index Option PTP	Fixed Annuity Hedge	N/A	Equity/Index	AEL 85LNZLR1WR9SYRVFCH09	10/18/2023	10/18/2024	1,485	6,408,244	4314.6	237,749			9,906		534,966			(178,312)				0001	
S&P 500 Index Option PTP	Fixed Annuity Hedge	N/A	Equity/Index	AEL 85LNZLR1WR9SYRVFCH09	10/18/2023	10/17/2025	41	178,562	4314.6	18,386			9,576		42,286			(6,895)				0001	
S&P 500 Dividend Aristocrats Daily Risk Control 5% Total Return	Fixed Annuity Hedge	N/A	Equity/Index	AEL 85LNZLR1WR9SYRVFCH09	10/18/2023	10/18/2024	68	214,832	3150.38	9,870			411		25,801			(7,403)				0001	
S&P 500 Dividend Aristocrats Daily Risk Control 5% Excess Return	Fixed Annuity Hedge	N/A	Equity/Index	AEL 85LNZLR1WR9SYRVFCH09	10/18/2023	10/18/2024	712	1,236,294	1736.2	26,828			1,118		95,737			(20,121)				0001	
S&P 500 Dividend Aristocrats Daily Risk Control 5% Excess Return	Fixed Annuity Hedge	N/A	Equity/Index	AEL 85LNZLR1WR9SYRVFCH09	10/18/2023	10/17/2025	477	827,303	1736.2	25,315			13,185		66,145			(9,493)				0001	
Invesco Dynamic Growth Index	Fixed Annuity Hedge	N/A	Equity/Index	AEL 85LNZLR1WR9SYRVFCH09	10/19/2023	10/18/2024	250	612,156	2447.41	13,406			559		26,327			(10,055)				0001	

E06.31

STATEMENT AS OF SEPTEMBER 30, 2024 OF THE EAGLE LIFE INSURANCE COMPANY

SCHEDULE DB - PART A - SECTION 1

Showing all Options, Caps, Floors, Collars, Swaps and Forwards Open as of Current Statement Date

1	2	3	4	5	6	7	8	9	10	11	12	13	14	15	16	17	18	19	20	21	22	23		
Description	Description of Item(s) Hedged, Used for Income Generation or Replicated	Schedule/ Exhibit Identifier	Type(s) of Risk(s) (a)	Exchange, Counterparty or Central Clearinghouse	Trade Date	Date of Maturity or Expiration	Number of Contracts	Notional Amount	Strike Price, Rate or Index Received (Paid)	Cumulative Prior Year(s) Initial Cost of Un-discounted Premium (Received) Paid	Current Year Initial Cost of Un-discounted Premium (Received) Paid	Current Year Income	Book/ Adjusted Carrying Value	Code	Fair Value	Unrealized Valuation Increase/ (Decrease)	Total Foreign Exchange Change in B./A.C.V.	Current Year's (Amortization)/ Accretion	Adjustment to Carrying Value of Hedged Item	Potential Exposure	Credit Quality of Reference Entity	Hedge Effectiveness at Inception and at Quarter-end (b)		
Invesco Dynamic Growth Index	Fixed Annuity Hedge	N/A	Equity/Index	AEL 85LNZLR1WR9SYRVFCH09	10/19/2023	10/17/2025	31	76,498	2447.41	2,310			1,203		3,643			(866)				0001		
S&P 500 Index Option	Fixed Annuity Hedge	N/A	Equity/Index	AEL 85LNZLR1WR9SYRVFCH09	10/19/2023	10/18/2024	670	2,866,186	4278	116,000			4,833		287,237			(87,000)					0001	
PTPT	Fixed Annuity Hedge	N/A	Equity/Index	AEL 85LNZLR1WR9SYRVFCH09	10/19/2023	10/18/2024	419	724,330	1727.22	15,501			646		60,139			(11,625)					0001	
S&P 500 Dividend Aristocrats Daily Risk Control 5% Excess Return	Fixed Annuity Hedge	N/A	Equity/Index	AEL 85LNZLR1WR9SYRVFCH09	10/20/2023	10/18/2024	817	188,085	230.15	4,382			183		19,683			(3,287)					0001	
Franklin Global Trends Index	Fixed Annuity Hedge	N/A	Equity/Index	AEL 85LNZLR1WR9SYRVFCH09	10/20/2023	10/18/2024	93	228,619	2447.4	5,007			209		9,833			(3,755)					0001	
Invesco Dynamic Growth Index	Fixed Annuity Hedge	N/A	Equity/Index	AEL 85LNZLR1WR9SYRVFCH09	10/20/2023	10/21/2024	54	131,010	2447.4	2,869			120		5,631			(2,152)					0001	
Invesco Dynamic Growth Index	Fixed Annuity Hedge	N/A	Equity/Index	AEL 85LNZLR1WR9SYRVFCH09	10/20/2023	10/20/2025	39	95,184	2447.4	2,884			1,502		4,539			(1,082)					0001	
S&P 500 Index Option	Fixed Annuity Hedge	N/A	Equity/Index	AEL 85LNZLR1WR9SYRVFCH09	10/20/2023	10/18/2024	935	3,949,829	4224.16	149,902			6,246		338,233			(112,427)					0001	
PTPT	Fixed Annuity Hedge	N/A	Equity/Index	AEL 85LNZLR1WR9SYRVFCH09	10/20/2023	10/21/2024	632	2,669,804	4224.16	80,798			3,367		162,642			(60,599)					0001	
S&P 500 Index Option	Fixed Annuity Hedge	N/A	Equity/Index	AEL 85LNZLR1WR9SYRVFCH09	10/20/2023	10/22/2024	603	2,545,124	4224.16	94,598			3,942		224,617			(70,948)					0001	
PTPT	Fixed Annuity Hedge	N/A	Equity/Index	AEL 85LNZLR1WR9SYRVFCH09	10/23/2023	10/23/2024	623	2,626,722	4217.04	104,821			4,368		262,885			(78,615)					0001	
S&P 500 Dividend Aristocrats Daily Risk Control 5% Total Return	Fixed Annuity Hedge	N/A	Equity/Index	AEL 85LNZLR1WR9SYRVFCH09	10/23/2023	10/23/2024	14	42,158	3117.7	1,952			81		5,612			(1,464)					0001	
S&P 500 Dividend Aristocrats Daily Risk Control 5% Excess Return	Fixed Annuity Hedge	N/A	Equity/Index	AEL 85LNZLR1WR9SYRVFCH09	10/23/2023	10/23/2024	391	671,073	1716.89	14,495			604		60,075			(10,871)					0001	
S&P 500 Dividend Aristocrats Daily Risk Control 5% Excess Return	Fixed Annuity Hedge	N/A	Equity/Index	AEL 85LNZLR1WR9SYRVFCH09	10/23/2023	10/23/2025	578	992,227	1716.89	30,164			15,710		90,340			(11,311)					0001	
Invesco Dynamic Growth Index	Fixed Annuity Hedge	N/A	Equity/Index	AEL 85LNZLR1WR9SYRVFCH09	10/24/2023	10/24/2024	101	246,527	2450.87	5,399			225		10,226			(4,049)					0001	
Invesco Dynamic Growth Index	Fixed Annuity Hedge	N/A	Equity/Index	AEL 85LNZLR1WR9SYRVFCH09	10/24/2023	10/24/2025	145	354,805	2450.87	10,751			5,599		16,564			(4,031)					0001	
S&P 500 Index Option	Fixed Annuity Hedge	N/A	Equity/Index	AEL 85LNZLR1WR9SYRVFCH09	10/24/2023	10/24/2024	643	2,730,325	4247.68	125,386			5,224		321,740			(94,039)					0001	
PTPT	Fixed Annuity Hedge	N/A	Equity/Index	AEL 85LNZLR1WR9SYRVFCH09	10/24/2023	10/24/2024	479	824,975	1721.48	17,819			742		71,462			(13,365)					0001	
S&P 500 Dividend Aristocrats Daily Risk Control 5% Excess Return	Fixed Annuity Hedge	N/A	Equity/Index	AEL 85LNZLR1WR9SYRVFCH09	10/24/2023	10/24/2025	275	472,875	1721.48	14,328			7,463		41,798			(5,373)					0001	
Franklin Global Trends Index	Fixed Annuity Hedge	N/A	Equity/Index	AEL 85LNZLR1WR9SYRVFCH09	10/25/2023	10/25/2024	582	133,667	229.73	3,114			130		14,251			(2,336)					0001	
Franklin Global Trends Index	Fixed Annuity Hedge	N/A	Equity/Index	AEL 85LNZLR1WR9SYRVFCH09	10/25/2023	10/24/2025	1,669	383,313	229.73	12,458			6,488		40,725			(4,672)					0001	
Invesco Dynamic Growth Index	Fixed Annuity Hedge	N/A	Equity/Index	AEL 85LNZLR1WR9SYRVFCH09	10/25/2023	10/25/2024	701	1,707,488	2437.4	37,394			1,558		80,592			(28,045)					0001	
Invesco Dynamic Growth Index	Fixed Annuity Hedge	N/A	Equity/Index	AEL 85LNZLR1WR9SYRVFCH09	10/25/2023	10/24/2025	1,193	2,907,794	2437.4	88,106			45,889		148,107			(33,040)					0001	

E06.32

STATEMENT AS OF SEPTEMBER 30, 2024 OF THE EAGLE LIFE INSURANCE COMPANY

SCHEDULE DB - PART A - SECTION 1

Showing all Options, Caps, Floors, Collars, Swaps and Forwards Open as of Current Statement Date

1	2	3	4	5	6	7	8	9	10	11	12	13	14	15	16	17	18	19	20	21	22	23	
Description	Description of Item(s) Hedged, Used for Income Generation or Replicated	Schedule/ Exhibit Identifier	Type(s) of Risk(s) (a)	Exchange, Counterparty or Central Clearinghouse	Trade Date	Date of Maturity or Expiration	Number of Contracts	Notional Amount	Strike Price, Rate or Index Received (Paid)	Cumulative Prior Year(s) Initial Cost of Un-discounted Premium (Received) Paid	Current Year Initial Cost of Un-discounted Premium (Received) Paid	Current Year Income	Book/ Adjusted Carrying Value	Code	Fair Value	Unrealized Valuation Increase/ (Decrease)	Total Foreign Exchange Change in B./A.C.V.	Current Year's (Amortization)/ Accretion	Adjustment to Carrying Value of Hedged Item	Potential Exposure	Credit Quality of Reference Entity	Hedge Effectiveness at Inception and at Quarter-end (b)	
Blackrock Adaptive US Equity Index 7% S&P 500 Index Option PTPT	Fixed Annuity Hedge	N/A	Equity/Index	AEL 85LNZLR1WR9SYRVFCH09	10/25/2023	10/25/2024	3	2,906	1001.51	83			3		427			(62)				0001	
S&P 500 Index Option PTPT	Fixed Annuity Hedge	N/A	Equity/Index	AEL 85LNZLR1WR9SYRVFCH09	10/25/2023	10/25/2024	1,053	4,408,101	4186.77	191,068			7,961		435,884			(143,301)				0001	
S&P 500 Index Option PTPT	Fixed Annuity Hedge	N/A	Equity/Index	AEL 85LNZLR1WR9SYRVFCH09	10/25/2023	10/24/2025	22	90,871	4186.77	5,254			2,736		9,155			(1,970)				0001	
S&P 500 Index Option CLQ	Fixed Annuity Hedge	N/A	Equity/Index	AEL 85LNZLR1WR9SYRVFCH09	10/25/2023	10/25/2024	1	4,546	4186.77	123			5		560			(92)				0001	
S&P 500 Dividend Aristocrats Daily Risk Control 5% Total Return	Fixed Annuity Hedge	N/A	Equity/Index	AEL 85LNZLR1WR9SYRVFCH09	10/25/2023	10/25/2024	287	894,690	3120.12	36,581			1,524		111,648			(27,436)				0001	
S&P 500 Dividend Aristocrats Daily Risk Control 5% Excess Return	Fixed Annuity Hedge	N/A	Equity/Index	AEL 85LNZLR1WR9SYRVFCH09	10/25/2023	10/25/2024	1,112	1,910,831	1717.7	41,274			1,720		170,076			(30,955)				0001	
S&P 500 Dividend Aristocrats Daily Risk Control 5% Excess Return	Fixed Annuity Hedge	N/A	Equity/Index	AEL 85LNZLR1WR9SYRVFCH09	10/25/2023	10/24/2025	567	974,092	1717.7	29,515			15,372		88,237			(11,068)				0001	
Franklin Global Trends Index	Fixed Annuity Hedge	N/A	Equity/Index	AEL 85LNZLR1WR9SYRVFCH09	10/26/2023	10/24/2025	3,204	738,885	230.62	24,014			12,507		75,560			(9,005)				0001	
Invesco Dynamic Growth Index	Fixed Annuity Hedge	N/A	Equity/Index	AEL 85LNZLR1WR9SYRVFCH09	10/26/2023	10/25/2024	153	374,985	2443.86	8,212			342		16,665			(6,159)				0001	
Invesco Dynamic Growth Index	Fixed Annuity Hedge	N/A	Equity/Index	AEL 85LNZLR1WR9SYRVFCH09	10/26/2023	10/24/2025	376	919,215	2443.86	27,852			14,506		44,923			(10,445)				0001	
S&P 500 Index Option PTPT	Fixed Annuity Hedge	N/A	Equity/Index	AEL 85LNZLR1WR9SYRVFCH09	10/26/2023	10/25/2024	1,129	4,671,748	4137.23	176,693			7,362		456,049			(132,520)				0001	
S&P 500 Dividend Aristocrats Daily Risk Control 5% Total Return	Fixed Annuity Hedge	N/A	Equity/Index	AEL 85LNZLR1WR9SYRVFCH09	10/20/2023	10/18/2024	16	51,239	3124.9	2,396			100		6,694			(1,797)				0001	
S&P 500 Dividend Aristocrats Daily Risk Control 5% Excess Return	Fixed Annuity Hedge	N/A	Equity/Index	AEL 85LNZLR1WR9SYRVFCH09	10/20/2023	10/18/2024	496	854,550	1721.64	18,373			766		73,944			(13,780)				0001	
S&P 500 Dividend Aristocrats Daily Risk Control 5% Excess Return	Fixed Annuity Hedge	N/A	Equity/Index	AEL 85LNZLR1WR9SYRVFCH09	10/20/2023	10/21/2024	241	415,535	1721.64	8,934			372		35,955			(6,701)				0001	
S&P 500 Dividend Aristocrats Daily Risk Control 5% Excess Return	Fixed Annuity Hedge	N/A	Equity/Index	AEL 85LNZLR1WR9SYRVFCH09	10/20/2023	10/22/2024	252	433,364	1721.64	9,317			388		37,497			(6,988)				0001	
Invesco Dynamic Growth Index	Fixed Annuity Hedge	N/A	Equity/Index	AEL 85LNZLR1WR9SYRVFCH09	10/23/2023	10/23/2024	83	203,700	2449.43	4,461			186		8,576			(3,346)				0001	
Invesco Dynamic Growth Index	Fixed Annuity Hedge	N/A	Equity/Index	AEL 85LNZLR1WR9SYRVFCH09	10/23/2023	10/23/2025	519	1,272,000	2449.43	38,542			20,074		59,924			(14,453)				0001	
S&P 500 Dividend Aristocrats Daily Risk Control 5% Excess Return	Fixed Annuity Hedge	N/A	Equity/Index	AEL 85LNZLR1WR9SYRVFCH09	10/26/2023	10/25/2024	554	952,194	1717.9	20,567			857		84,631			(15,426)				0001	
S&P 500 Dividend Aristocrats Daily Risk Control 5% Excess Return	Fixed Annuity Hedge	N/A	Equity/Index	AEL 85LNZLR1WR9SYRVFCH09	10/26/2023	10/24/2025	205	351,895	1717.9	10,698			5,572		31,835			(4,012)				0001	
Franklin Global Trends Index	Fixed Annuity Hedge	N/A	Equity/Index	AEL 85LNZLR1WR9SYRVFCH09	10/27/2023	10/25/2024	298	68,725	230.78	1,601			67		6,982			(1,201)				0001	

E06.33

STATEMENT AS OF SEPTEMBER 30, 2024 OF THE EAGLE LIFE INSURANCE COMPANY

SCHEDULE DB - PART A - SECTION 1

Showing all Options, Caps, Floors, Collars, Swaps and Forwards Open as of Current Statement Date

1	2	3	4	5	6	7	8	9	10	11	12	13	14	15	16	17	18	19	20	21	22	23		
Description	Description of Item(s) Hedged, Used for Income Generation or Replicated	Schedule/ Exhibit Identifier	Type(s) of Risk(s) (a)	Exchange, Counterparty or Central Clearinghouse	Trade Date	Date of Maturity or Expiration	Number of Contracts	Notional Amount	Strike Price, Rate or Index Received (Paid)	Cumulative Prior Year(s) Initial Cost of Un-discounted Premium (Received) Paid	Current Year Initial Cost of Un-discounted Premium (Received) Paid	Current Year Income	Book/ Adjusted Carrying Value	Code	Fair Value	Unrealized Valuation Increase/ (Decrease)	Total Foreign Exchange Change in B./A.C.V.	Current Year's (Amortization)/ Accretion	Adjustment to Carrying Value of Hedged Item	Potential Exposure	Credit Quality of Reference Entity	Hedge Effectiveness at Inception and at Quarter-end (b)		
Invesco Dynamic Growth Index	Fixed Annuity Hedge	N/A	Equity/Index	AEL 85LNZLR1WR9SYRVFCH09	10/27/2023	10/25/2024	138	335,746	2440.46	7,353			306		15,408			(5,515)				0001		
Invesco Dynamic Growth Index	Fixed Annuity Hedge	N/A	Equity/Index	AEL 85LNZLR1WR9SYRVFCH09	10/27/2023	10/28/2024	102	249,119	2440.46	5,456			227		11,425			(4,092)					0001	
Invesco Dynamic Growth Index	Fixed Annuity Hedge	N/A	Equity/Index	AEL 85LNZLR1WR9SYRVFCH09	10/27/2023	10/27/2025	138	336,000	2440.46	10,181			5,303		16,801			(3,818)					0001	
S&P 500 Index Option	Fixed Annuity Hedge	N/A	Equity/Index	AEL 85LNZLR1WR9SYRVFCH09	10/27/2023	10/25/2024	764	3,145,404	4117.37	115,699			4,821		298,508			(86,774)					0001	
S&P 500 Index Option	Fixed Annuity Hedge	N/A	Equity/Index	AEL 85LNZLR1WR9SYRVFCH09	10/27/2023	10/28/2024	524	2,159,228	4117.37	65,751			2,740		143,793			(49,313)					0001	
S&P 500 Index Option	Fixed Annuity Hedge	N/A	Equity/Index	AEL 85LNZLR1WR9SYRVFCH09	10/27/2023	10/29/2024	727	2,993,649	4117.37	104,007			4,334		254,554			(78,005)					0001	
S&P 500 Dividend Aristocrats Daily Risk Control 5% Excess Return	Fixed Annuity Hedge	N/A	Equity/Index	AEL 85LNZLR1WR9SYRVFCH09	10/30/2023	10/30/2025	4	7,712	1714.76	234			122		712			(88)					0001	
S&P 500 Index Option	Fixed Annuity Hedge	N/A	Equity/Index	AEL 85LNZLR1WR9SYRVFCH09	10/31/2023	10/31/2024	485	2,035,799	4193.8	113,036			4,710		342,533			(84,777)					0001	
S&P 500 Dividend Aristocrats Daily Risk Control 5% Excess Return	Fixed Annuity Hedge	N/A	Equity/Index	AEL 85LNZLR1WR9SYRVFCH09	10/31/2023	10/31/2024	316	543,816	1719.84	11,746			489		47,664			(8,810)					0001	
S&P 500 Dividend Aristocrats Daily Risk Control 5% Excess Return	Fixed Annuity Hedge	N/A	Equity/Index	AEL 85LNZLR1WR9SYRVFCH09	10/31/2023	10/31/2025	1,025	1,762,746	1719.84	53,411			27,818		157,603			(20,029)					0001	
Franklin Global Trends Index	Fixed Annuity Hedge	N/A	Equity/Index	AEL 85LNZLR1WR9SYRVFCH09	10/31/2023	10/31/2024	500	115,065	230.03	2,693			112		12,098			(2,019)					0001	
Invesco Dynamic Growth Index	Fixed Annuity Hedge	N/A	Equity/Index	AEL 85LNZLR1WR9SYRVFCH09	10/31/2023	10/31/2024	592	1,446,934	2444.82	31,688			1,320		63,637			(23,766)					0001	
Invesco Dynamic Growth Index	Fixed Annuity Hedge	N/A	Equity/Index	AEL 85LNZLR1WR9SYRVFCH09	10/31/2023	10/31/2025	243	593,819	2444.82	17,993			9,371		28,914			(6,747)					0001	
Blackrock Adaptive US Equity Index 7%	Fixed Annuity Hedge	N/A	Equity/Index	AEL 85LNZLR1WR9SYRVFCH09	10/31/2023	10/31/2024	69	68,722	1000.32	1,959			82		10,176			(1,469)					0001	
S&P 500 Dividend Aristocrats Daily Risk Control 5% Total Return	Fixed Annuity Hedge	N/A	Equity/Index	AEL 85LNZLR1WR9SYRVFCH09	10/27/2023	10/25/2024	5	14,096	3103.47	646			27		1,954			(484)					0001	
S&P 500 Dividend Aristocrats Daily Risk Control 5% Excess Return	Fixed Annuity Hedge	N/A	Equity/Index	AEL 85LNZLR1WR9SYRVFCH09	10/27/2023	10/25/2024	230	392,556	1708.02	8,479			353		37,355			(6,359)					0001	
S&P 500 Dividend Aristocrats Daily Risk Control 5% Excess Return	Fixed Annuity Hedge	N/A	Equity/Index	AEL 85LNZLR1WR9SYRVFCH09	10/27/2023	10/27/2025	4	6,853	1708.02	208			108		660			(78)					0001	
S&P 500 Dividend Aristocrats Daily Risk Control 5% Excess Return	Fixed Annuity Hedge	N/A	Equity/Index	AEL 85LNZLR1WR9SYRVFCH09	10/27/2023	10/28/2024	546	931,755	1708.02	20,126			839		88,658			(15,094)					0001	
S&P 500 Dividend Aristocrats Daily Risk Control 5% Excess Return	Fixed Annuity Hedge	N/A	Equity/Index	AEL 85LNZLR1WR9SYRVFCH09	10/27/2023	10/29/2024	564	963,042	1708.02	20,802			867		91,633			(15,601)					0001	
Franklin Global Trends Index	Fixed Annuity Hedge	N/A	Equity/Index	AEL 85LNZLR1WR9SYRVFCH09	10/30/2023	10/30/2025	50	11,466	230.32	374			195		1,188			(140)					0001	
Invesco Dynamic Growth Index	Fixed Annuity Hedge	N/A	Equity/Index	AEL 85LNZLR1WR9SYRVFCH09	10/30/2023	10/30/2024	404	987,345	2441.32	21,623			901		44,899			(16,217)					0001	

E06.34

STATEMENT AS OF SEPTEMBER 30, 2024 OF THE EAGLE LIFE INSURANCE COMPANY

SCHEDULE DB - PART A - SECTION 1

Showing all Options, Caps, Floors, Collars, Swaps and Forwards Open as of Current Statement Date

1	2	3	4	5	6	7	8	9	10	11	12	13	14	15	16	17	18	19	20	21	22	23		
Description	Description of Item(s) Hedged, Used for Income Generation or Replicated	Schedule/ Exhibit Identifier	Type(s) of Risk(s) (a)	Exchange, Counterparty or Central Clearinghouse	Trade Date	Date of Maturity or Expiration	Number of Contracts	Notional Amount	Strike Price, Rate or Index Received (Paid)	Cumulative Prior Year(s) Initial Cost of Un-discounted Premium (Received) Paid	Current Year Initial Cost of Un-discounted Premium (Received) Paid	Current Year Income	Book/ Adjusted Carrying Value	Code	Fair Value	Unrealized Valuation Increase/ (Decrease)	Total Foreign Exchange Change in B./A.C.V.	Current Year's (Amortization)/ Accretion	Adjustment to Carrying Value of Hedged Item	Potential Exposure	Credit Quality of Reference Entity	Hedge Effectiveness at Inception and at Quarter-end (b)		
Invesco Dynamic Growth Index	Fixed Annuity Hedge	N/A	Equity/Index	AEL 85LNZLR1WR9SYRVFCH09	10/30/2023	10/30/2025	257	627,620	2441.32	19,017			9,905		31,243			(7,131)				0001		
S&P 500 Index Option	Fixed Annuity Hedge	N/A	Equity/Index	AEL 85LNZLR1WR9SYRVFCH09	10/30/2023	10/30/2024	591	2,463,799	4166.82	102,407			4,267		285,690			(76,805)					0001	
S&P 500 Dividend Aristocrats Daily Risk Control 5% Total Return	Fixed Annuity Hedge	N/A	Equity/Index	AEL 85LNZLR1WR9SYRVFCH09	10/30/2023	10/30/2024	46	143,392	3117.13	6,778			282		19,487			(5,084)					0001	
S&P 500 Dividend Aristocrats Daily Risk Control 5% Excess Return	Fixed Annuity Hedge	N/A	Equity/Index	AEL 85LNZLR1WR9SYRVFCH09	10/30/2023	10/30/2024	260	445,526	1714.76	9,579			399		40,480			(7,184)					0001	
Invesco Dynamic Growth Index	Fixed Annuity Hedge	N/A	Equity/Index	AEL 85LNZLR1WR9SYRVFCH09	11/01/2023	11/01/2024	83	204,309	2455.89	4,474			559		8,033			(3,356)					0001	
S&P 500 Index Option	Fixed Annuity Hedge	N/A	Equity/Index	AEL 85LNZLR1WR9SYRVFCH09	11/01/2023	11/01/2024	1,453	6,157,920	4237.86	253,033			31,629		553,537			(189,775)					0001	
S&P 500 Index Option	Fixed Annuity Hedge	N/A	Equity/Index	AEL 85LNZLR1WR9SYRVFCH09	11/01/2023	10/31/2025	39	165,485	4237.86	15,553			8,748		29,731			(5,832)					0001	
S&P Digital	Fixed Annuity Hedge	N/A	Equity/Index	AEL 85LNZLR1WR9SYRVFCH09	11/01/2023	11/01/2024	1	4,378	4237.86	43			5		65			(33)					0001	
S&P 500 Dividend Aristocrats Daily Risk Control 5% Excess Return	Fixed Annuity Hedge	N/A	Equity/Index	AEL 85LNZLR1WR9SYRVFCH09	11/02/2023	10/31/2025	422	731,618	1733.35	22,185			12,479		59,784			(8,319)					0001	
Invesco Dynamic Growth Index	Fixed Annuity Hedge	N/A	Equity/Index	AEL 85LNZLR1WR9SYRVFCH09	11/03/2023	11/01/2024	91	226,954	2488.97	4,970			621		5,897			(3,728)					0001	
Invesco Dynamic Growth Index	Fixed Annuity Hedge	N/A	Equity/Index	AEL 85LNZLR1WR9SYRVFCH09	11/03/2023	11/04/2024	81	200,917	2488.97	4,420			553		5,236			(3,315)					0001	
Invesco Dynamic Growth Index	Fixed Annuity Hedge	N/A	Equity/Index	AEL 85LNZLR1WR9SYRVFCH09	11/03/2023	11/03/2025	6	15,264	2488.97	464			261		550			(174)					0001	
S&P 500 Index Option	Fixed Annuity Hedge	N/A	Equity/Index	AEL 85LNZLR1WR9SYRVFCH09	11/03/2023	11/01/2024	1,072	4,672,998	4358.34	156,944			19,618		318,330			(117,708)					0001	
S&P 500 Index Option	Fixed Annuity Hedge	N/A	Equity/Index	AEL 85LNZLR1WR9SYRVFCH09	11/03/2023	11/04/2024	1,008	4,393,004	4358.34	126,486			15,811		220,356			(94,864)					0001	
S&P 500 Index Option	Fixed Annuity Hedge	N/A	Equity/Index	AEL 85LNZLR1WR9SYRVFCH09	11/03/2023	11/05/2024	707	3,079,190	4358.34	101,023			12,628		209,249			(75,767)					0001	
S&P 500 Dividend Aristocrats Daily Risk Control 5% Total Return	Fixed Annuity Hedge	N/A	Equity/Index	AEL 85LNZLR1WR9SYRVFCH09	11/03/2023	11/01/2024	65	205,652	3164.04	9,105			1,138		24,148			(6,829)					0001	
S&P 500 Dividend Aristocrats Daily Risk Control 5% Total Return	Fixed Annuity Hedge	N/A	Equity/Index	AEL 85LNZLR1WR9SYRVFCH09	11/03/2023	11/04/2024	5	15,451	3164.04	688			86		1,822			(516)					0001	
S&P 500 Dividend Aristocrats Daily Risk Control 5% Excess Return	Fixed Annuity Hedge	N/A	Equity/Index	AEL 85LNZLR1WR9SYRVFCH09	11/03/2023	11/01/2024	159	276,070	1739.52	5,853			732		20,813			(4,390)					0001	
S&P 500 Dividend Aristocrats Daily Risk Control 5% Excess Return	Fixed Annuity Hedge	N/A	Equity/Index	AEL 85LNZLR1WR9SYRVFCH09	11/03/2023	11/03/2025	9	15,423	1739.52	466			262		1,208			(175)					0001	
S&P 500 Dividend Aristocrats Daily Risk Control 5% Excess Return	Fixed Annuity Hedge	N/A	Equity/Index	AEL 85LNZLR1WR9SYRVFCH09	11/03/2023	11/04/2024	150	260,440	1739.52	5,547			693		19,634			(4,161)					0001	

E06.35

STATEMENT AS OF SEPTEMBER 30, 2024 OF THE EAGLE LIFE INSURANCE COMPANY

SCHEDULE DB - PART A - SECTION 1

Showing all Options, Caps, Floors, Collars, Swaps and Forwards Open as of Current Statement Date

1	2	3	4	5	6	7	8	9	10	11	12	13	14	15	16	17	18	19	20	21	22	23	
Description	Description of Item(s) Hedged, Used for Income Generation or Replicated	Schedule/ Exhibit Identifier	Type(s) of Risk(s) (a)	Exchange, Counterparty or Central Clearinghouse	Trade Date	Date of Maturity or Expiration	Number of Contracts	Notional Amount	Strike Price, Rate or Index Received (Paid)	Cumulative Prior Year(s) Initial Cost of Un-discounted Premium (Received) Paid	Current Year Initial Cost of Un-discounted Premium (Received) Paid	Current Year Income	Book/ Adjusted Carrying Value	Code	Fair Value	Unrealized Valuation Increase/ (Decrease)	Total Foreign Exchange Change in B./A.C.V.	Current Year's (Amortization)/ Accretion	Adjustment to Carrying Value of Hedged Item	Potential Exposure	Credit Quality of Reference Entity	Hedge Effectiveness at Inception and at Quarter-end (b)	
S&P 500 Dividend Aristocrats Daily Risk Control 5% Excess Return	Fixed Annuity Hedge	N/A	Equity/Index	AEL 85LNZLR1WR9SYRVFCH09	11/03/2023	11/05/2024	409	711,708	1739.52	15,159			1,895		53,656			(11,370)				0001	
S&P 500 Index Option PTP	Fixed Annuity Hedge	N/A	Equity/Index	AEL 85LNZLR1WR9SYRVFCH09	11/06/2023	11/06/2024	566	2,470,468	4365.98	125,270			15,659		362,207			(93,953)				0001	
S&P 500 Dividend Aristocrats Daily Risk Control 5% Total Return	Fixed Annuity Hedge	N/A	Equity/Index	AEL 85LNZLR1WR9SYRVFCH09	11/06/2023	11/06/2024	9	29,172	3159.9	1,307			163		3,492			(980)				0001	
S&P 500 Dividend Aristocrats Daily Risk Control 5% Excess Return	Fixed Annuity Hedge	N/A	Equity/Index	AEL 85LNZLR1WR9SYRVFCH09	11/06/2023	11/06/2024	211	366,954	1736.45	7,875			984		28,359			(5,906)				0001	
S&P 500 Dividend Aristocrats Daily Risk Control 5% Excess Return	Fixed Annuity Hedge	N/A	Equity/Index	AEL 85LNZLR1WR9SYRVFCH09	11/06/2023	11/06/2025	84	145,500	1736.45	4,424			2,489		11,649			(1,659)				0001	
Franklin Global Trends Index	Fixed Annuity Hedge	N/A	Equity/Index	AEL 85LNZLR1WR9SYRVFCH09	11/06/2023	11/06/2025	66	15,288	232.33	500			281		1,450			(187)				0001	
Franklin Global Trends Index	Fixed Annuity Hedge	N/A	Equity/Index	AEL 85LNZLR1WR9SYRVFCH09	11/07/2023	11/07/2024	143	33,413	232.97	782			98		3,048			(586)				0001	
Invesco Dynamic Growth Index	Fixed Annuity Hedge	N/A	Equity/Index	AEL 85LNZLR1WR9SYRVFCH09	11/07/2023	11/07/2024	147	365,059	2483.51	7,995			999		10,302			(5,996)				0001	
S&P 500 Index Option PTP	Fixed Annuity Hedge	N/A	Equity/Index	AEL 85LNZLR1WR9SYRVFCH09	11/07/2023	11/07/2024	376	1,645,539	4378.38	74,563			9,320		212,892			(55,923)				0001	
S&P 500 Dividend Aristocrats Daily Risk Control 5% Total Return	Fixed Annuity Hedge	N/A	Equity/Index	AEL 85LNZLR1WR9SYRVFCH09	11/07/2023	11/07/2024	8	25,612	3155.62	1,211			151		3,172			(909)				0001	
S&P 500 Dividend Aristocrats Daily Risk Control 5% Total Return	Fixed Annuity Hedge	N/A	Equity/Index	AEL 85LNZLR1WR9SYRVFCH09	11/01/2023	11/01/2024	88	275,244	3128.71	12,502			1,563		35,749			(9,377)				0001	
S&P 500 Dividend Aristocrats Daily Risk Control 5% Excess Return	Fixed Annuity Hedge	N/A	Equity/Index	AEL 85LNZLR1WR9SYRVFCH09	11/01/2023	11/01/2024	401	689,487	1720.61	14,962			1,870		60,096			(11,221)				0001	
S&P 500 Dividend Aristocrats Daily Risk Control 5% Excess Return	Fixed Annuity Hedge	N/A	Equity/Index	AEL 85LNZLR1WR9SYRVFCH09	11/01/2023	10/31/2025	48	82,273	1720.61	2,518			1,416		7,319			(944)				0001	
Franklin Global Trends Index	Fixed Annuity Hedge	N/A	Equity/Index	AEL 85LNZLR1WR9SYRVFCH09	11/02/2023	11/01/2024	980	227,465	232.18	5,300			662		21,596			(3,975)				0001	
Invesco Dynamic Growth Index	Fixed Annuity Hedge	N/A	Equity/Index	AEL 85LNZLR1WR9SYRVFCH09	11/02/2023	11/01/2024	162	401,151	2470.96	8,785			1,098		13,283			(6,589)				0001	
Invesco Dynamic Growth Index	Fixed Annuity Hedge	N/A	Equity/Index	AEL 85LNZLR1WR9SYRVFCH09	11/02/2023	10/31/2025	70	172,406	2470.96	5,241			2,948		7,049			(1,965)				0001	
S&P 500 Index Option PTP	Fixed Annuity Hedge	N/A	Equity/Index	AEL 85LNZLR1WR9SYRVFCH09	11/02/2023	11/01/2024	1,108	4,782,701	4317.78	199,403			24,925		444,006			(149,552)				0001	
S&P 500 Dividend Aristocrats Daily Risk Control 5% Excess Return	Fixed Annuity Hedge	N/A	Equity/Index	AEL 85LNZLR1WR9SYRVFCH09	11/02/2023	11/01/2024	1,151	1,995,447	1733.35	42,734			5,342		158,043			(32,051)				0001	

E06.36

STATEMENT AS OF SEPTEMBER 30, 2024 OF THE EAGLE LIFE INSURANCE COMPANY

SCHEDULE DB - PART A - SECTION 1

Showing all Options, Caps, Floors, Collars, Swaps and Forwards Open as of Current Statement Date

1	2	3	4	5	6	7	8	9	10	11	12	13	14	15	16	17	18	19	20	21	22	23	
Description	Description of Item(s) Hedged, Used for Income Generation or Replicated	Schedule/ Exhibit Identifier	Type(s) of Risk(s) (a)	Exchange, Counterparty or Central Clearinghouse	Trade Date	Date of Maturity or Expiration	Number of Contracts	Notional Amount	Strike Price, Rate or Index Received (Paid)	Cumulative Prior Year(s) Initial Cost of Un-discounted Premium (Received) Paid	Current Year Initial Cost of Un-discounted Premium (Received) Paid	Current Year Income	Book/ Adjusted Carrying Value	Code	Fair Value	Unrealized Valuation Increase/ (Decrease)	Total Foreign Exchange Change in B./A.C.V.	Current Year's (Amortization)/ Accretion	Adjustment to Carrying Value of Hedged Item	Potential Exposure	Credit Quality of Reference Entity	Hedge Effectiveness at Inception and at Quarter-end (b)	
S&P 500 Dividend Aristocrats Daily Risk Control 5% Excess Return	Fixed Annuity Hedge	N/A	Equity/Index	AEL 85LNZLR1WR9SYRVFCH09	11/07/2023	11/07/2024	473	820,019	1733.84	17,604			2,201		64,697			(13,203)				0001	
S&P 500 Dividend Aristocrats Daily Risk Control 5% Excess Return	Fixed Annuity Hedge	N/A	Equity/Index	AEL 85LNZLR1WR9SYRVFCH09	11/07/2023	11/07/2025	504	873,000	1733.84	26,559			14,940		71,171			(9,960)				0001	
S&P 500 Index Option PTP	Fixed Annuity Hedge	N/A	Equity/Index	AEL 85LNZLR1WR9SYRVFCH09	11/08/2023	11/08/2024	1,130	4,950,787	4382.78	211,439			26,430		467,393			(158,580)				0001	
S&P 500 Index Option PTP	Fixed Annuity Hedge	N/A	Equity/Index	AEL 85LNZLR1WR9SYRVFCH09	11/08/2023	11/07/2025	77	336,776	4382.78	23,906			13,447		45,393			(8,965)				0001	
S&P 500 Dividend Aristocrats Daily Risk Control 5% Total Return	Fixed Annuity Hedge	N/A	Equity/Index	AEL 85LNZLR1WR9SYRVFCH09	11/08/2023	11/08/2024	80	253,849	3155.25	11,285			1,411		30,615			(8,464)				0001	
S&P 500 Dividend Aristocrats Daily Risk Control 5% Excess Return	Fixed Annuity Hedge	N/A	Equity/Index	AEL 85LNZLR1WR9SYRVFCH09	11/08/2023	11/08/2024	1,693	2,933,752	1733.37	62,944			7,868		232,320			(47,208)				0001	
S&P 500 Dividend Aristocrats Daily Risk Control 5% Excess Return	Fixed Annuity Hedge	N/A	Equity/Index	AEL 85LNZLR1WR9SYRVFCH09	11/08/2023	11/07/2025	201	349,186	1733.37	10,613			5,970		28,559			(3,980)				0001	
Franklin Global Trends Index	Fixed Annuity Hedge	N/A	Equity/Index	AEL 85LNZLR1WR9SYRVFCH09	11/08/2023	11/08/2024	437	101,930	233.36	2,385			298		9,112			(1,789)				0001	
Invesco Dynamic Growth Index	Fixed Annuity Hedge	N/A	Equity/Index	AEL 85LNZLR1WR9SYRVFCH09	11/08/2023	11/08/2024	342	848,991	2484.73	18,593			2,324		23,582			(13,945)				0001	
Invesco Dynamic Growth Index	Fixed Annuity Hedge	N/A	Equity/Index	AEL 85LNZLR1WR9SYRVFCH09	11/08/2023	11/07/2025	439	1,089,767	2484.73	33,129			18,635		40,597			(12,423)				0001	
Invesco Dynamic Growth Index	Fixed Annuity Hedge	N/A	Equity/Index	AEL 85LNZLR1WR9SYRVFCH09	11/09/2023	11/08/2024	93	230,435	2474.69	5,047			631		7,301			(3,785)				0001	
S&P 500 Index Option PTP	Fixed Annuity Hedge	N/A	Equity/Index	AEL 85LNZLR1WR9SYRVFCH09	11/09/2023	11/08/2024	730	3,175,590	4347.35	125,151			15,644		288,343			(93,863)				0001	
S&P 500 Dividend Aristocrats Daily Risk Control 5% Excess Return	Fixed Annuity Hedge	N/A	Equity/Index	AEL 85LNZLR1WR9SYRVFCH09	11/09/2023	11/08/2024	483	835,149	1728.4	17,956			2,244		68,714			(13,467)				0001	
Franklin Global Trends Index	Fixed Annuity Hedge	N/A	Equity/Index	AEL 85LNZLR1WR9SYRVFCH09	11/10/2023	11/08/2024	589	137,037	232.47	3,193			399		12,820			(2,395)				0001	
Invesco Dynamic Growth Index	Fixed Annuity Hedge	N/A	Equity/Index	AEL 85LNZLR1WR9SYRVFCH09	11/10/2023	11/08/2024	134	332,063	2480.58	7,272			909		9,754			(5,454)				0001	
Invesco Dynamic Growth Index	Fixed Annuity Hedge	N/A	Equity/Index	AEL 85LNZLR1WR9SYRVFCH09	11/10/2023	11/10/2025	18	44,353	2480.58	1,348			758		1,705			(506)				0001	
S&P 500 Index Option PTP	Fixed Annuity Hedge	N/A	Equity/Index	AEL 85LNZLR1WR9SYRVFCH09	11/10/2023	11/08/2024	664	2,929,725	4415.24	92,663			11,583		184,386			(69,497)				0001	
S&P 500 Index Option PTP	Fixed Annuity Hedge	N/A	Equity/Index	AEL 85LNZLR1WR9SYRVFCH09	11/10/2023	11/11/2024	318	1,402,428	4415.24	49,190			6,149		107,653			(36,893)				0001	
S&P 500 Index Option PTP	Fixed Annuity Hedge	N/A	Equity/Index	AEL 85LNZLR1WR9SYRVFCH09	11/10/2023	11/12/2024	422	1,862,818	4415.24	74,671			9,334		189,046			(56,003)				0001	
S&P 500 Dividend Aristocrats Daily Risk Control 5% Total Return	Fixed Annuity Hedge	N/A	Equity/Index	AEL 85LNZLR1WR9SYRVFCH09	11/10/2023	11/08/2024	43	136,037	3157.29	6,244			781		16,445			(4,683)				0001	

E06.37

STATEMENT AS OF SEPTEMBER 30, 2024 OF THE EAGLE LIFE INSURANCE COMPANY

SCHEDULE DB - PART A - SECTION 1

Showing all Options, Caps, Floors, Collars, Swaps and Forwards Open as of Current Statement Date

1	2	3	4	5	6	7	8	9	10	11	12	13	14	15	16	17	18	19	20	21	22	23	
Description	Description of Item(s) Hedged, Used for Income Generation or Replicated	Schedule/ Exhibit Identifier	Type(s) of Risk(s) (a)	Exchange, Counterparty or Central Clearinghouse	Trade Date	Date of Maturity or Expiration	Number of Contracts	Notional Amount	Strike Price, Rate or Index Received (Paid)	Cumulative Prior Year(s) Initial Cost of Un-discounted Premium (Received) Paid	Current Year Initial Cost of Un-discounted Premium (Received) Paid	Current Year Income	Book/ Adjusted Carrying Value	Code	Fair Value	Unrealized Valuation Increase/ (Decrease)	Total Foreign Exchange Change in B./A.C.V.	Current Year's (Amortization)/ Accretion	Adjustment to Carrying Value of Hedged Item	Potential Exposure	Credit Quality of Reference Entity	Hedge Effectiveness at Inception and at Quarter-end (b)	
S&P 500 Dividend Aristocrats Daily Risk Control 5% Excess Return	Fixed Annuity Hedge	N/A	Equity/Index	AEL 85LNZLR1WR9SYRVFCH09	11/10/2023	11/08/2024	1,027	1,781,094	1733.97	38,115			4,764		140,381			(28,587)				0001	
S&P 500 Dividend Aristocrats Daily Risk Control 5% Excess Return	Fixed Annuity Hedge	N/A	Equity/Index	AEL 85LNZLR1WR9SYRVFCH09	11/10/2023	11/10/2025	542	939,898	1733.97	28,573			16,072		76,591			(10,715)				0001	
S&P 500 Dividend Aristocrats Daily Risk Control 5% Excess Return	Fixed Annuity Hedge	N/A	Equity/Index	AEL 85LNZLR1WR9SYRVFCH09	11/10/2023	11/11/2024	328	569,028	1733.97	12,120			1,515		44,850			(9,090)				0001	
S&P 500 Dividend Aristocrats Daily Risk Control 5% Excess Return	Fixed Annuity Hedge	N/A	Equity/Index	AEL 85LNZLR1WR9SYRVFCH09	11/10/2023	11/12/2024	58	99,964	1733.97	2,139			267		7,879			(1,604)				0001	
S&P 500 Index Option PTP	Fixed Annuity Hedge	N/A	Equity/Index	AEL 85LNZLR1WR9SYRVFCH09	11/13/2023	11/13/2024	553	2,441,723	4411.55	98,050			12,328		231,150			(73,537)				0001	
S&P Digital	Fixed Annuity Hedge	N/A	Equity/Index	AEL 85LNZLR1WR9SYRVFCH09	11/13/2023	11/13/2024	10	43,116	4411.55	440			55		639			(330)				0001	
S&P 500 Dividend Aristocrats Daily Risk Control 5% Total Return	Fixed Annuity Hedge	N/A	Equity/Index	AEL 85LNZLR1WR9SYRVFCH09	11/13/2023	11/13/2024	21	66,607	3157.06	3,064			383		8,099			(2,298)				0001	
S&P 500 Dividend Aristocrats Daily Risk Control 5% Excess Return	Fixed Annuity Hedge	N/A	Equity/Index	AEL 85LNZLR1WR9SYRVFCH09	11/13/2023	11/13/2024	796	1,380,279	1733.06	29,600			3,700		109,570			(22,200)				0001	
S&P 500 Dividend Aristocrats Daily Risk Control 5% Excess Return	Fixed Annuity Hedge	N/A	Equity/Index	AEL 85LNZLR1WR9SYRVFCH09	11/13/2023	11/13/2025	84	145,668	1733.06	4,423			2,488		11,950			(1,658)				0001	
Invesco Dynamic Growth Index	Fixed Annuity Hedge	N/A	Equity/Index	AEL 85LNZLR1WR9SYRVFCH09	11/13/2023	11/13/2024	20	49,224	2479.97	1,078			135		1,463			(809)				0001	
Invesco Dynamic Growth Index	Fixed Annuity Hedge	N/A	Equity/Index	AEL 85LNZLR1WR9SYRVFCH09	11/13/2023	11/13/2025	3	8,182	2479.97	249			140		316			(93)				0001	
Franklin Global Trends Index	Fixed Annuity Hedge	N/A	Equity/Index	AEL 85LNZLR1WR9SYRVFCH09	11/14/2023	11/14/2024	375	87,817	234.26	2,055			257		7,483			(1,541)				0001	
Franklin Global Trends Index	Fixed Annuity Hedge	N/A	Equity/Index	AEL 85LNZLR1WR9SYRVFCH09	11/14/2023	11/14/2025	784	183,750	234.26	6,009			3,380		15,937			(2,253)				0001	
Invesco Dynamic Growth Index	Fixed Annuity Hedge	N/A	Equity/Index	AEL 85LNZLR1WR9SYRVFCH09	11/14/2023	11/14/2024	168	421,718	2505.63	9,236			1,154		8,635			(6,927)				0001	
Invesco Dynamic Growth Index	Fixed Annuity Hedge	N/A	Equity/Index	AEL 85LNZLR1WR9SYRVFCH09	11/14/2023	11/14/2025	276	691,052	2505.63	21,077			11,856		22,193			(7,904)				0001	
Blackrock Adaptive US Equity Index 7%	Fixed Annuity Hedge	N/A	Equity/Index	AEL 85LNZLR1WR9SYRVFCH09	11/14/2023	11/14/2025	373	384,709	1031.56	14,734			8,288		42,627			(5,525)				0001	
S&P 500 Index Option PTP	Fixed Annuity Hedge	N/A	Equity/Index	AEL 85LNZLR1WR9SYRVFCH09	11/14/2023	11/14/2024	287	1,288,045	4495.7	74,018			9,252		219,431			(55,513)				0001	
S&P 500 Dividend Aristocrats Daily Risk Control 5% Total Return	Fixed Annuity Hedge	N/A	Equity/Index	AEL 85LNZLR1WR9SYRVFCH09	11/14/2023	11/14/2024	21	67,658	3185.82	3,196			400		7,725			(2,397)				0001	
S&P 500 Dividend Aristocrats Daily Risk Control 5% Excess Return	Fixed Annuity Hedge	N/A	Equity/Index	AEL 85LNZLR1WR9SYRVFCH09	11/14/2023	11/14/2024	195	340,395	1748.58	7,284			911		23,779			(5,463)				0001	

E06.38

STATEMENT AS OF SEPTEMBER 30, 2024 OF THE EAGLE LIFE INSURANCE COMPANY

SCHEDULE DB - PART A - SECTION 1

Showing all Options, Caps, Floors, Collars, Swaps and Forwards Open as of Current Statement Date

1	2	3	4	5	6	7	8	9	10	11	12	13	14	15	16	17	18	19	20	21	22	23	
Description	Description of Item(s) Hedged, Used for Income Generation or Replicated	Schedule/ Exhibit Identifier	Type(s) of Risk(s) (a)	Exchange, Counterparty or Central Clearinghouse	Trade Date	Date of Maturity or Expiration	Number of Contracts	Notional Amount	Strike Price, Rate or Index Received (Paid)	Cumulative Prior Year(s) Initial Cost of Un-discounted Premium (Received) Paid	Current Year Initial Cost of Un-discounted Premium (Received) Paid	Current Year Income	Book/ Adjusted Carrying Value	Code	Fair Value	Unrealized Valuation Increase/ (Decrease)	Total Foreign Exchange Change in B./A.C.V.	Current Year's (Amortization)/ Accretion	Adjustment to Carrying Value of Hedged Item	Potential Exposure	Credit Quality of Reference Entity	Hedge Effectiveness at Inception and at Quarter-end (b)	
S&P 500 Dividend Aristocrats Daily Risk Control 5% Excess Return	Fixed Annuity Hedge	N/A	Equity/Index	AEL 85LNZLR1WR9SYRVFCH09	11/14/2023	11/14/2025	176	307,230	1748.58	9,463			5,323		22,603			(3,549)				0001	
S&P 500 Index Option	Fixed Annuity Hedge	N/A	Equity/Index	AEL 85LNZLR1WR9SYRVFCH09	11/15/2023	11/15/2024	990	4,457,037	4502.88	170,130			21,266		364,905			(127,597)				0001	
S&P 500 Index Option	Fixed Annuity Hedge	N/A	Equity/Index	AEL 85LNZLR1WR9SYRVFCH09	11/15/2023	11/14/2025	52	234,618	4502.88	20,488			11,524		41,585			(7,683)				0001	
S&P 500 Dividend Aristocrats Daily Risk Control 5% Total Return	Fixed Annuity Hedge	N/A	Equity/Index	AEL 85LNZLR1WR9SYRVFCH09	11/15/2023	11/15/2024	51	163,527	3192.1	7,511			939		18,033			(5,633)				0001	
S&P 500 Dividend Aristocrats Daily Risk Control 5% Excess Return	Fixed Annuity Hedge	N/A	Equity/Index	AEL 85LNZLR1WR9SYRVFCH09	11/15/2023	11/15/2024	401	702,932	1751.76	15,113			1,889		47,748			(11,335)				0001	
S&P 500 Dividend Aristocrats Daily Risk Control 5% Excess Return	Fixed Annuity Hedge	N/A	Equity/Index	AEL 85LNZLR1WR9SYRVFCH09	11/15/2023	11/14/2025	29	51,028	1751.76	1,582			890		3,668			(593)				0001	
Invesco Dynamic Growth Index	Fixed Annuity Hedge	N/A	Equity/Index	AEL 85LNZLR1WR9SYRVFCH09	11/15/2023	11/15/2024	288	719,721	2499.94	15,762			1,970		16,165			(11,821)				0001	
Invesco Dynamic Growth Index	Fixed Annuity Hedge	N/A	Equity/Index	AEL 85LNZLR1WR9SYRVFCH09	11/15/2023	11/14/2025	70	176,159	2499.94	5,355			3,012		5,903			(2,008)				0001	
Blackrock Adaptive US Equity Index 7%	Fixed Annuity Hedge	N/A	Equity/Index	AEL 85LNZLR1WR9SYRVFCH09	11/15/2023	11/15/2024	201	207,625	1032.43	5,917			740		23,295			(4,438)				0001	
S&P 500 Index Option	Fixed Annuity Hedge	N/A	Equity/Index	AEL 85LNZLR1WR9SYRVFCH09	11/16/2023	11/15/2024	910	4,102,630	4508.24	156,411			19,551		326,776			(117,308)				0001	
S&P 500 Dividend Aristocrats Daily Risk Control 5% Excess Return	Fixed Annuity Hedge	N/A	Equity/Index	AEL 85LNZLR1WR9SYRVFCH09	11/16/2023	11/15/2024	647	1,133,236	1750.89	24,251			3,031		77,575			(18,188)				0001	
S&P 500 Dividend Aristocrats Daily Risk Control 5% Excess Return	Fixed Annuity Hedge	N/A	Equity/Index	AEL 85LNZLR1WR9SYRVFCH09	11/16/2023	11/14/2025	155	271,037	1750.89	8,375			4,711		19,608			(3,141)				0001	
Franklin Global Trends Index	Fixed Annuity Hedge	N/A	Equity/Index	AEL 85LNZLR1WR9SYRVFCH09	11/16/2023	11/15/2024	552	129,369	234.3	3,027			378		11,000			(2,270)				0001	
Invesco Dynamic Growth Index	Fixed Annuity Hedge	N/A	Equity/Index	AEL 85LNZLR1WR9SYRVFCH09	11/16/2023	11/15/2024	113	281,989	2503.37	6,176			772		6,002			(4,632)				0001	
S&P 500 Index Option	Fixed Annuity Hedge	N/A	Equity/Index	AEL 85LNZLR1WR9SYRVFCH09	11/17/2023	11/15/2024	738	3,330,137	4514.02	115,206			14,401		237,601			(86,405)				0001	
S&P 500 Index Option	Fixed Annuity Hedge	N/A	Equity/Index	AEL 85LNZLR1WR9SYRVFCH09	11/17/2023	11/18/2024	393	1,776,137	4514.02	62,703			7,838		135,626			(47,028)				0001	
S&P 500 Index Option	Fixed Annuity Hedge	N/A	Equity/Index	AEL 85LNZLR1WR9SYRVFCH09	11/17/2023	11/19/2024	810	3,654,702	4514.02	113,248			14,156		217,707			(84,936)				0001	
S&P Digital	Fixed Annuity Hedge	N/A	Equity/Index	AEL 85LNZLR1WR9SYRVFCH09	11/17/2023	11/18/2024	1	4,853	4514.02	49			6		72			(37)				0001	
S&P 500 Dividend Aristocrats Daily Risk Control 5% Total Return	Fixed Annuity Hedge	N/A	Equity/Index	AEL 85LNZLR1WR9SYRVFCH09	11/17/2023	11/15/2024	18	59,045	3194.36	2,669			334		6,414			(2,002)				0001	
S&P 500 Dividend Aristocrats Daily Risk Control 5% Total Return	Fixed Annuity Hedge	N/A	Equity/Index	AEL 85LNZLR1WR9SYRVFCH09	11/17/2023	11/18/2024	24	77,840	3194.36	3,575			447		8,541			(2,681)				0001	

E06.39

STATEMENT AS OF SEPTEMBER 30, 2024 OF THE EAGLE LIFE INSURANCE COMPANY

SCHEDULE DB - PART A - SECTION 1

Showing all Options, Caps, Floors, Collars, Swaps and Forwards Open as of Current Statement Date

1	2	3	4	5	6	7	8	9	10	11	12	13	14	15	16	17	18	19	20	21	22	23	
Description	Description of Item(s) Hedged, Used for Income Generation or Replicated	Schedule/ Exhibit Identifier	Type(s) of Risk(s) (a)	Exchange, Counterparty or Central Clearinghouse	Trade Date	Date of Maturity or Expiration	Number of Contracts	Notional Amount	Strike Price, Rate or Index Received (Paid)	Cumulative Prior Year(s) Initial Cost of Un-discounted Premium (Received) Paid	Current Year Initial Cost of Un-discounted Premium (Received) Paid	Current Year Income	Book/ Adjusted Carrying Value	Code	Fair Value	Unrealized Valuation Increase/ (Decrease)	Total Foreign Exchange Change in B./A.C.V.	Current Year's (Amortization)/ Accretion	Adjustment to Carrying Value of Hedged Item	Potential Exposure	Credit Quality of Reference Entity	Hedge Effectiveness at Inception and at Quarter-end (b)	
S&P 500 Dividend Aristocrats Daily Risk Control 5% Total Return	Fixed Annuity Hedge	N/A	Equity/Index	AEL 85LNZLR1WR9SYRVFCH09	11/17/2023	11/19/2024	5	17,306	3194.36	556			69		1,545			(417)				0001	
S&P 500 Dividend Aristocrats Daily Risk Control 5% Excess Return	Fixed Annuity Hedge	N/A	Equity/Index	AEL 85LNZLR1WR9SYRVFCH09	11/17/2023	11/15/2024	385	674,553	1752.47	14,503			1,813		45,530			(10,877)				0001	
S&P 500 Dividend Aristocrats Daily Risk Control 5% Excess Return	Fixed Annuity Hedge	N/A	Equity/Index	AEL 85LNZLR1WR9SYRVFCH09	11/17/2023	11/17/2025	53	93,120	1752.47	2,868			1,613		6,663			(1,076)				0001	
S&P 500 Index Option	Fixed Annuity Hedge	N/A	Equity/Index	AEL 85LNZLR1WR9SYRVFCH09	11/20/2023	11/20/2024	820	3,727,288	4547.38	149,978			18,747		346,878			(112,483)				0001	
S&P 500 Dividend Aristocrats Daily Risk Control 5% Excess Return	Fixed Annuity Hedge	N/A	Equity/Index	AEL 85LNZLR1WR9SYRVFCH09	11/20/2023	11/20/2024	466	816,448	1752.93	17,472			2,184		54,888			(13,104)				0001	
S&P 500 Dividend Aristocrats Daily Risk Control 5% Excess Return	Fixed Annuity Hedge	N/A	Equity/Index	AEL 85LNZLR1WR9SYRVFCH09	11/20/2023	11/20/2025	31	53,846	1752.93	1,664			936		3,842			(624)				0001	
Franklin Global Trends Index	Fixed Annuity Hedge	N/A	Equity/Index	AEL 85LNZLR1WR9SYRVFCH09	11/20/2023	11/20/2024	692	162,459	234.7	3,802			475		13,512			(2,851)				0001	
Invesco Dynamic Growth Index	Fixed Annuity Hedge	N/A	Equity/Index	AEL 85LNZLR1WR9SYRVFCH09	11/20/2023	11/20/2024	39	98,879	2506.73	2,165			271		2,018			(1,624)				0001	
Invesco Dynamic Growth Index	Fixed Annuity Hedge	N/A	Equity/Index	AEL 85LNZLR1WR9SYRVFCH09	11/20/2023	11/20/2025	52	129,664	2506.73	3,955			2,225		4,149			(1,483)				0001	
S&P 500 Dividend Aristocrats Daily Risk Control 5% Excess Return	Fixed Annuity Hedge	N/A	Equity/Index	AEL 85LNZLR1WR9SYRVFCH09	11/17/2023	11/18/2024	219	383,726	1752.47	8,212			1,026		25,902			(6,159)				0001	
S&P 500 Dividend Aristocrats Daily Risk Control 5% Excess Return	Fixed Annuity Hedge	N/A	Equity/Index	AEL 85LNZLR1WR9SYRVFCH09	11/17/2023	11/18/2025	58	102,450	1752.47	3,155			1,775		7,332			(1,183)				0001	
S&P 500 Dividend Aristocrats Daily Risk Control 5% Excess Return	Fixed Annuity Hedge	N/A	Equity/Index	AEL 85LNZLR1WR9SYRVFCH09	11/17/2023	11/19/2024	414	726,378	1752.47	15,617			1,952		49,034			(11,713)				0001	
S&P 500 Dividend Aristocrats Daily Risk Control 5% Excess Return	Fixed Annuity Hedge	N/A	Equity/Index	AEL 85LNZLR1WR9SYRVFCH09	11/17/2023	11/19/2025	61	106,700	1752.47	3,286			1,849		7,638			(1,232)				0001	
Franklin Global Trends Index	Fixed Annuity Hedge	N/A	Equity/Index	AEL 85LNZLR1WR9SYRVFCH09	11/17/2023	11/18/2025	662	155,258	234.46	5,092			2,865		13,343			(1,910)				0001	
Invesco Dynamic Growth Index	Fixed Annuity Hedge	N/A	Equity/Index	AEL 85LNZLR1WR9SYRVFCH09	11/17/2023	11/15/2024	57	141,851	2504.57	3,107			388		2,962			(2,330)				0001	
Invesco Dynamic Growth Index	Fixed Annuity Hedge	N/A	Equity/Index	AEL 85LNZLR1WR9SYRVFCH09	11/17/2023	11/18/2024	166	414,973	2504.57	9,129			1,141		8,725			(6,847)				0001	
Invesco Dynamic Growth Index	Fixed Annuity Hedge	N/A	Equity/Index	AEL 85LNZLR1WR9SYRVFCH09	11/17/2023	11/17/2025	201	502,877	2504.57	15,338			8,627		16,316			(5,752)				0001	
S&P 500 Dividend Aristocrats Daily Risk Control 5% Excess Return	Fixed Annuity Hedge	N/A	Equity/Index	AEL 85LNZLR1WR9SYRVFCH09	11/22/2023	11/21/2025	397	697,447	1755.83	21,691			12,201		48,721			(8,134)				0001	
Franklin Global Trends Index	Fixed Annuity Hedge	N/A	Equity/Index	AEL 85LNZLR1WR9SYRVFCH09	11/24/2023	11/25/2024	1,710	400,938	234.5	9,382			1,173		33,710			(7,036)				0001	

E06.40

STATEMENT AS OF SEPTEMBER 30, 2024 OF THE EAGLE LIFE INSURANCE COMPANY

SCHEDULE DB - PART A - SECTION 1

Showing all Options, Caps, Floors, Collars, Swaps and Forwards Open as of Current Statement Date

1	2	3	4	5	6	7	8	9	10	11	12	13	14	15	16	17	18	19	20	21	22	23	
Description	Description of Item(s) Hedged, Used for Income Generation or Replicated	Schedule/ Exhibit Identifier	Type(s) of Risk(s) (a)	Exchange, Counterparty or Central Clearinghouse	Trade Date	Date of Maturity or Expiration	Number of Contracts	Notional Amount	Strike Price, Rate or Index Received (Paid)	Cumulative Prior Year(s) Initial Cost of Un-discounted Premium (Received) Paid	Current Year Initial Cost of Un-discounted Premium (Received) Paid	Current Year Income	Book/ Adjusted Carrying Value	Code	Fair Value	Unrealized Valuation Increase/ (Decrease)	Total Foreign Exchange Change in B./A.C.V.	Current Year's (Amortization)/ Accretion	Adjustment to Carrying Value of Hedged Item	Potential Exposure	Credit Quality of Reference Entity	Hedge Effectiveness at Inception and at Quarter-end (b)	
Invesco Dynamic Growth Index	Fixed Annuity Hedge	N/A	Equity/Index	AEL 85LNZLR1WR9SYRVFCH09	11/24/2023	11/25/2024	354	886,762	2504.51	19,509			2,439		18,959			(14,632)				0001	
S&P 500 Index Option	Fixed Annuity Hedge	N/A	Equity/Index	AEL 85LNZLR1WR9SYRVFCH09	11/24/2023	11/22/2024	1,280	5,834,840	4559.34	187,084			23,386		351,004			(140,313)				0001	
PTPT	Fixed Annuity Hedge	N/A	Equity/Index	AEL 85LNZLR1WR9SYRVFCH09	11/24/2023	11/25/2024	609	2,774,726	4559.34	90,032			11,254		165,291			(67,524)				0001	
S&P 500 Index Option	Fixed Annuity Hedge	N/A	Equity/Index	AEL 85LNZLR1WR9SYRVFCH09	11/24/2023	11/26/2024	434	1,978,461	4559.34	69,601			8,700		143,128			(52,200)				0001	
PTPT	Fixed Annuity Hedge	N/A	Equity/Index	AEL 85LNZLR1WR9SYRVFCH09	11/24/2023	11/26/2024	4	16,627	4559.34	171			21		245			(128)				0001	
S&P Digital Aristocrats Daily Risk Control 5% Excess Return	Fixed Annuity Hedge	N/A	Equity/Index	AEL 85LNZLR1WR9SYRVFCH09	11/24/2023	11/22/2024	187	329,481	1758.1	7,051			881		21,125			(5,288)				0001	
S&P 500 Dividend Aristocrats Daily Risk Control 5% Excess Return	Fixed Annuity Hedge	N/A	Equity/Index	AEL 85LNZLR1WR9SYRVFCH09	11/24/2023	11/24/2025	14	24,250	1758.1	742			417		1,667			(278)				0001	
S&P 500 Dividend Aristocrats Daily Risk Control 5% Excess Return	Fixed Annuity Hedge	N/A	Equity/Index	AEL 85LNZLR1WR9SYRVFCH09	11/24/2023	11/25/2024	325	570,547	1758.1	12,210			1,526		36,586			(9,157)				0001	
S&P 500 Dividend Aristocrats Daily Risk Control 5% Excess Return	Fixed Annuity Hedge	N/A	Equity/Index	AEL 85LNZLR1WR9SYRVFCH09	11/24/2023	11/25/2025	5	8,683	1758.1	267			150		597			(100)				0001	
S&P 500 Dividend Aristocrats Daily Risk Control 5% Excess Return	Fixed Annuity Hedge	N/A	Equity/Index	AEL 85LNZLR1WR9SYRVFCH09	11/24/2023	11/26/2024	136	238,830	1758.1	5,135			642		15,315			(3,851)				0001	
S&P 500 Dividend Aristocrats Daily Risk Control 5% Excess Return	Fixed Annuity Hedge	N/A	Equity/Index	AEL 85LNZLR1WR9SYRVFCH09	11/24/2023	11/26/2025	4	6,562	1758.1	202			114		451			(76)				0001	
PTPT	Fixed Annuity Hedge	N/A	Equity/Index	AEL 85LNZLR1WR9SYRVFCH09	11/27/2023	11/27/2024	218	990,149	4550.43	56,372			7,047		158,579			(42,279)				0001	
S&P 500 Dividend Aristocrats Daily Risk Control 5% Excess Return	Fixed Annuity Hedge	N/A	Equity/Index	AEL 85LNZLR1WR9SYRVFCH09	11/27/2023	11/27/2024	341	598,108	1755.71	12,840			1,605		39,216			(9,630)				0001	
S&P 500 Dividend Aristocrats Daily Risk Control 5% Excess Return	Fixed Annuity Hedge	N/A	Equity/Index	AEL 85LNZLR1WR9SYRVFCH09	11/27/2023	11/26/2025	186	327,375	1755.71	9,961			5,603		22,916			(3,735)				0001	
Franklin Global Trends Index	Fixed Annuity Hedge	N/A	Equity/Index	AEL 85LNZLR1WR9SYRVFCH09	11/28/2023	11/27/2024	47	11,151	235.67	261			33		878			(196)				0001	
Invesco Dynamic Growth Index	Fixed Annuity Hedge	N/A	Equity/Index	AEL 85LNZLR1WR9SYRVFCH09	11/28/2023	11/27/2024	194	487,312	2510.83	10,672			1,334		9,488			(8,004)				0001	
Invesco Dynamic Growth Index	Fixed Annuity Hedge	N/A	Equity/Index	AEL 85LNZLR1WR9SYRVFCH09	11/28/2023	11/28/2025	240	603,013	2510.83	18,392			10,345		18,830			(6,897)				0001	
Blackrock Adaptive US Equity Index 7%	Fixed Annuity Hedge	N/A	Equity/Index	AEL 85LNZLR1WR9SYRVFCH09	11/28/2023	11/27/2024	9	9,132	1036.51	260			33		983			(195)				0001	
Blackrock Adaptive US Equity Index 7%	Fixed Annuity Hedge	N/A	Equity/Index	AEL 85LNZLR1WR9SYRVFCH09	11/28/2023	11/28/2025	152	157,261	1036.51	6,023			3,388		16,713			(2,259)				0001	
S&P 500 Index Option	Fixed Annuity Hedge	N/A	Equity/Index	AEL 85LNZLR1WR9SYRVFCH09	11/28/2023	11/27/2024	356	1,621,599	4554.89	89,627			11,203		224,245			(67,221)				0001	

E06.41

STATEMENT AS OF SEPTEMBER 30, 2024 OF THE EAGLE LIFE INSURANCE COMPANY

SCHEDULE DB - PART A - SECTION 1

Showing all Options, Caps, Floors, Collars, Swaps and Forwards Open as of Current Statement Date

1	2	3	4	5	6	7	8	9	10	11	12	13	14	15	16	17	18	19	20	21	22	23	
Description	Description of Item(s) Hedged, Used for Income Generation or Replicated	Schedule/ Exhibit Identifier	Type(s) of Risk(s) (a)	Exchange, Counterparty or Central Clearinghouse	Trade Date	Date of Maturity or Expiration	Number of Contracts	Notional Amount	Strike Price, Rate or Index Received (Paid)	Cumulative Prior Year(s) Initial Cost of Un-discounted Premium (Received) Paid	Current Year Initial Cost of Un-discounted Premium (Received) Paid	Current Year Income	Book/ Adjusted Carrying Value	Code	Fair Value	Unrealized Valuation Increase/ (Decrease)	Total Foreign Exchange Change in B./A.C.V.	Current Year's (Amortization)/ Accretion	Adjustment to Carrying Value of Hedged Item	Potential Exposure	Credit Quality of Reference Entity	Hedge Effectiveness at Inception and at Quarter-end (b)	
S&P 500 Index Option PTPT	Fixed Annuity Hedge	N/A	Equity/Index	AEL 85LNZLR1WR9SYRVFCH09	11/28/2023	11/28/2025	28	128,453	4554.89	7,026			3,952		9,874			(2,635)				0001	
S&P 500 Dividend Aristocrats Daily Risk Control 5% Excess Return	Fixed Annuity Hedge	N/A	Equity/Index	AEL 85LNZLR1WR9SYRVFCH09	11/28/2023	11/27/2024	241	423,098	1754.97	9,139			1,142		27,930			(6,854)				0001	
S&P 500 Dividend Aristocrats Daily Risk Control 5% Excess Return	Fixed Annuity Hedge	N/A	Equity/Index	AEL 85LNZLR1WR9SYRVFCH09	11/28/2023	11/28/2025	100	175,401	1754.97	5,385			3,029		12,351			(2,019)				0001	
S&P 500 Index Option PTPT	Fixed Annuity Hedge	N/A	Equity/Index	AEL 85LNZLR1WR9SYRVFCH09	11/29/2023	11/29/2024	601	2,735,254	4550.58	124,654			15,582		281,452			(93,491)				0001	
S&P 500 Dividend Aristocrats Daily Risk Control 5% Total Return	Fixed Annuity Hedge	N/A	Equity/Index	AEL 85LNZLR1WR9SYRVFCH09	11/29/2023	11/29/2024	35	110,605	3202.33	5,088			636		12,145			(3,816)				0001	
S&P 500 Dividend Aristocrats Daily Risk Control 5% Excess Return	Fixed Annuity Hedge	N/A	Equity/Index	AEL 85LNZLR1WR9SYRVFCH09	11/29/2023	11/29/2024	485	850,740	1753.66	18,291			2,286		56,835			(13,718)				0001	
S&P 500 Dividend Aristocrats Daily Risk Control 5% Excess Return	Fixed Annuity Hedge	N/A	Equity/Index	AEL 85LNZLR1WR9SYRVFCH09	11/29/2023	11/28/2025	169	295,791	1753.66	9,110			5,125		21,030			(3,416)				0001	
Franklin Global Trends Index	Fixed Annuity Hedge	N/A	Equity/Index	AEL 85LNZLR1WR9SYRVFCH09	11/29/2023	11/29/2024	388	91,650	236.18	2,145			268		7,003			(1,608)				0001	
Franklin Global Trends Index	Fixed Annuity Hedge	N/A	Equity/Index	AEL 85LNZLR1WR9SYRVFCH09	11/29/2023	11/28/2025	107	25,236	236.18	828			466		1,995			(310)				0001	
Invesco Dynamic Growth Index	Fixed Annuity Hedge	N/A	Equity/Index	AEL 85LNZLR1WR9SYRVFCH09	11/29/2023	11/29/2024	131	329,952	2516.04	7,259			907		5,940			(5,444)				0001	
Invesco Dynamic Growth Index	Fixed Annuity Hedge	N/A	Equity/Index	AEL 85LNZLR1WR9SYRVFCH09	11/29/2023	11/28/2025	103	258,090	2516.04	7,898			4,442		7,748			(2,962)				0001	
Blackrock Adaptive US Equity Index 7%	Fixed Annuity Hedge	N/A	Equity/Index	AEL 85LNZLR1WR9SYRVFCH09	11/29/2023	11/29/2024	35	36,600	1036.12	1,043			130		3,952			(782)				0001	
Blackrock Adaptive US Equity Index 7%	Fixed Annuity Hedge	N/A	Equity/Index	AEL 85LNZLR1WR9SYRVFCH09	11/29/2023	11/28/2025	189	195,720	1036.12	7,496			4,217		20,870			(2,811)				0001	
S&P 500 Index Option PTPT	Fixed Annuity Hedge	N/A	Equity/Index	AEL 85LNZLR1WR9SYRVFCH09	11/30/2023	11/29/2024	812	3,709,248	4567.8	151,654			18,957		354,461			(113,740)				0001	
S&P 500 Dividend Aristocrats Daily Risk Control 5% Total Return	Fixed Annuity Hedge	N/A	Equity/Index	AEL 85LNZLR1WR9SYRVFCH09	11/30/2023	11/29/2024	25	80,441	3215.95	3,796			474		8,674			(2,847)				0001	
S&P 500 Dividend Aristocrats Daily Risk Control 5% Excess Return	Fixed Annuity Hedge	N/A	Equity/Index	AEL 85LNZLR1WR9SYRVFCH09	11/30/2023	11/29/2024	731	1,287,334	1760.85	27,832			3,479		80,444			(20,874)				0001	
S&P 500 Dividend Aristocrats Daily Risk Control 5% Excess Return	Fixed Annuity Hedge	N/A	Equity/Index	AEL 85LNZLR1WR9SYRVFCH09	11/30/2023	11/28/2025	81	142,588	1760.85	4,333			2,437		9,608			(1,625)				0001	
Invesco Dynamic Growth Index	Fixed Annuity Hedge	N/A	Equity/Index	AEL 85LNZLR1WR9SYRVFCH09	11/30/2023	11/29/2024	68	171,114	2515.41	3,747			468		3,113			(2,811)				0001	
Invesco Dynamic Growth Index	Fixed Annuity Hedge	N/A	Equity/Index	AEL 85LNZLR1WR9SYRVFCH09	11/30/2023	11/28/2025	236	593,590	2515.41	18,104			10,184		17,906			(6,789)				0001	
S&P 500 Index Option PTPT	Fixed Annuity Hedge	N/A	Equity/Index	AEL 85LNZLR1WR9SYRVFCH09	11/21/2023	11/21/2024	580	2,634,324	4538.19	132,150			16,519		320,086			(99,113)				0001	

E06.42

STATEMENT AS OF SEPTEMBER 30, 2024 OF THE EAGLE LIFE INSURANCE COMPANY

SCHEDULE DB - PART A - SECTION 1

Showing all Options, Caps, Floors, Collars, Swaps and Forwards Open as of Current Statement Date

1	2	3	4	5	6	7	8	9	10	11	12	13	14	15	16	17	18	19	20	21	22	23	
Description	Description of Item(s) Hedged, Used for Income Generation or Replicated	Schedule/ Exhibit Identifier	Type(s) of Risk(s) (a)	Exchange, Counterparty or Central Clearinghouse	Trade Date	Date of Maturity or Expiration	Number of Contracts	Notional Amount	Strike Price, Rate or Index Received (Paid)	Cumulative Prior Year(s) Initial Cost of Un-discounted Premium (Received) Paid	Current Year Initial Cost of Un-discounted Premium (Received) Paid	Current Year Income	Book/ Adjusted Carrying Value	Code	Fair Value	Unrealized Valuation Increase/ (Decrease)	Total Foreign Exchange Change in B./A.C.V.	Current Year's (Amortization)/ Accretion	Adjustment to Carrying Value of Hedged Item	Potential Exposure	Credit Quality of Reference Entity	Hedge Effectiveness at Inception and at Quarter-end (b)	
S&P 500 Dividend Aristocrats Daily Risk Control 5% Excess Return	Fixed Annuity Hedge	N/A	Equity/Index	AEL 85LNZLR1WR9SYRVFCH09	11/21/2023	11/21/2024	347	609,189	1753.93	12,976			1,622		40,588			(9,732)				0001	
S&P 500 Dividend Aristocrats Daily Risk Control 5% Excess Return	Fixed Annuity Hedge	N/A	Equity/Index	AEL 85LNZLR1WR9SYRVFCH09	11/21/2023	11/21/2025	385	674,393	1753.93	20,704			11,646		47,780			(7,764)				0001	
Invesco Dynamic Growth Index	Fixed Annuity Hedge	N/A	Equity/Index	AEL 85LNZLR1WR9SYRVFCH09	11/21/2023	11/21/2024	57	142,722	2506.33	3,126			391		2,939			(2,344)				0001	
Invesco Dynamic Growth Index	Fixed Annuity Hedge	N/A	Equity/Index	AEL 85LNZLR1WR9SYRVFCH09	11/21/2023	11/21/2025	161	402,991	2506.33	12,291			6,914		12,944			(4,609)				0001	
Franklin Global Trends Index	Fixed Annuity Hedge	N/A	Equity/Index	AEL 85LNZLR1WR9SYRVFCH09	11/22/2023	11/22/2024	209	48,996	234.83	1,147			143		4,046			(860)				0001	
Franklin Global Trends Index	Fixed Annuity Hedge	N/A	Equity/Index	AEL 85LNZLR1WR9SYRVFCH09	11/22/2023	11/21/2025	612	143,790	234.83	4,702			2,645		12,143			(1,763)				0001	
Invesco Dynamic Growth Index	Fixed Annuity Hedge	N/A	Equity/Index	AEL 85LNZLR1WR9SYRVFCH09	11/22/2023	11/22/2024	336	841,808	2506.98	18,436			2,304		17,200			(13,827)				0001	
Invesco Dynamic Growth Index	Fixed Annuity Hedge	N/A	Equity/Index	AEL 85LNZLR1WR9SYRVFCH09	11/22/2023	11/21/2025	86	215,490	2506.98	6,551			3,685		6,888			(2,457)				0001	
Blackrock Adaptive US Equity Index 7%	Fixed Annuity Hedge	N/A	Equity/Index	AEL 85LNZLR1WR9SYRVFCH09	11/22/2023	11/22/2024	223	230,875	1037.23	6,591			824		24,690			(4,944)				0001	
Blackrock Adaptive US Equity Index 7%	Fixed Annuity Hedge	N/A	Equity/Index	AEL 85LNZLR1WR9SYRVFCH09	11/22/2023	11/21/2025	33	34,500	1037.23	1,326			746		3,642			(497)				0001	
S&P 500 Index Option	Fixed Annuity Hedge	N/A	Equity/Index	AEL 85LNZLR1WR9SYRVFCH09	11/22/2023	11/22/2024	1,910	8,704,082	4556.62	349,945			43,743		682,628			(262,458)				0001	
S&P 500 Index Option	Fixed Annuity Hedge	N/A	Equity/Index	AEL 85LNZLR1WR9SYRVFCH09	11/22/2023	11/21/2025	340	1,547,203	4556.62	97,762			54,991		150,643			(36,661)				0001	
S&P 500 Dividend Aristocrats Daily Risk Control 5% Total Return	Fixed Annuity Hedge	N/A	Equity/Index	AEL 85LNZLR1WR9SYRVFCH09	11/22/2023	11/22/2024	53	171,188	3202.9	7,598			950		18,180			(5,699)				0001	
S&P 500 Dividend Aristocrats Daily Risk Control 5% Excess Return	Fixed Annuity Hedge	N/A	Equity/Index	AEL 85LNZLR1WR9SYRVFCH09	11/22/2023	11/22/2024	871	1,528,873	1755.83	33,024			4,128		100,113			(24,768)				0001	
Franklin Global Trends Index	Fixed Annuity Hedge	N/A	Equity/Index	AEL 85LNZLR1WR9SYRVFCH09	12/01/2023	12/01/2025	10	2,461	237.02	81			49		187			(30)				0001	
Invesco Dynamic Growth Index	Fixed Annuity Hedge	N/A	Equity/Index	AEL 85LNZLR1WR9SYRVFCH09	12/01/2023	11/29/2024	80	202,404	2531.15	4,433			923		2,801			(3,324)				0001	
Invesco Dynamic Growth Index	Fixed Annuity Hedge	N/A	Equity/Index	AEL 85LNZLR1WR9SYRVFCH09	12/01/2023	12/01/2025	111	280,228	2531.15	8,575			5,181		7,506			(3,216)				0001	
Blackrock Adaptive US Equity Index 7%	Fixed Annuity Hedge	N/A	Equity/Index	AEL 85LNZLR1WR9SYRVFCH09	12/01/2023	11/29/2024	11	11,259	1042.21	321			67		1,143			(241)				0001	
Blackrock Adaptive US Equity Index 7%	Fixed Annuity Hedge	N/A	Equity/Index	AEL 85LNZLR1WR9SYRVFCH09	12/01/2023	12/01/2025	99	102,848	1042.21	3,939			2,380		10,401			(1,477)				0001	
S&P 500 Index Option	Fixed Annuity Hedge	N/A	Equity/Index	AEL 85LNZLR1WR9SYRVFCH09	12/01/2023	11/29/2024	666	3,060,953	4594.63	121,073			25,224		261,083			(90,805)				0001	
S&P 500 Index Option	Fixed Annuity Hedge	N/A	Equity/Index	AEL 85LNZLR1WR9SYRVFCH09	12/01/2023	12/02/2024	364	1,670,822	4594.63	64,183			13,371		118,013			(48,137)				0001	
S&P 500 Index Option	Fixed Annuity Hedge	N/A	Equity/Index	AEL 85LNZLR1WR9SYRVFCH09	12/01/2023	12/03/2024	490	2,252,866	4594.63	84,769			17,660		184,833			(63,577)				0001	
S&P 500 Index Option	Fixed Annuity Hedge	N/A	Equity/Index	AEL 85LNZLR1WR9SYRVFCH09	12/01/2023	12/01/2024	3	15,432	4594.63	503			105		1,482			(377)				0001	

E06.43

STATEMENT AS OF SEPTEMBER 30, 2024 OF THE EAGLE LIFE INSURANCE COMPANY

SCHEDULE DB - PART A - SECTION 1

Showing all Options, Caps, Floors, Collars, Swaps and Forwards Open as of Current Statement Date

1	2	3	4	5	6	7	8	9	10	11	12	13	14	15	16	17	18	19	20	21	22	23	
Description	Description of Item(s) Hedged, Used for Income Generation or Replicated	Schedule/ Exhibit Identifier	Type(s) of Risk(s) (a)	Exchange, Counterparty or Central Clearinghouse	Trade Date	Date of Maturity or Expiration	Number of Contracts	Notional Amount	Strike Price, Rate or Index Received (Paid)	Cumulative Prior Year(s) Initial Cost of Un-discounted Premium (Received) Paid	Current Year Initial Cost of Un-discounted Premium (Received) Paid	Current Year Income	Book/ Adjusted Carrying Value	Code	Fair Value	Unrealized Valuation Increase/ (Decrease)	Total Foreign Exchange Change in B./A.C.V.	Current Year's (Amortization)/ Accretion	Adjustment to Carrying Value of Hedged Item	Potential Exposure	Credit Quality of Reference Entity	Hedge Effectiveness at Inception and at Quarter-end (b)	
S&P 500 Dividend Aristocrats Daily Risk Control 5% Total Return	Fixed Annuity Hedge	N/A	Equity/Index	AEL 85LNZLR1WR9SYRVFCH09	12/01/2023	11/29/2024	11	34,372	3231.56	1,505			314		3,351			(1,129)				0001	
S&P 500 Dividend Aristocrats Daily Risk Control 5% Total Return	Fixed Annuity Hedge	N/A	Equity/Index	AEL 85LNZLR1WR9SYRVFCH09	12/01/2023	12/03/2024	2	7,463	3231.56	329			69		731			(247)				0001	
S&P 500 Dividend Aristocrats Daily Risk Control 5% Excess Return	Fixed Annuity Hedge	N/A	Equity/Index	AEL 85LNZLR1WR9SYRVFCH09	12/01/2023	11/29/2024	431	762,133	1769.13	16,386			3,414		43,873			(12,289)				0001	
S&P 500 Index Option PTP	Fixed Annuity Hedge	N/A	Equity/Index	AEL 85LNZLR1WR9SYRVFCH09	12/05/2023	12/05/2024	380	1,734,153	4567.18	73,967			15,410		172,891			(55,475)				0001	
S&P 500 Dividend Aristocrats Daily Risk Control 5% Excess Return	Fixed Annuity Hedge	N/A	Equity/Index	AEL 85LNZLR1WR9SYRVFCH09	12/05/2023	12/05/2024	558	984,654	1763.22	21,168			4,410		60,161			(15,876)				0001	
S&P 500 Dividend Aristocrats Daily Risk Control 5% Excess Return	Fixed Annuity Hedge	N/A	Equity/Index	AEL 85LNZLR1WR9SYRVFCH09	12/05/2023	12/05/2025	400	705,761	1763.22	21,604			13,052		46,790			(8,102)				0001	
Franklin Global Trends Index	Fixed Annuity Hedge	N/A	Equity/Index	AEL 85LNZLR1WR9SYRVFCH09	12/06/2023	12/06/2024	744	176,186	236.93	4,123			859		12,866			(3,092)				0001	
Invesco Dynamic Growth Index	Fixed Annuity Hedge	N/A	Equity/Index	AEL 85LNZLR1WR9SYRVFCH09	12/06/2023	12/06/2024	243	613,806	2528.77	13,504			2,813		9,141			(10,128)				0001	
Invesco Dynamic Growth Index	Fixed Annuity Hedge	N/A	Equity/Index	AEL 85LNZLR1WR9SYRVFCH09	12/06/2023	12/05/2025	21	52,684	2528.77	1,612			974		1,443			(605)				0001	
Blackrock Adaptive US Equity Index 7%	Fixed Annuity Hedge	N/A	Equity/Index	AEL 85LNZLR1WR9SYRVFCH09	12/06/2023	12/06/2024	34	35,416	1035.07	1,014			211		3,859			(760)				0001	
S&P 500 Index Option PTP	Fixed Annuity Hedge	N/A	Equity/Index	AEL 85LNZLR1WR9SYRVFCH09	12/06/2023	12/06/2024	1,283	5,838,630	4549.34	280,852			58,511		600,479			(210,639)				0001	
S&P 500 Dividend Aristocrats Daily Risk Control 5% Excess Return	Fixed Annuity Hedge	N/A	Equity/Index	AEL 85LNZLR1WR9SYRVFCH09	12/01/2023	12/01/2025	16	29,022	1769.13	900			544		1,836			(337)				0001	
S&P 500 Dividend Aristocrats Daily Risk Control 5% Excess Return	Fixed Annuity Hedge	N/A	Equity/Index	AEL 85LNZLR1WR9SYRVFCH09	12/01/2023	12/02/2024	163	287,889	1769.13	6,190			1,290		16,577			(4,642)				0001	
S&P 500 Dividend Aristocrats Daily Risk Control 5% Excess Return	Fixed Annuity Hedge	N/A	Equity/Index	AEL 85LNZLR1WR9SYRVFCH09	12/01/2023	12/03/2024	205	362,415	1769.13	7,828			1,631		20,870			(5,871)				0001	
Franklin Global Trends Index	Fixed Annuity Hedge	N/A	Equity/Index	AEL 85LNZLR1WR9SYRVFCH09	12/04/2023	12/04/2024	173	40,815	236.17	955			199		3,120			(716)				0001	
Invesco Dynamic Growth Index	Fixed Annuity Hedge	N/A	Equity/Index	AEL 85LNZLR1WR9SYRVFCH09	12/04/2023	12/04/2025	397	1,003,794	2525.82	30,816			18,618		28,106			(11,556)				0001	
S&P 500 Index Option PTP	Fixed Annuity Hedge	N/A	Equity/Index	AEL 85LNZLR1WR9SYRVFCH09	12/04/2023	12/04/2024	448	2,047,883	4569.78	89,675			18,682		216,485			(67,256)				0001	
S&P 500 Dividend Aristocrats Daily Risk Control 5% Excess Return	Fixed Annuity Hedge	N/A	Equity/Index	AEL 85LNZLR1WR9SYRVFCH09	12/04/2023	12/04/2024	259	458,115	1770.09	9,895			2,062		26,125			(7,421)				0001	
Invesco Dynamic Growth Index	Fixed Annuity Hedge	N/A	Equity/Index	AEL 85LNZLR1WR9SYRVFCH09	12/05/2023	12/05/2024	18	46,494	2527.79	1,023			213		701			(767)				0001	
S&P 500 Index Option PTP	Fixed Annuity Hedge	N/A	Equity/Index	AEL 85LNZLR1WR9SYRVFCH09	12/06/2023	12/05/2025	49	224,443	4549.34	12,977			7,840		19,954			(4,866)				0001	

E06.44

STATEMENT AS OF SEPTEMBER 30, 2024 OF THE EAGLE LIFE INSURANCE COMPANY

SCHEDULE DB - PART A - SECTION 1

Showing all Options, Caps, Floors, Collars, Swaps and Forwards Open as of Current Statement Date

1	2	3	4	5	6	7	8	9	10	11	12	13	14	15	16	17	18	19	20	21	22	23	
Description	Description of Item(s) Hedged, Used for Income Generation or Replicated	Schedule/ Exhibit Identifier	Type(s) of Risk(s) (a)	Exchange, Counterparty or Central Clearinghouse	Trade Date	Date of Maturity or Expiration	Number of Contracts	Notional Amount	Strike Price, Rate or Index Received (Paid)	Cumulative Prior Year(s) Initial Cost of Un-discounted Premium (Received) Paid	Current Year Initial Cost of Un-discounted Premium (Received) Paid	Current Year Income	Book/ Adjusted Carrying Value	Code	Fair Value	Unrealized Valuation Increase/ (Decrease)	Total Foreign Exchange Change in B./A.C.V.	Current Year's (Amortization)/ Accretion	Adjustment to Carrying Value of Hedged Item	Potential Exposure	Credit Quality of Reference Entity	Hedge Effectiveness at Inception and at Quarter-end (b)	
S&P 500 Index Option CLQ	Fixed Annuity Hedge	N/A	Equity/Index	AEL 85LNZLR1WR9SYRVFCH09	12/06/2023	12/06/2024	2	8,796	4549.34	303			63		865			(227)				0001	
S&P 500 Dividend Aristocrats Daily Risk Control 5% Total Return	Fixed Annuity Hedge	N/A	Equity/Index	AEL 85LNZLR1WR9SYRVFCH09	12/06/2023	12/06/2024	103	331,514	3224.13	14,223			2,963		33,253			(10,667)				0001	
S&P 500 Dividend Aristocrats Daily Risk Control 5% Excess Return	Fixed Annuity Hedge	N/A	Equity/Index	AEL 85LNZLR1WR9SYRVFCH09	12/06/2023	12/06/2024	294	518,703	1763.71	11,256			2,345		31,543			(8,442)				0001	
S&P 500 Dividend Aristocrats Daily Risk Control 5% Excess Return	Fixed Annuity Hedge	N/A	Equity/Index	AEL 85LNZLR1WR9SYRVFCH09	12/06/2023	12/05/2025	125	219,651	1763.71	6,853			4,140		14,508			(2,570)				0001	
Invesco Dynamic Growth Index	Fixed Annuity Hedge	N/A	Equity/Index	AEL 85LNZLR1WR9SYRVFCH09	12/07/2023	12/06/2024	160	404,640	2531.48	8,902			1,855		5,746			(6,677)				0001	
Invesco Dynamic Growth Index	Fixed Annuity Hedge	N/A	Equity/Index	AEL 85LNZLR1WR9SYRVFCH09	12/07/2023	12/05/2025	42	105,474	2531.48	3,228			1,950		2,829			(1,210)				0001	
Blackrock Adaptive US Equity Index 7%	Fixed Annuity Hedge	N/A	Equity/Index	AEL 85LNZLR1WR9SYRVFCH09	12/07/2023	12/06/2024	47	48,591	1040.6	1,392			290		5,011			(1,044)				0001	
S&P 500 Index Option PTPT	Fixed Annuity Hedge	N/A	Equity/Index	AEL 85LNZLR1WR9SYRVFCH09	12/07/2023	12/06/2024	944	4,329,033	4585.59	179,192			37,332		356,436			(134,394)				0001	
S&P 500 Dividend Aristocrats Daily Risk Control 5% Total Return	Fixed Annuity Hedge	N/A	Equity/Index	AEL 85LNZLR1WR9SYRVFCH09	12/07/2023	12/06/2024	41	132,937	3232.57	6,315			1,316		13,690			(4,736)				0001	
S&P 500 Dividend Aristocrats Daily Risk Control 5% Excess Return	Fixed Annuity Hedge	N/A	Equity/Index	AEL 85LNZLR1WR9SYRVFCH09	12/07/2023	12/06/2024	558	987,021	1768.06	21,221			4,421		57,479			(15,916)				0001	
S&P 500 Dividend Aristocrats Daily Risk Control 5% Excess Return	Fixed Annuity Hedge	N/A	Equity/Index	AEL 85LNZLR1WR9SYRVFCH09	12/07/2023	12/05/2025	247	436,500	1768.06	13,488			8,149		27,881			(5,058)				0001	
Franklin Global Trends Index	Fixed Annuity Hedge	N/A	Equity/Index	AEL 85LNZLR1WR9SYRVFCH09	12/08/2023	12/06/2024	1,252	295,797	236.32	6,922			1,442		22,413			(5,191)				0001	
Invesco Dynamic Growth Index	Fixed Annuity Hedge	N/A	Equity/Index	AEL 85LNZLR1WR9SYRVFCH09	12/08/2023	12/06/2024	277	700,760	2526.18	15,347			3,197		10,911			(11,510)				0001	
Invesco Dynamic Growth Index	Fixed Annuity Hedge	N/A	Equity/Index	AEL 85LNZLR1WR9SYRVFCH09	12/08/2023	12/09/2024	43	107,923	2526.18	2,374			495		1,700			(1,781)				0001	
Invesco Dynamic Growth Index	Fixed Annuity Hedge	N/A	Equity/Index	AEL 85LNZLR1WR9SYRVFCH09	12/08/2023	12/08/2025	591	1,493,084	2526.18	45,688			27,603		41,841			(17,133)				0001	
S&P 500 Index Option PTPT	Fixed Annuity Hedge	N/A	Equity/Index	AEL 85LNZLR1WR9SYRVFCH09	12/08/2023	12/06/2024	464	2,137,077	4604.37	85,080			17,725		176,403			(63,810)				0001	
S&P 500 Index Option PTPT	Fixed Annuity Hedge	N/A	Equity/Index	AEL 85LNZLR1WR9SYRVFCH09	12/08/2023	12/09/2024	710	3,270,107	4604.37	113,346			23,614		200,389			(85,010)				0001	
S&P 500 Index Option PTPT	Fixed Annuity Hedge	N/A	Equity/Index	AEL 85LNZLR1WR9SYRVFCH09	12/08/2023	12/10/2024	706	3,249,935	4604.37	108,732			22,652		214,511			(81,549)				0001	
S&P 500 Dividend Aristocrats Daily Risk Control 5% Total Return	Fixed Annuity Hedge	N/A	Equity/Index	AEL 85LNZLR1WR9SYRVFCH09	12/08/2023	12/06/2024	35	114,303	3230.53	5,214			1,086		11,461			(3,911)				0001	
S&P 500 Dividend Aristocrats Daily Risk Control 5% Excess Return	Fixed Annuity Hedge	N/A	Equity/Index	AEL 85LNZLR1WR9SYRVFCH09	12/08/2023	12/06/2024	279	492,468	1766.68	10,637			2,216		29,081			(7,978)				0001	

E06.45

STATEMENT AS OF SEPTEMBER 30, 2024 OF THE EAGLE LIFE INSURANCE COMPANY

SCHEDULE DB - PART A - SECTION 1

Showing all Options, Caps, Floors, Collars, Swaps and Forwards Open as of Current Statement Date

1	2	3	4	5	6	7	8	9	10	11	12	13	14	15	16	17	18	19	20	21	22	23	
Description	Description of Item(s) Hedged, Used for Income Generation or Replicated	Schedule/ Exhibit Identifier	Type(s) of Risk(s) (a)	Exchange, Counterparty or Central Clearinghouse	Trade Date	Date of Maturity or Expiration	Number of Contracts	Notional Amount	Strike Price, Rate or Index Received (Paid)	Cumulative Prior Year(s) Initial Cost of Un-discounted Premium (Received) Paid	Current Year Initial Cost of Un-discounted Premium (Received) Paid	Current Year Income	Book/ Adjusted Carrying Value	Code	Fair Value	Unrealized Valuation Increase/ (Decrease)	Total Foreign Exchange Change in B./A.C.V.	Current Year's (Amortization)/ Accretion	Adjustment to Carrying Value of Hedged Item	Potential Exposure	Credit Quality of Reference Entity	Hedge Effectiveness at Inception and at Quarter-end (b)	
S&P 500 Dividend Aristocrats Daily Risk Control 5% Excess Return	Fixed Annuity Hedge	N/A	Equity/Index	AEL 85LNZLR1WR9SYRVFCH09	12/08/2023	12/08/2025	153	270,664	1766.68	8,336			5,037		17,489			(3,126)				0001	
S&P 500 Dividend Aristocrats Daily Risk Control 5% Excess Return	Fixed Annuity Hedge	N/A	Equity/Index	AEL 85LNZLR1WR9SYRVFCH09	12/08/2023	12/09/2024	237	419,395	1766.68	9,017			1,879		24,773			(6,763)				0001	
S&P 500 Dividend Aristocrats Daily Risk Control 5% Excess Return	Fixed Annuity Hedge	N/A	Equity/Index	AEL 85LNZLR1WR9SYRVFCH09	12/08/2023	12/09/2025	14	24,735	1766.68	762			460		1,599			(286)				0001	
S&P 500 Dividend Aristocrats Daily Risk Control 5% Excess Return	Fixed Annuity Hedge	N/A	Equity/Index	AEL 85LNZLR1WR9SYRVFCH09	12/08/2023	12/10/2024	366	645,796	1766.68	13,949			2,906		38,149			(10,462)				0001	
S&P 500 Dividend Aristocrats Daily Risk Control 5% Excess Return	Fixed Annuity Hedge	N/A	Equity/Index	AEL 85LNZLR1WR9SYRVFCH09	12/08/2023	12/10/2025	7	12,125	1766.68	375			226		784			(140)				0001	
Invesco Dynamic Growth Index	Fixed Annuity Hedge	N/A	Equity/Index	AEL 85LNZLR1WR9SYRVFCH09	12/11/2023	12/11/2024	65	163,686	2531.61	3,601			750		2,369			(2,701)				0001	
Invesco Dynamic Growth Index	Fixed Annuity Hedge	N/A	Equity/Index	AEL 85LNZLR1WR9SYRVFCH09	12/11/2023	12/11/2025	88	222,156	2531.61	6,798			4,107		5,986			(2,549)				0001	
S&P 500 Index Option	Fixed Annuity Hedge	N/A	Equity/Index	AEL 85LNZLR1WR9SYRVFCH09	12/11/2023	12/11/2024	458	2,118,019	4622.44	85,581			17,829		190,660			(64,185)				0001	
S&P 500 Dividend Aristocrats Daily Risk Control 5% Excess Return	Fixed Annuity Hedge	N/A	Equity/Index	AEL 85LNZLR1WR9SYRVFCH09	12/11/2023	12/11/2024	229	405,117	1770.77	8,702			1,813		22,959			(6,526)				0001	
S&P 500 Dividend Aristocrats Daily Risk Control 5% Excess Return	Fixed Annuity Hedge	N/A	Equity/Index	AEL 85LNZLR1WR9SYRVFCH09	12/11/2023	12/11/2025	382	676,786	1770.77	20,670			12,488		42,397			(7,751)				0001	
Franklin Global Trends Index	Fixed Annuity Hedge	N/A	Equity/Index	AEL 85LNZLR1WR9SYRVFCH09	12/12/2023	12/12/2024	56	13,167	236.48	308			64		988			(231)				0001	
Invesco Dynamic Growth Index	Fixed Annuity Hedge	N/A	Equity/Index	AEL 85LNZLR1WR9SYRVFCH09	12/12/2023	12/12/2024	100	254,099	2535.12	5,590			1,165		3,476			(4,193)				0001	
Invesco Dynamic Growth Index	Fixed Annuity Hedge	N/A	Equity/Index	AEL 85LNZLR1WR9SYRVFCH09	12/12/2023	12/12/2025	91	231,951	2535.12	7,098			4,288		6,086			(2,662)				0001	
Blackrock Adaptive US Equity Index 7%	Fixed Annuity Hedge	N/A	Equity/Index	AEL 85LNZLR1WR9SYRVFCH09	12/12/2023	12/12/2025	46	48,300	1048.71	1,864			1,126		4,614			(699)				0001	
S&P 500 Index Option	Fixed Annuity Hedge	N/A	Equity/Index	AEL 85LNZLR1WR9SYRVFCH09	12/12/2023	12/12/2024	376	1,746,490	4643.7	101,484			21,142		248,780			(76,113)				0001	
S&P 500 Dividend Aristocrats Daily Risk Control 5% Excess Return	Fixed Annuity Hedge	N/A	Equity/Index	AEL 85LNZLR1WR9SYRVFCH09	12/12/2023	12/12/2024	767	1,361,175	1774.57	29,265			6,097		74,126			(21,949)				0001	
S&P 500 Dividend Aristocrats Daily Risk Control 5% Excess Return	Fixed Annuity Hedge	N/A	Equity/Index	AEL 85LNZLR1WR9SYRVFCH09	12/12/2023	12/12/2025	578	1,024,946	1774.57	31,363			18,949		62,330			(11,761)				0001	
Franklin Global Trends Index	Fixed Annuity Hedge	N/A	Equity/Index	AEL 85LNZLR1WR9SYRVFCH09	12/13/2023	12/13/2024	732	174,575	238.6	4,085			851		11,452			(3,064)				0001	
Invesco Dynamic Growth Index	Fixed Annuity Hedge	N/A	Equity/Index	AEL 85LNZLR1WR9SYRVFCH09	12/13/2023	12/13/2024	250	638,089	2556.01	14,038			2,925		5,931			(10,528)				0001	
Invesco Dynamic Growth Index	Fixed Annuity Hedge	N/A	Equity/Index	AEL 85LNZLR1WR9SYRVFCH09	12/13/2023	12/12/2025	39	100,800	2556.01	3,084			1,864		2,236			(1,157)				0001	

E06.46

STATEMENT AS OF SEPTEMBER 30, 2024 OF THE EAGLE LIFE INSURANCE COMPANY

SCHEDULE DB - PART A - SECTION 1

Showing all Options, Caps, Floors, Collars, Swaps and Forwards Open as of Current Statement Date

1	2	3	4	5	6	7	8	9	10	11	12	13	14	15	16	17	18	19	20	21	22	23
Description	Description of Item(s) Hedged, Used for Income Generation or Replicated	Schedule/ Exhibit Identifier	Type(s) of Risk(s) (a)	Exchange, Counterparty or Central Clearinghouse	Trade Date	Date of Maturity or Expiration	Number of Contracts	Notional Amount	Strike Price, Rate or Index Received (Paid)	Cumulative Prior Year(s) Initial Cost of Un-discounted Premium (Received) Paid	Current Year Initial Cost of Un-discounted Premium (Received) Paid	Current Year Income	Book/ Adjusted Carrying Value	Code	Fair Value	Unrealized Valuation Increase/ (Decrease)	Total Foreign Exchange Change in B./A.C.V.	Current Year's (Amortization)/ Accretion	Adjustment to Carrying Value of Hedged Item	Potential Exposure	Credit Quality of Reference Entity	Hedge Effectiveness at Inception and at Quarter-end (b)
Blackrock Adaptive US Equity Index 7%	Fixed Annuity Hedge .	N/A	Equity/Index	AEL 85LNZLR1WR9SYRVFCH09	.12/13/2023	.12/13/20246972,7861057.922,082		434	6,200		(1,561)			0001
Blackrock Adaptive US Equity Index 7%	Fixed Annuity Hedge .	N/A	Equity/Index	AEL 85LNZLR1WR9SYRVFCH09	.12/13/2023	.12/12/20258590,0001057.923,483		2,104	7,896		(1,306)			0001
S&P 500 Index Option	Fixed Annuity Hedge .	N/A	Equity/Index	AEL 85LNZLR1WR9SYRVFCH09	.12/13/2023	.12/13/20248163,841,2164707.09203,271		42,348	413,876		(152,454)			0001
S&P 500 Index Option	Fixed Annuity Hedge .	N/A	Equity/Index	AEL 85LNZLR1WR9SYRVFCH09	.12/13/2023	.12/12/20251467,9324707.096,982		4,218	13,798		(2,618)			0001
S&P 500 Dividend Aristocrats Daily Risk Control 5% Total Return	Fixed Annuity Hedge .	N/A	Equity/Index	AEL 85LNZLR1WR9SYRVFCH09	.12/13/2023	.12/13/2024211,4944707.09401		84	1,243		(301)			0001
S&P 500 Dividend Aristocrats Daily Risk Control 5% Excess Return	Fixed Annuity Hedge .	N/A	Equity/Index	AEL 85LNZLR1WR9SYRVFCH09	.12/13/2023	.12/13/202499324,4543273.3513,659		2,846	27,280		(10,244)			0001
S&P 500 Dividend Aristocrats Daily Risk Control 5% Excess Return	Fixed Annuity Hedge .	N/A	Equity/Index	AEL 85LNZLR1WR9SYRVFCH09	.12/13/2023	.12/13/20241,3502,415,5401788.7552,176		10,870	111,912		(39,132)			0001
S&P 500 Dividend Aristocrats Daily Risk Control 5% Excess Return	Fixed Annuity Hedge .	N/A	Equity/Index	AEL 85LNZLR1WR9SYRVFCH09	.12/13/2023	.12/12/202570125,2201788.753,869		2,338	6,781		(1,451)			0001
Invesco Dynamic Growth Index	Fixed Annuity Hedge .	N/A	Equity/Index	AEL 85LNZLR1WR9SYRVFCH09	.12/14/2023	.12/13/2024113289,5172570.876,369		1,327	1,969		(4,777)			0001
Invesco Dynamic Growth Index	Fixed Annuity Hedge .	N/A	Equity/Index	AEL 85LNZLR1WR9SYRVFCH09	.12/14/2023	.12/12/202557145,7202570.874,488		2,712	2,854		(1,683)			0001
S&P 500 Index Option	Fixed Annuity Hedge .	N/A	Equity/Index	AEL 85LNZLR1WR9SYRVFCH09	.12/14/2023	.12/13/20246663,145,2124719.55112,040		23,342	217,661		(84,030)			0001
S&P 500 Dividend Aristocrats Daily Risk Control 5% Excess Return	Fixed Annuity Hedge .	N/A	Equity/Index	AEL 85LNZLR1WR9SYRVFCH09	.12/14/2023	.12/13/2024558999,8401793.2421,486		4,476	43,804		(16,114)			0001
S&P 500 Dividend Aristocrats Daily Risk Control 5% Excess Return	Fixed Annuity Hedge .	N/A	Equity/Index	AEL 85LNZLR1WR9SYRVFCH09	.12/14/2023	.12/12/2025124222,4021793.246,816		4,118	11,593		(2,556)			0001
Invesco Dynamic Growth Index	Fixed Annuity Hedge .	N/A	Equity/Index	AEL 85LNZLR1WR9SYRVFCH09	.12/15/2023	.12/13/20243692,1252566.962,027		422	682		(1,520)			0001
Invesco Dynamic Growth Index	Fixed Annuity Hedge .	N/A	Equity/Index	AEL 85LNZLR1WR9SYRVFCH09	.12/15/2023	.12/16/2024191489,9842566.9610,780		2,246	3,719		(8,085)			0001
Invesco Dynamic Growth Index	Fixed Annuity Hedge .	N/A	Equity/Index	AEL 85LNZLR1WR9SYRVFCH09	.12/15/2023	.12/15/202549,7442566.96300		181	198		(113)			0001
S&P 500 Index Option	Fixed Annuity Hedge .	N/A	Equity/Index	AEL 85LNZLR1WR9SYRVFCH09	.12/15/2023	.12/13/20241,0024,727,4424719.19152,347		31,739	260,548		(114,261)			0001
S&P 500 Index Option	Fixed Annuity Hedge .	N/A	Equity/Index	AEL 85LNZLR1WR9SYRVFCH09	.12/15/2023	.12/16/20243001,415,8244719.1968,299		14,229	127,801		(51,224)			0001
S&P 500 Index Option	Fixed Annuity Hedge .	N/A	Equity/Index	AEL 85LNZLR1WR9SYRVFCH09	.12/15/2023	.12/17/20246222,935,5834719.1997,127		20,235	186,080		(72,845)			0001
S&P 500 Index Option	Fixed Annuity Hedge .	N/A	Equity/Index	AEL 85LNZLR1WR9SYRVFCH09	.12/18/2023	.12/18/20245682,693,8244740.56108,101		22,521	225,343		(81,076)			0001
S&P 500 Dividend Aristocrats Daily Risk Control 5% Total Return	Fixed Annuity Hedge .	N/A	Equity/Index	AEL 85LNZLR1WR9SYRVFCH09	.12/18/2023	.12/18/2024517,4033275.07813		169	1,568		(610)			0001

E06.47

STATEMENT AS OF SEPTEMBER 30, 2024 OF THE EAGLE LIFE INSURANCE COMPANY

SCHEDULE DB - PART A - SECTION 1

Showing all Options, Caps, Floors, Collars, Swaps and Forwards Open as of Current Statement Date

1	2	3	4	5	6	7	8	9	10	11	12	13	14	15	16	17	18	19	20	21	22	23	
Description	Description of Item(s) Hedged, Used for Income Generation or Replicated	Schedule/ Exhibit Identifier	Type(s) of Risk(s) (a)	Exchange, Counterparty or Central Clearinghouse	Trade Date	Date of Maturity or Expiration	Number of Contracts	Notional Amount	Strike Price, Rate or Index Received (Paid)	Cumulative Prior Year(s) Initial Cost of Un-discounted Premium (Received) Paid	Current Year Initial Cost of Un-discounted Premium (Received) Paid	Current Year Income	Book/ Adjusted Carrying Value	Code	Fair Value	Unrealized Valuation Increase/ (Decrease)	Total Foreign Exchange Change in B./A.C.V.	Current Year's (Amortization)/ Accretion	Adjustment to Carrying Value of Hedged Item	Potential Exposure	Credit Quality of Reference Entity	Hedge Effectiveness at Inception and at Quarter-end (b)	
S&P 500 Dividend Aristocrats Daily Risk Control 5% Excess Return	Fixed Annuity Hedge	N/A	Equity/Index	AEL 85LNZLR1WR9SYRVFCH09	12/18/2023	12/18/2024	631	1,128,668	1788.34	24,154			5,032		52,633			(18,115)				0001	
S&P 500 Dividend Aristocrats Daily Risk Control 5% Excess Return	Fixed Annuity Hedge	N/A	Equity/Index	AEL 85LNZLR1WR9SYRVFCH09	12/18/2023	12/18/2025	23	41,828	1788.34	1,309			791		2,278			(491)				0001	
Franklin Global Trends Index	Fixed Annuity Hedge	N/A	Equity/Index	AEL 85LNZLR1WR9SYRVFCH09	12/19/2023	12/19/2024	1,617	387,579	239.66	9,108			1,898		23,635			(6,831)				0001	
Invesco Dynamic Growth Index	Fixed Annuity Hedge	N/A	Equity/Index	AEL 85LNZLR1WR9SYRVFCH09	12/19/2023	12/19/2024	320	824,004	2571.8	18,128			3,777		5,789			(13,596)				0001	
Blackrock Adaptive US Equity Index 7%	Fixed Annuity Hedge	N/A	Equity/Index	AEL 85LNZLR1WR9SYRVFCH09	12/19/2023	12/19/2024	25	27,060	1065.87	776			162		2,089			(582)				0001	
S&P 500 Index Option PTP	Fixed Annuity Hedge	N/A	Equity/Index	AEL 85LNZLR1WR9SYRVFCH09	12/19/2023	12/19/2024	455	2,169,025	4768.37	118,420			24,671		275,575			(88,815)				0001	
S&P 500 Dividend Aristocrats Daily Risk Control 5% Total Return	Fixed Annuity Hedge	N/A	Equity/Index	AEL 85LNZLR1WR9SYRVFCH09	12/19/2023	12/19/2024	5	16,992	3283.05	782			163		1,488			(586)				0001	
S&P 500 Dividend Aristocrats Daily Risk Control 5% Excess Return	Fixed Annuity Hedge	N/A	Equity/Index	AEL 85LNZLR1WR9SYRVFCH09	12/19/2023	12/19/2024	371	664,259	1792.42	14,284			2,976		29,472			(10,713)				0001	
S&P 500 Dividend Aristocrats Daily Risk Control 5% Excess Return	Fixed Annuity Hedge	N/A	Equity/Index	AEL 85LNZLR1WR9SYRVFCH09	12/19/2023	12/19/2025	198	355,673	1792.42	10,914			6,594		18,724			(4,093)				0001	
Franklin Global Trends Index	Fixed Annuity Hedge	N/A	Equity/Index	AEL 85LNZLR1WR9SYRVFCH09	12/20/2023	12/19/2025	1,283	306,608	238.99	10,149			6,132		21,015			(3,806)				0001	
Invesco Dynamic Growth Index	Fixed Annuity Hedge	N/A	Equity/Index	AEL 85LNZLR1WR9SYRVFCH09	12/20/2023	12/20/2024	286	733,213	2566.8	16,131			3,361		5,762			(12,098)				0001	
Invesco Dynamic Growth Index	Fixed Annuity Hedge	N/A	Equity/Index	AEL 85LNZLR1WR9SYRVFCH09	12/20/2023	12/19/2025	200	513,549	2566.8	15,817			9,556		10,504			(5,931)				0001	
Blackrock Adaptive US Equity Index 7%	Fixed Annuity Hedge	N/A	Equity/Index	AEL 85LNZLR1WR9SYRVFCH09	12/20/2023	12/20/2024	11	11,218	1055.97	322			67		977			(242)				0001	
Blackrock Adaptive US Equity Index 7%	Fixed Annuity Hedge	N/A	Equity/Index	AEL 85LNZLR1WR9SYRVFCH09	12/20/2023	12/19/2025	16	16,827	1055.97	655			396		1,505			(246)				0001	
S&P 500 Index Option PTP	Fixed Annuity Hedge	N/A	Equity/Index	AEL 85LNZLR1WR9SYRVFCH09	12/20/2023	12/20/2024	1,093	5,136,250	4698.35	226,611			47,211		446,014			(169,959)				0001	
S&P 500 Index Option PTP	Fixed Annuity Hedge	N/A	Equity/Index	AEL 85LNZLR1WR9SYRVFCH09	12/20/2023	12/19/2025	30	143,251	4698.35	11,159			6,742		20,078			(4,185)				0001	
S&P 500 Dividend Aristocrats Daily Risk Control 5% Total Return	Fixed Annuity Hedge	N/A	Equity/Index	AEL 85LNZLR1WR9SYRVFCH09	12/20/2023	12/20/2024	69	225,653	3263.62	9,281			1,934		19,841			(6,961)				0001	
S&P 500 Dividend Aristocrats Daily Risk Control 5% Excess Return	Fixed Annuity Hedge	N/A	Equity/Index	AEL 85LNZLR1WR9SYRVFCH09	12/20/2023	12/20/2024	914	1,627,566	1781.54	35,004			7,293		82,216			(26,253)				0001	
S&P 500 Dividend Aristocrats Daily Risk Control 5% Excess Return	Fixed Annuity Hedge	N/A	Equity/Index	AEL 85LNZLR1WR9SYRVFCH09	12/20/2023	12/19/2025	250	445,069	1781.54	13,669			8,258		25,649			(5,126)				0001	
Franklin Global Trends Index	Fixed Annuity Hedge	N/A	Equity/Index	AEL 85LNZLR1WR9SYRVFCH09	12/21/2023	12/20/2024	551	132,331	239.97	3,110			648		7,892			(2,332)				0001	
Invesco Dynamic Growth Index	Fixed Annuity Hedge	N/A	Equity/Index	AEL 85LNZLR1WR9SYRVFCH09	12/21/2023	12/20/2024	71	182,005	2571.76	4,004			834		1,290			(3,003)				0001	

E06.48

STATEMENT AS OF SEPTEMBER 30, 2024 OF THE EAGLE LIFE INSURANCE COMPANY

SCHEDULE DB - PART A - SECTION 1

Showing all Options, Caps, Floors, Collars, Swaps and Forwards Open as of Current Statement Date

1	2	3	4	5	6	7	8	9	10	11	12	13	14	15	16	17	18	19	20	21	22	23	
Description	Description of Item(s) Hedged, Used for Income Generation or Replicated	Schedule/ Exhibit Identifier	Type(s) of Risk(s) (a)	Exchange, Counterparty or Central Clearinghouse	Trade Date	Date of Maturity or Expiration	Number of Contracts	Notional Amount	Strike Price, Rate or Index Received (Paid)	Cumulative Prior Year(s) Initial Cost of Un-discounted Premium (Received) Paid	Current Year Initial Cost of Un-discounted Premium (Received) Paid	Current Year Income	Book/ Adjusted Carrying Value	Code	Fair Value	Unrealized Valuation Increase/ (Decrease)	Total Foreign Exchange Change in B./A.C.V.	Current Year's (Amortization)/ Accretion	Adjustment to Carrying Value of Hedged Item	Potential Exposure	Credit Quality of Reference Entity	Hedge Effectiveness at Inception and at Quarter-end (b)	
Invesco Dynamic Growth Index	Fixed Annuity Hedge	N/A	Equity/Index	AEL 85LNZLR1WR9SYRVFCH09	12/21/2023	12/19/2025	51	132,000	2571.76	4,066			2,456		2,589			(1,525)				0001	
S&P 500 Index Option PTP	Fixed Annuity Hedge	N/A	Equity/Index	AEL 85LNZLR1WR9SYRVFCH09	12/21/2023	12/20/2024	990	4,701,430	4746.75	205,397			42,791		421,714			(154,048)				0001	
S&P 500 Dividend Aristocrats Daily Risk Control 5% Total Return	Fixed Annuity Hedge	N/A	Equity/Index	AEL 85LNZLR1WR9SYRVFCH09	12/21/2023	12/20/2024	17	55,402	3277.22	2,554			532		4,964			(1,916)				0001	
S&P 500 Dividend Aristocrats Daily Risk Control 5% Excess Return	Fixed Annuity Hedge	N/A	Equity/Index	AEL 85LNZLR1WR9SYRVFCH09	12/21/2023	12/20/2024	796	1,423,203	1788.7	30,457			6,345		66,123			(22,842)				0001	
S&P 500 Dividend Aristocrats Daily Risk Control 5% Excess Return	Fixed Annuity Hedge	N/A	Equity/Index	AEL 85LNZLR1WR9SYRVFCH09	12/21/2023	12/19/2025	449	803,345	1788.7	24,904			15,046		43,639			(9,339)				0001	
Franklin Global Trends Index	Fixed Annuity Hedge	N/A	Equity/Index	AEL 85LNZLR1WR9SYRVFCH09	12/22/2023	12/22/2025	1,020	244,765	240.01	8,102			4,895		15,876			(3,038)				0001	
Invesco Dynamic Growth Index	Fixed Annuity Hedge	N/A	Equity/Index	AEL 85LNZLR1WR9SYRVFCH09	12/22/2023	12/20/2024	154	396,887	2572.15	8,732			1,819		2,791			(6,549)				0001	
Invesco Dynamic Growth Index	Fixed Annuity Hedge	N/A	Equity/Index	AEL 85LNZLR1WR9SYRVFCH09	12/22/2023	12/23/2024	237	610,243	2572.15	13,486			2,810		4,398			(10,115)				0001	
S&P 500 Index Option PTP	Fixed Annuity Hedge	N/A	Equity/Index	AEL 85LNZLR1WR9SYRVFCH09	12/22/2023	12/20/2024	1,584	7,530,937	4754.63	273,052			56,886		491,361			(204,789)				0001	
S&P 500 Index Option PTP	Fixed Annuity Hedge	N/A	Equity/Index	AEL 85LNZLR1WR9SYRVFCH09	12/22/2023	12/23/2024	606	2,879,310	4754.63	90,980			18,954		166,018			(68,235)				0001	
S&P 500 Index Option CLQ	Fixed Annuity Hedge	N/A	Equity/Index	AEL 85LNZLR1WR9SYRVFCH09	12/15/2023	12/16/2024	6	30,514	4719.19	1,019			212		2,792			(764)				0001	
S&P 500 Dividend Aristocrats Daily Risk Control 5% Total Return	Fixed Annuity Hedge	N/A	Equity/Index	AEL 85LNZLR1WR9SYRVFCH09	12/15/2023	12/13/2024	6	18,450	3271.73	790			165		1,580			(592)				0001	
S&P 500 Dividend Aristocrats Daily Risk Control 5% Total Return	Fixed Annuity Hedge	N/A	Equity/Index	AEL 85LNZLR1WR9SYRVFCH09	12/15/2023	12/16/2024	6	20,716	3271.73	893			186		1,782			(670)				0001	
S&P 500 Dividend Aristocrats Daily Risk Control 5% Total Return	Fixed Annuity Hedge	N/A	Equity/Index	AEL 85LNZLR1WR9SYRVFCH09	12/15/2023	12/17/2024	26	83,751	3271.73	3,467			722		7,006			(2,600)				0001	
S&P 500 Dividend Aristocrats Daily Risk Control 5% Excess Return	Fixed Annuity Hedge	N/A	Equity/Index	AEL 85LNZLR1WR9SYRVFCH09	12/15/2023	12/13/2024	536	957,480	1787.32	20,586			4,289		45,134			(15,439)				0001	
S&P 500 Dividend Aristocrats Daily Risk Control 5% Excess Return	Fixed Annuity Hedge	N/A	Equity/Index	AEL 85LNZLR1WR9SYRVFCH09	12/15/2023	12/15/2025	27	48,828	1787.32	1,523			920		2,679			(571)				0001	
S&P 500 Dividend Aristocrats Daily Risk Control 5% Excess Return	Fixed Annuity Hedge	N/A	Equity/Index	AEL 85LNZLR1WR9SYRVFCH09	12/15/2023	12/16/2024	387	691,226	1787.32	14,861			3,096		32,612			(11,146)				0001	
S&P 500 Dividend Aristocrats Daily Risk Control 5% Excess Return	Fixed Annuity Hedge	N/A	Equity/Index	AEL 85LNZLR1WR9SYRVFCH09	12/15/2023	12/16/2025	11	19,400	1787.32	605			366		1,065			(227)				0001	

E06.49

STATEMENT AS OF SEPTEMBER 30, 2024 OF THE EAGLE LIFE INSURANCE COMPANY

SCHEDULE DB - PART A - SECTION 1

Showing all Options, Caps, Floors, Collars, Swaps and Forwards Open as of Current Statement Date

1	2	3	4	5	6	7	8	9	10	11	12	13	14	15	16	17	18	19	20	21	22	23	
Description	Description of Item(s) Hedged, Used for Income Generation or Replicated	Schedule/ Exhibit Identifier	Type(s) of Risk(s) (a)	Exchange, Counterparty or Central Clearinghouse	Trade Date	Date of Maturity or Expiration	Number of Contracts	Notional Amount	Strike Price, Rate or Index Received (Paid)	Cumulative Prior Year(s) Initial Cost of Un-discounted Premium (Received) Paid	Current Year Initial Cost of Un-discounted Premium (Received) Paid	Current Year Income	Book/ Adjusted Carrying Value	Code	Fair Value	Unrealized Valuation Increase/ (Decrease)	Total Foreign Exchange Change in B./A.C.V.	Current Year's (Amortization)/ Accretion	Adjustment to Carrying Value of Hedged Item	Potential Exposure	Credit Quality of Reference Entity	Hedge Effectiveness at Inception and at Quarter-end (b)	
S&P 500 Dividend Aristocrats Daily Risk Control 5% Excess Return	Fixed Annuity Hedge	N/A	Equity/Index	AEL 85LNZLR1WR9SYRVFCH09	12/15/2023	12/17/2024	344	614,807	1787.32	13,218			2,754		29,015			(9,914)				0001	
Invesco Dynamic Growth Index	Fixed Annuity Hedge	N/A	Equity/Index	AEL 85LNZLR1WR9SYRVFCH09	12/18/2023	12/18/2024	153	393,432	2566.14	8,656			1,803		3,086			(6,492)				0001	
Invesco Dynamic Growth Index	Fixed Annuity Hedge	N/A	Equity/Index	AEL 85LNZLR1WR9SYRVFCH09	12/18/2023	12/18/2025	52	134,400	2566.14	4,140			2,501		2,761			(1,552)				0001	
S&P 500 Index Option PTP	Fixed Annuity Hedge	N/A	Equity/Index	AEL 85LNZLR1WR9SYRVFCH09	12/22/2023	12/24/2024	429	2,039,153	4754.63	81,403			16,969		167,815			(61,052)				0001	
S&P Digital	Fixed Annuity Hedge	N/A	Equity/Index	AEL 85LNZLR1WR9SYRVFCH09	12/22/2023	12/23/2024	7	33,322	4754.63	337			70		480			(252)				0001	
S&P 500 Dividend Aristocrats Daily Risk Control 5% Total Return	Fixed Annuity Hedge	N/A	Equity/Index	AEL 85LNZLR1WR9SYRVFCH09	12/22/2023	12/20/2024	13	42,704	3285.14	1,793			374		3,484			(1,345)				0001	
S&P 500 Dividend Aristocrats Daily Risk Control 5% Excess Return	Fixed Annuity Hedge	N/A	Equity/Index	AEL 85LNZLR1WR9SYRVFCH09	12/26/2023	12/26/2025	213	381,750	1795.89	11,796			7,127		19,567			(4,424)				0001	
Franklin Global Trends Index	Fixed Annuity Hedge	N/A	Equity/Index	AEL 85LNZLR1WR9SYRVFCH09	12/27/2023	12/27/2024	355	85,678	241.05	2,013			419		4,718			(1,510)				0001	
Invesco Dynamic Growth Index	Fixed Annuity Hedge	N/A	Equity/Index	AEL 85LNZLR1WR9SYRVFCH09	12/27/2023	12/27/2024	59	151,956	2581.65	3,343			696		928			(2,507)				0001	
Invesco Dynamic Growth Index	Fixed Annuity Hedge	N/A	Equity/Index	AEL 85LNZLR1WR9SYRVFCH09	12/27/2023	12/26/2025	119	307,756	2581.65	9,479			5,727		5,601			(3,555)				0001	
Blackrock Adaptive US Equity Index 7%	Fixed Annuity Hedge	N/A	Equity/Index	AEL 85LNZLR1WR9SYRVFCH09	12/27/2023	12/27/2024	6	6,836	1067.09	196			41		519			(147)				0001	
S&P 500 Index Option PTP	Fixed Annuity Hedge	N/A	Equity/Index	AEL 85LNZLR1WR9SYRVFCH09	12/27/2023	12/27/2024	717	3,428,172	4781.58	165,737			34,529		346,808			(124,303)				0001	
S&P 500 Index Option PTP	Fixed Annuity Hedge	N/A	Equity/Index	AEL 85LNZLR1WR9SYRVFCH09	12/27/2023	12/26/2025	60	288,005	4781.58	16,602			10,030		24,006			(6,226)				0001	
S&P 500 Index Option CLQ	Fixed Annuity Hedge	N/A	Equity/Index	AEL 85LNZLR1WR9SYRVFCH09	12/27/2023	12/27/2024	8	36,808	4781.58	1,161			242		3,770			(871)				0001	
S&P 500 Dividend Aristocrats Daily Risk Control 5% Total Return	Fixed Annuity Hedge	N/A	Equity/Index	AEL 85LNZLR1WR9SYRVFCH09	12/27/2023	12/27/2024	164	540,444	3295.08	22,200			4,625		42,636			(16,650)				0001	
S&P 500 Dividend Aristocrats Daily Risk Control 5% Excess Return	Fixed Annuity Hedge	N/A	Equity/Index	AEL 85LNZLR1WR9SYRVFCH09	12/27/2023	12/27/2024	240	432,048	1796.81	9,302			1,938		18,192			(6,977)				0001	
S&P 500 Dividend Aristocrats Daily Risk Control 5% Excess Return	Fixed Annuity Hedge	N/A	Equity/Index	AEL 85LNZLR1WR9SYRVFCH09	12/27/2023	12/26/2025	679	1,220,923	1796.81	37,582			22,706		62,088			(14,093)				0001	
Franklin Global Trends Index	Fixed Annuity Hedge	N/A	Equity/Index	AEL 85LNZLR1WR9SYRVFCH09	12/28/2023	12/26/2025	42	10,124	240.85	335			202		627			(126)				0001	
Invesco Dynamic Growth Index	Fixed Annuity Hedge	N/A	Equity/Index	AEL 85LNZLR1WR9SYRVFCH09	12/28/2023	12/27/2024	81	208,238	2577.28	4,581			954		1,394			(3,436)				0001	
Invesco Dynamic Growth Index	Fixed Annuity Hedge	N/A	Equity/Index	AEL 85LNZLR1WR9SYRVFCH09	12/28/2023	12/26/2025	54	138,720	2577.28	4,273			2,581		2,621			(1,602)				0001	
Blackrock Adaptive US Equity Index 7%	Fixed Annuity Hedge	N/A	Equity/Index	AEL 85LNZLR1WR9SYRVFCH09	12/28/2023	12/27/2024	39	41,850	1067.28	1,201			250		3,173			(901)				0001	
Blackrock Adaptive US Equity Index 7%	Fixed Annuity Hedge	N/A	Equity/Index	AEL 85LNZLR1WR9SYRVFCH09	12/28/2023	12/26/2025	76	81,000	1067.28	3,159			1,909		6,515			(1,185)				0001	

E06.50

STATEMENT AS OF SEPTEMBER 30, 2024 OF THE EAGLE LIFE INSURANCE COMPANY

SCHEDULE DB - PART A - SECTION 1

Showing all Options, Caps, Floors, Collars, Swaps and Forwards Open as of Current Statement Date

1	2	3	4	5	6	7	8	9	10	11	12	13	14	15	16	17	18	19	20	21	22	23	
Description	Description of Item(s) Hedged, Used for Income Generation or Replicated	Schedule/ Exhibit Identifier	Type(s) of Risk(s) (a)	Exchange, Counterparty or Central Clearinghouse	Trade Date	Date of Maturity or Expiration	Number of Contracts	Notional Amount	Strike Price, Rate or Index Received (Paid)	Cumulative Prior Year(s) Initial Cost of Un-discounted Premium (Received) Paid	Current Year Initial Cost of Un-discounted Premium (Received) Paid	Current Year Income	Book/ Adjusted Carrying Value	Code	Fair Value	Unrealized Valuation Increase/ (Decrease)	Total Foreign Exchange Change in B./A.C.V.	Current Year's (Amortization)/ Accretion	Adjustment to Carrying Value of Hedged Item	Potential Exposure	Credit Quality of Reference Entity	Hedge Effectiveness at Inception and at Quarter-end (b)	
S&P 500 Index Option PTPT	Fixed Annuity Hedge	N/A	Equity/Index	AEL 85LNZLR1WR9SYRVFCH09	12/28/2023	12/27/2024	768	3,674,212	4783.35	153,683			32,017		306,497			(115,263)				0001	
S&P 500 Dividend Aristocrats Daily Risk Control 5% Total Return	Fixed Annuity Hedge	N/A	Equity/Index	AEL 85LNZLR1WR9SYRVFCH09	12/28/2023	12/27/2024	40	131,650	3296.45	5,222			1,088		10,101			(3,917)				0001	
S&P 500 Dividend Aristocrats Daily Risk Control 5% Excess Return	Fixed Annuity Hedge	N/A	Equity/Index	AEL 85LNZLR1WR9SYRVFCH09	12/28/2023	12/27/2024	182	327,085	1797.29	7,036			1,466		13,687			(5,277)				0001	
S&P 500 Dividend Aristocrats Daily Risk Control 5% Excess Return	Fixed Annuity Hedge	N/A	Equity/Index	AEL 85LNZLR1WR9SYRVFCH09	12/28/2023	12/26/2025	31	56,503	1797.29	1,737			1,050		2,862			(652)				0001	
Franklin Global Trends Index	Fixed Annuity Hedge	N/A	Equity/Index	AEL 85LNZLR1WR9SYRVFCH09	12/29/2023	12/27/2024	336	80,833	240.38	1,891			394		4,682			(1,419)				0001	
Invesco Dynamic Growth Index	Fixed Annuity Hedge	N/A	Equity/Index	AEL 85LNZLR1WR9SYRVFCH09	12/29/2023	12/27/2024	37	95,541	2574.31	2,102			438		680			(1,576)				0001	
S&P 500 Index Option PTPT	Fixed Annuity Hedge	N/A	Equity/Index	AEL 85LNZLR1WR9SYRVFCH09	12/29/2023	12/27/2024	1,003	4,784,377	4769.83	209,582			43,663		381,557			(157,186)				0001	
S&P 500 Index Option PTPT	Fixed Annuity Hedge	N/A	Equity/Index	AEL 85LNZLR1WR9SYRVFCH09	12/29/2023	12/30/2024	624	2,974,097	4769.83	113,136			23,570		207,885			(84,852)				0001	
S&P 500 Dividend Aristocrats Daily Risk Control 5% Excess Return	Fixed Annuity Hedge	N/A	Equity/Index	AEL 85LNZLR1WR9SYRVFCH09	12/29/2023	12/30/2024	610	1,096,344	1796.03	23,674			4,932		46,695			(17,756)				0001	
S&P 500 Dividend Aristocrats Daily Risk Control 5% Excess Return	Fixed Annuity Hedge	N/A	Equity/Index	AEL 85LNZLR1WR9SYRVFCH09	12/29/2023	12/31/2024	481	864,157	1796.03	18,682			3,892		36,824			(14,012)				0001	
S&P 500 Dividend Aristocrats Daily Risk Control 5% Total Return	Fixed Annuity Hedge	N/A	Equity/Index	AEL 85LNZLR1WR9SYRVFCH09	12/22/2023	12/23/2024	15	50,267	3285.14	2,136			445		4,142			(1,602)				0001	
S&P 500 Dividend Aristocrats Daily Risk Control 5% Excess Return	Fixed Annuity Hedge	N/A	Equity/Index	AEL 85LNZLR1WR9SYRVFCH09	12/22/2023	12/20/2024	342	613,113	1792.75	13,121			2,733		27,101			(9,840)				0001	
S&P 500 Dividend Aristocrats Daily Risk Control 5% Excess Return	Fixed Annuity Hedge	N/A	Equity/Index	AEL 85LNZLR1WR9SYRVFCH09	12/22/2023	12/22/2025	122	218,250	1792.75	6,766			4,088		11,471			(2,537)				0001	
S&P 500 Dividend Aristocrats Daily Risk Control 5% Excess Return	Fixed Annuity Hedge	N/A	Equity/Index	AEL 85LNZLR1WR9SYRVFCH09	12/22/2023	12/23/2024	346	620,743	1792.75	13,284			2,767		27,471			(9,963)				0001	
S&P 500 Dividend Aristocrats Daily Risk Control 5% Excess Return	Fixed Annuity Hedge	N/A	Equity/Index	AEL 85LNZLR1WR9SYRVFCH09	12/22/2023	12/24/2024	269	481,665	1792.75	10,356			2,157		21,324			(7,767)				0001	
Franklin Global Trends Index	Fixed Annuity Hedge	N/A	Equity/Index	AEL 85LNZLR1WR9SYRVFCH09	12/26/2023	12/26/2025	1,535	369,156	240.47	12,219			7,382		23,362			(4,582)				0001	
Invesco Dynamic Growth Index	Fixed Annuity Hedge	N/A	Equity/Index	AEL 85LNZLR1WR9SYRVFCH09	12/26/2023	12/26/2025	372	859,149	2575.72	29,542			17,848		18,363			(11,078)				0001	
S&P 500 Index Option PTPT	Fixed Annuity Hedge	N/A	Equity/Index	AEL 85LNZLR1WR9SYRVFCH09	12/26/2023	12/26/2024	249	1,188,411	4774.75	59,599			12,416		134,682			(44,699)				0001	

EO6:51

STATEMENT AS OF SEPTEMBER 30, 2024 OF THE EAGLE LIFE INSURANCE COMPANY

SCHEDULE DB - PART A - SECTION 1

Showing all Options, Caps, Floors, Collars, Swaps and Forwards Open as of Current Statement Date

1	2	3	4	5	6	7	8	9	10	11	12	13	14	15	16	17	18	19	20	21	22	23	
Description	Description of Item(s) Hedged, Used for Income Generation or Replicated	Schedule/ Exhibit Identifier	Type(s) of Risk(s) (a)	Exchange, Counterparty or Central Clearinghouse	Trade Date	Date of Maturity or Expiration	Number of Contracts	Notional Amount	Strike Price, Rate or Index Received (Paid)	Cumulative Prior Year(s) Initial Cost of Un-discounted Premium (Received) Paid	Current Year Initial Cost of Un-discounted Premium (Received) Paid	Current Year Income	Book/ Adjusted Carrying Value	Code	Fair Value	Unrealized Valuation Increase/ (Decrease)	Total Foreign Exchange Change in B./A.C.V.	Current Year's (Amortization)/ Accretion	Adjustment to Carrying Value of Hedged Item	Potential Exposure	Credit Quality of Reference Entity	Hedge Effectiveness at Inception and at Quarter-end (b)	
S&P Digital	Fixed Annuity Hedge	N/A	Equity/Index	AEL 85LNZLR1WR9SYRVFCH09	12/26/2023	12/26/2024	3	13,461	4774.75	136			28		193			(102)				0001	
S&P 500 Dividend Aristocrats Daily Risk Control 5% Excess Return	Fixed Annuity Hedge	N/A	Equity/Index	AEL 85LNZLR1WR9SYRVFCH09	12/26/2023	12/26/2024	186	333,590	1795.89	7,105			1,480		14,207			(5,329)				0001	
S&P 500 Index Option PTP	Fixed Annuity Hedge	N/A	Equity/Index	AEL 85LNZLR1WR9SYRVFCH09	12/29/2023	12/31/2024	431	2,056,756	4769.83	81,470			16,973		166,866			(61,103)				0001	
S&P 500 Dividend Aristocrats Daily Risk Control 5% Total Return	Fixed Annuity Hedge	N/A	Equity/Index	AEL 85LNZLR1WR9SYRVFCH09	12/29/2023	12/27/2024	57	188,813	3294.65	7,458			1,554		14,597			(5,594)				0001	
S&P 500 Dividend Aristocrats Daily Risk Control 5% Total Return	Fixed Annuity Hedge	N/A	Equity/Index	AEL 85LNZLR1WR9SYRVFCH09	12/29/2023	12/30/2024	6	20,576	3294.65	852			177		1,649			(639)				0001	
S&P 500 Dividend Aristocrats Daily Risk Control 5% Total Return	Fixed Annuity Hedge	N/A	Equity/Index	AEL 85LNZLR1WR9SYRVFCH09	12/29/2023	12/31/2024	2	5,499	3294.65	228			48		441			(171)				0001	
S&P 500 Dividend Aristocrats Daily Risk Control 5% Excess Return	Fixed Annuity Hedge	N/A	Equity/Index	AEL 85LNZLR1WR9SYRVFCH09	12/29/2023	12/27/2024	316	568,387	1796.03	12,228			2,547		24,174			(9,171)				0001	
UST 4.50% 11/15/33 Total Return Options Put	Fixed Annuity Hedge	N/A	Equity/Index	AEL 85LNZLR1WR9SYRVFCH09	12/27/2023	12/27/2024	64	6,264	98	108			22		41			(81)				0001	
Invesco Dynamic Growth Index	Fixed Annuity Hedge	N/A	Equity/Index	AEL 85LNZLR1WR9SYRVFCH09	01/02/2024	01/02/2025	34	88,231	2563.61		1,941		566		806			(1,375)				0001	
Invesco Dynamic Growth Index	Fixed Annuity Hedge	N/A	Equity/Index	AEL 85LNZLR1WR9SYRVFCH09	01/02/2024	01/02/2026	148	380,247	2563.61		11,712		7,564		8,123			(4,148)				0001	
Blackrock Adaptive US Equity Index 7%	Fixed Annuity Hedge	N/A	Equity/Index	AEL 85LNZLR1WR9SYRVFCH09	01/02/2024	01/02/2025	40	42,699	1060.95		1,227		358		3,501			(869)				0001	
S&P 500 Index Option PTP	Fixed Annuity Hedge	N/A	Equity/Index	AEL 85LNZLR1WR9SYRVFCH09	01/02/2024	01/02/2025	387	1,836,135	4742.83		90,354		26,353		206,033			(64,001)				0001	
S&P 500 Dividend Aristocrats Daily Risk Control 5% Excess Return	Fixed Annuity Hedge	N/A	Equity/Index	AEL 85LNZLR1WR9SYRVFCH09	01/02/2024	01/02/2025	122	219,747	1797.57		4,725		1,378		9,191			(3,347)				0001	
S&P 500 Dividend Aristocrats Daily Risk Control 5% Excess Return	Fixed Annuity Hedge	N/A	Equity/Index	AEL 85LNZLR1WR9SYRVFCH09	01/02/2024	01/02/2026	28	50,925	1797.57		1,574		1,016		2,581			(557)				0001	
Franklin Global Trends Index	Fixed Annuity Hedge	N/A	Equity/Index	AEL 85LNZLR1WR9SYRVFCH09	01/03/2024	01/03/2025	363	86,502	238.58		2,033		593		5,687			(1,440)				0001	
Invesco Dynamic Growth Index	Fixed Annuity Hedge	N/A	Equity/Index	AEL 85LNZLR1WR9SYRVFCH09	01/03/2024	01/03/2025	80	203,464	2556.98		4,476		1,306		2,109			(3,171)				0001	
S&P 500 Index Option PTP	Fixed Annuity Hedge	N/A	Equity/Index	AEL 85LNZLR1WR9SYRVFCH09	01/03/2024	01/03/2025	478	2,249,066	4704.81		130,250		37,990		317,283			(92,260)				0001	
S&P 500 Index Option PTP	Fixed Annuity Hedge	N/A	Equity/Index	AEL 85LNZLR1WR9SYRVFCH09	01/03/2024	01/02/2026	18	85,856	4704.81		6,661		4,302		11,820			(2,359)				0001	
S&P 500 Dividend Aristocrats Daily Risk Control 5% Total Return	Fixed Annuity Hedge	N/A	Equity/Index	AEL 85LNZLR1WR9SYRVFCH09	01/03/2024	01/03/2025	43	141,466	3284.13		5,997		1,749		11,970			(4,248)				0001	

E06.52

STATEMENT AS OF SEPTEMBER 30, 2024 OF THE EAGLE LIFE INSURANCE COMPANY

SCHEDULE DB - PART A - SECTION 1

Showing all Options, Caps, Floors, Collars, Swaps and Forwards Open as of Current Statement Date

1	2	3	4	5	6	7	8	9	10	11	12	13	14	15	16	17	18	19	20	21	22	23	
Description	Description of Item(s) Hedged, Used for Income Generation or Replicated	Schedule/ Exhibit Identifier	Type(s) of Risk(s) (a)	Exchange, Counterparty or Central Clearinghouse	Trade Date	Date of Maturity or Expiration	Number of Contracts	Notional Amount	Strike Price, Rate or Index Received (Paid)	Cumulative Prior Year(s) Initial Cost of Un-discounted Premium (Received) Paid	Current Year Initial Cost of Un-discounted Premium (Received) Paid	Current Year Income	Book/ Adjusted Carrying Value	Code	Fair Value	Unrealized Valuation Increase/ (Decrease)	Total Foreign Exchange Change in B./A.C.V.	Current Year's (Amortization)/ Accretion	Adjustment to Carrying Value of Hedged Item	Potential Exposure	Credit Quality of Reference Entity	Hedge Effectiveness at Inception and at Quarter-end (b)	
S&P 500 Dividend Aristocrats Daily Risk Control 5% Excess Return	Fixed Annuity Hedge	N/A	Equity/Index	AEL 85LNZLR1WR9SYRVFCH09	.01/03/2024	01/03/2025	181	323,101	1788.92		7,011		2,045		15,045			(4,966)				0001	
S&P 500 Dividend Aristocrats Daily Risk Control 5% Excess Return	Fixed Annuity Hedge	N/A	Equity/Index	AEL 85LNZLR1WR9SYRVFCH09	.01/03/2024	01/02/2026	24	42,923	1788.92		1,339		865		2,340			(474)				0001	
Franklin Global Trends Index	Fixed Annuity Hedge	N/A	Equity/Index	AEL 85LNZLR1WR9SYRVFCH09	.01/04/2024	01/03/2025	1,132	269,557	238.22		6,335		1,848		18,148			(4,487)				0001	
Invesco Dynamic Growth Index	Fixed Annuity Hedge	N/A	Equity/Index	AEL 85LNZLR1WR9SYRVFCH09	.01/04/2024	01/03/2025	110	280,719	2550.69		6,176		1,801		3,247			(4,375)				0001	
Invesco Dynamic Growth Index	Fixed Annuity Hedge	N/A	Equity/Index	AEL 85LNZLR1WR9SYRVFCH09	.01/04/2024	01/02/2026	151	385,764	2550.69		11,882		7,673		9,145			(4,208)				0001	
Blackrock Adaptive US Equity Index 7%	Fixed Annuity Hedge	N/A	Equity/Index	AEL 85LNZLR1WR9SYRVFCH09	.01/04/2024	01/03/2025	88	92,622	1052.96		2,657		775		8,334			(1,882)				0001	
Blackrock Adaptive US Equity Index 7%	Fixed Annuity Hedge	N/A	Equity/Index	AEL 85LNZLR1WR9SYRVFCH09	.01/04/2024	01/02/2026	110	115,643	1052.96		4,501		2,907		10,654			(1,594)				0001	
S&P 500 Index Option PTPPT	Fixed Annuity Hedge	N/A	Equity/Index	AEL 85LNZLR1WR9SYRVFCH09	.01/04/2024	01/03/2025	852	3,992,585	4688.68		180,803		52,734		370,271			(128,069)				0001	
S&P Digital	Fixed Annuity Hedge	N/A	Equity/Index	AEL 85LNZLR1WR9SYRVFCH09	.01/04/2024	01/03/2025	80	377,190	4688.68		3,828		1,117		5,424			(2,712)				0001	
S&P 500 Dividend Aristocrats Daily Risk Control 5% Excess Return	Fixed Annuity Hedge	N/A	Equity/Index	AEL 85LNZLR1WR9SYRVFCH09	.01/04/2024	01/03/2025	247	442,161	1788.17		9,551		2,786		20,773			(6,765)				0001	
S&P 500 Dividend Aristocrats Daily Risk Control 5% Excess Return	Fixed Annuity Hedge	N/A	Equity/Index	AEL 85LNZLR1WR9SYRVFCH09	.01/04/2024	01/02/2026	209	373,427	1788.17		11,576		7,476		20,485			(4,100)				0001	
Franklin Global Trends Index	Fixed Annuity Hedge	N/A	Equity/Index	AEL 85LNZLR1WR9SYRVFCH09	.01/05/2024	01/03/2025	791	188,486	238.16		4,411		1,286		12,739			(3,124)				0001	
Invesco Dynamic Growth Index	Fixed Annuity Hedge	N/A	Equity/Index	AEL 85LNZLR1WR9SYRVFCH09	.01/05/2024	01/03/2025	370	944,518	2550.22		20,779		6,061		11,015			(14,719)				0001	
Invesco Dynamic Growth Index	Fixed Annuity Hedge	N/A	Equity/Index	AEL 85LNZLR1WR9SYRVFCH09	.01/05/2024	01/05/2026	56	144,000	2550.22		4,435		2,864		3,437			(1,571)				0001	
S&P 500 Index Option PTPPT	Fixed Annuity Hedge	N/A	Equity/Index	AEL 85LNZLR1WR9SYRVFCH09	.01/05/2024	01/03/2025	841	3,948,091	4697.24		138,964		40,531		266,595			(98,433)				0001	
S&P 500 Index Option PTPPT	Fixed Annuity Hedge	N/A	Equity/Index	AEL 85LNZLR1WR9SYRVFCH09	.01/05/2024	01/05/2026	5	21,314	4697.24		1,123		725		1,580			(398)				0001	
S&P 500 Index Option PTPPT	Fixed Annuity Hedge	N/A	Equity/Index	AEL 85LNZLR1WR9SYRVFCH09	.01/05/2024	01/06/2025	601	2,824,952	4697.24		114,490		33,393		202,647			(81,097)				0001	
S&P 500 Index Option PTPPT	Fixed Annuity Hedge	N/A	Equity/Index	AEL 85LNZLR1WR9SYRVFCH09	.01/05/2024	01/07/2025	354	1,660,925	4697.24		57,110		16,657		110,746			(40,453)				0001	
S&P Digital	Fixed Annuity Hedge	N/A	Equity/Index	AEL 85LNZLR1WR9SYRVFCH09	.01/05/2024	01/03/2025	4	17,848	4697.24		180		53		256			(128)				0001	
S&P 500 Dividend Aristocrats Daily Risk Control 5% Total Return	Fixed Annuity Hedge	N/A	Equity/Index	AEL 85LNZLR1WR9SYRVFCH09	.01/05/2024	01/03/2025	26	84,354	3283.97		3,342		975		6,711			(2,367)				0001	
S&P 500 Dividend Aristocrats Daily Risk Control 5% Excess Return	Fixed Annuity Hedge	N/A	Equity/Index	AEL 85LNZLR1WR9SYRVFCH09	.01/05/2024	01/03/2025	252	450,242	1788.29		9,725		2,837		21,122			(6,889)				0001	

E06.53

STATEMENT AS OF SEPTEMBER 30, 2024 OF THE EAGLE LIFE INSURANCE COMPANY

SCHEDULE DB - PART A - SECTION 1

Showing all Options, Caps, Floors, Collars, Swaps and Forwards Open as of Current Statement Date

1	2	3	4	5	6	7	8	9	10	11	12	13	14	15	16	17	18	19	20	21	22	23	
Description	Description of Item(s) Hedged, Used for Income Generation or Replicated	Schedule/ Exhibit Identifier	Type(s) of Risk(s) (a)	Exchange, Counterparty or Central Clearinghouse	Trade Date	Date of Maturity or Expiration	Number of Contracts	Notional Amount	Strike Price, Rate or Index Received (Paid)	Cumulative Prior Year(s) Initial Cost of Un-discounted Premium (Received) Paid	Current Year Initial Cost of Un-discounted Premium (Received) Paid	Current Year Income	Book/ Adjusted Carrying Value	Code	Fair Value	Unrealized Valuation Increase/ (Decrease)	Total Foreign Exchange Change in B./A.C.V.	Current Year's (Amortization)/ Accretion	Adjustment to Carrying Value of Hedged Item	Potential Exposure	Credit Quality of Reference Entity	Hedge Effectiveness at Inception and at Quarter-end (b)	
S&P 500 Dividend Aristocrats Daily Risk Control 5% Excess Return	Fixed Annuity Hedge	N/A	Equity/Index	AEL 85LNZLR1WR9SYRVFCH09	.01/05/2024	01/06/2025	214	382,100	1788.29		8,215		2,396		17,945			(5,819)				0001	
S&P 500 Dividend Aristocrats Daily Risk Control 5% Excess Return	Fixed Annuity Hedge	N/A	Equity/Index	AEL 85LNZLR1WR9SYRVFCH09	.01/05/2024	01/07/2025	604	1,080,591	1788.29		23,341		6,808		50,768			(16,533)				0001	
Invesco Dynamic Growth Index	Fixed Annuity Hedge	N/A	Equity/Index	AEL 85LNZLR1WR9SYRVFCH09	.01/08/2024	01/08/2025	103	262,650	2557.79		5,778		1,685		2,755			(4,093)				0001	
S&P 500 Index Option PTP	Fixed Annuity Hedge	N/A	Equity/Index	AEL 85LNZLR1WR9SYRVFCH09	.01/08/2024	01/08/2025	773	3,683,825	4763.54		138,991		40,539		275,695			(98,452)				0001	
S&P 500 Dividend Aristocrats Daily Risk Control 5% Total Return	Fixed Annuity Hedge	N/A	Equity/Index	AEL 85LNZLR1WR9SYRVFCH09	.01/08/2024	01/08/2025	67	221,319	3295.53		9,882		2,882		18,455			(7,000)				0001	
S&P 500 Dividend Aristocrats Daily Risk Control 5% Excess Return	Fixed Annuity Hedge	N/A	Equity/Index	AEL 85LNZLR1WR9SYRVFCH09	.01/08/2024	01/08/2025	200	358,150	1793.77		7,754		2,262		15,759			(5,492)				0001	
Franklin Global Trends Index	Fixed Annuity Hedge	N/A	Equity/Index	AEL 85LNZLR1WR9SYRVFCH09	.01/09/2024	01/09/2026	977	233,230	238.73		7,720		4,986		16,285			(2,734)				0001	
Invesco Dynamic Growth Index	Fixed Annuity Hedge	N/A	Equity/Index	AEL 85LNZLR1WR9SYRVFCH09	.01/09/2024	01/09/2025	69	176,685	2551.51		3,887		1,134		2,073			(2,753)				0001	
Invesco Dynamic Growth Index	Fixed Annuity Hedge	N/A	Equity/Index	AEL 85LNZLR1WR9SYRVFCH09	.01/09/2024	01/09/2026	18	45,021	2551.51		1,387		896		1,068			(491)				0001	
Blackrock Adaptive US Equity Index 7%	Fixed Annuity Hedge	N/A	Equity/Index	AEL 85LNZLR1WR9SYRVFCH09	.01/09/2024	01/09/2025	25	26,798	1061.98		769		224		2,169			(545)				0001	
S&P 500 Index Option PTP	Fixed Annuity Hedge	N/A	Equity/Index	AEL 85LNZLR1WR9SYRVFCH09	.01/09/2024	01/09/2025	496	2,358,710	4756.5		125,253		36,532		264,813			(88,721)				0001	
S&P Digital	Fixed Annuity Hedge	N/A	Equity/Index	AEL 85LNZLR1WR9SYRVFCH09	.01/09/2024	01/09/2025	2	9,263	4756.5		94		28		132			(67)				0001	
S&P 500 Dividend Aristocrats Daily Risk Control 5% Excess Return	Fixed Annuity Hedge	N/A	Equity/Index	AEL 85LNZLR1WR9SYRVFCH09	.01/09/2024	01/09/2025	239	428,079	1790.19		9,247		2,697		19,680			(6,550)				0001	
Invesco Dynamic Growth Index	Fixed Annuity Hedge	N/A	Equity/Index	AEL 85LNZLR1WR9SYRVFCH09	.01/10/2024	01/10/2025	112	286,259	2551.64		6,298		1,837		3,367			(4,461)				0001	
Invesco Dynamic Growth Index	Fixed Annuity Hedge	N/A	Equity/Index	AEL 85LNZLR1WR9SYRVFCH09	.01/10/2024	01/09/2026	108	274,400	2551.64		8,452		5,458		6,504			(2,993)				0001	
Blackrock Adaptive US Equity Index 7%	Fixed Annuity Hedge	N/A	Equity/Index	AEL 85LNZLR1WR9SYRVFCH09	.01/10/2024	01/10/2025	5	5,654	1065.5		162		47		438			(115)				0001	
Blackrock Adaptive US Equity Index 7%	Fixed Annuity Hedge	N/A	Equity/Index	AEL 85LNZLR1WR9SYRVFCH09	.01/10/2024	01/09/2026	38	40,197	1065.5		1,564		1,010		3,298			(554)				0001	
S&P 500 Index Option PTP	Fixed Annuity Hedge	N/A	Equity/Index	AEL 85LNZLR1WR9SYRVFCH09	.01/10/2024	01/10/2025	1,026	4,909,469	4783.45		200,962		58,614		363,488			(142,348)				0001	
S&P 500 Index Option PTP	Fixed Annuity Hedge	N/A	Equity/Index	AEL 85LNZLR1WR9SYRVFCH09	.01/10/2024	01/09/2026	5	25,740	4783.45		3,290		2,125		6,671			(1,165)				0001	
S&P 500 Dividend Aristocrats Daily Risk Control 5% Total Return	Fixed Annuity Hedge	N/A	Equity/Index	AEL 85LNZLR1WR9SYRVFCH09	.01/10/2024	01/10/2025	109	359,851	3293.14		14,363		4,189		28,383			(10,174)				0001	
S&P 500 Dividend Aristocrats Daily Risk Control 5% Excess Return	Fixed Annuity Hedge	N/A	Equity/Index	AEL 85LNZLR1WR9SYRVFCH09	.01/10/2024	01/10/2025	307	550,461	1791.93		12,000		3,500		24,793			(8,500)				0001	

E06.54

STATEMENT AS OF SEPTEMBER 30, 2024 OF THE EAGLE LIFE INSURANCE COMPANY

SCHEDULE DB - PART A - SECTION 1

Showing all Options, Caps, Floors, Collars, Swaps and Forwards Open as of Current Statement Date

1	2	3	4	5	6	7	8	9	10	11	12	13	14	15	16	17	18	19	20	21	22	23	
Description	Description of Item(s) Hedged, Used for Income Generation or Replicated	Schedule/ Exhibit Identifier	Type(s) of Risk(s) (a)	Exchange, Counterparty or Central Clearinghouse	Trade Date	Date of Maturity or Expiration	Number of Contracts	Notional Amount	Strike Price, Rate or Index Received (Paid)	Cumulative Prior Year(s) Initial Cost of Un-discounted Premium (Received) Paid	Current Year Initial Cost of Un-discounted Premium (Received) Paid	Current Year Income	Book/ Adjusted Carrying Value	Code	Fair Value	Unrealized Valuation Increase/ (Decrease)	Total Foreign Exchange Change in B./A.C.V.	Current Year's (Amortization)/ Accretion	Adjustment to Carrying Value of Hedged Item	Potential Exposure	Credit Quality of Reference Entity	Hedge Effectiveness at Inception and at Quarter-end (b)	
S&P 500 Dividend Aristocrats Daily Risk Control 5% Excess Return	Fixed Annuity Hedge	N/A	Equity/Index	AEL 85LNZLR1WR9SYRVFCH09	01/10/2024	01/09/2026	53	95,788	1791.93		2,979		1,924		5,107			(1,055)				0001	
Franklin Global Trends Index	Fixed Annuity Hedge	N/A	Equity/Index	AEL 85LNZLR1WR9SYRVFCH09	01/11/2024	01/10/2025	1,808	432,697	239.34		10,168		2,966		27,035			(7,203)				0001	
Franklin Global Trends Index	Fixed Annuity Hedge	N/A	Equity/Index	AEL 85LNZLR1WR9SYRVFCH09	01/11/2024	01/09/2026	727	174,083	239.34		5,762		3,721		11,765			(2,041)				0001	
Invesco Dynamic Growth Index	Fixed Annuity Hedge	N/A	Equity/Index	AEL 85LNZLR1WR9SYRVFCH09	01/11/2024	01/10/2025	809	2,066,327	2553.02		45,459		13,259		23,750			(32,200)				0001	
Invesco Dynamic Growth Index	Fixed Annuity Hedge	N/A	Equity/Index	AEL 85LNZLR1WR9SYRVFCH09	01/11/2024	01/09/2026	460	1,174,657	2553.02		36,179		23,366		27,539			(12,814)				0001	
Blackrock Adaptive US Equity Index 7%	Fixed Annuity Hedge	N/A	Equity/Index	AEL 85LNZLR1WR9SYRVFCH09	01/11/2024	01/10/2025	12	12,677	1065.02		364		106		989			(258)				0001	
S&P 500 Index Option PTP	Fixed Annuity Hedge	N/A	Equity/Index	AEL 85LNZLR1WR9SYRVFCH09	01/11/2024	01/10/2025	851	4,066,267	4780.24		148,729		43,379		288,654			(105,350)				0001	
S&P 500 Dividend Aristocrats Daily Risk Control 5% Excess Return	Fixed Annuity Hedge	N/A	Equity/Index	AEL 85LNZLR1WR9SYRVFCH09	01/11/2024	01/10/2025	720	1,288,403	1790.28		27,708		8,082		59,191			(19,627)				0001	
S&P 500 Dividend Aristocrats Daily Risk Control 5% Excess Return	Fixed Annuity Hedge	N/A	Equity/Index	AEL 85LNZLR1WR9SYRVFCH09	01/11/2024	01/09/2026	433	775,529	1790.28		23,834		15,393		41,917			(8,441)				0001	
Invesco Dynamic Growth Index	Fixed Annuity Hedge	N/A	Equity/Index	AEL 85LNZLR1WR9SYRVFCH09	01/12/2024	01/10/2025	84	213,400	2551.67		4,695		1,369		2,509			(3,325)				0001	
Invesco Dynamic Growth Index	Fixed Annuity Hedge	N/A	Equity/Index	AEL 85LNZLR1WR9SYRVFCH09	01/12/2024	01/13/2025	144	366,434	2551.67		8,098		2,362		4,366			(5,736)				0001	
S&P 500 Index Option PTP	Fixed Annuity Hedge	N/A	Equity/Index	AEL 85LNZLR1WR9SYRVFCH09	01/12/2024	01/10/2025	675	3,227,801	4783.83		102,640		29,937		186,174			(72,703)				0001	
S&P 500 Index Option PTP	Fixed Annuity Hedge	N/A	Equity/Index	AEL 85LNZLR1WR9SYRVFCH09	01/12/2024	01/13/2025	1,065	5,093,461	4783.83		213,321		62,219		375,731			(151,102)				0001	
S&P 500 Index Option PTP	Fixed Annuity Hedge	N/A	Equity/Index	AEL 85LNZLR1WR9SYRVFCH09	01/12/2024	01/14/2025	1,071	5,121,781	4783.83		181,641		52,979		354,643			(128,662)				0001	
S&P 500 Index Option PTP	Fixed Annuity Hedge	N/A	Equity/Index	AEL 85LNZLR1WR9SYRVFCH09	01/12/2024	01/15/2025	539	2,577,725	4783.83		122,141		35,624		280,747			(86,517)				0001	
S&P Digital	Fixed Annuity Hedge	N/A	Equity/Index	AEL 85LNZLR1WR9SYRVFCH09	01/12/2024	01/13/2025	1	6,411	4783.83		65		19		91			(46)				0001	
S&P Digital	Fixed Annuity Hedge	N/A	Equity/Index	AEL 85LNZLR1WR9SYRVFCH09	01/12/2024	01/14/2025	2	9,020	4783.83		92		27		128			(65)				0001	
S&P 500 Dividend Aristocrats Daily Risk Control 5% Total Return	Fixed Annuity Hedge	N/A	Equity/Index	AEL 85LNZLR1WR9SYRVFCH09	01/12/2024	01/10/2025	4	14,152	3293.27		487		142		1,021			(345)				0001	
S&P 500 Dividend Aristocrats Daily Risk Control 5% Total Return	Fixed Annuity Hedge	N/A	Equity/Index	AEL 85LNZLR1WR9SYRVFCH09	01/12/2024	01/13/2025	1	4,616	3293.27		189		55		380			(134)				0001	
S&P 500 Dividend Aristocrats Daily Risk Control 5% Excess Return	Fixed Annuity Hedge	N/A	Equity/Index	AEL 85LNZLR1WR9SYRVFCH09	01/12/2024	01/10/2025	287	514,432	1791.46		11,216		3,271		23,302			(7,945)				0001	
S&P 500 Dividend Aristocrats Daily Risk Control 5% Excess Return	Fixed Annuity Hedge	N/A	Equity/Index	AEL 85LNZLR1WR9SYRVFCH09	01/12/2024	01/12/2026	429	769,331	1791.46		23,955		15,471		41,224			(8,484)				0001	

E06.55

STATEMENT AS OF SEPTEMBER 30, 2024 OF THE EAGLE LIFE INSURANCE COMPANY

SCHEDULE DB - PART A - SECTION 1

Showing all Options, Caps, Floors, Collars, Swaps and Forwards Open as of Current Statement Date

1	2	3	4	5	6	7	8	9	10	11	12	13	14	15	16	17	18	19	20	21	22	23	
Description	Description of Item(s) Hedged, Used for Income Generation or Replicated	Schedule/ Exhibit Identifier	Type(s) of Risk(s) (a)	Exchange, Counterparty or Central Clearinghouse	Trade Date	Date of Maturity or Expiration	Number of Contracts	Notional Amount	Strike Price, Rate or Index Received (Paid)	Cumulative Prior Year(s) Initial Cost of Un-discounted Premium (Received) Paid	Current Year Initial Cost of Un-discounted Premium (Received) Paid	Current Year Income	Book/ Adjusted Carrying Value	Code	Fair Value	Unrealized Valuation Increase/ (Decrease)	Total Foreign Exchange Change in B./A.C.V.	Current Year's (Amortization)/ Accretion	Adjustment to Carrying Value of Hedged Item	Potential Exposure	Credit Quality of Reference Entity	Hedge Effectiveness at Inception and at Quarter-end (b)	
S&P 500 Dividend Aristocrats Daily Risk Control 5% Excess Return	Fixed Annuity Hedge	N/A	Equity/Index	AEL 85LNZLR1WR9SYRVFCH09	01/12/2024	01/13/2025	174	311,414	1791.46		6,815		1,988		14,124			(4,828)				0001	
S&P 500 Dividend Aristocrats Daily Risk Control 5% Excess Return	Fixed Annuity Hedge	N/A	Equity/Index	AEL 85LNZLR1WR9SYRVFCH09	01/12/2024	01/13/2026	70	124,598	1791.46		3,882		2,507		6,679			(1,375)				0001	
S&P 500 Dividend Aristocrats Daily Risk Control 5% Excess Return	Fixed Annuity Hedge	N/A	Equity/Index	AEL 85LNZLR1WR9SYRVFCH09	01/12/2024	01/14/2025	217	388,221	1791.46		8,506		2,481		17,616			(6,025)				0001	
S&P 500 Dividend Aristocrats Daily Risk Control 5% Excess Return	Fixed Annuity Hedge	N/A	Equity/Index	AEL 85LNZLR1WR9SYRVFCH09	01/12/2024	01/14/2026	41	73,872	1791.46		2,303		1,487		3,962			(816)				0001	
S&P 500 Dividend Aristocrats Daily Risk Control 5% Excess Return	Fixed Annuity Hedge	N/A	Equity/Index	AEL 85LNZLR1WR9SYRVFCH09	01/12/2024	01/15/2025	140	251,417	1791.46		5,516		1,609		11,413			(3,907)				0001	
Invesco Dynamic Growth Index	Fixed Annuity Hedge	N/A	Equity/Index	AEL 85LNZLR1WR9SYRVFCH09	01/16/2024	01/16/2025	14	34,650	2538.99		766		223		510			(542)				0001	
Invesco Dynamic Growth Index	Fixed Annuity Hedge	N/A	Equity/Index	AEL 85LNZLR1WR9SYRVFCH09	01/16/2024	01/16/2026	18	45,448	2538.99		1,404		907		1,196			(497)				0001	
S&P 500 Index Option PTP	Fixed Annuity Hedge	N/A	Equity/Index	AEL 85LNZLR1WR9SYRVFCH09	01/16/2024	01/16/2025	403	1,921,962	4765.98		113,323		33,053		286,119			(80,270)				0001	
S&P 500 Index Option PTP	Fixed Annuity Hedge	N/A	Equity/Index	AEL 85LNZLR1WR9SYRVFCH09	01/16/2024	01/16/2026	9	44,100	4765.98		2,337		1,510		3,218			(828)				0001	
S&P 500 Dividend Aristocrats Daily Risk Control 5% Excess Return	Fixed Annuity Hedge	N/A	Equity/Index	AEL 85LNZLR1WR9SYRVFCH09	01/16/2024	01/16/2025	212	378,089	1785.94		8,242		2,404		18,313			(5,838)				0001	
S&P 500 Dividend Aristocrats Daily Risk Control 5% Excess Return	Fixed Annuity Hedge	N/A	Equity/Index	AEL 85LNZLR1WR9SYRVFCH09	01/16/2024	01/16/2026	65	116,400	1785.94		3,585		2,315		6,537			(1,270)				0001	
Franklin Global Trends Index	Fixed Annuity Hedge	N/A	Equity/Index	AEL 85LNZLR1WR9SYRVFCH09	01/17/2024	01/17/2025	342	81,204	237.23		1,908		557		5,825			(1,352)				0001	
Franklin Global Trends Index	Fixed Annuity Hedge	N/A	Equity/Index	AEL 85LNZLR1WR9SYRVFCH09	01/17/2024	01/16/2026	185	43,953	237.23		1,450		937		3,322			(514)				0001	
Invesco Dynamic Growth Index	Fixed Annuity Hedge	N/A	Equity/Index	AEL 85LNZLR1WR9SYRVFCH09	01/17/2024	01/17/2025	34	87,047	2528.64		1,915		559		1,497			(1,356)				0001	
Invesco Dynamic Growth Index	Fixed Annuity Hedge	N/A	Equity/Index	AEL 85LNZLR1WR9SYRVFCH09	01/17/2024	01/16/2026	104	263,253	2528.64		8,108		5,237		7,490			(2,872)				0001	
S&P 500 Index Option PTP	Fixed Annuity Hedge	N/A	Equity/Index	AEL 85LNZLR1WR9SYRVFCH09	01/17/2024	01/17/2025	959	4,543,067	4739.21		233,203		68,017		439,428			(165,185)				0001	
S&P 500 Index Option PTP	Fixed Annuity Hedge	N/A	Equity/Index	AEL 85LNZLR1WR9SYRVFCH09	01/17/2024	01/16/2026	19	92,280	4739.21		7,543		4,871		13,581			(2,671)				0001	
S&P 500 Dividend Aristocrats Daily Risk Control 5% Total Return	Fixed Annuity Hedge	N/A	Equity/Index	AEL 85LNZLR1WR9SYRVFCH09	01/17/2024	01/17/2025	89	292,408	3275.12		12,141		3,541		25,715			(8,600)				0001	
S&P 500 Dividend Aristocrats Daily Risk Control 5% Excess Return	Fixed Annuity Hedge	N/A	Equity/Index	AEL 85LNZLR1WR9SYRVFCH09	01/17/2024	01/17/2025	1,078	1,918,795	1780.24		41,638		12,144		99,060			(29,493)				0001	

EOG:56

STATEMENT AS OF SEPTEMBER 30, 2024 OF THE EAGLE LIFE INSURANCE COMPANY

SCHEDULE DB - PART A - SECTION 1

Showing all Options, Caps, Floors, Collars, Swaps and Forwards Open as of Current Statement Date

1	2	3	4	5	6	7	8	9	10	11	12	13	14	15	16	17	18	19	20	21	22	23	
Description	Description of Item(s) Hedged, Used for Income Generation or Replicated	Schedule/ Exhibit Identifier	Type(s) of Risk(s) (a)	Exchange, Counterparty or Central Clearinghouse	Trade Date	Date of Maturity or Expiration	Number of Contracts	Notional Amount	Strike Price, Rate or Index Received (Paid)	Cumulative Prior Year(s) Initial Cost of Un-discounted Premium (Received) Paid	Current Year Initial Cost of Un-discounted Premium (Received) Paid	Current Year Income	Book/ Adjusted Carrying Value	Code	Fair Value	Unrealized Valuation Increase/ (Decrease)	Total Foreign Exchange Change in B./A.C.V.	Current Year's (Amortization)/ Accretion	Adjustment to Carrying Value of Hedged Item	Potential Exposure	Credit Quality of Reference Entity	Hedge Effectiveness at Inception and at Quarter-end (b)	
S&P 500 Dividend Aristocrats Daily Risk Control 5% Excess Return	Fixed Annuity Hedge	N/A	Equity/Index	AEL 85LNZLR1WR9SYRVFCH09	01/17/2024	01/16/2026	501	892,428	1780.24		27,398		17,694		52,466			(9,703)				0001	
Invesco Dynamic Growth Index	Fixed Annuity Hedge	N/A	Equity/Index	AEL 85LNZLR1WR9SYRVFCH09	01/18/2024	01/17/2025	238	601,240	2529.58		13,227		3,858		10,200			(9,369)				0001	
Invesco Dynamic Growth Index	Fixed Annuity Hedge	N/A	Equity/Index	AEL 85LNZLR1WR9SYRVFCH09	01/18/2024	01/16/2026	13	34,131	2529.58		1,051		679		964			(372)				0001	
S&P 500 Index Option PTP	Fixed Annuity Hedge	N/A	Equity/Index	AEL 85LNZLR1WR9SYRVFCH09	01/18/2024	01/17/2025	362	1,731,611	4780.94		86,979		25,369		197,124			(61,610)				0001	
S&P 500 Dividend Aristocrats Daily Risk Control 5% Excess Return	Fixed Annuity Hedge	N/A	Equity/Index	AEL 85LNZLR1WR9SYRVFCH09	01/18/2024	01/17/2025	388	691,370	1782.74		15,003		4,376		34,726			(10,627)				0001	
S&P 500 Dividend Aristocrats Daily Risk Control 5% Excess Return	Fixed Annuity Hedge	N/A	Equity/Index	AEL 85LNZLR1WR9SYRVFCH09	01/18/2024	01/16/2026	163	290,059	1782.74		8,963		5,788		16,716			(3,174)				0001	
Franklin Global Trends Index	Fixed Annuity Hedge	N/A	Equity/Index	AEL 85LNZLR1WR9SYRVFCH09	01/19/2024	01/17/2025	984	234,637	238.49		5,491		1,601		15,533			(3,889)				0001	
Franklin Global Trends Index	Fixed Annuity Hedge	N/A	Equity/Index	AEL 85LNZLR1WR9SYRVFCH09	01/19/2024	01/16/2026	95	22,586	238.49		745		481		1,600			(264)				0001	
Invesco Dynamic Growth Index	Fixed Annuity Hedge	N/A	Equity/Index	AEL 85LNZLR1WR9SYRVFCH09	01/19/2024	01/17/2025	121	307,773	2533.94		6,771		1,975		4,902			(4,796)				0001	
Invesco Dynamic Growth Index	Fixed Annuity Hedge	N/A	Equity/Index	AEL 85LNZLR1WR9SYRVFCH09	01/19/2024	01/16/2026	266	674,982	2533.94		20,722		13,383		18,458			(7,339)				0001	
Blackrock Adaptive US Equity Index 7%	Fixed Annuity Hedge	N/A	Equity/Index	AEL 85LNZLR1WR9SYRVFCH09	01/19/2024	01/17/2025	97	103,811	1073.66		2,974		867		7,245			(2,107)				0001	
Blackrock Adaptive US Equity Index 7%	Fixed Annuity Hedge	N/A	Equity/Index	AEL 85LNZLR1WR9SYRVFCH09	01/19/2024	01/16/2026	218	234,512	1073.66		9,113		5,886		17,803			(3,228)				0001	
S&P 500 Index Option PTP	Fixed Annuity Hedge	N/A	Equity/Index	AEL 85LNZLR1WR9SYRVFCH09	01/19/2024	01/17/2025	2,232	10,803,431	4839.81		418,328		122,012		705,780			(296,315)				0001	
S&P 500 Index Option PTP	Fixed Annuity Hedge	N/A	Equity/Index	AEL 85LNZLR1WR9SYRVFCH09	01/19/2024	01/21/2025	445	2,155,292	4839.81		65,941		19,233		107,764			(46,708)				0001	
S&P 500 Index Option CLQ	Fixed Annuity Hedge	N/A	Equity/Index	AEL 85LNZLR1WR9SYRVFCH09	01/19/2024	01/20/2025	5	26,144	4839.81		842		246		1,849			(596)				0001	
S&P Digital	Fixed Annuity Hedge	N/A	Equity/Index	AEL 85LNZLR1WR9SYRVFCH09	01/19/2024	01/17/2025	5	24,435	4839.81		249		73		344			(177)				0001	
S&P Digital	Fixed Annuity Hedge	N/A	Equity/Index	AEL 85LNZLR1WR9SYRVFCH09	01/19/2024	01/21/2025	1	4,391	4839.81		45		13		62			(32)				0001	
S&P 500 Dividend Aristocrats Daily Risk Control 5% Total Return	Fixed Annuity Hedge	N/A	Equity/Index	AEL 85LNZLR1WR9SYRVFCH09	01/19/2024	01/17/2025	4	12,613	3286.09		534		156		1,073			(378)				0001	
S&P 500 Dividend Aristocrats Daily Risk Control 5% Total Return	Fixed Annuity Hedge	N/A	Equity/Index	AEL 85LNZLR1WR9SYRVFCH09	01/19/2024	01/21/2025	2	6,139	3286.09		220		64		465			(156)				0001	
S&P 500 Dividend Aristocrats Daily Risk Control 5% Excess Return	Fixed Annuity Hedge	N/A	Equity/Index	AEL 85LNZLR1WR9SYRVFCH09	01/19/2024	01/17/2025	990	1,767,384	1785.66		37,822		11,031		85,909			(26,791)				0001	
S&P 500 Dividend Aristocrats Daily Risk Control 5% Excess Return	Fixed Annuity Hedge	N/A	Equity/Index	AEL 85LNZLR1WR9SYRVFCH09	01/19/2024	01/16/2026	115	205,842	1785.66		6,258		4,041		11,586			(2,216)				0001	

E06.57

STATEMENT AS OF SEPTEMBER 30, 2024 OF THE EAGLE LIFE INSURANCE COMPANY

SCHEDULE DB - PART A - SECTION 1

Showing all Options, Caps, Floors, Collars, Swaps and Forwards Open as of Current Statement Date

1	2	3	4	5	6	7	8	9	10	11	12	13	14	15	16	17	18	19	20	21	22	23	
Description	Description of Item(s) Hedged, Used for Income Generation or Replicated	Schedule/ Exhibit Identifier	Type(s) of Risk(s) (a)	Exchange, Counterparty or Central Clearinghouse	Trade Date	Date of Maturity or Expiration	Number of Contracts	Notional Amount	Strike Price, Rate or Index Received (Paid)	Cumulative Prior Year(s) Initial Cost of Un-discounted Premium (Received) Paid	Current Year Initial Cost of Un-discounted Premium (Received) Paid	Current Year Income	Book/ Adjusted Carrying Value	Code	Fair Value	Unrealized Valuation Increase/ (Decrease)	Total Foreign Exchange Change in B./A.C.V.	Current Year's (Amortization)/ Accretion	Adjustment to Carrying Value of Hedged Item	Potential Exposure	Credit Quality of Reference Entity	Hedge Effectiveness at Inception and at Quarter-end (b)	
S&P 500 Dividend Aristocrats Daily Risk Control 5% Excess Return	Fixed Annuity Hedge	N/A	Equity/Index	AEL 85LNZLR1WR9SYRVFCH09	01/19/2024	01/21/2025	403	719,421	1785.66		15,324		4,469		35,020			(10,854)				0001	
S&P 500 Dividend Aristocrats Daily Risk Control 5% Excess Return	Fixed Annuity Hedge	N/A	Equity/Index	AEL 85LNZLR1WR9SYRVFCH09	01/19/2024	01/21/2026	17	30,676	1785.66		933		602		1,730			(330)				0001	
S&P 500 Index Option PTP	Fixed Annuity Hedge	N/A	Equity/Index	AEL 85LNZLR1WR9SYRVFCH09	01/22/2024	01/22/2025	660	3,200,823	4850.43		136,101		39,696		275,129			(96,405)				0001	
S&P 500 Dividend Aristocrats Daily Risk Control 5% Total Return	Fixed Annuity Hedge	N/A	Equity/Index	AEL 85LNZLR1WR9SYRVFCH09	01/22/2024	01/22/2025	57	188,408	3288.44		8,346		2,434		16,453			(5,912)				0001	
S&P 500 Dividend Aristocrats Daily Risk Control 5% Excess Return	Fixed Annuity Hedge	N/A	Equity/Index	AEL 85LNZLR1WR9SYRVFCH09	01/22/2024	01/22/2025	134	238,861	1786.13		5,143		1,500		11,570			(3,643)				0001	
S&P 500 Dividend Aristocrats Daily Risk Control 5% Excess Return	Fixed Annuity Hedge	N/A	Equity/Index	AEL 85LNZLR1WR9SYRVFCH09	01/22/2024	01/22/2026	466	832,177	1786.13		25,566		16,511		46,763			(9,055)				0001	
Franklin Global Trends Index	Fixed Annuity Hedge	N/A	Equity/Index	AEL 85LNZLR1WR9SYRVFCH09	01/23/2024	01/23/2025	49	11,671	238.45		274		80		775			(194)				0001	
Invesco Dynamic Growth Index	Fixed Annuity Hedge	N/A	Equity/Index	AEL 85LNZLR1WR9SYRVFCH09	01/23/2024	01/23/2025	299	759,445	2538.39		16,708		4,873		11,548			(11,835)				0001	
Invesco Dynamic Growth Index	Fixed Annuity Hedge	N/A	Equity/Index	AEL 85LNZLR1WR9SYRVFCH09	01/23/2024	01/23/2026	369	937,548	2538.39		28,876		18,649		24,948			(10,227)				0001	
S&P 500 Index Option PTP	Fixed Annuity Hedge	N/A	Equity/Index	AEL 85LNZLR1WR9SYRVFCH09	01/23/2024	01/23/2025	376	1,827,046	4864.6		107,874		31,463		223,219			(76,411)				0001	
S&P 500 Dividend Aristocrats Daily Risk Control 5% Excess Return	Fixed Annuity Hedge	N/A	Equity/Index	AEL 85LNZLR1WR9SYRVFCH09	01/23/2024	01/23/2025	212	378,297	1787.81		8,144		2,375		17,983			(5,769)				0001	
Franklin Global Trends Index	Fixed Annuity Hedge	N/A	Equity/Index	AEL 85LNZLR1WR9SYRVFCH09	01/24/2024	01/24/2025	603	143,808	238.31		3,379		986		9,638			(2,394)				0001	
Franklin Global Trends Index	Fixed Annuity Hedge	N/A	Equity/Index	AEL 85LNZLR1WR9SYRVFCH09	01/24/2024	01/23/2026	8	1,985	238.31		66		42		142			(23)				0001	
Invesco Dynamic Growth Index	Fixed Annuity Hedge	N/A	Equity/Index	AEL 85LNZLR1WR9SYRVFCH09	01/24/2024	01/24/2025	115	290,467	2534.78		6,390		1,864		4,668			(4,526)				0001	
Invesco Dynamic Growth Index	Fixed Annuity Hedge	N/A	Equity/Index	AEL 85LNZLR1WR9SYRVFCH09	01/24/2024	01/23/2026		216	2534.78		7		4		6			(2)				0001	
Blackrock Adaptive US Equity Index 7%	Fixed Annuity Hedge	N/A	Equity/Index	AEL 85LNZLR1WR9SYRVFCH09	01/24/2024	01/24/2025	146	157,713	1077.23		4,526		1,320		10,498			(3,206)				0001	
S&P 500 Index Option PTP	Fixed Annuity Hedge	N/A	Equity/Index	AEL 85LNZLR1WR9SYRVFCH09	01/24/2024	01/24/2025	831	4,045,359	4868.55		199,136		58,081		390,376			(141,055)				0001	
S&P 500 Index Option PTP	Fixed Annuity Hedge	N/A	Equity/Index	AEL 85LNZLR1WR9SYRVFCH09	01/24/2024	01/23/2026	58	283,800	4868.55		21,995		14,205		36,012			(7,790)				0001	
S&P 500 Dividend Aristocrats Daily Risk Control 5% Total Return	Fixed Annuity Hedge	N/A	Equity/Index	AEL 85LNZLR1WR9SYRVFCH09	01/24/2024	01/24/2025	93	304,421	3276.67		12,545		3,659		26,557			(8,886)				0001	
S&P 500 Dividend Aristocrats Daily Risk Control 5% Excess Return	Fixed Annuity Hedge	N/A	Equity/Index	AEL 85LNZLR1WR9SYRVFCH09	01/24/2024	01/24/2025	546	972,163	1779.2		20,902		6,096		50,857			(14,805)				0001	

E06:58

STATEMENT AS OF SEPTEMBER 30, 2024 OF THE EAGLE LIFE INSURANCE COMPANY

SCHEDULE DB - PART A - SECTION 1

Showing all Options, Caps, Floors, Collars, Swaps and Forwards Open as of Current Statement Date

1	2	3	4	5	6	7	8	9	10	11	12	13	14	15	16	17	18	19	20	21	22	23	
Description	Description of Item(s) Hedged, Used for Income Generation or Replicated	Schedule/ Exhibit Identifier	Type(s) of Risk(s) (a)	Exchange, Counterparty or Central Clearinghouse	Trade Date	Date of Maturity or Expiration	Number of Contracts	Notional Amount	Strike Price, Rate or Index Received (Paid)	Cumulative Prior Year(s) Initial Cost of Un-discounted Premium (Received) Paid	Current Year Initial Cost of Un-discounted Premium (Received) Paid	Current Year Income	Book/ Adjusted Carrying Value	Code	Fair Value	Unrealized Valuation Increase/ (Decrease)	Total Foreign Exchange Change in B./A.C.V.	Current Year's (Amortization)/ Accretion	Adjustment to Carrying Value of Hedged Item	Potential Exposure	Credit Quality of Reference Entity	Hedge Effectiveness at Inception and at Quarter-end (b)	
S&P 500 Dividend Aristocrats Daily Risk Control 5% Excess Return	Fixed Annuity Hedge	N/A	Equity/Index	AEL 85LNZLR1WR9SYRVFCH09	01/24/2024	01/23/2026	282	502,122	1779.2		15,265		9,858		29,832			(5,406)				0001	
Franklin Global Trends Index	Fixed Annuity Hedge	N/A	Equity/Index	AEL 85LNZLR1WR9SYRVFCH09	01/25/2024	01/24/2025	471	112,623	239.21		2,647		772		7,110			(1,875)				0001	
Franklin Global Trends Index	Fixed Annuity Hedge	N/A	Equity/Index	AEL 85LNZLR1WR9SYRVFCH09	01/25/2024	01/23/2026	412	98,490	239.21		3,250		2,099		6,725			(1,151)				0001	
Invesco Dynamic Growth Index	Fixed Annuity Hedge	N/A	Equity/Index	AEL 85LNZLR1WR9SYRVFCH09	01/25/2024	01/24/2025	138	351,724	2544.54		7,738		2,257		4,897			(5,481)				0001	
Invesco Dynamic Growth Index	Fixed Annuity Hedge	N/A	Equity/Index	AEL 85LNZLR1WR9SYRVFCH09	01/25/2024	01/23/2026	158	401,283	2544.54		12,360		7,982		10,191			(4,377)				0001	
Blackrock Adaptive US Equity Index 7%	Fixed Annuity Hedge	N/A	Equity/Index	AEL 85LNZLR1WR9SYRVFCH09	01/25/2024	01/24/2025	36	38,750	1081.08		1,112		324		2,445			(788)				0001	
S&P 500 Index Option PTP	Fixed Annuity Hedge	N/A	Equity/Index	AEL 85LNZLR1WR9SYRVFCH09	01/25/2024	01/24/2025	1,382	6,762,414	4894.16		327,496		95,520		589,801			(231,976)				0001	
S&P 500 Dividend Aristocrats Daily Risk Control 5% Total Return	Fixed Annuity Hedge	N/A	Equity/Index	AEL 85LNZLR1WR9SYRVFCH09	01/25/2024	01/24/2025	44	146,468	3298.33		6,386		1,863		12,350			(4,523)				0001	
S&P 500 Dividend Aristocrats Daily Risk Control 5% Excess Return	Fixed Annuity Hedge	N/A	Equity/Index	AEL 85LNZLR1WR9SYRVFCH09	01/25/2024	01/24/2025	262	469,195	1790.69		10,135		2,956		21,579			(7,179)				0001	
S&P 500 Dividend Aristocrats Daily Risk Control 5% Excess Return	Fixed Annuity Hedge	N/A	Equity/Index	AEL 85LNZLR1WR9SYRVFCH09	01/25/2024	01/23/2026	37	65,370	1790.69		2,000		1,292		3,540			(708)				0001	
Invesco Dynamic Growth Index	Fixed Annuity Hedge	N/A	Equity/Index	AEL 85LNZLR1WR9SYRVFCH09	01/26/2024	01/24/2025	47	119,920	2543.53		2,638		769		1,695			(1,869)				0001	
S&P 500 Index Option PTP	Fixed Annuity Hedge	N/A	Equity/Index	AEL 85LNZLR1WR9SYRVFCH09	01/26/2024	01/24/2025	877	4,289,199	4890.97		144,828		42,241		249,801			(102,586)				0001	
S&P 500 Index Option PTP	Fixed Annuity Hedge	N/A	Equity/Index	AEL 85LNZLR1WR9SYRVFCH09	01/26/2024	01/27/2025	787	3,849,652	4890.97		138,300		40,337		233,476			(97,962)				0001	
S&P 500 Index Option PTP	Fixed Annuity Hedge	N/A	Equity/Index	AEL 85LNZLR1WR9SYRVFCH09	01/26/2024	01/28/2025	753	3,683,716	4890.97		138,261		40,326		257,344			(97,935)				0001	
S&P 500 Dividend Aristocrats Daily Risk Control 5% Total Return	Fixed Annuity Hedge	N/A	Equity/Index	AEL 85LNZLR1WR9SYRVFCH09	01/26/2024	01/24/2025	3	8,531	3300.21		362		105		693			(256)				0001	
S&P 500 Dividend Aristocrats Daily Risk Control 5% Total Return	Fixed Annuity Hedge	N/A	Equity/Index	AEL 85LNZLR1WR9SYRVFCH09	01/26/2024	01/28/2025	55	179,982	3300.21		7,685		2,242		14,712			(5,444)				0001	
S&P 500 Dividend Aristocrats Daily Risk Control 5% Excess Return	Fixed Annuity Hedge	N/A	Equity/Index	AEL 85LNZLR1WR9SYRVFCH09	01/26/2024	01/24/2025	720	1,290,034	1791.44		27,865		8,127		58,810			(19,738)				0001	
S&P 500 Dividend Aristocrats Daily Risk Control 5% Excess Return	Fixed Annuity Hedge	N/A	Equity/Index	AEL 85LNZLR1WR9SYRVFCH09	01/26/2024	01/26/2026	314	563,133	1791.44		17,345		11,202		30,346			(6,143)				0001	
S&P 500 Dividend Aristocrats Daily Risk Control 5% Excess Return	Fixed Annuity Hedge	N/A	Equity/Index	AEL 85LNZLR1WR9SYRVFCH09	01/26/2024	01/27/2025	957	1,714,344	1791.44		37,030		10,800		78,260			(26,229)				0001	

E06.59

STATEMENT AS OF SEPTEMBER 30, 2024 OF THE EAGLE LIFE INSURANCE COMPANY

SCHEDULE DB - PART A - SECTION 1

Showing all Options, Caps, Floors, Collars, Swaps and Forwards Open as of Current Statement Date

1	2	3	4	5	6	7	8	9	10	11	12	13	14	15	16	17	18	19	20	21	22	23	
Description	Description of Item(s) Hedged, Used for Income Generation or Replicated	Schedule/ Exhibit Identifier	Type(s) of Risk(s) (a)	Exchange, Counterparty or Central Clearinghouse	Trade Date	Date of Maturity or Expiration	Number of Contracts	Notional Amount	Strike Price, Rate or Index Received (Paid)	Cumulative Prior Year(s) Initial Cost of Un-discounted Premium (Received) Paid	Current Year Initial Cost of Un-discounted Premium (Received) Paid	Current Year Income	Book/ Adjusted Carrying Value	Code	Fair Value	Unrealized Valuation Increase/ (Decrease)	Total Foreign Exchange Change in B./A.C.V.	Current Year's (Amortization)/ Accretion	Adjustment to Carrying Value of Hedged Item	Potential Exposure	Credit Quality of Reference Entity	Hedge Effectiveness at Inception and at Quarter-end (b)	
S&P 500 Dividend Aristocrats Daily Risk Control 5% Excess Return	Fixed Annuity Hedge	N/A	Equity/Index	AEL 85LNZLR1WR9SYRVFCH09	01/26/2024	01/27/2026	31	55,775	1791.44		1,718		1,109		3,007			(608)				0001	
S&P 500 Dividend Aristocrats Daily Risk Control 5% Excess Return	Fixed Annuity Hedge	N/A	Equity/Index	AEL 85LNZLR1WR9SYRVFCH09	01/26/2024	01/28/2025	444	795,618	1791.44		17,185		5,012		36,337			(12,173)				0001	
S&P 500 Dividend Aristocrats Daily Risk Control 5% Excess Return	Fixed Annuity Hedge	N/A	Equity/Index	AEL 85LNZLR1WR9SYRVFCH09	01/26/2024	01/28/2026	20	36,254	1791.44		1,117		721		1,955			(395)				0001	
Invesco Dynamic Growth Index	Fixed Annuity Hedge	N/A	Equity/Index	AEL 85LNZLR1WR9SYRVFCH09	01/29/2024	01/29/2025	84	213,989	2551.15		4,708		1,373		2,745			(3,335)				0001	
S&P 500 Index Option PTP	Fixed Annuity Hedge	N/A	Equity/Index	AEL 85LNZLR1WR9SYRVFCH09	01/29/2024	01/29/2025	745	3,672,760	4927.93		150,418		43,872		287,246			(106,546)				0001	
S&P 500 Dividend Aristocrats Daily Risk Control 5% Excess Return	Fixed Annuity Hedge	N/A	Equity/Index	AEL 85LNZLR1WR9SYRVFCH09	01/29/2024	01/29/2025	279	500,698	1794.89		10,765		3,140		21,958			(7,625)				0001	
S&P 500 Dividend Aristocrats Daily Risk Control 5% Excess Return	Fixed Annuity Hedge	N/A	Equity/Index	AEL 85LNZLR1WR9SYRVFCH09	01/29/2024	01/29/2026	129	231,424	1794.89		7,151		4,618		12,134			(2,533)				0001	
Franklin Global Trends Index	Fixed Annuity Hedge	N/A	Equity/Index	AEL 85LNZLR1WR9SYRVFCH09	01/30/2024	01/30/2025	69	16,503	239.65		388		113		1,012			(275)				0001	
Invesco Dynamic Growth Index	Fixed Annuity Hedge	N/A	Equity/Index	AEL 85LNZLR1WR9SYRVFCH09	01/30/2024	01/30/2025	57	145,355	2551.91		3,198		933		1,850			(2,265)				0001	
Invesco Dynamic Growth Index	Fixed Annuity Hedge	N/A	Equity/Index	AEL 85LNZLR1WR9SYRVFCH09	01/30/2024	01/30/2026	238	607,014	2551.91		18,696		12,075		14,667			(6,622)				0001	
Blackrock Adaptive US Equity Index 7%	Fixed Annuity Hedge	N/A	Equity/Index	AEL 85LNZLR1WR9SYRVFCH09	01/30/2024	01/30/2026	487	528,069	1084.95		20,558		13,277		35,934			(7,281)				0001	
S&P 500 Index Option PTP	Fixed Annuity Hedge	N/A	Equity/Index	AEL 85LNZLR1WR9SYRVFCH09	01/30/2024	01/30/2025	422	2,076,836	4924.97		119,126		34,745		243,360			(84,381)				0001	
S&P 500 Dividend Aristocrats Daily Risk Control 5% Total Return	Fixed Annuity Hedge	N/A	Equity/Index	AEL 85LNZLR1WR9SYRVFCH09	01/30/2024	01/30/2025	12	38,629	3315.47		1,777		518		3,164			(1,259)				0001	
S&P 500 Dividend Aristocrats Daily Risk Control 5% Excess Return	Fixed Annuity Hedge	N/A	Equity/Index	AEL 85LNZLR1WR9SYRVFCH09	01/30/2024	01/30/2025	110	198,686	1798.63		4,292		1,252		8,329			(3,040)				0001	
S&P 500 Dividend Aristocrats Daily Risk Control 5% Excess Return	Fixed Annuity Hedge	N/A	Equity/Index	AEL 85LNZLR1WR9SYRVFCH09	01/30/2024	01/30/2026	30	53,848	1798.63		1,653		1,068		2,737			(585)				0001	
Franklin Global Trends Index	Fixed Annuity Hedge	N/A	Equity/Index	AEL 85LNZLR1WR9SYRVFCH09	01/31/2024	01/30/2026	1,483	353,970	238.75		11,716		7,567		24,802			(4,150)				0001	
Invesco Dynamic Growth Index	Fixed Annuity Hedge	N/A	Equity/Index	AEL 85LNZLR1WR9SYRVFCH09	01/31/2024	01/31/2025	51	130,050	2548.57		2,874		838		1,747			(2,036)				0001	
Invesco Dynamic Growth Index	Fixed Annuity Hedge	N/A	Equity/Index	AEL 85LNZLR1WR9SYRVFCH09	01/31/2024	01/30/2026	31	77,910	2548.57		2,400		1,550		1,931			(850)				0001	
Blackrock Adaptive US Equity Index 7%	Fixed Annuity Hedge	N/A	Equity/Index	AEL 85LNZLR1WR9SYRVFCH09	01/31/2024	01/30/2026	425	455,697	1072.38		17,781		11,484		35,142			(6,298)				0001	
S&P 500 Index Option PTP	Fixed Annuity Hedge	N/A	Equity/Index	AEL 85LNZLR1WR9SYRVFCH09	01/31/2024	01/31/2025	1,229	5,955,666	4845.65		295,445		86,172		561,144			(209,274)				0001	
S&P 500 Index Option PTP	Fixed Annuity Hedge	N/A	Equity/Index	AEL 85LNZLR1WR9SYRVFCH09	01/31/2024	01/30/2026	55	264,711	4845.65		16,608		10,726		25,044			(5,882)				0001	

E06.60

STATEMENT AS OF SEPTEMBER 30, 2024 OF THE EAGLE LIFE INSURANCE COMPANY

SCHEDULE DB - PART A - SECTION 1

Showing all Options, Caps, Floors, Collars, Swaps and Forwards Open as of Current Statement Date

1	2	3	4	5	6	7	8	9	10	11	12	13	14	15	16	17	18	19	20	21	22	23	
Description	Description of Item(s) Hedged, Used for Income Generation or Replicated	Schedule/ Exhibit Identifier	Type(s) of Risk(s) (a)	Exchange, Counterparty or Central Clearinghouse	Trade Date	Date of Maturity or Expiration	Number of Contracts	Notional Amount	Strike Price, Rate or Index Received (Paid)	Cumulative Prior Year(s) Initial Cost of Un-discounted Premium (Received) Paid	Current Year Initial Cost of Un-discounted Premium (Received) Paid	Current Year Income	Book/ Adjusted Carrying Value	Code	Fair Value	Unrealized Valuation Increase/ (Decrease)	Total Foreign Exchange Change in B./A.C.V.	Current Year's (Amortization)/ Accretion	Adjustment to Carrying Value of Hedged Item	Potential Exposure	Credit Quality of Reference Entity	Hedge Effectiveness at Inception and at Quarter-end (b)	
S&P 500 Index Option CLQ	Fixed Annuity Hedge	N/A	Equity/Index	AEL 85LNZLR1WR9SYRVFCH09	01/31/2024	01/31/2025	1	5,826	4845.65		206		60		522			(146)				0001	
S&P 500 Dividend Aristocrats Daily Risk Control 5% Total Return	Fixed Annuity Hedge	N/A	Equity/Index	AEL 85LNZLR1WR9SYRVFCH09	01/31/2024	01/31/2025	138	456,165	3299.78		19,118		5,576		38,030			(13,542)				0001	
S&P 500 Dividend Aristocrats Daily Risk Control 5% Excess Return	Fixed Annuity Hedge	N/A	Equity/Index	AEL 85LNZLR1WR9SYRVFCH09	01/31/2024	01/31/2025	687	1,228,746	1789.85		26,849		7,831		57,243			(19,018)				0001	
S&P 500 Dividend Aristocrats Daily Risk Control 5% Excess Return	Fixed Annuity Hedge	N/A	Equity/Index	AEL 85LNZLR1WR9SYRVFCH09	01/31/2024	01/30/2026	92	165,447	1789.85		5,142		3,321		9,046			(1,821)				0001	
UST 4.50% 11/15/33 Total Return Options Put	Fixed Annuity Hedge	N/A	Equity/Index	AEL 85LNZLR1WR9SYRVFCH09	01/03/2024	01/03/2025	74	7,294	98		160		47		27			(113)				0001	
S&P 500 Index Option PTP	Fixed Annuity Hedge	N/A	Equity/Index	AEL 85LNZLR1WR9SYRVFCH09	02/02/2024	01/31/2025	631	3,127,507	4958.61		120,732		45,275		202,914			(75,458)				0001	
S&P 500 Index Option PTP	Fixed Annuity Hedge	N/A	Equity/Index	AEL 85LNZLR1WR9SYRVFCH09	02/02/2024	02/03/2025	581	2,879,609	4958.61		129,231		48,462		220,689			(80,770)				0001	
S&P 500 Index Option PTP	Fixed Annuity Hedge	N/A	Equity/Index	AEL 85LNZLR1WR9SYRVFCH09	02/02/2024	02/04/2025	593	2,941,820	4958.61		102,580		38,467		175,501			(64,112)				0001	
Invesco Dynamic Growth Index	Fixed Annuity Hedge	N/A	Equity/Index	AEL 85LNZLR1WR9SYRVFCH09	02/05/2024	02/05/2025	134	339,504	2529.05		7,469		2,801		6,102			(4,668)				0001	
Invesco Dynamic Growth Index	Fixed Annuity Hedge	N/A	Equity/Index	AEL 85LNZLR1WR9SYRVFCH09	02/05/2024	02/05/2026	425	1,076,081	2529.05		33,036		22,712		31,027			(10,324)				0001	
Blackrock Adaptive US Equity Index 7%	Fixed Annuity Hedge	N/A	Equity/Index	AEL 85LNZLR1WR9SYRVFCH09	02/05/2024	02/05/2025	174	189,382	1086.72		5,416		2,031		11,058			(3,385)				0001	
Blackrock Adaptive US Equity Index 7%	Fixed Annuity Hedge	N/A	Equity/Index	AEL 85LNZLR1WR9SYRVFCH09	02/05/2024	02/05/2026	81	88,500	1086.72		3,425		2,355		5,925			(1,070)				0001	
S&P 500 Index Option PTP	Fixed Annuity Hedge	N/A	Equity/Index	AEL 85LNZLR1WR9SYRVFCH09	02/05/2024	02/05/2025	878	4,340,930	4942.81		175,918		65,969		325,691			(109,949)				0001	
S&P 500 Dividend Aristocrats Daily Risk Control 5% Excess Return	Fixed Annuity Hedge	N/A	Equity/Index	AEL 85LNZLR1WR9SYRVFCH09	02/05/2024	02/05/2025	133	237,083	1784.44		5,050		1,894		11,763			(3,156)				0001	
S&P 500 Dividend Aristocrats Daily Risk Control 5% Excess Return	Fixed Annuity Hedge	N/A	Equity/Index	AEL 85LNZLR1WR9SYRVFCH09	02/05/2024	02/05/2026	503	897,953	1784.44		26,849		18,459		51,402			(8,390)				0001	
S&P 500 Index Option PTP	Fixed Annuity Hedge	N/A	Equity/Index	AEL 85LNZLR1WR9SYRVFCH09	02/06/2024	02/06/2025	561	2,779,286	4954.23		157,657		59,121		294,950			(98,536)				0001	
S&P 500 Dividend Aristocrats Daily Risk Control 5% Total Return	Fixed Annuity Hedge	N/A	Equity/Index	AEL 85LNZLR1WR9SYRVFCH09	02/06/2024	02/06/2025	4	13,923	3303.6		637		239		1,205			(398)				0001	
S&P 500 Dividend Aristocrats Daily Risk Control 5% Excess Return	Fixed Annuity Hedge	N/A	Equity/Index	AEL 85LNZLR1WR9SYRVFCH09	02/06/2024	02/06/2025	482	862,302	1790.29		18,712		7,017		40,075			(11,695)				0001	
Franklin Global Trends Index	Fixed Annuity Hedge	N/A	Equity/Index	AEL 85LNZLR1WR9SYRVFCH09	02/06/2024	02/06/2025	288	69,055	239.49		1,623		609		4,284			(1,014)				0001	
Invesco Dynamic Growth Index	Fixed Annuity Hedge	N/A	Equity/Index	AEL 85LNZLR1WR9SYRVFCH09	02/06/2024	02/06/2025	19	47,027	2536.01		1,035		388		771			(647)				0001	
Blackrock Adaptive US Equity Index 7%	Fixed Annuity Hedge	N/A	Equity/Index	AEL 85LNZLR1WR9SYRVFCH09	02/06/2024	02/06/2025	34	37,502	1088.09		1,076		404		2,147			(673)				0001	

E06.61

STATEMENT AS OF SEPTEMBER 30, 2024 OF THE EAGLE LIFE INSURANCE COMPANY

SCHEDULE DB - PART A - SECTION 1

Showing all Options, Caps, Floors, Collars, Swaps and Forwards Open as of Current Statement Date

1	2	3	4	5	6	7	8	9	10	11	12	13	14	15	16	17	18	19	20	21	22	23	
Description	Description of Item(s) Hedged, Used for Income Generation or Replicated	Schedule/ Exhibit Identifier	Type(s) of Risk(s) (a)	Exchange, Counterparty or Central Clearinghouse	Trade Date	Date of Maturity or Expiration	Number of Contracts	Notional Amount	Strike Price, Rate or Index Received (Paid)	Cumulative Prior Year(s) Initial Cost of Un-discounted Premium (Received) Paid	Current Year Initial Cost of Un-discounted Premium (Received) Paid	Current Year Income	Book/ Adjusted Carrying Value	Code	Fair Value	Unrealized Valuation Increase/ (Decrease)	Total Foreign Exchange Change in B./A.C.V.	Current Year's (Amortization)/ Accretion	Adjustment to Carrying Value of Hedged Item	Potential Exposure	Credit Quality of Reference Entity	Hedge Effectiveness at Inception and at Quarter-end (b)	
Franklin Global Trends Index	Fixed Annuity Hedge	N/A	Equity/Index	AEL 85LNZLR1WR9SYRVFCH09	02/07/2024	02/07/2025	245	58,633	239.67		1,378		517		3,594			(861)				0001	
Franklin Global Trends Index	Fixed Annuity Hedge	N/A	Equity/Index	AEL 85LNZLR1WR9SYRVFCH09	02/07/2024	02/06/2026	14	3,283	239.67		108		74		219			(34)				0001	
Invesco Dynamic Growth Index	Fixed Annuity Hedge	N/A	Equity/Index	AEL 85LNZLR1WR9SYRVFCH09	02/07/2024	02/07/2025	331	838,478	2536.28		18,447		6,917		13,736			(11,529)				0001	
Invesco Dynamic Growth Index	Fixed Annuity Hedge	N/A	Equity/Index	AEL 85LNZLR1WR9SYRVFCH09	02/07/2024	02/06/2026	79	200,033	2536.28		6,141		4,222		5,474			(1,919)				0001	
Blackrock Adaptive US Equity Index 7%	Fixed Annuity Hedge	N/A	Equity/Index	AEL 85LNZLR1WR9SYRVFCH09	02/07/2024	02/07/2025	160	175,150	1092.6		5,027		1,885		9,372			(3,142)				0001	
Blackrock Adaptive US Equity Index 7%	Fixed Annuity Hedge	N/A	Equity/Index	AEL 85LNZLR1WR9SYRVFCH09	02/07/2024	02/06/2026	143	156,000	1092.6		6,053		4,161		9,831			(1,892)				0001	
S&P 500 Index Option	Fixed Annuity Hedge	N/A	Equity/Index	AEL 85LNZLR1WR9SYRVFCH09	02/07/2024	02/07/2025	797	3,981,949	4995.06		180,712		67,767		318,952			(112,945)				0001	
S&P 500 Index Option	Fixed Annuity Hedge	N/A	Equity/Index	AEL 85LNZLR1WR9SYRVFCH09	02/07/2024	02/06/2026	57	283,574	4995.06		26,038		17,901		41,788			(8,137)				0001	
S&P 500 Dividend Aristocrats Daily Risk Control 5% Total Return	Fixed Annuity Hedge	N/A	Equity/Index	AEL 85LNZLR1WR9SYRVFCH09	02/07/2024	02/07/2025	67	221,805	3310.15		9,760		3,660		17,975			(6,100)				0001	
S&P 500 Dividend Aristocrats Daily Risk Control 5% Excess Return	Fixed Annuity Hedge	N/A	Equity/Index	AEL 85LNZLR1WR9SYRVFCH09	02/07/2024	02/07/2025	249	447,288	1793.57		9,617		3,606		20,019			(6,010)				0001	
S&P 500 Dividend Aristocrats Daily Risk Control 5% Excess Return	Fixed Annuity Hedge	N/A	Equity/Index	AEL 85LNZLR1WR9SYRVFCH09	02/07/2024	02/06/2026	213	381,196	1793.57		11,703		8,046		20,271			(3,657)				0001	
Invesco Dynamic Growth Index	Fixed Annuity Hedge	N/A	Equity/Index	AEL 85LNZLR1WR9SYRVFCH09	02/08/2024	02/07/2025	206	523,714	2536.64		11,522		4,321		8,537			(7,201)				0001	
Invesco Dynamic Growth Index	Fixed Annuity Hedge	N/A	Equity/Index	AEL 85LNZLR1WR9SYRVFCH09	02/08/2024	02/06/2026	7	17,480	2536.64		537		369		477			(168)				0001	
Blackrock Adaptive US Equity Index 7%	Fixed Annuity Hedge	N/A	Equity/Index	AEL 85LNZLR1WR9SYRVFCH09	02/08/2024	02/07/2025	143	156,530	1092.89		4,492		1,685		8,339			(2,808)				0001	
S&P 500 Index Option	Fixed Annuity Hedge	N/A	Equity/Index	AEL 85LNZLR1WR9SYRVFCH09	02/08/2024	02/07/2025	1,751	8,752,028	4997.91		351,764		131,911		575,265			(219,852)				0001	
S&P 500 Dividend Aristocrats Daily Risk Control 5% Total Return	Fixed Annuity Hedge	N/A	Equity/Index	AEL 85LNZLR1WR9SYRVFCH09	02/08/2024	02/07/2025	4	14,540	3307.1		627		235		1,173			(392)				0001	
S&P 500 Dividend Aristocrats Daily Risk Control 5% Excess Return	Fixed Annuity Hedge	N/A	Equity/Index	AEL 85LNZLR1WR9SYRVFCH09	02/08/2024	02/07/2025	426	762,688	1791.65		16,322		6,121		34,909			(10,201)				0001	
S&P 500 Dividend Aristocrats Daily Risk Control 5% Excess Return	Fixed Annuity Hedge	N/A	Equity/Index	AEL 85LNZLR1WR9SYRVFCH09	02/08/2024	02/06/2026	57	101,570	1791.65		3,108		2,137		5,487			(971)				0001	
Franklin Global Trends Index	Fixed Annuity Hedge	N/A	Equity/Index	AEL 85LNZLR1WR9SYRVFCH09	02/09/2024	02/07/2025	503	120,546	239.87		2,821		1,058		7,287			(1,763)				0001	
Invesco Dynamic Growth Index	Fixed Annuity Hedge	N/A	Equity/Index	AEL 85LNZLR1WR9SYRVFCH09	02/09/2024	02/07/2025	61	154,983	2536.69		3,410		1,279		2,525			(2,131)				0001	
S&P 500 Index Option	Fixed Annuity Hedge	N/A	Equity/Index	AEL 85LNZLR1WR9SYRVFCH09	02/09/2024	02/07/2025	1,113	5,595,533	5026.61		228,233		85,587		368,632			(142,645)				0001	
S&P 500 Index Option	Fixed Annuity Hedge	N/A	Equity/Index	AEL 85LNZLR1WR9SYRVFCH09	02/09/2024	02/10/2025	666	3,345,872	5026.61		124,432		46,662		200,627			(77,770)				0001	
S&P 500 Index Option	Fixed Annuity Hedge	N/A	Equity/Index	AEL 85LNZLR1WR9SYRVFCH09	02/09/2024	02/11/2025	734	3,689,171	5026.61		128,942		48,353		216,461			(80,589)				0001	

E06.62

STATEMENT AS OF SEPTEMBER 30, 2024 OF THE EAGLE LIFE INSURANCE COMPANY

SCHEDULE DB - PART A - SECTION 1

Showing all Options, Caps, Floors, Collars, Swaps and Forwards Open as of Current Statement Date

1	2	3	4	5	6	7	8	9	10	11	12	13	14	15	16	17	18	19	20	21	22	23	
Description	Description of Item(s) Hedged, Used for Income Generation or Replicated	Schedule/ Exhibit Identifier	Type(s) of Risk(s) (a)	Exchange, Counterparty or Central Clearinghouse	Trade Date	Date of Maturity or Expiration	Number of Contracts	Notional Amount	Strike Price, Rate or Index Received (Paid)	Cumulative Prior Year(s) Initial Cost of Un-discounted Premium (Received) Paid	Current Year Initial Cost of Un-discounted Premium (Received) Paid	Current Year Income	Book/ Adjusted Carrying Value	Code	Fair Value	Unrealized Valuation Increase/ (Decrease)	Total Foreign Exchange Change in B./A.C.V.	Current Year's (Amortization)/ Accretion	Adjustment to Carrying Value of Hedged Item	Potential Exposure	Credit Quality of Reference Entity	Hedge Effectiveness at Inception and at Quarter-end (b)	
Invesco Dynamic Growth Index	Fixed Annuity Hedge	N/A	Equity/Index	AEL 85LNZLR1WR9SYRVFCH09	02/27/2024	02/27/2025	285	749,359	2538.24		16,486		6,182		12,605			(10,304)				0001	
Invesco Dynamic Growth Index	Fixed Annuity Hedge	N/A	Equity/Index	AEL 85LNZLR1WR9SYRVFCH09	02/27/2024	02/27/2026	79	199,373	2538.24		6,101		4,194		5,474			(1,907)				0001	
Blackrock Adaptive US Equity Index 7%	Fixed Annuity Hedge	N/A	Equity/Index	AEL 85LNZLR1WR9SYRVFCH09	02/27/2024	02/27/2025	28	31,202	1102.38		892		335		1,451			(558)				0001	
S&P 500 Index Option	Fixed Annuity Hedge	N/A	Equity/Index	AEL 85LNZLR1WR9SYRVFCH09	02/27/2024	02/27/2025	558	2,833,361	5078.18		152,140		57,052		259,044			(95,087)				0001	
PTPT	Fixed Annuity Hedge	N/A	Equity/Index	AEL 85LNZLR1WR9SYRVFCH09	02/27/2024	02/27/2025	477	858,901	1802.37		18,533		6,950		34,998			(11,583)				0001	
S&P 500 Dividend Aristocrats Daily Risk Control 5% Excess Return	Fixed Annuity Hedge	N/A	Equity/Index	AEL 85LNZLR1WR9SYRVFCH09	02/27/2024	02/27/2026	576	1,038,378	1802.37		31,790		21,856		51,768			(9,934)				0001	
S&P 500 Dividend Aristocrats Daily Risk Control 5% Excess Return	Fixed Annuity Hedge	N/A	Equity/Index	AEL 85LNZLR1WR9SYRVFCH09	02/28/2024	02/28/2025	293	70,467	240.11		1,649		618		4,206			(1,031)				0001	
Franklin Global Trends Index	Fixed Annuity Hedge	N/A	Equity/Index	AEL 85LNZLR1WR9SYRVFCH09	02/28/2024	02/28/2025	355	902,129	2539.57		19,847		7,443		14,951			(12,404)				0001	
Invesco Dynamic Growth Index	Fixed Annuity Hedge	N/A	Equity/Index	AEL 85LNZLR1WR9SYRVFCH09	02/28/2024	02/27/2026	60	153,068	2539.57		4,669		3,210		4,162			(1,459)				0001	
S&P 500 Index Option	Fixed Annuity Hedge	N/A	Equity/Index	AEL 85LNZLR1WR9SYRVFCH09	02/28/2024	02/28/2025	1,328	6,730,687	5069.76		312,365		117,137		513,564			(195,228)				0001	
PTPT	Fixed Annuity Hedge	N/A	Equity/Index	AEL 85LNZLR1WR9SYRVFCH09	02/01/2024	01/31/2025	1,153	277,013	240.23		6,510		2,441		16,306			(4,069)				0001	
Franklin Global Trends Index	Fixed Annuity Hedge	N/A	Equity/Index	AEL 85LNZLR1WR9SYRVFCH09	02/01/2024	01/31/2025	165	421,610	2558.12		9,275		3,478		4,892			(5,797)				0001	
Invesco Dynamic Growth Index	Fixed Annuity Hedge	N/A	Equity/Index	AEL 85LNZLR1WR9SYRVFCH09	02/01/2024	01/30/2026	9	24,107	2558.12		743		510		555			(232)				0001	
S&P 500 Index Option	Fixed Annuity Hedge	N/A	Equity/Index	AEL 85LNZLR1WR9SYRVFCH09	02/01/2024	01/31/2025	837	4,104,086	4906.19		179,206		67,202		356,827			(112,004)				0001	
PTPT	Fixed Annuity Hedge	N/A	Equity/Index	AEL 85LNZLR1WR9SYRVFCH09	02/01/2024	01/31/2025	31	103,143	3315.16		4,209		1,578		7,971			(2,630)				0001	
S&P 500 Dividend Aristocrats Daily Risk Control 5% Total Return	Fixed Annuity Hedge	N/A	Equity/Index	AEL 85LNZLR1WR9SYRVFCH09	02/01/2024	01/31/2025	258	462,998	1797.92		9,966		3,737		19,590			(6,228)				0001	
S&P 500 Dividend Aristocrats Daily Risk Control 5% Excess Return	Fixed Annuity Hedge	N/A	Equity/Index	AEL 85LNZLR1WR9SYRVFCH09	02/01/2024	01/30/2026	50	90,387	1797.92		2,781		1,912		4,622			(869)				0001	
Franklin Global Trends Index	Fixed Annuity Hedge	N/A	Equity/Index	AEL 85LNZLR1WR9SYRVFCH09	02/02/2024	02/02/2026	734	175,976	239.64		5,807		3,992		11,769			(1,815)				0001	
Invesco Dynamic Growth Index	Fixed Annuity Hedge	N/A	Equity/Index	AEL 85LNZLR1WR9SYRVFCH09	02/02/2024	01/31/2025	140	355,153	2544.96		7,813		2,930		5,034			(4,883)				0001	
Invesco Dynamic Growth Index	Fixed Annuity Hedge	N/A	Equity/Index	AEL 85LNZLR1WR9SYRVFCH09	02/02/2024	02/02/2026	75	190,174	2544.96		5,857		4,027		4,860			(1,830)				0001	
Blackrock Adaptive US Equity Index 7%	Fixed Annuity Hedge	N/A	Equity/Index	AEL 85LNZLR1WR9SYRVFCH09	02/02/2024	01/31/2025	9	10,268	1088.87		294		110		580			(184)				0001	
S&P 500 Index Option	Fixed Annuity Hedge	N/A	Equity/Index	AEL 85LNZLR1WR9SYRVFCH09	02/02/2024	02/02/2025	4	21,427	4958.61		675		253		1,093			(422)				0001	

E06.63

STATEMENT AS OF SEPTEMBER 30, 2024 OF THE EAGLE LIFE INSURANCE COMPANY

SCHEDULE DB - PART A - SECTION 1

Showing all Options, Caps, Floors, Collars, Swaps and Forwards Open as of Current Statement Date

1	2	3	4	5	6	7	8	9	10	11	12	13	14	15	16	17	18	19	20	21	22	23	
Description	Description of Item(s) Hedged, Used for Income Generation or Replicated	Schedule/ Exhibit Identifier	Type(s) of Risk(s) (a)	Exchange, Counterparty or Central Clearinghouse	Trade Date	Date of Maturity or Expiration	Number of Contracts	Notional Amount	Strike Price, Rate or Index Received (Paid)	Cumulative Prior Year(s) Initial Cost of Un-discounted Premium (Received) Paid	Current Year Initial Cost of Un-discounted Premium (Received) Paid	Current Year Income	Book/ Adjusted Carrying Value	Code	Fair Value	Unrealized Valuation Increase/ (Decrease)	Total Foreign Exchange Change in B./A.C.V.	Current Year's (Amortization)/ Accretion	Adjustment to Carrying Value of Hedged Item	Potential Exposure	Credit Quality of Reference Entity	Hedge Effectiveness at Inception and at Quarter-end (b)	
S&P 500 Dividend Aristocrats Daily Risk Control 5% Total Return	Fixed Annuity Hedge	N/A	Equity/Index	AEL 85LNZLR1WR9SYRVFCH09	02/02/2024	01/31/2025	1	3,058	3311.01		131		49		240				(82)			0001	
S&P 500 Dividend Aristocrats Daily Risk Control 5% Excess Return	Fixed Annuity Hedge	N/A	Equity/Index	AEL 85LNZLR1WR9SYRVFCH09	02/02/2024	01/31/2025	330	592,487	1795.4		12,857		4,821		25,851				(8,036)			0001	
S&P 500 Dividend Aristocrats Daily Risk Control 5% Excess Return	Fixed Annuity Hedge	N/A	Equity/Index	AEL 85LNZLR1WR9SYRVFCH09	02/02/2024	02/02/2026	44	79,010	1795.4		2,434		1,673		4,132				(760)			0001	
S&P 500 Dividend Aristocrats Daily Risk Control 5% Excess Return	Fixed Annuity Hedge	N/A	Equity/Index	AEL 85LNZLR1WR9SYRVFCH09	02/02/2024	02/03/2025	730	1,311,481	1795.4		28,328		10,623		57,313				(17,705)			0001	
S&P 500 Dividend Aristocrats Daily Risk Control 5% Excess Return	Fixed Annuity Hedge	N/A	Equity/Index	AEL 85LNZLR1WR9SYRVFCH09	02/02/2024	02/03/2026	79	142,184	1795.4		4,379		3,011		7,438				(1,369)			0001	
S&P 500 Dividend Aristocrats Daily Risk Control 5% Excess Return	Fixed Annuity Hedge	N/A	Equity/Index	AEL 85LNZLR1WR9SYRVFCH09	02/02/2024	02/04/2025	551	988,437	1795.4		21,449		8,043		43,219				(13,406)			0001	
S&P 500 Dividend Aristocrats Daily Risk Control 5% Excess Return	Fixed Annuity Hedge	N/A	Equity/Index	AEL 85LNZLR1WR9SYRVFCH09	02/02/2024	02/04/2026	34	61,595	1795.4		1,903		1,309		3,224				(595)			0001	
Franklin Global Trends Index	Fixed Annuity Hedge	N/A	Equity/Index	AEL 85LNZLR1WR9SYRVFCH09	02/05/2024	02/05/2026	2,692	642,385	238.6		21,199		14,574		45,422				(6,625)			0001	
S&P 500 Index Option	Fixed Annuity Hedge	N/A	Equity/Index	AEL 85LNZLR1WR9SYRVFCH09	02/09/2024	02/10/2025		566	5026.61		14		5		26				(9)			0001	
S&P Digital	Fixed Annuity Hedge	N/A	Equity/Index	AEL 85LNZLR1WR9SYRVFCH09	02/09/2024	02/10/2025		1,035	5026.61		11		4		14				(7)			0001	
S&P 500 Dividend Aristocrats Daily Risk Control 5% Excess Return	Fixed Annuity Hedge	N/A	Equity/Index	AEL 85LNZLR1WR9SYRVFCH09	02/09/2024	02/07/2025	514	920,008	1790.76		19,596		7,349		42,545				(12,248)			0001	
S&P 500 Dividend Aristocrats Daily Risk Control 5% Excess Return	Fixed Annuity Hedge	N/A	Equity/Index	AEL 85LNZLR1WR9SYRVFCH09	02/09/2024	02/09/2026	4	6,783	1790.76		210		144		370				(65)			0001	
S&P 500 Dividend Aristocrats Daily Risk Control 5% Excess Return	Fixed Annuity Hedge	N/A	Equity/Index	AEL 85LNZLR1WR9SYRVFCH09	02/09/2024	02/10/2025	562	1,005,972	1790.76		21,729		8,148		46,586				(13,581)			0001	
S&P 500 Dividend Aristocrats Daily Risk Control 5% Excess Return	Fixed Annuity Hedge	N/A	Equity/Index	AEL 85LNZLR1WR9SYRVFCH09	02/09/2024	02/10/2026	152	272,530	1790.76		8,367		5,752		14,853				(2,615)			0001	
S&P 500 Dividend Aristocrats Daily Risk Control 5% Excess Return	Fixed Annuity Hedge	N/A	Equity/Index	AEL 85LNZLR1WR9SYRVFCH09	02/09/2024	02/11/2025	653	1,169,918	1790.76		25,270		9,476		54,203				(15,794)			0001	
S&P 500 Dividend Aristocrats Daily Risk Control 5% Excess Return	Fixed Annuity Hedge	N/A	Equity/Index	AEL 85LNZLR1WR9SYRVFCH09	02/09/2024	02/11/2026	10	18,052	1790.76		556		382		984				(174)			0001	

E06.64

STATEMENT AS OF SEPTEMBER 30, 2024 OF THE EAGLE LIFE INSURANCE COMPANY

SCHEDULE DB - PART A - SECTION 1

Showing all Options, Caps, Floors, Collars, Swaps and Forwards Open as of Current Statement Date

1	2	3	4	5	6	7	8	9	10	11	12	13	14	15	16	17	18	19	20	21	22	23	
Description	Description of Item(s) Hedged, Used for Income Generation or Replicated	Schedule/ Exhibit Identifier	Type(s) of Risk(s) (a)	Exchange, Counterparty or Central Clearinghouse	Trade Date	Date of Maturity or Expiration	Number of Contracts	Notional Amount	Strike Price, Rate or Index Received (Paid)	Cumulative Prior Year(s) Initial Cost of Un-discounted Premium (Received) Paid	Current Year Initial Cost of Un-discounted Premium (Received) Paid	Current Year Income	Book/ Adjusted Carrying Value	Code	Fair Value	Unrealized Valuation Increase/ (Decrease)	Total Foreign Exchange Change in B./A.C.V.	Current Year's (Amortization)/ Accretion	Adjustment to Carrying Value of Hedged Item	Potential Exposure	Credit Quality of Reference Entity	Hedge Effectiveness at Inception and at Quarter-end (b)	
Invesco Dynamic Growth Index	Fixed Annuity Hedge	N/A	Equity/Index	AEL 85LNZLR1WR9SYRVFCH09	02/12/2024	02/12/2026	239	609,196	2545.66		18,702		12,858		15,628			(5,844)				0001	
Blackrock Adaptive US Equity Index 7%	Fixed Annuity Hedge	N/A	Equity/Index	AEL 85LNZLR1WR9SYRVFCH09	02/12/2024	02/12/2026	18	19,670	1095.62		764		525		1,204			(239)				0001	
S&P 500 Index Option PTP	Fixed Annuity Hedge	N/A	Equity/Index	AEL 85LNZLR1WR9SYRVFCH09	02/12/2024	02/12/2025	698	3,503,639	5021.84		163,369		61,263		300,268			(102,105)				0001	
S&P 500 Index Option PTP	Fixed Annuity Hedge	N/A	Equity/Index	AEL 85LNZLR1WR9SYRVFCH09	02/28/2024	02/27/2026	51	261,016	5069.76		22,200		15,263		32,061			(6,938)				0001	
S&P 500 Index Option CLQ	Fixed Annuity Hedge	N/A	Equity/Index	AEL 85LNZLR1WR9SYRVFCH09	02/28/2024	02/28/2025	1	2,856	5069.76		85		32		188			(53)				0001	
S&P Digital	Fixed Annuity Hedge	N/A	Equity/Index	AEL 85LNZLR1WR9SYRVFCH09	02/28/2024	02/28/2025	2	7,905	5069.76		80		30		105			(50)				0001	
S&P 500 Dividend Aristocrats Daily Risk Control 5% Total Return	Fixed Annuity Hedge	N/A	Equity/Index	AEL 85LNZLR1WR9SYRVFCH09	02/28/2024	02/28/2025	143	476,699	3340.23		20,658		7,747		34,463			(12,911)				0001	
S&P 500 Dividend Aristocrats Daily Risk Control 5% Excess Return	Fixed Annuity Hedge	N/A	Equity/Index	AEL 85LNZLR1WR9SYRVFCH09	02/12/2024	02/12/2025	309	554,990	1795.5		12,043		4,516		24,342			(7,527)				0001	
Franklin Global Trends Index	Fixed Annuity Hedge	N/A	Equity/Index	AEL 85LNZLR1WR9SYRVFCH09	02/13/2024	02/13/2026	697	165,734	237.75		5,453		3,749		12,262			(1,704)				0001	
Invesco Dynamic Growth Index	Fixed Annuity Hedge	N/A	Equity/Index	AEL 85LNZLR1WR9SYRVFCH09	02/13/2024	02/13/2025	286	721,471	2521.12		15,872		5,952		14,625			(9,920)				0001	
Invesco Dynamic Growth Index	Fixed Annuity Hedge	N/A	Equity/Index	AEL 85LNZLR1WR9SYRVFCH09	02/13/2024	02/13/2026	386	973,075	2521.12		29,776		20,471		29,885			(9,305)				0001	
Blackrock Adaptive US Equity Index 7%	Fixed Annuity Hedge	N/A	Equity/Index	AEL 85LNZLR1WR9SYRVFCH09	02/13/2024	02/13/2025	187	203,223	1086.76		5,826		2,185		11,896			(3,642)				0001	
Blackrock Adaptive US Equity Index 7%	Fixed Annuity Hedge	N/A	Equity/Index	AEL 85LNZLR1WR9SYRVFCH09	02/13/2024	02/13/2026	83	89,705	1086.76		3,477		2,390		6,018			(1,087)				0001	
S&P 500 Index Option PTP	Fixed Annuity Hedge	N/A	Equity/Index	AEL 85LNZLR1WR9SYRVFCH09	02/13/2024	02/13/2025	813	4,026,095	4953.17		210,283		78,856		370,439			(131,427)				0001	
S&P 500 Dividend Aristocrats Daily Risk Control 5% Excess Return	Fixed Annuity Hedge	N/A	Equity/Index	AEL 85LNZLR1WR9SYRVFCH09	02/13/2024	02/13/2025	454	810,667	1783.8		17,673		6,627		40,623			(11,045)				0001	
S&P 500 Dividend Aristocrats Daily Risk Control 5% Excess Return	Fixed Annuity Hedge	N/A	Equity/Index	AEL 85LNZLR1WR9SYRVFCH09	02/13/2024	02/13/2026	305	544,522	1783.8		16,281		11,193		31,415			(5,088)				0001	
Franklin Global Trends Index	Fixed Annuity Hedge	N/A	Equity/Index	AEL 85LNZLR1WR9SYRVFCH09	02/14/2024	02/14/2025	971	231,799	238.64		5,424		2,034		15,237			(3,390)				0001	
Invesco Dynamic Growth Index	Fixed Annuity Hedge	N/A	Equity/Index	AEL 85LNZLR1WR9SYRVFCH09	02/14/2024	02/14/2025	498	1,261,000	2531.82		27,742		10,403		22,337			(17,339)				0001	
Invesco Dynamic Growth Index	Fixed Annuity Hedge	N/A	Equity/Index	AEL 85LNZLR1WR9SYRVFCH09	02/14/2024	02/13/2026	96	242,016	2531.82		7,406		5,091		6,883			(2,314)				0001	
Blackrock Adaptive US Equity Index 7%	Fixed Annuity Hedge	N/A	Equity/Index	AEL 85LNZLR1WR9SYRVFCH09	02/14/2024	02/14/2025	57	62,813	1092.64		1,801		675		3,372			(1,126)				0001	
Blackrock Adaptive US Equity Index 7%	Fixed Annuity Hedge	N/A	Equity/Index	AEL 85LNZLR1WR9SYRVFCH09	02/14/2024	02/13/2026	34	37,500	1092.64		1,452		999		2,368			(454)				0001	
S&P 500 Index Option PTP	Fixed Annuity Hedge	N/A	Equity/Index	AEL 85LNZLR1WR9SYRVFCH09	02/14/2024	02/14/2025	1,240	6,202,420	5000.62		278,009		104,253		468,286			(173,756)				0001	
S&P 500 Index Option PTP	Fixed Annuity Hedge	N/A	Equity/Index	AEL 85LNZLR1WR9SYRVFCH09	02/14/2024	02/13/2026	74	368,555	5000.62		23,129		15,901		32,517			(7,228)				0001	
S&P 500 Index Option CLQ	Fixed Annuity Hedge	N/A	Equity/Index	AEL 85LNZLR1WR9SYRVFCH09	02/14/2024	02/14/2025	1	7,329	5000.62		180		68		432			(113)				0001	

E06.65

STATEMENT AS OF SEPTEMBER 30, 2024 OF THE EAGLE LIFE INSURANCE COMPANY

SCHEDULE DB - PART A - SECTION 1

Showing all Options, Caps, Floors, Collars, Swaps and Forwards Open as of Current Statement Date

1	2	3	4	5	6	7	8	9	10	11	12	13	14	15	16	17	18	19	20	21	22	23	
Description	Description of Item(s) Hedged, Used for Income Generation or Replicated	Schedule/ Exhibit Identifier	Type(s) of Risk(s) (a)	Exchange, Counterparty or Central Clearinghouse	Trade Date	Date of Maturity or Expiration	Number of Contracts	Notional Amount	Strike Price, Rate or Index Received (Paid)	Cumulative Prior Year(s) Initial Cost of Un-discounted Premium (Received) Paid	Current Year Initial Cost of Un-discounted Premium (Received) Paid	Current Year Income	Book/ Adjusted Carrying Value	Code	Fair Value	Unrealized Valuation Increase/ (Decrease)	Total Foreign Exchange Change in B./A.C.V.	Current Year's (Amortization)/ Accretion	Adjustment to Carrying Value of Hedged Item	Potential Exposure	Credit Quality of Reference Entity	Hedge Effectiveness at Inception and at Quarter-end (b)	
S&P Digital	Fixed Annuity Hedge	N/A	Equity/Index	AEL 85LNZLR1WR9SYRVFCH09	02/14/2024	02/14/2025	1	5,977	5000.62		61		23		81			(38)				0001	
S&P 500 Dividend Aristocrats Daily Risk Control 5% Total Return	Fixed Annuity Hedge	N/A	Equity/Index	AEL 85LNZLR1WR9SYRVFCH09	02/14/2024	02/14/2025	48	159,649	3302.59		7,023		2,634		13,346			(4,390)				0001	
S&P 500 Dividend Aristocrats Daily Risk Control 5% Excess Return	Fixed Annuity Hedge	N/A	Equity/Index	AEL 85LNZLR1WR9SYRVFCH09	02/14/2024	02/14/2025	663	1,184,771	1787.59		25,354		9,508		56,969			(15,846)				0001	
S&P 500 Dividend Aristocrats Daily Risk Control 5% Excess Return	Fixed Annuity Hedge	N/A	Equity/Index	AEL 85LNZLR1WR9SYRVFCH09	02/14/2024	02/13/2026	305	544,812	1787.59		16,290		11,199		30,497			(5,091)				0001	
S&P 500 Index Option PTP	Fixed Annuity Hedge	N/A	Equity/Index	AEL 85LNZLR1WR9SYRVFCH09	02/15/2024	02/14/2025	1,036	5,209,413	5029.73		249,389		93,521		425,649			(155,868)				0001	
S&P 500 Dividend Aristocrats Daily Risk Control 5% Excess Return	Fixed Annuity Hedge	N/A	Equity/Index	AEL 85LNZLR1WR9SYRVFCH09	02/15/2024	02/14/2025	1,660	2,978,801	1794.15		63,746		23,905		132,890			(39,841)				0001	
S&P 500 Dividend Aristocrats Daily Risk Control 5% Excess Return	Fixed Annuity Hedge	N/A	Equity/Index	AEL 85LNZLR1WR9SYRVFCH09	02/15/2024	02/13/2026	314	563,719	1794.15		17,306		11,898		29,917			(5,408)				0001	
Invesco Dynamic Growth Index	Fixed Annuity Hedge	N/A	Equity/Index	AEL 85LNZLR1WR9SYRVFCH09	02/15/2024	02/14/2025	107	272,274	2540.37		5,990		2,246		4,301			(3,744)				0001	
Invesco Dynamic Growth Index	Fixed Annuity Hedge	N/A	Equity/Index	AEL 85LNZLR1WR9SYRVFCH09	02/15/2024	02/13/2026	89	226,436	2540.37		6,929		4,764		6,048			(2,165)				0001	
S&P 500 Index Option PTP	Fixed Annuity Hedge	N/A	Equity/Index	AEL 85LNZLR1WR9SYRVFCH09	02/16/2024	02/14/2025	1,253	6,270,969	5005.57		255,611		95,854		412,173			(159,757)				0001	
S&P 500 Index Option PTP	Fixed Annuity Hedge	N/A	Equity/Index	AEL 85LNZLR1WR9SYRVFCH09	02/16/2024	02/18/2025	476	2,381,822	5005.57		84,794		31,798		141,739			(52,996)				0001	
S&P 500 Index Option PTP	Fixed Annuity Hedge	N/A	Equity/Index	AEL 85LNZLR1WR9SYRVFCH09	02/16/2024	02/19/2025	358	1,789,607	5005.57		98,138		36,802		188,732			(61,336)				0001	
S&P 500 Dividend Aristocrats Daily Risk Control 5% Total Return	Fixed Annuity Hedge	N/A	Equity/Index	AEL 85LNZLR1WR9SYRVFCH09	02/16/2024	02/14/2025	36	119,726	3313.41		5,292		1,984		9,510			(3,307)				0001	
S&P 500 Dividend Aristocrats Daily Risk Control 5% Excess Return	Fixed Annuity Hedge	N/A	Equity/Index	AEL 85LNZLR1WR9SYRVFCH09	02/16/2024	02/14/2025	936	1,678,651	1792.9		36,259		13,597		75,987			(22,662)				0001	
S&P 500 Dividend Aristocrats Daily Risk Control 5% Excess Return	Fixed Annuity Hedge	N/A	Equity/Index	AEL 85LNZLR1WR9SYRVFCH09	02/16/2024	02/13/2026	123	220,395	1792.9		6,524		4,485		11,817			(2,039)				0001	
S&P 500 Dividend Aristocrats Daily Risk Control 5% Excess Return	Fixed Annuity Hedge	N/A	Equity/Index	AEL 85LNZLR1WR9SYRVFCH09	02/16/2024	02/17/2026	36	64,286	1792.9		1,903		1,308		3,452			(595)				0001	
S&P 500 Dividend Aristocrats Daily Risk Control 5% Excess Return	Fixed Annuity Hedge	N/A	Equity/Index	AEL 85LNZLR1WR9SYRVFCH09	02/16/2024	02/18/2025	340	608,711	1792.9		13,087		4,908		27,610			(8,180)				0001	

E06.66

STATEMENT AS OF SEPTEMBER 30, 2024 OF THE EAGLE LIFE INSURANCE COMPANY

SCHEDULE DB - PART A - SECTION 1

Showing all Options, Caps, Floors, Collars, Swaps and Forwards Open as of Current Statement Date

1	2	3	4	5	6	7	8	9	10	11	12	13	14	15	16	17	18	19	20	21	22	23	
Description	Description of Item(s) Hedged, Used for Income Generation or Replicated	Schedule/ Exhibit Identifier	Type(s) of Risk(s) (a)	Exchange, Counterparty or Central Clearinghouse	Trade Date	Date of Maturity or Expiration	Number of Contracts	Notional Amount	Strike Price, Rate or Index Received (Paid)	Cumulative Prior Year(s) Initial Cost of Un-discounted Premium (Received) Paid	Current Year Initial Cost of Un-discounted Premium (Received) Paid	Current Year Income	Book/ Adjusted Carrying Value	Code	Fair Value	Unrealized Valuation Increase/ (Decrease)	Total Foreign Exchange Change in B./A.C.V.	Current Year's (Amortization)/ Accretion	Adjustment to Carrying Value of Hedged Item	Potential Exposure	Credit Quality of Reference Entity	Hedge Effectiveness at Inception and at Quarter-end (b)	
S&P 500 Dividend Aristocrats Daily Risk Control 5% Excess Return	Fixed Annuity Hedge	N/A	Equity/Index	AEL 85LNZLR1WR9SYRVFCH09	02/16/2024	02/18/2026	68	122,289	1792.9		3,620		2,489		6,570			(1,131)				0001	
S&P 500 Dividend Aristocrats Daily Risk Control 5% Excess Return	Fixed Annuity Hedge	N/A	Equity/Index	AEL 85LNZLR1WR9SYRVFCH09	02/16/2024	02/19/2025	605	1,085,390	1792.9		23,444		8,792		49,256			(14,653)				0001	
Franklin Global Trends Index	Fixed Annuity Hedge	N/A	Equity/Index	AEL 85LNZLR1WR9SYRVFCH09	02/16/2024	02/14/2025	641	153,386	239.27		3,589		1,346		9,671			(2,243)				0001	
Invesco Dynamic Growth Index	Fixed Annuity Hedge	N/A	Equity/Index	AEL 85LNZLR1WR9SYRVFCH09	02/16/2024	02/14/2025	333	844,076	2533.5		18,485		6,932		14,624			(11,553)				0001	
Invesco Dynamic Growth Index	Fixed Annuity Hedge	N/A	Equity/Index	AEL 85LNZLR1WR9SYRVFCH09	02/16/2024	02/13/2026	49	125,375	2533.5		3,824		2,629		3,522			(1,195)				0001	
Blackrock Adaptive US Equity Index 7%	Fixed Annuity Hedge	N/A	Equity/Index	AEL 85LNZLR1WR9SYRVFCH09	02/16/2024	02/14/2025	686	750,000	1093.57		21,443		8,041		39,691			(13,402)				0001	
Blackrock Adaptive US Equity Index 7%	Fixed Annuity Hedge	N/A	Equity/Index	AEL 85LNZLR1WR9SYRVFCH09	02/16/2024	02/13/2026	1,029	1,125,000	1093.57		43,470		29,886		70,359			(13,584)				0001	
Franklin Global Trends Index	Fixed Annuity Hedge	N/A	Equity/Index	AEL 85LNZLR1WR9SYRVFCH09	02/20/2024	02/20/2026	333	79,634	239.27		2,620		1,801		5,455			(819)				0001	
Invesco Dynamic Growth Index	Fixed Annuity Hedge	N/A	Equity/Index	AEL 85LNZLR1WR9SYRVFCH09	02/20/2024	02/20/2025	44	110,963	2533.61		2,441		915		1,948			(1,526)				0001	
Invesco Dynamic Growth Index	Fixed Annuity Hedge	N/A	Equity/Index	AEL 85LNZLR1WR9SYRVFCH09	02/20/2024	02/20/2026	59	149,600	2533.61		4,578		3,147		4,223			(1,431)				0001	
Blackrock Adaptive US Equity Index 7%	Fixed Annuity Hedge	N/A	Equity/Index	AEL 85LNZLR1WR9SYRVFCH09	02/20/2024	02/20/2025	15	16,080	1089.73		462		173		904			(288)				0001	
S&P 500 Index Option PTP	Fixed Annuity Hedge	N/A	Equity/Index	AEL 85LNZLR1WR9SYRVFCH09	02/20/2024	02/20/2025	548	2,725,753	4975.51		155,484		58,306		309,060			(97,177)				0001	
S&P 500 Dividend Aristocrats Daily Risk Control 5% Excess Return	Fixed Annuity Hedge	N/A	Equity/Index	AEL 85LNZLR1WR9SYRVFCH09	02/20/2024	02/20/2025	266	476,814	1791.94		10,347		3,880		21,889			(6,467)				0001	
S&P 500 Dividend Aristocrats Daily Risk Control 5% Excess Return	Fixed Annuity Hedge	N/A	Equity/Index	AEL 85LNZLR1WR9SYRVFCH09	02/20/2024	02/20/2026	239	428,013	1791.94		12,926		8,887		23,192			(4,039)				0001	
Franklin Global Trends Index	Fixed Annuity Hedge	N/A	Equity/Index	AEL 85LNZLR1WR9SYRVFCH09	02/21/2024	02/21/2025	467	111,826	239.25		2,617		981		7,068			(1,635)				0001	
Invesco Dynamic Growth Index	Fixed Annuity Hedge	N/A	Equity/Index	AEL 85LNZLR1WR9SYRVFCH09	02/21/2024	02/21/2025	175	442,661	2532.36		9,739		3,652		7,918			(6,087)				0001	
Invesco Dynamic Growth Index	Fixed Annuity Hedge	N/A	Equity/Index	AEL 85LNZLR1WR9SYRVFCH09	02/21/2024	02/20/2026	261	659,766	2532.36		20,189		13,880		18,795			(6,309)				0001	
Blackrock Adaptive US Equity Index 7%	Fixed Annuity Hedge	N/A	Equity/Index	AEL 85LNZLR1WR9SYRVFCH09	02/21/2024	02/21/2025	158	171,872	1090.19		4,933		1,850		9,603			(3,083)				0001	
S&P 500 Index Option PTP	Fixed Annuity Hedge	N/A	Equity/Index	AEL 85LNZLR1WR9SYRVFCH09	02/21/2024	02/21/2025	872	4,345,409	4981.8		183,483		68,806		310,510			(114,677)				0001	
S&P 500 Index Option PTP	Fixed Annuity Hedge	N/A	Equity/Index	AEL 85LNZLR1WR9SYRVFCH09	02/21/2024	02/20/2026	107	534,040	4981.8		39,741		27,322		57,227			(12,419)				0001	
S&P 500 Index Option CLQ	Fixed Annuity Hedge	N/A	Equity/Index	AEL 85LNZLR1WR9SYRVFCH09	02/21/2024	02/21/2025	3	15,908	4981.8		430		161		783			(268)				0001	
S&P 500 Dividend Aristocrats Daily Risk Control 5% Total Return	Fixed Annuity Hedge	N/A	Equity/Index	AEL 85LNZLR1WR9SYRVFCH09	02/21/2024	02/21/2025	100	332,705	3321.4		14,434		5,413		25,457			(9,021)				0001	
Franklin Global Trends Index	Fixed Annuity Hedge	N/A	Equity/Index	AEL 85LNZLR1WR9SYRVFCH09	02/22/2024	02/21/2025	497	119,387	240.45		2,794		1,048		6,948			(1,746)				0001	
Franklin Global Trends Index	Fixed Annuity Hedge	N/A	Equity/Index	AEL 85LNZLR1WR9SYRVFCH09	02/22/2024	02/20/2026	570	136,940	240.45		4,492		3,088		8,807			(1,404)				0001	

E06.67

STATEMENT AS OF SEPTEMBER 30, 2024 OF THE EAGLE LIFE INSURANCE COMPANY

SCHEDULE DB - PART A - SECTION 1

Showing all Options, Caps, Floors, Collars, Swaps and Forwards Open as of Current Statement Date

1	2	3	4	5	6	7	8	9	10	11	12	13	14	15	16	17	18	19	20	21	22	23		
Description	Description of Item(s) Hedged, Used for Income Generation or Replicated	Schedule/ Exhibit Identifier	Type(s) of Risk(s) (a)	Exchange, Counterparty or Central Clearinghouse	Trade Date	Date of Maturity or Expiration	Number of Contracts	Notional Amount	Strike Price, Rate or Index Received (Paid)	Cumulative Prior Year(s) Initial Cost of Un-discounted Premium (Received) Paid	Current Year Initial Cost of Un-discounted Premium (Received) Paid	Current Year Income	Book/ Adjusted Carrying Value	Code	Fair Value	Unrealized Valuation Increase/ (Decrease)	Total Foreign Exchange Change in B./A.C.V.	Current Year's (Amortization)/ Accretion	Adjustment to Carrying Value of Hedged Item	Potential Exposure	Credit Quality of Reference Entity	Hedge Effectiveness at Inception and at Quarter-end (b)		
Invesco Dynamic Growth Index	Fixed Annuity Hedge	N/A	Equity/Index	AEL 85LNZLR1WR9SYRVFCH09	02/22/2024	02/21/2025	732	1,856,380	2535.23		40,655		15,246		31,993			(25,409)				0001		
Invesco Dynamic Growth Index	Fixed Annuity Hedge	N/A	Equity/Index	AEL 85LNZLR1WR9SYRVFCH09	02/22/2024	02/20/2026	235	596,758	2535.23		18,201		12,513		16,650			(5,688)					0001	
Invesco Dynamic Growth Index	Fixed Annuity Hedge	N/A	Equity/Index	AEL 85LNZLR1WR9SYRVFCH09	02/23/2024	02/21/2025	58	146,549	2540.36		3,209		1,204		2,360			(2,006)					0001	
Invesco Dynamic Growth Index	Fixed Annuity Hedge	N/A	Equity/Index	AEL 85LNZLR1WR9SYRVFCH09	02/23/2024	02/24/2025	155	392,533	2540.36		8,636		3,238		6,372			(5,397)					0001	
Invesco Dynamic Growth Index	Fixed Annuity Hedge	N/A	Equity/Index	AEL 85LNZLR1WR9SYRVFCH09	02/23/2024	02/23/2026	149	379,364	2540.36		11,609		7,981		10,221			(3,628)					0001	
Blackrock Adaptive US Equity Index 7%	Fixed Annuity Hedge	N/A	Equity/Index	AEL 85LNZLR1WR9SYRVFCH09	02/23/2024	02/21/2025	68	75,000	1103.71		2,145		804		3,396			(1,341)					0001	
S&P 500 Index Option	Fixed Annuity Hedge	N/A	Equity/Index	AEL 85LNZLR1WR9SYRVFCH09	02/23/2024	02/21/2025	877	4,460,476	5088.8		156,195		58,573		242,657			(97,622)					0001	
S&P 500 Index Option	Fixed Annuity Hedge	N/A	Equity/Index	AEL 85LNZLR1WR9SYRVFCH09	02/23/2024	02/24/2025	651	3,313,895	5088.8		140,466		52,675		223,100			(87,791)					0001	
S&P 500 Dividend Aristocrats Daily Risk Control 5% Excess Return	Fixed Annuity Hedge	N/A	Equity/Index	AEL 85LNZLR1WR9SYRVFCH09	02/21/2024	02/21/2025	623	1,119,378	1795.87		24,179		9,067		49,125			(15,112)					0001	
S&P 500 Dividend Aristocrats Daily Risk Control 5% Excess Return	Fixed Annuity Hedge	N/A	Equity/Index	AEL 85LNZLR1WR9SYRVFCH09	02/21/2024	02/20/2026	546	980,197	1795.87		30,092		20,688		51,432			(9,404)					0001	
S&P 500 Index Option	Fixed Annuity Hedge	N/A	Equity/Index	AEL 85LNZLR1WR9SYRVFCH09	02/22/2024	02/21/2025	1,378	7,008,831	5087.03		331,350		124,256		531,065			(207,094)					0001	
S&P 500 Dividend Aristocrats Daily Risk Control 5% Excess Return	Fixed Annuity Hedge	N/A	Equity/Index	AEL 85LNZLR1WR9SYRVFCH09	02/22/2024	02/21/2025	378	680,811	1801.26		14,501		5,438		28,009			(9,063)					0001	
S&P 500 Dividend Aristocrats Daily Risk Control 5% Excess Return	Fixed Annuity Hedge	N/A	Equity/Index	AEL 85LNZLR1WR9SYRVFCH09	02/22/2024	02/20/2026	358	644,157	1801.26		19,131		13,153		32,317			(5,979)					0001	
S&P 500 Index Option	Fixed Annuity Hedge	N/A	Equity/Index	AEL 85LNZLR1WR9SYRVFCH09	02/23/2024	02/25/2025	877	4,461,207	5088.8		179,972		67,490		297,633			(112,483)					0001	
S&P 500 Index Option	Fixed Annuity Hedge	N/A	Equity/Index	AEL 85LNZLR1WR9SYRVFCH09	02/23/2024	02/24/2025	6	30,604	5088.8		744		279		1,447			(465)					0001	
S&P Digital	Fixed Annuity Hedge	N/A	Equity/Index	AEL 85LNZLR1WR9SYRVFCH09	02/23/2024	02/24/2025	2	8,204	5088.8		84		31		109			(52)					0001	
S&P 500 Dividend Aristocrats Daily Risk Control 5% Total Return	Fixed Annuity Hedge	N/A	Equity/Index	AEL 85LNZLR1WR9SYRVFCH09	02/23/2024	02/21/2025	12	40,915	3338.93		1,438		539		2,479			(899)					0001	
S&P 500 Dividend Aristocrats Daily Risk Control 5% Excess Return	Fixed Annuity Hedge	N/A	Equity/Index	AEL 85LNZLR1WR9SYRVFCH09	02/23/2024	02/21/2025	402	725,635	1804.8		15,456		5,796		28,572			(9,660)					0001	
S&P 500 Dividend Aristocrats Daily Risk Control 5% Excess Return	Fixed Annuity Hedge	N/A	Equity/Index	AEL 85LNZLR1WR9SYRVFCH09	02/23/2024	02/23/2026	42	76,640	1804.8		2,292		1,575		3,737			(716)					0001	
S&P 500 Dividend Aristocrats Daily Risk Control 5% Excess Return	Fixed Annuity Hedge	N/A	Equity/Index	AEL 85LNZLR1WR9SYRVFCH09	02/28/2024	02/28/2025	521	940,552	1804.14		20,316		7,618		37,526			(12,697)					0001	

E06.68

STATEMENT AS OF SEPTEMBER 30, 2024 OF THE EAGLE LIFE INSURANCE COMPANY

SCHEDULE DB - PART A - SECTION 1

Showing all Options, Caps, Floors, Collars, Swaps and Forwards Open as of Current Statement Date

1	2	3	4	5	6	7	8	9	10	11	12	13	14	15	16	17	18	19	20	21	22	23	
Description	Description of Item(s) Hedged, Used for Income Generation or Replicated	Schedule/ Exhibit Identifier	Type(s) of Risk(s) (a)	Exchange, Counterparty or Central Clearinghouse	Trade Date	Date of Maturity or Expiration	Number of Contracts	Notional Amount	Strike Price, Rate or Index Received (Paid)	Cumulative Prior Year(s) Initial Cost of Un-discounted Premium (Received) Paid	Current Year Initial Cost of Un-discounted Premium (Received) Paid	Current Year Income	Book/ Adjusted Carrying Value	Code	Fair Value	Unrealized Valuation Increase/ (Decrease)	Total Foreign Exchange Change in B./A.C.V.	Current Year's (Amortization)/ Accretion	Adjustment to Carrying Value of Hedged Item	Potential Exposure	Credit Quality of Reference Entity	Hedge Effectiveness at Inception and at Quarter-end (b)	
S&P 500 Dividend Aristocrats Daily Risk Control 5% Excess Return	Fixed Annuity Hedge	N/A	Equity/Index	AEL 85LNZLR1WR9SYRVFCH09	02/23/2024	02/24/2025	259	467,972	1804.8		10,061		3,773		18,466			(6,288)				0001	
S&P 500 Dividend Aristocrats Daily Risk Control 5% Excess Return	Fixed Annuity Hedge	N/A	Equity/Index	AEL 85LNZLR1WR9SYRVFCH09	02/23/2024	02/24/2026	83	150,432	1804.8		4,513		3,103		7,338			(1,410)				0001	
S&P 500 Dividend Aristocrats Daily Risk Control 5% Excess Return	Fixed Annuity Hedge	N/A	Equity/Index	AEL 85LNZLR1WR9SYRVFCH09	02/23/2024	02/25/2025	1,439	2,597,301	1804.8		56,102		21,038		102,562			(35,064)				0001	
S&P 500 Dividend Aristocrats Daily Risk Control 5% Excess Return	Fixed Annuity Hedge	N/A	Equity/Index	AEL 85LNZLR1WR9SYRVFCH09	02/23/2024	02/25/2026	5	9,829	1804.8		295		203		480			(92)				0001	
Blackrock Adaptive US Equity Index 7%	Fixed Annuity Hedge	N/A	Equity/Index	AEL 85LNZLR1WR9SYRVFCH09	02/26/2024	02/26/2025	17	18,751	1101.52		537		201		883			(336)				0001	
Blackrock Adaptive US Equity Index 7%	Fixed Annuity Hedge	N/A	Equity/Index	AEL 85LNZLR1WR9SYRVFCH09	02/26/2024	02/26/2026	102	112,500	1101.52		4,352		2,992		6,502			(1,360)				0001	
S&P 500 Index Option PTPT	Fixed Annuity Hedge	N/A	Equity/Index	AEL 85LNZLR1WR9SYRVFCH09	02/26/2024	02/26/2025	817	4,142,080	5069.53		167,200		62,700		279,070			(104,500)				0001	
S&P 500 Dividend Aristocrats Daily Risk Control 5% Excess Return	Fixed Annuity Hedge	N/A	Equity/Index	AEL 85LNZLR1WR9SYRVFCH09	02/26/2024	02/26/2025	133	238,739	1800.46		5,133		1,925		9,950			(3,208)				0001	
S&P 500 Dividend Aristocrats Daily Risk Control 5% Excess Return	Fixed Annuity Hedge	N/A	Equity/Index	AEL 85LNZLR1WR9SYRVFCH09	02/26/2024	02/26/2026	40	72,750	1800.46		2,248		1,545		3,684			(702)				0001	
UST 4.00% 02/15/34 Total Return Options Put	Fixed Annuity Hedge	N/A	Equity/Index	AEL 85LNZLR1WR9SYRVFCH09	02/28/2024	02/28/2025	142	13,951	98		137		51		25			(86)				0001	
Franklin Global Trends Index	Fixed Annuity Hedge	N/A	Equity/Index	AEL 85LNZLR1WR9SYRVFCH09	03/01/2024	02/28/2025	220	53,088	241.84		1,242		569		2,796			(673)				0001	
Invesco Dynamic Growth Index	Fixed Annuity Hedge	N/A	Equity/Index	AEL 85LNZLR1WR9SYRVFCH09	03/01/2024	02/28/2025	31	77,906	2552.5		1,706		782		1,085			(924)				0001	
Invesco Dynamic Growth Index	Fixed Annuity Hedge	N/A	Equity/Index	AEL 85LNZLR1WR9SYRVFCH09	03/01/2024	03/03/2025	185	471,712	2552.5		10,378		4,756		6,631			(5,621)				0001	
Invesco Dynamic Growth Index	Fixed Annuity Hedge	N/A	Equity/Index	AEL 85LNZLR1WR9SYRVFCH09	03/01/2024	02/27/2026	94	240,842	2552.5		7,370		5,374		5,951			(1,996)				0001	
Blackrock Adaptive US Equity Index 7%	Fixed Annuity Hedge	N/A	Equity/Index	AEL 85LNZLR1WR9SYRVFCH09	03/01/2024	02/28/2025	18	20,025	1109.44		573		262		830			(310)				0001	
Blackrock Adaptive US Equity Index 7%	Fixed Annuity Hedge	N/A	Equity/Index	AEL 85LNZLR1WR9SYRVFCH09	03/01/2024	02/27/2026	12	13,275	1109.44		514		375		705			(139)				0001	
S&P 500 Index Option PTPT	Fixed Annuity Hedge	N/A	Equity/Index	AEL 85LNZLR1WR9SYRVFCH09	03/01/2024	02/28/2025	2,101	10,795,045	5137.08		418,716		191,912		656,486			(226,805)				0001	
S&P 500 Index Option PTPT	Fixed Annuity Hedge	N/A	Equity/Index	AEL 85LNZLR1WR9SYRVFCH09	03/01/2024	03/03/2025	1,279	6,571,517	5137.08		236,401		108,351		358,174			(128,051)				0001	
S&P 500 Index Option CLQ	Fixed Annuity Hedge	N/A	Equity/Index	AEL 85LNZLR1WR9SYRVFCH09	03/01/2024	03/01/2025	4	18,885	5137.08		548		251		847			(297)				0001	
S&P 500 Dividend Aristocrats Daily Risk Control 5% Total Return	Fixed Annuity Hedge	N/A	Equity/Index	AEL 85LNZLR1WR9SYRVFCH09	03/01/2024	02/28/2025	8	26,009	3350.52		1,112		510		1,806			(602)				0001	

E06.69

STATEMENT AS OF SEPTEMBER 30, 2024 OF THE EAGLE LIFE INSURANCE COMPANY

SCHEDULE DB - PART A - SECTION 1

Showing all Options, Caps, Floors, Collars, Swaps and Forwards Open as of Current Statement Date

1	2	3	4	5	6	7	8	9	10	11	12	13	14	15	16	17	18	19	20	21	22	23	
Description	Description of Item(s) Hedged, Used for Income Generation or Replicated	Schedule/ Exhibit Identifier	Type(s) of Risk(s) (a)	Exchange, Counterparty or Central Clearinghouse	Trade Date	Date of Maturity or Expiration	Number of Contracts	Notional Amount	Strike Price, Rate or Index Received (Paid)	Cumulative Prior Year(s) Initial Cost of Un-discounted Premium (Received) Paid	Current Year Initial Cost of Un-discounted Premium (Received) Paid	Current Year Income	Book/ Adjusted Carrying Value	Code	Fair Value	Unrealized Valuation Increase/ (Decrease)	Total Foreign Exchange Change in B./A.C.V.	Current Year's (Amortization)/ Accretion	Adjustment to Carrying Value of Hedged Item	Potential Exposure	Credit Quality of Reference Entity	Hedge Effectiveness at Inception and at Quarter-end (b)	
S&P 500 Dividend Aristocrats Daily Risk Control 5% Excess Return	Fixed Annuity Hedge	N/A	Equity/Index	AEL 85LNZLR1WR9SYRVFCH09	03/01/2024	02/28/2025	1,796	3,249,705	1809.15		70,194		32,172		121,737			(38,022)				0001	
S&P 500 Dividend Aristocrats Daily Risk Control 5% Excess Return	Fixed Annuity Hedge	N/A	Equity/Index	AEL 85LNZLR1WR9SYRVFCH09	03/01/2024	02/27/2026	232	419,828	1809.15		12,889		9,398		19,758			(3,491)				0001	
S&P 500 Dividend Aristocrats Daily Risk Control 5% Excess Return	Fixed Annuity Hedge	N/A	Equity/Index	AEL 85LNZLR1WR9SYRVFCH09	03/01/2024	03/02/2026	32	58,200	1809.15		1,787		1,303		2,743			(484)				0001	
S&P 500 Dividend Aristocrats Daily Risk Control 5% Excess Return	Fixed Annuity Hedge	N/A	Equity/Index	AEL 85LNZLR1WR9SYRVFCH09	03/01/2024	03/03/2025	380	687,016	1809.15		14,771		6,770		25,799			(8,001)				0001	
S&P 500 Dividend Aristocrats Daily Risk Control 5% Excess Return	Fixed Annuity Hedge	N/A	Equity/Index	AEL 85LNZLR1WR9SYRVFCH09	03/01/2024	03/03/2026	7	12,125	1809.15		372		271		572			(101)				0001	
Invesco Dynamic Growth Index	Fixed Annuity Hedge	N/A	Equity/Index	AEL 85LNZLR1WR9SYRVFCH09	03/04/2024	03/04/2025	39	99,446	2550.05		2,188		1,003		1,450			(1,185)				0001	
Invesco Dynamic Growth Index	Fixed Annuity Hedge	N/A	Equity/Index	AEL 85LNZLR1WR9SYRVFCH09	03/04/2024	03/04/2026	75	191,734	2550.05		5,867		4,278		4,847			(1,589)				0001	
S&P 500 Index Option	Fixed Annuity Hedge	N/A	Equity/Index	AEL 85LNZLR1WR9SYRVFCH09	03/04/2024	03/04/2025	684	3,510,766	5130.95		158,313		72,560		258,917			(85,753)				0001	
S&P 500 Dividend Aristocrats Daily Risk Control 5% Excess Return	Fixed Annuity Hedge	N/A	Equity/Index	AEL 85LNZLR1WR9SYRVFCH09	03/04/2024	03/04/2025	504	911,876	1809.27		19,651		9,007		34,218			(10,644)				0001	
S&P 500 Dividend Aristocrats Daily Risk Control 5% Excess Return	Fixed Annuity Hedge	N/A	Equity/Index	AEL 85LNZLR1WR9SYRVFCH09	03/04/2024	03/04/2026	34	60,946	1809.27		1,874		1,367		2,872			(508)				0001	
Franklin Global Trends Index	Fixed Annuity Hedge	N/A	Equity/Index	AEL 85LNZLR1WR9SYRVFCH09	03/05/2024	03/05/2025	575	138,810	241.53		3,248		1,489		7,494			(1,759)				0001	
Franklin Global Trends Index	Fixed Annuity Hedge	N/A	Equity/Index	AEL 85LNZLR1WR9SYRVFCH09	03/05/2024	03/05/2026	548	132,240	241.53		4,351		3,172		8,044			(1,178)				0001	
Invesco Dynamic Growth Index	Fixed Annuity Hedge	N/A	Equity/Index	AEL 85LNZLR1WR9SYRVFCH09	03/05/2024	03/05/2025	87	223,299	2555.92		4,913		2,252		3,013			(2,661)				0001	
Invesco Dynamic Growth Index	Fixed Annuity Hedge	N/A	Equity/Index	AEL 85LNZLR1WR9SYRVFCH09	03/05/2024	03/05/2026	230	588,605	2555.92		18,011		13,133		14,255			(4,878)				0001	
Blackrock Adaptive US Equity Index 7%	Fixed Annuity Hedge	N/A	Equity/Index	AEL 85LNZLR1WR9SYRVFCH09	03/05/2024	03/05/2025	102	112,350	1101.79		3,213		1,473		5,298			(1,740)				0001	
Blackrock Adaptive US Equity Index 7%	Fixed Annuity Hedge	N/A	Equity/Index	AEL 85LNZLR1WR9SYRVFCH09	03/05/2024	03/05/2026	144	158,201	1101.79		6,107		4,453		9,143			(1,654)				0001	
S&P 500 Index Option	Fixed Annuity Hedge	N/A	Equity/Index	AEL 85LNZLR1WR9SYRVFCH09	03/05/2024	03/05/2025	570	2,892,818	5078.65		110,775		50,772		179,115			(60,003)				0001	
S&P 500 Dividend Aristocrats Daily Risk Control 5% Excess Return	Fixed Annuity Hedge	N/A	Equity/Index	AEL 85LNZLR1WR9SYRVFCH09	03/05/2024	03/05/2025	537	969,659	1806.25		20,945		9,600		37,825			(11,345)				0001	
Franklin Global Trends Index	Fixed Annuity Hedge	N/A	Equity/Index	AEL 85LNZLR1WR9SYRVFCH09	03/06/2024	03/06/2025	47	11,495	242.37		269		123		583			(146)				0001	
Invesco Dynamic Growth Index	Fixed Annuity Hedge	N/A	Equity/Index	AEL 85LNZLR1WR9SYRVFCH09	03/06/2024	03/06/2025	199	510,142	2559.71		11,223		5,144		6,552			(6,079)				0001	
Invesco Dynamic Growth Index	Fixed Annuity Hedge	N/A	Equity/Index	AEL 85LNZLR1WR9SYRVFCH09	03/06/2024	03/06/2026	107	272,931	2559.71		8,352		6,090		6,430			(2,262)				0001	

E06.70

STATEMENT AS OF SEPTEMBER 30, 2024 OF THE EAGLE LIFE INSURANCE COMPANY

SCHEDULE DB - PART A - SECTION 1

Showing all Options, Caps, Floors, Collars, Swaps and Forwards Open as of Current Statement Date

1	2	3	4	5	6	7	8	9	10	11	12	13	14	15	16	17	18	19	20	21	22	23		
Description	Description of Item(s) Hedged, Used for Income Generation or Replicated	Schedule/ Exhibit Identifier	Type(s) of Risk(s) (a)	Exchange, Counterparty or Central Clearinghouse	Trade Date	Date of Maturity or Expiration	Number of Contracts	Notional Amount	Strike Price, Rate or Index Received (Paid)	Cumulative Prior Year(s) Initial Cost of Un-discounted Premium (Received) Paid	Current Year Initial Cost of Un-discounted Premium (Received) Paid	Current Year Income	Book/ Adjusted Carrying Value	Code	Fair Value	Unrealized Valuation Increase/ (Decrease)	Total Foreign Exchange Change in B./A.C.V.	Current Year's (Amortization)/ Accretion	Adjustment to Carrying Value of Hedged Item	Potential Exposure	Credit Quality of Reference Entity	Hedge Effectiveness at Inception and at Quarter-end (b)		
Blackrock Adaptive US Equity Index 7% S&P 500 Index Option PTPT	Fixed Annuity Hedge	N/A	Equity/Index	AEL 85LNZLR1WR9SYRVFCH09	03/06/2024	03/06/2025	10	11,175	1105.24		320		146		499			(173)				0001		
S&P 500 Index Option PTPT	Fixed Annuity Hedge	N/A	Equity/Index	AEL 85LNZLR1WR9SYRVFCH09	03/06/2024	03/06/2025	1,214	6,197,220	5104.76		272,210		124,763		437,169			(147,447)					0001	
S&P 500 Index Option PTPT	Fixed Annuity Hedge	N/A	Equity/Index	AEL 85LNZLR1WR9SYRVFCH09	03/06/2024	03/06/2026	27	140,351	5104.76		7,659		5,585		9,901			(2,074)					0001	
S&P 500 Dividend Aristocrats Daily Risk Control 5% Total Return	Fixed Annuity Hedge	N/A	Equity/Index	AEL 85LNZLR1WR9SYRVFCH09	03/06/2024	03/06/2025	195	653,609	3358.41		26,740		12,256		42,203			(14,484)					0001	
S&P 500 Dividend Aristocrats Daily Risk Control 5% Excess Return	Fixed Annuity Hedge	N/A	Equity/Index	AEL 85LNZLR1WR9SYRVFCH09	03/06/2024	03/06/2025	399	723,226	1812.05		15,622		7,160		26,231			(8,462)					0001	
Invesco Dynamic Growth Index	Fixed Annuity Hedge	N/A	Equity/Index	AEL 85LNZLR1WR9SYRVFCH09	03/07/2024	03/07/2025	6	14,938	2565.9		329		151		176			(178)					0001	
S&P 500 Index Option PTPT	Fixed Annuity Hedge	N/A	Equity/Index	AEL 85LNZLR1WR9SYRVFCH09	03/07/2024	03/07/2025	690	3,559,926	5157.36		153,399		70,308		238,573			(83,091)					0001	
S&P 500 Dividend Aristocrats Daily Risk Control 5% Excess Return	Fixed Annuity Hedge	N/A	Equity/Index	AEL 85LNZLR1WR9SYRVFCH09	03/07/2024	03/07/2025	437	794,558	1817.39		17,202		7,884		26,884			(9,318)					0001	
S&P 500 Dividend Aristocrats Daily Risk Control 5% Excess Return	Fixed Annuity Hedge	N/A	Equity/Index	AEL 85LNZLR1WR9SYRVFCH09	03/07/2024	03/06/2026	95	173,060	1817.39		5,270		3,842		7,607			(1,427)					0001	
S&P 500 Index Option PTPT	Fixed Annuity Hedge	N/A	Equity/Index	AEL 85LNZLR1WR9SYRVFCH09	03/08/2024	03/07/2025	2,674	13,699,316	5123.69		600,044		275,020		941,188			(325,024)					0001	
S&P 500 Index Option PTPT	Fixed Annuity Hedge	N/A	Equity/Index	AEL 85LNZLR1WR9SYRVFCH09	03/08/2024	03/10/2025	1,017	5,213,100	5123.69		235,033		107,724		364,026			(127,310)					0001	
S&P Digital	Fixed Annuity Hedge	N/A	Equity/Index	AEL 85LNZLR1WR9SYRVFCH09	03/08/2024	03/07/2025	2	9,148	5123.69		93		43		120			(51)					0001	
S&P Digital	Fixed Annuity Hedge	N/A	Equity/Index	AEL 85LNZLR1WR9SYRVFCH09	03/08/2024	03/10/2025	1	7,001	5123.69		71		33		92			(39)					0001	
S&P 500 Dividend Aristocrats Daily Risk Control 5% Total Return	Fixed Annuity Hedge	N/A	Equity/Index	AEL 85LNZLR1WR9SYRVFCH09	03/08/2024	03/07/2025	11	36,037	3368.52		1,568		718		2,336			(849)					0001	
S&P 500 Dividend Aristocrats Daily Risk Control 5% Excess Return	Fixed Annuity Hedge	N/A	Equity/Index	AEL 85LNZLR1WR9SYRVFCH09	03/08/2024	03/07/2025	2,133	3,875,041	1816.95		83,701		38,363		131,888			(45,338)					0001	
S&P 500 Dividend Aristocrats Daily Risk Control 5% Excess Return	Fixed Annuity Hedge	N/A	Equity/Index	AEL 85LNZLR1WR9SYRVFCH09	03/08/2024	03/06/2026	93	168,373	1816.95		5,152		3,757		7,430			(1,395)					0001	
S&P 500 Dividend Aristocrats Daily Risk Control 5% Excess Return	Fixed Annuity Hedge	N/A	Equity/Index	AEL 85LNZLR1WR9SYRVFCH09	03/08/2024	03/09/2026	160	291,280	1816.95		8,913		6,499		12,873			(2,414)					0001	
S&P 500 Dividend Aristocrats Daily Risk Control 5% Excess Return	Fixed Annuity Hedge	N/A	Equity/Index	AEL 85LNZLR1WR9SYRVFCH09	03/08/2024	03/10/2025	1,360	2,471,191	1816.95		53,378		24,465		84,356			(28,913)					0001	
S&P 500 Dividend Aristocrats Daily Risk Control 5% Excess Return	Fixed Annuity Hedge	N/A	Equity/Index	AEL 85LNZLR1WR9SYRVFCH09	03/08/2024	03/10/2026	50	90,123	1816.95		2,758		2,011		3,985			(747)					0001	

EOG.71

STATEMENT AS OF SEPTEMBER 30, 2024 OF THE EAGLE LIFE INSURANCE COMPANY

SCHEDULE DB - PART A - SECTION 1

Showing all Options, Caps, Floors, Collars, Swaps and Forwards Open as of Current Statement Date

1	2	3	4	5	6	7	8	9	10	11	12	13	14	15	16	17	18	19	20	21	22	23	
Description	Description of Item(s) Hedged, Used for Income Generation or Replicated	Schedule/ Exhibit Identifier	Type(s) of Risk(s) (a)	Exchange, Counterparty or Central Clearinghouse	Trade Date	Date of Maturity or Expiration	Number of Contracts	Notional Amount	Strike Price, Rate or Index Received (Paid)	Cumulative Prior Year(s) Initial Cost of Un-discounted Premium (Received) Paid	Current Year Initial Cost of Un-discounted Premium (Received) Paid	Current Year Income	Book/ Adjusted Carrying Value	Code	Fair Value	Unrealized Valuation Increase/ (Decrease)	Total Foreign Exchange Change in B./A.C.V.	Current Year's (Amortization)/ Accretion	Adjustment to Carrying Value of Hedged Item	Potential Exposure	Credit Quality of Reference Entity	Hedge Effectiveness at Inception and at Quarter-end (b)	
Invesco Dynamic Growth Index	Fixed Annuity Hedge	N/A	Equity/Index	AEL 85LNZLR1WR9SYRVFCH09	03/08/2024	03/07/2025	492	1,261,557	2565.32		27,628		12,663		15,017			(14,965)				0001	
Invesco Dynamic Growth Index	Fixed Annuity Hedge	N/A	Equity/Index	AEL 85LNZLR1WR9SYRVFCH09	03/08/2024	03/10/2025	57	146,268	2565.32		3,218		1,475		1,759			(1,743)				0001	
Invesco Dynamic Growth Index	Fixed Annuity Hedge	N/A	Equity/Index	AEL 85LNZLR1WR9SYRVFCH09	03/08/2024	03/06/2026	19	48,976	2565.32		1,499		1,093		1,106			(406)				0001	
Invesco Dynamic Growth Index	Fixed Annuity Hedge	N/A	Equity/Index	AEL 85LNZLR1WR9SYRVFCH09	03/11/2024	03/11/2025	52	133,340	2562.96		2,933		1,345		1,663			(1,589)				0001	
S&P 500 Index Option PTP	Fixed Annuity Hedge	N/A	Equity/Index	AEL 85LNZLR1WR9SYRVFCH09	03/11/2024	03/11/2025	627	3,211,305	5117.94		148,818		68,208		245,552			(80,610)				0001	
S&P 500 Dividend Aristocrats Daily Risk Control 5% Excess Return	Fixed Annuity Hedge	N/A	Equity/Index	AEL 85LNZLR1WR9SYRVFCH09	03/11/2024	03/11/2025	231	420,965	1820.11		9,093		4,168		13,786			(4,925)				0001	
S&P 500 Dividend Aristocrats Daily Risk Control 5% Excess Return	Fixed Annuity Hedge	N/A	Equity/Index	AEL 85LNZLR1WR9SYRVFCH09	03/11/2024	03/11/2026	17	30,518	1820.11		934		681		1,313			(253)				0001	
Franklin Global Trends Index	Fixed Annuity Hedge	N/A	Equity/Index	AEL 85LNZLR1WR9SYRVFCH09	03/12/2024	03/12/2025	1,945	472,974	243.23		11,068		5,073		22,467			(5,995)				0001	
Franklin Global Trends Index	Fixed Annuity Hedge	N/A	Equity/Index	AEL 85LNZLR1WR9SYRVFCH09	03/12/2024	03/12/2026	262	63,700	243.23		2,096		1,528		3,528			(568)				0001	
Invesco Dynamic Growth Index	Fixed Annuity Hedge	N/A	Equity/Index	AEL 85LNZLR1WR9SYRVFCH09	03/12/2024	03/12/2025	539	1,378,874	2560.42		30,335		13,904		17,877			(16,432)				0001	
Invesco Dynamic Growth Index	Fixed Annuity Hedge	N/A	Equity/Index	AEL 85LNZLR1WR9SYRVFCH09	03/12/2024	03/12/2026	127	324,488	2560.42		9,929		7,240		7,648			(2,689)				0001	
S&P 500 Index Option PTP	Fixed Annuity Hedge	N/A	Equity/Index	AEL 85LNZLR1WR9SYRVFCH09	03/12/2024	03/12/2025	1,011	5,229,891	5175.27		205,644		94,253		312,033			(111,390)				0001	
S&P 500 Dividend Aristocrats Daily Risk Control 5% Excess Return	Fixed Annuity Hedge	N/A	Equity/Index	AEL 85LNZLR1WR9SYRVFCH09	03/12/2024	03/12/2025	589	1,073,640	1823.74		23,298		10,678		33,487			(12,620)				0001	
S&P 500 Dividend Aristocrats Daily Risk Control 5% Excess Return	Fixed Annuity Hedge	N/A	Equity/Index	AEL 85LNZLR1WR9SYRVFCH09	03/12/2024	03/12/2026	512	933,425	1823.74		27,909		20,351		38,901			(7,559)				0001	
S&P 500 Index Option PTP	Fixed Annuity Hedge	N/A	Equity/Index	AEL 85LNZLR1WR9SYRVFCH09	03/13/2024	03/13/2025	845	4,365,280	5165.31		209,116		95,845		329,918			(113,271)				0001	
S&P 500 Index Option PTP	Fixed Annuity Hedge	N/A	Equity/Index	AEL 85LNZLR1WR9SYRVFCH09	03/13/2024	03/13/2026	64	332,848	5165.31		29,852		21,767		40,824			(8,085)				0001	
S&P 500 Dividend Aristocrats Daily Risk Control 5% Total Return	Fixed Annuity Hedge	N/A	Equity/Index	AEL 85LNZLR1WR9SYRVFCH09	03/13/2024	03/13/2025	79	267,152	3388.17		11,115		5,095		15,343			(6,021)				0001	
S&P 500 Dividend Aristocrats Daily Risk Control 5% Excess Return	Fixed Annuity Hedge	N/A	Equity/Index	AEL 85LNZLR1WR9SYRVFCH09	03/13/2024	03/13/2025	261	477,407	1826.17		10,312		4,726		14,409			(5,586)				0001	
S&P 500 Dividend Aristocrats Daily Risk Control 5% Excess Return	Fixed Annuity Hedge	N/A	Equity/Index	AEL 85LNZLR1WR9SYRVFCH09	03/13/2024	03/13/2026	50	91,465	1826.17		2,735		1,994		3,731			(741)				0001	
Franklin Global Trends Index	Fixed Annuity Hedge	N/A	Equity/Index	AEL 85LNZLR1WR9SYRVFCH09	03/13/2024	03/13/2025	332	80,836	243.18		1,892		867		3,857			(1,025)				0001	
Invesco Dynamic Growth Index	Fixed Annuity Hedge	N/A	Equity/Index	AEL 85LNZLR1WR9SYRVFCH09	03/13/2024	03/13/2025	362	928,421	2561.34		20,425		9,362		11,923			(11,064)				0001	
Invesco Dynamic Growth Index	Fixed Annuity Hedge	N/A	Equity/Index	AEL 85LNZLR1WR9SYRVFCH09	03/13/2024	03/13/2026	218	557,197	2561.34		17,050		12,432		13,055			(4,618)				0001	

E06.72

STATEMENT AS OF SEPTEMBER 30, 2024 OF THE EAGLE LIFE INSURANCE COMPANY

SCHEDULE DB - PART A - SECTION 1

Showing all Options, Caps, Floors, Collars, Swaps and Forwards Open as of Current Statement Date

1	2	3	4	5	6	7	8	9	10	11	12	13	14	15	16	17	18	19	20	21	22	23	
Description	Description of Item(s) Hedged, Used for Income Generation or Replicated	Schedule/ Exhibit Identifier	Type(s) of Risk(s) (a)	Exchange, Counterparty or Central Clearinghouse	Trade Date	Date of Maturity or Expiration	Number of Contracts	Notional Amount	Strike Price, Rate or Index Received (Paid)	Cumulative Prior Year(s) Initial Cost of Un-discounted Premium (Received) Paid	Current Year Initial Cost of Un-discounted Premium (Received) Paid	Current Year Income	Book/ Adjusted Carrying Value	Code	Fair Value	Unrealized Valuation Increase/ (Decrease)	Total Foreign Exchange Change in B./A.C.V.	Current Year's (Amortization)/ Accretion	Adjustment to Carrying Value of Hedged Item	Potential Exposure	Credit Quality of Reference Entity	Hedge Effectiveness at Inception and at Quarter-end (b)	
Invesco Dynamic Growth Index	Fixed Annuity Hedge	N/A	Equity/Index	AEL 85LNZLR1WR9SYRVFCH09	03/14/2024	03/14/2025	41	103,277	2546.92		2,262		1,037		1,613			(1,225)				0001	
Invesco Dynamic Growth Index	Fixed Annuity Hedge	N/A	Equity/Index	AEL 85LNZLR1WR9SYRVFCH09	03/14/2024	03/13/2026	118	299,694	2546.92		9,141		6,665		7,815			(2,476)				0001	
S&P 500 Index Option	Fixed Annuity Hedge	N/A	Equity/Index	AEL 85LNZLR1WR9SYRVFCH09	03/14/2024	03/14/2025	527	2,715,736	5150.48		145,556		66,713		232,803			(78,843)				0001	
S&P 500 Dividend Aristocrats Daily Risk Control 5% Excess Return	Fixed Annuity Hedge	N/A	Equity/Index	AEL 85LNZLR1WR9SYRVFCH09	03/14/2024	03/14/2025	347	632,093	1819.31		13,653		6,258		20,991			(7,395)				0001	
Blackrock Adaptive US Equity Index 7%	Fixed Annuity Hedge	N/A	Equity/Index	AEL 85LNZLR1WR9SYRVFCH09	03/19/2024	03/19/2026	139	154,917	1113.39		5,964		4,349		7,949			(1,615)				0001	
S&P 500 Index Option	Fixed Annuity Hedge	N/A	Equity/Index	AEL 85LNZLR1WR9SYRVFCH09	03/19/2024	03/19/2025	1,092	5,656,156	5178.51		320,421		146,860		507,387			(173,562)				0001	
S&P 500 Index Option	Fixed Annuity Hedge	N/A	Equity/Index	AEL 85LNZLR1WR9SYRVFCH09	03/19/2024	03/19/2026	2	11,690	5178.51		613		447		767			(166)				0001	
S&P 500 Dividend Aristocrats Daily Risk Control 5% Total Return	Fixed Annuity Hedge	N/A	Equity/Index	AEL 85LNZLR1WR9SYRVFCH09	03/19/2024	03/19/2025	82	279,356	3389.29		12,947		5,934		17,794			(7,013)				0001	
S&P 500 Dividend Aristocrats Daily Risk Control 5% Excess Return	Fixed Annuity Hedge	N/A	Equity/Index	AEL 85LNZLR1WR9SYRVFCH09	03/19/2024	03/19/2025	729	1,331,365	1825.12		28,891		13,242		41,070			(15,649)				0001	
S&P 500 Dividend Aristocrats Daily Risk Control 5% Excess Return	Fixed Annuity Hedge	N/A	Equity/Index	AEL 85LNZLR1WR9SYRVFCH09	03/19/2024	03/19/2026	60	109,560	1825.12		3,331		2,429		4,528			(902)				0001	
Franklin Global Trends Index	Fixed Annuity Hedge	N/A	Equity/Index	AEL 85LNZLR1WR9SYRVFCH09	03/20/2024	03/20/2026	729	177,625	243.58		5,826		4,248		9,668			(1,578)				0001	
Invesco Dynamic Growth Index	Fixed Annuity Hedge	N/A	Equity/Index	AEL 85LNZLR1WR9SYRVFCH09	03/20/2024	03/20/2025	61	155,521	2562.81		3,406		1,561		2,001			(1,845)				0001	
Invesco Dynamic Growth Index	Fixed Annuity Hedge	N/A	Equity/Index	AEL 85LNZLR1WR9SYRVFCH09	03/20/2024	03/20/2026	143	367,500	2562.81		11,209		8,173		8,573			(3,036)				0001	
S&P 500 Index Option	Fixed Annuity Hedge	N/A	Equity/Index	AEL 85LNZLR1WR9SYRVFCH09	03/20/2024	03/20/2025	1,124	5,871,591	5224.62		299,830		137,422		449,691			(162,408)				0001	
S&P 500 Index Option	Fixed Annuity Hedge	N/A	Equity/Index	AEL 85LNZLR1WR9SYRVFCH09	03/20/2024	03/20/2026	47	245,922	5224.62		20,131		14,679		25,938			(5,452)				0001	
S&P 500 Dividend Aristocrats Daily Risk Control 5% Total Return	Fixed Annuity Hedge	N/A	Equity/Index	AEL 85LNZLR1WR9SYRVFCH09	03/20/2024	03/20/2025	134	456,501	3396.66		19,050		8,731		25,637			(10,319)				0001	
S&P 500 Dividend Aristocrats Daily Risk Control 5% Excess Return	Fixed Annuity Hedge	N/A	Equity/Index	AEL 85LNZLR1WR9SYRVFCH09	03/20/2024	03/20/2025	37	68,139	1828.81		1,492		684		1,999			(808)				0001	
S&P 500 Dividend Aristocrats Daily Risk Control 5% Excess Return	Fixed Annuity Hedge	N/A	Equity/Index	AEL 85LNZLR1WR9SYRVFCH09	03/20/2024	03/20/2026	932	1,703,677	1828.81		51,962		37,889		68,137			(14,073)				0001	
S&P 500 Index Option	Fixed Annuity Hedge	N/A	Equity/Index	AEL 85LNZLR1WR9SYRVFCH09	03/21/2024	03/21/2025	1,083	5,674,439	5241.53		289,201		132,550		430,581			(156,651)				0001	
S&P 500 Dividend Aristocrats Daily Risk Control 5% Excess Return	Fixed Annuity Hedge	N/A	Equity/Index	AEL 85LNZLR1WR9SYRVFCH09	03/21/2024	03/21/2025	970	1,779,235	1834.7		38,467		17,631		47,999			(20,836)				0001	

E06.73

STATEMENT AS OF SEPTEMBER 30, 2024 OF THE EAGLE LIFE INSURANCE COMPANY

SCHEDULE DB - PART A - SECTION 1

Showing all Options, Caps, Floors, Collars, Swaps and Forwards Open as of Current Statement Date

1	2	3	4	5	6	7	8	9	10	11	12	13	14	15	16	17	18	19	20	21	22	23		
Description	Description of Item(s) Hedged, Used for Income Generation or Replicated	Schedule/ Exhibit Identifier	Type(s) of Risk(s) (a)	Exchange, Counterparty or Central Clearinghouse	Trade Date	Date of Maturity or Expiration	Number of Contracts	Notional Amount	Strike Price, Rate or Index Received (Paid)	Cumulative Prior Year(s) Initial Cost of Un-discounted Premium (Received) Paid	Current Year Initial Cost of Un-discounted Premium (Received) Paid	Current Year Income	Book/ Adjusted Carrying Value	Code	Fair Value	Unrealized Valuation Increase/ (Decrease)	Total Foreign Exchange Change in B./A.C.V.	Current Year's (Amortization)/ Accretion	Adjustment to Carrying Value of Hedged Item	Potential Exposure	Credit Quality of Reference Entity	Hedge Effectiveness at Inception and at Quarter-end (b)		
S&P 500 Dividend Aristocrats Daily Risk Control 5% Excess Return	Fixed Annuity Hedge	N/A	Equity/Index	AEL 85LNZLR1WR9SYRVFCH09	03/21/2024	03/20/2026	49	89,320	1834.7		2,744		2,001		3,384			(743)				0001		
Franklin Global Trends Index	Fixed Annuity Hedge	N/A	Equity/Index	AEL 85LNZLR1WR9SYRVFCH09	03/21/2024	03/21/2025	311	75,736	243.79		1,772		812		3,455			(960)					0001	
Invesco Dynamic Growth Index	Fixed Annuity Hedge	N/A	Equity/Index	AEL 85LNZLR1WR9SYRVFCH09	03/21/2024	03/21/2025	130	333,926	2570.45		7,346		3,367		3,880			(3,979)					0001	
Blackrock Adaptive US Equity Index 7%	Fixed Annuity Hedge	N/A	Equity/Index	AEL 85LNZLR1WR9SYRVFCH09	03/21/2024	03/21/2025	17	19,224	1121.74		550		252		660			(298)					0001	
Franklin Global Trends Index	Fixed Annuity Hedge	N/A	Equity/Index	AEL 85LNZLR1WR9SYRVFCH09	03/22/2024	03/24/2025	1,230	299,280	243.4		7,033		3,223		14,106			(3,810)					0001	
Invesco Dynamic Growth Index	Fixed Annuity Hedge	N/A	Equity/Index	AEL 85LNZLR1WR9SYRVFCH09	03/22/2024	03/21/2025	209	537,756	2568.3		11,777		5,398		6,438			(6,379)					0001	
Invesco Dynamic Growth Index	Fixed Annuity Hedge	N/A	Equity/Index	AEL 85LNZLR1WR9SYRVFCH09	03/22/2024	03/24/2025	651	1,670,922	2568.3		36,760		16,848		20,202			(19,912)					0001	
Invesco Dynamic Growth Index	Fixed Annuity Hedge	N/A	Equity/Index	AEL 85LNZLR1WR9SYRVFCH09	03/22/2024	03/20/2026	11	28,130	2568.3		858		626		630			(232)					0001	
Invesco Dynamic Growth Index	Fixed Annuity Hedge	N/A	Equity/Index	AEL 85LNZLR1WR9SYRVFCH09	03/22/2024	03/23/2026	160	410,700	2568.3		12,567		9,164		9,220			(3,404)					0001	
S&P 500 Index Option	Fixed Annuity Hedge	N/A	Equity/Index	AEL 85LNZLR1WR9SYRVFCH09	03/22/2024	03/21/2025	2,188	11,453,470	5234.18		508,281		232,962		753,692			(275,319)					0001	
S&P 500 Index Option	Fixed Annuity Hedge	N/A	Equity/Index	AEL 85LNZLR1WR9SYRVFCH09	03/22/2024	03/24/2025	773	4,047,385	5234.18		150,232		68,856		217,785			(81,376)					0001	
S&P 500 Dividend Aristocrats Daily Risk Control 5% Total Return	Fixed Annuity Hedge	N/A	Equity/Index	AEL 85LNZLR1WR9SYRVFCH09	03/22/2024	03/21/2025	21	70,396	3400.11		3,169		1,452		4,259			(1,716)					0001	
S&P 500 Dividend Aristocrats Daily Risk Control 5% Total Return	Fixed Annuity Hedge	N/A	Equity/Index	AEL 85LNZLR1WR9SYRVFCH09	03/22/2024	03/24/2025	61	206,259	3400.11		8,849		4,056		11,894			(4,793)					0001	
S&P 500 Dividend Aristocrats Daily Risk Control 5% Excess Return	Fixed Annuity Hedge	N/A	Equity/Index	AEL 85LNZLR1WR9SYRVFCH09	03/22/2024	03/21/2025	1,185	2,168,051	1830.12		47,264		21,662		62,498			(25,601)					0001	
S&P 500 Dividend Aristocrats Daily Risk Control 5% Excess Return	Fixed Annuity Hedge	N/A	Equity/Index	AEL 85LNZLR1WR9SYRVFCH09	03/22/2024	03/20/2026	16	28,841	1830.12		874		637		1,140			(237)					0001	
S&P 500 Dividend Aristocrats Daily Risk Control 5% Excess Return	Fixed Annuity Hedge	N/A	Equity/Index	AEL 85LNZLR1WR9SYRVFCH09	03/22/2024	03/23/2026	40	73,950	1830.12		2,233		1,628		2,928			(605)					0001	
S&P 500 Dividend Aristocrats Daily Risk Control 5% Excess Return	Fixed Annuity Hedge	N/A	Equity/Index	AEL 85LNZLR1WR9SYRVFCH09	03/22/2024	03/24/2025	675	1,234,432	1830.12		26,911		12,334		35,723			(14,577)					0001	
S&P 500 Dividend Aristocrats Daily Risk Control 5% Excess Return	Fixed Annuity Hedge	N/A	Equity/Index	AEL 85LNZLR1WR9SYRVFCH09	03/22/2024	03/24/2026	13	24,422	1830.12		740		540		967			(200)					0001	
Franklin Global Trends Index	Fixed Annuity Hedge	N/A	Equity/Index	AEL 85LNZLR1WR9SYRVFCH09	03/25/2024	03/25/2025	261	63,433	243		1,484		680		3,086			(804)					0001	
Invesco Dynamic Growth Index	Fixed Annuity Hedge	N/A	Equity/Index	AEL 85LNZLR1WR9SYRVFCH09	03/25/2024	03/25/2025	115	295,184	2566.54		6,494		2,976		3,667			(3,518)					0001	
Invesco Dynamic Growth Index	Fixed Annuity Hedge	N/A	Equity/Index	AEL 85LNZLR1WR9SYRVFCH09	03/25/2024	03/25/2026	33	85,138	2566.54		2,605		1,900		1,941			(706)					0001	

E06.74

STATEMENT AS OF SEPTEMBER 30, 2024 OF THE EAGLE LIFE INSURANCE COMPANY

SCHEDULE DB - PART A - SECTION 1

Showing all Options, Caps, Floors, Collars, Swaps and Forwards Open as of Current Statement Date

1	2	3	4	5	6	7	8	9	10	11	12	13	14	15	16	17	18	19	20	21	22	23	
Description	Description of Item(s) Hedged, Used for Income Generation or Replicated	Schedule/ Exhibit Identifier	Type(s) of Risk(s) (a)	Exchange, Counterparty or Central Clearinghouse	Trade Date	Date of Maturity or Expiration	Number of Contracts	Notional Amount	Strike Price, Rate or Index Received (Paid)	Cumulative Prior Year(s) Initial Cost of Un-discounted Premium (Received) Paid	Current Year Initial Cost of Un-discounted Premium (Received) Paid	Current Year Income	Book/ Adjusted Carrying Value	Code	Fair Value	Unrealized Valuation Increase/ (Decrease)	Total Foreign Exchange Change in B./A.C.V.	Current Year's (Amortization)/ Accretion	Adjustment to Carrying Value of Hedged Item	Potential Exposure	Credit Quality of Reference Entity	Hedge Effectiveness at Inception and at Quarter-end (b)	
Blackrock Adaptive US Equity Index 7% S&P 500 Index Option	Fixed Annuity Hedge	N/A	Equity/Index	AEL 85LNZLR1WR9SYRVFCH09	03/25/2024	03/25/2025	151	168,667	1118.11		4,831		2,214		6,200			(2,617)				0001	
S&P 500 Dividend Aristocrats Daily Risk Control 5% Excess Return	Fixed Annuity Hedge	N/A	Equity/Index	AEL 85LNZLR1WR9SYRVFCH09	03/25/2024	03/25/2025	969	5,056,100	5218.19		231,906		106,290		350,803			(125,616)				0001	
S&P 500 Dividend Aristocrats Daily Risk Control 5% Excess Return	Fixed Annuity Hedge	N/A	Equity/Index	AEL 85LNZLR1WR9SYRVFCH09	03/25/2024	03/25/2025	750	1,368,705	1825.85		29,975		13,738		42,093			(16,236)				0001	
Invesco Dynamic Growth Index	Fixed Annuity Hedge	N/A	Equity/Index	AEL 85LNZLR1WR9SYRVFCH09	03/26/2024	03/26/2026	57	104,850	1825.85		3,135		2,286		4,319			(849)				0001	
S&P 500 Index Option	Fixed Annuity Hedge	N/A	Equity/Index	AEL 85LNZLR1WR9SYRVFCH09	03/26/2024	03/26/2025	44	112,556	2566.66		3,444		2,511		2,566			(933)				0001	
S&P 500 Dividend Aristocrats Daily Risk Control 5% Total Return	Fixed Annuity Hedge	N/A	Equity/Index	AEL 85LNZLR1WR9SYRVFCH09	03/26/2024	03/26/2025	1,088	5,659,002	5203.58		261,637		119,917		400,683			(141,720)				0001	
S&P 500 Dividend Aristocrats Daily Risk Control 5% Excess Return	Fixed Annuity Hedge	N/A	Equity/Index	AEL 85LNZLR1WR9SYRVFCH09	03/26/2024	03/26/2025	31	105,862	3394.26		4,830		2,214		6,639			(2,616)				0001	
S&P 500 Dividend Aristocrats Daily Risk Control 5% Excess Return	Fixed Annuity Hedge	N/A	Equity/Index	AEL 85LNZLR1WR9SYRVFCH09	03/26/2024	03/26/2025	1,030	1,879,824	1825.87		40,980		18,783		57,863			(22,198)				0001	
Franklin Global Trends Index	Fixed Annuity Hedge	N/A	Equity/Index	AEL 85LNZLR1WR9SYRVFCH09	03/26/2024	03/26/2026	505	922,071	1825.87		28,123		20,506		38,000			(7,617)				0001	
Franklin Global Trends Index	Fixed Annuity Hedge	N/A	Equity/Index	AEL 85LNZLR1WR9SYRVFCH09	03/27/2024	03/27/2025	43	10,562	244.17		247		113		469			(134)				0001	
Invesco Dynamic Growth Index	Fixed Annuity Hedge	N/A	Equity/Index	AEL 85LNZLR1WR9SYRVFCH09	03/27/2024	03/27/2026	25	6,164	244.17		202		147		325			(55)				0001	
Invesco Dynamic Growth Index	Fixed Annuity Hedge	N/A	Equity/Index	AEL 85LNZLR1WR9SYRVFCH09	03/27/2024	03/27/2025	79	203,737	2581.65		4,482		2,054		2,064			(2,428)				0001	
S&P 500 Index Option	Fixed Annuity Hedge	N/A	Equity/Index	AEL 85LNZLR1WR9SYRVFCH09	03/27/2024	03/27/2026	118	303,394	2581.65		9,284		6,769		6,175			(2,514)				0001	
S&P 500 Dividend Aristocrats Daily Risk Control 5% Excess Return	Fixed Annuity Hedge	N/A	Equity/Index	AEL 85LNZLR1WR9SYRVFCH09	03/27/2024	03/27/2025	799	4,195,491	5248.49		211,177		96,790		313,636			(114,388)				0001	
Franklin Global Trends Index	Fixed Annuity Hedge	N/A	Equity/Index	AEL 85LNZLR1WR9SYRVFCH09	03/14/2024	03/13/2026	110	200,514	1819.31		5,955		4,342		8,698			(1,613)				0001	
Invesco Dynamic Growth Index	Fixed Annuity Hedge	N/A	Equity/Index	AEL 85LNZLR1WR9SYRVFCH09	03/15/2024	03/14/2025	919	222,298	241.76		5,202		2,384		11,833			(2,818)				0001	
Invesco Dynamic Growth Index	Fixed Annuity Hedge	N/A	Equity/Index	AEL 85LNZLR1WR9SYRVFCH09	03/15/2024	03/14/2025	276	701,165	2545		15,356		7,038		11,223			(8,318)				0001	
Invesco Dynamic Growth Index	Fixed Annuity Hedge	N/A	Equity/Index	AEL 85LNZLR1WR9SYRVFCH09	03/15/2024	03/17/2025	120	306,268	2545		6,738		3,088		4,939			(3,650)				0001	
Invesco Dynamic Growth Index	Fixed Annuity Hedge	N/A	Equity/Index	AEL 85LNZLR1WR9SYRVFCH09	03/15/2024	03/13/2026	45	114,598	2545		3,495		2,549		3,030			(947)				0001	
Blackrock Adaptive US Equity Index 7%	Fixed Annuity Hedge	N/A	Equity/Index	AEL 85LNZLR1WR9SYRVFCH09	03/15/2024	03/14/2025	10	11,251	1105		322		147		508			(174)				0001	
Blackrock Adaptive US Equity Index 7%	Fixed Annuity Hedge	N/A	Equity/Index	AEL 85LNZLR1WR9SYRVFCH09	03/15/2024	03/13/2026	196	216,825	1105		8,367		6,101		12,150			(2,266)				0001	
S&P 500 Index Option	Fixed Annuity Hedge	N/A	Equity/Index	AEL 85LNZLR1WR9SYRVFCH09	03/15/2024	03/14/2025	1,958	10,020,122	5117.09		408,544		187,250		638,501			(221,295)				0001	
S&P 500 Index Option	Fixed Annuity Hedge	N/A	Equity/Index	AEL 85LNZLR1WR9SYRVFCH09	03/15/2024	03/17/2025	817	4,180,673	5117.09		170,105		77,965		260,661			(92,140)				0001	

E06.75

STATEMENT AS OF SEPTEMBER 30, 2024 OF THE EAGLE LIFE INSURANCE COMPANY

SCHEDULE DB - PART A - SECTION 1

Showing all Options, Caps, Floors, Collars, Swaps and Forwards Open as of Current Statement Date

1	2	3	4	5	6	7	8	9	10	11	12	13	14	15	16	17	18	19	20	21	22	23	
Description	Description of Item(s) Hedged, Used for Income Generation or Replicated	Schedule/ Exhibit Identifier	Type(s) of Risk(s) (a)	Exchange, Counterparty or Central Clearinghouse	Trade Date	Date of Maturity or Expiration	Number of Contracts	Notional Amount	Strike Price, Rate or Index Received (Paid)	Cumulative Prior Year(s) Initial Cost of Un-discounted Premium (Received) Paid	Current Year Initial Cost of Un-discounted Premium (Received) Paid	Current Year Income	Book/ Adjusted Carrying Value	Code	Fair Value	Unrealized Valuation Increase/ (Decrease)	Total Foreign Exchange Change in B./A.C.V.	Current Year's (Amortization)/ Accretion	Adjustment to Carrying Value of Hedged Item	Potential Exposure	Credit Quality of Reference Entity	Hedge Effectiveness at Inception and at Quarter-end (b)	
S&P 500 Index Option CLQ	Fixed Annuity Hedge	N/A	Equity/Index	AEL 85LNZLR1WR9SYRVFCH09	03/15/2024	03/17/2025	1	3,845	5117.09		85		39		180				(46)			0001	
S&P 500 Dividend Aristocrats Daily Risk Control 5% Total Return	Fixed Annuity Hedge	N/A	Equity/Index	AEL 85LNZLR1WR9SYRVFCH09	03/15/2024	03/14/2025	13	44,311	3376.79		1,954		896		2,800				(1,058)			0001	
S&P 500 Dividend Aristocrats Daily Risk Control 5% Excess Return	Fixed Annuity Hedge	N/A	Equity/Index	AEL 85LNZLR1WR9SYRVFCH09	03/15/2024	03/14/2025	1,349	2,454,470	1819.49		53,262		24,412		81,313				(28,850)			0001	
S&P 500 Dividend Aristocrats Daily Risk Control 5% Excess Return	Fixed Annuity Hedge	N/A	Equity/Index	AEL 85LNZLR1WR9SYRVFCH09	03/15/2024	03/13/2026	70	126,585	1819.49		3,861		2,815		5,482				(1,046)			0001	
S&P 500 Dividend Aristocrats Daily Risk Control 5% Excess Return	Fixed Annuity Hedge	N/A	Equity/Index	AEL 85LNZLR1WR9SYRVFCH09	03/15/2024	03/16/2026	57	103,557	1819.49		3,148		2,296		4,492				(853)			0001	
S&P 500 Dividend Aristocrats Daily Risk Control 5% Excess Return	Fixed Annuity Hedge	N/A	Equity/Index	AEL 85LNZLR1WR9SYRVFCH09	03/15/2024	03/17/2025	519	944,913	1819.49		20,505		9,398		31,400				(11,107)			0001	
Invesco Dynamic Growth Index	Fixed Annuity Hedge	N/A	Equity/Index	AEL 85LNZLR1WR9SYRVFCH09	03/18/2024	03/18/2025	25	63,013	2541.35		1,380		632		1,067				(747)			0001	
Blackrock Adaptive US Equity Index 7%	Fixed Annuity Hedge	N/A	Equity/Index	AEL 85LNZLR1WR9SYRVFCH09	03/18/2024	03/18/2025	42	46,500	1109.54		1,330		610		1,958				(720)			0001	
S&P 500 Index Option PTP	Fixed Annuity Hedge	N/A	Equity/Index	AEL 85LNZLR1WR9SYRVFCH09	03/18/2024	03/18/2025	709	3,648,610	5149.42		145,193		66,547		225,372				(78,646)			0001	
S&P 500 Dividend Aristocrats Daily Risk Control 5% Excess Return	Fixed Annuity Hedge	N/A	Equity/Index	AEL 85LNZLR1WR9SYRVFCH09	03/18/2024	03/18/2025	1,557	2,833,583	1820.04		61,772		28,312		93,569				(33,460)			0001	
S&P 500 Dividend Aristocrats Daily Risk Control 5% Excess Return	Fixed Annuity Hedge	N/A	Equity/Index	AEL 85LNZLR1WR9SYRVFCH09	03/18/2024	03/18/2026	173	314,451	1820.04		9,465		6,902		13,588				(2,563)			0001	
Franklin Global Trends Index	Fixed Annuity Hedge	N/A	Equity/Index	AEL 85LNZLR1WR9SYRVFCH09	03/19/2024	03/19/2025	987	239,255	242.46		5,599		2,566		12,105				(3,033)			0001	
Franklin Global Trends Index	Fixed Annuity Hedge	N/A	Equity/Index	AEL 85LNZLR1WR9SYRVFCH09	03/19/2024	03/19/2026	745	180,750	242.46		5,929		4,323		10,483				(1,606)			0001	
Invesco Dynamic Growth Index	Fixed Annuity Hedge	N/A	Equity/Index	AEL 85LNZLR1WR9SYRVFCH09	03/19/2024	03/19/2025	178	454,585	2550.24		9,955		4,563		6,890				(5,393)			0001	
Invesco Dynamic Growth Index	Fixed Annuity Hedge	N/A	Equity/Index	AEL 85LNZLR1WR9SYRVFCH09	03/19/2024	03/19/2026	54	137,821	2550.24		4,204		3,065		3,526				(1,138)			0001	
Blackrock Adaptive US Equity Index 7%	Fixed Annuity Hedge	N/A	Equity/Index	AEL 85LNZLR1WR9SYRVFCH09	03/19/2024	03/19/2025	246	273,709	1113.39		7,828		3,588		10,824				(4,240)			0001	
S&P 500 Index Option PTP	Fixed Annuity Hedge	N/A	Equity/Index	AEL 85LNZLR1WR9SYRVFCH09	03/27/2024	03/27/2026	4	20,906	5248.49		2,785		2,030		3,645				(754)			0001	
S&P 500 Index Option CLQ	Fixed Annuity Hedge	N/A	Equity/Index	AEL 85LNZLR1WR9SYRVFCH09	03/27/2024	03/27/2025	1	3,182	5248.49		91		42		159				(49)			0001	
S&P 500 Dividend Aristocrats Daily Risk Control 5% Total Return	Fixed Annuity Hedge	N/A	Equity/Index	AEL 85LNZLR1WR9SYRVFCH09	03/27/2024	03/27/2025	170	581,029	3426.96		25,144		11,524		29,738				(13,619)			0001	
S&P 500 Index Option PTP	Fixed Annuity Hedge	N/A	Equity/Index	AEL 85LNZLR1WR9SYRVFCH09	03/28/2024	03/28/2025	3,562	18,715,445	5254.35		871,910		399,625		1,272,767				(472,285)			0001	

E06.76

STATEMENT AS OF SEPTEMBER 30, 2024 OF THE EAGLE LIFE INSURANCE COMPANY

SCHEDULE DB - PART A - SECTION 1

Showing all Options, Caps, Floors, Collars, Swaps and Forwards Open as of Current Statement Date

1	2	3	4	5	6	7	8	9	10	11	12	13	14	15	16	17	18	19	20	21	22	23	
Description	Description of Item(s) Hedged, Used for Income Generation or Replicated	Schedule/ Exhibit Identifier	Type(s) of Risk(s) (a)	Exchange, Counterparty or Central Clearinghouse	Trade Date	Date of Maturity or Expiration	Number of Contracts	Notional Amount	Strike Price, Rate or Index Received (Paid)	Cumulative Prior Year(s) Initial Cost of Un-discounted Premium (Received) Paid	Current Year Initial Cost of Un-discounted Premium (Received) Paid	Current Year Income	Book/ Adjusted Carrying Value	Code	Fair Value	Unrealized Valuation Increase/ (Decrease)	Total Foreign Exchange Change in B./A.C.V.	Current Year's (Amortization)/ Accretion	Adjustment to Carrying Value of Hedged Item	Potential Exposure	Credit Quality of Reference Entity	Hedge Effectiveness at Inception and at Quarter-end (b)	
S&P 500 Index Option PTPT	Fixed Annuity Hedge	N/A	Equity/Index	AEL 85LNZLR1WR9SYRVFCH09	03/28/2024	03/31/2025	988	5,193,680	5254.35		166,784		76,443		234,276			(90,341)				0001	
S&P 500 Dividend Aristocrats Daily Risk Control 5% Total Return	Fixed Annuity Hedge	N/A	Equity/Index	AEL 85LNZLR1WR9SYRVFCH09	03/28/2024	03/28/2025	84	288,526	3434.41		12,963		5,941		14,416			(7,022)				0001	
S&P 500 Dividend Aristocrats Daily Risk Control 5% Total Return	Fixed Annuity Hedge	N/A	Equity/Index	AEL 85LNZLR1WR9SYRVFCH09	03/28/2024	03/31/2025	3	9,403	3434.41		450		206		502			(244)				0001	
S&P 500 Dividend Aristocrats Daily Risk Control 5% Excess Return	Fixed Annuity Hedge	N/A	Equity/Index	AEL 85LNZLR1WR9SYRVFCH09	03/27/2024	03/27/2025	375	690,954	1843.18		15,132		6,935		16,565			(8,196)				0001	
S&P 500 Dividend Aristocrats Daily Risk Control 5% Excess Return	Fixed Annuity Hedge	N/A	Equity/Index	AEL 85LNZLR1WR9SYRVFCH09	03/27/2024	03/27/2026	99	183,038	1843.18		5,638		4,111		6,435			(1,527)				0001	
Franklin Global Trends Index	Fixed Annuity Hedge	N/A	Equity/Index	AEL 85LNZLR1WR9SYRVFCH09	03/28/2024	03/28/2025	1,221	298,296	244.21		6,980		3,199		13,199			(3,781)				0001	
Invesco Dynamic Growth Index	Fixed Annuity Hedge	N/A	Equity/Index	AEL 85LNZLR1WR9SYRVFCH09	03/28/2024	03/28/2025	267	689,628	2585.12		15,172		6,954		6,672			(8,218)				0001	
Invesco Dynamic Growth Index	Fixed Annuity Hedge	N/A	Equity/Index	AEL 85LNZLR1WR9SYRVFCH09	03/28/2024	03/31/2025	265	684,512	2585.12		15,059		6,902		6,699			(8,157)				0001	
Invesco Dynamic Growth Index	Fixed Annuity Hedge	N/A	Equity/Index	AEL 85LNZLR1WR9SYRVFCH09	03/28/2024	03/27/2026	4	9,846	2585.12		300		219		195			(81)				0001	
Blackrock Adaptive US Equity Index 7%	Fixed Annuity Hedge	N/A	Equity/Index	AEL 85LNZLR1WR9SYRVFCH09	03/28/2024	03/28/2025	3	3,774	1122.72		108		50		129			(59)				0001	
S&P 500 Dividend Aristocrats Daily Risk Control 5% Excess Return	Fixed Annuity Hedge	N/A	Equity/Index	AEL 85LNZLR1WR9SYRVFCH09	03/28/2024	03/28/2025	1,643	3,034,603	1846.9		66,154		30,321		68,797			(35,834)				0001	
S&P 500 Dividend Aristocrats Daily Risk Control 5% Excess Return	Fixed Annuity Hedge	N/A	Equity/Index	AEL 85LNZLR1WR9SYRVFCH09	03/28/2024	03/27/2026	65	119,499	1846.9		3,561		2,597		4,055			(964)				0001	
S&P 500 Dividend Aristocrats Daily Risk Control 5% Excess Return	Fixed Annuity Hedge	N/A	Equity/Index	AEL 85LNZLR1WR9SYRVFCH09	03/28/2024	03/30/2026	15	28,246	1846.9		847		618		960			(229)				0001	
S&P 500 Dividend Aristocrats Daily Risk Control 5% Excess Return	Fixed Annuity Hedge	N/A	Equity/Index	AEL 85LNZLR1WR9SYRVFCH09	03/28/2024	03/31/2025	432	797,095	1846.9		17,377		7,964		18,169			(9,412)				0001	
S&P 500 Dividend Aristocrats Daily Risk Control 5% Excess Return	Fixed Annuity Hedge	N/A	Equity/Index	AEL 85LNZLR1WR9SYRVFCH09	03/28/2024	03/31/2026	4	6,763	1846.9		204		149		230			(55)				0001	
UST 4.00% 02/15/34 Total Return Options Put	Fixed Annuity Hedge	N/A	Equity/Index	AEL 85LNZLR1WR9SYRVFCH09	03/27/2024	03/28/2025	162	15,852	98		173		79		47			(94)				0001	
S&P 500 Index Option PTPT	Fixed Annuity Hedge	N/A	Equity/Index	AEL 85LNZLR1WR9SYRVFCH09	04/15/2024	04/15/2025	904	4,577,520	5061.82		220,537		119,458		374,150			(101,080)				0001	

E06.77

STATEMENT AS OF SEPTEMBER 30, 2024 OF THE EAGLE LIFE INSURANCE COMPANY

SCHEDULE DB - PART A - SECTION 1

Showing all Options, Caps, Floors, Collars, Swaps and Forwards Open as of Current Statement Date

1	2	3	4	5	6	7	8	9	10	11	12	13	14	15	16	17	18	19	20	21	22	23	
Description	Description of Item(s) Hedged, Used for Income Generation or Replicated	Schedule/ Exhibit Identifier	Type(s) of Risk(s) (a)	Exchange, Counterparty or Central Clearinghouse	Trade Date	Date of Maturity or Expiration	Number of Contracts	Notional Amount	Strike Price, Rate or Index Received (Paid)	Cumulative Prior Year(s) Initial Cost of Un-discounted Premium (Received) Paid	Current Year Initial Cost of Un-discounted Premium (Received) Paid	Current Year Income	Book/ Adjusted Carrying Value	Code	Fair Value	Unrealized Valuation Increase/ (Decrease)	Total Foreign Exchange Change in B./A.C.V.	Current Year's (Amortization)/ Accretion	Adjustment to Carrying Value of Hedged Item	Potential Exposure	Credit Quality of Reference Entity	Hedge Effectiveness at Inception and at Quarter-end (b)	
S&P 500 Dividend Aristocrats Daily Risk Control 5% Excess Return	Fixed Annuity Hedge	N/A	Equity/Index	AEL 85LNZLR1WR9SYRVFCH09	04/15/2024	04/15/2025	467	839,415	1798.35		18,131		9,821		36,917			(8,310)				0001	
S&P 500 Dividend Aristocrats Daily Risk Control 5% Excess Return	Fixed Annuity Hedge	N/A	Equity/Index	AEL 85LNZLR1WR9SYRVFCH09	04/15/2024	04/15/2026	73	130,950	1798.35		3,942		3,038		6,880			(903)				0001	
Franklin Global Trends Index	Fixed Annuity Hedge	N/A	Equity/Index	AEL 85LNZLR1WR9SYRVFCH09	04/16/2024	04/16/2025	159	38,143	239.22		893		483		2,439			(409)				0001	
Invesco Dynamic Growth Index	Fixed Annuity Hedge	N/A	Equity/Index	AEL 85LNZLR1WR9SYRVFCH09	04/16/2024	04/16/2026	217	545,082	2508.09		16,516		12,731		19,039			(3,785)				0001	
S&P 500 Index Option PTP	Fixed Annuity Hedge	N/A	Equity/Index	AEL 85LNZLR1WR9SYRVFCH09	04/16/2024	04/16/2025	750	3,789,140	5051.41		185,757		100,618		315,505			(85,138)				0001	
S&P 500 Dividend Aristocrats Daily Risk Control 5% Excess Return	Fixed Annuity Hedge	N/A	Equity/Index	AEL 85LNZLR1WR9SYRVFCH09	04/16/2024	04/16/2025	723	1,297,104	1794.07		28,147		15,246		59,820			(12,901)				0001	
Invesco Dynamic Growth Index	Fixed Annuity Hedge	N/A	Equity/Index	AEL 85LNZLR1WR9SYRVFCH09	04/17/2024	04/17/2025	434	1,088,823	2510.59		23,845		12,916		27,505			(10,929)				0001	
Invesco Dynamic Growth Index	Fixed Annuity Hedge	N/A	Equity/Index	AEL 85LNZLR1WR9SYRVFCH09	04/17/2024	04/17/2026	68	169,598	2510.59		5,156		3,974		5,831			(1,182)				0001	
Blackrock Adaptive US Equity Index 7%	Fixed Annuity Hedge	N/A	Equity/Index	AEL 85LNZLR1WR9SYRVFCH09	04/17/2024	04/17/2025	58	62,766	1090.16		1,801		976		3,602			(826)				0001	
Blackrock Adaptive US Equity Index 7%	Fixed Annuity Hedge	N/A	Equity/Index	AEL 85LNZLR1WR9SYRVFCH09	04/17/2024	04/17/2026	137	149,539	1090.16		5,802		4,472		9,887			(1,330)				0001	
S&P 500 Index Option PTP	Fixed Annuity Hedge	N/A	Equity/Index	AEL 85LNZLR1WR9SYRVFCH09	04/17/2024	04/17/2025	1,010	5,070,026	5022.21		271,610		147,122		463,183			(124,488)				0001	
S&P 500 Index Option PTP	Fixed Annuity Hedge	N/A	Equity/Index	AEL 85LNZLR1WR9SYRVFCH09	04/17/2024	04/17/2026	33	166,709	5022.21		15,862		12,227		23,310			(3,635)				0001	
S&P 500 Dividend Aristocrats Daily Risk Control 5% Total Return	Fixed Annuity Hedge	N/A	Equity/Index	AEL 85LNZLR1WR9SYRVFCH09	04/17/2024	04/17/2025	91	304,464	3347.91		12,805		6,936		21,943			(5,869)				0001	
S&P 500 Dividend Aristocrats Daily Risk Control 5% Excess Return	Fixed Annuity Hedge	N/A	Equity/Index	AEL 85LNZLR1WR9SYRVFCH09	04/17/2024	04/17/2025	1,428	2,562,427	1794.93		55,348		29,980		117,141			(25,368)				0001	
S&P 500 Dividend Aristocrats Daily Risk Control 5% Excess Return	Fixed Annuity Hedge	N/A	Equity/Index	AEL 85LNZLR1WR9SYRVFCH09	04/17/2024	04/17/2026	41	72,750	1794.93		2,190		1,688		3,931			(502)				0001	
Franklin Global Trends Index	Fixed Annuity Hedge	N/A	Equity/Index	AEL 85LNZLR1WR9SYRVFCH09	04/18/2024	04/17/2025	1,011	241,685	238.99		5,631		3,050		15,687			(2,581)				0001	
Invesco Dynamic Growth Index	Fixed Annuity Hedge	N/A	Equity/Index	AEL 85LNZLR1WR9SYRVFCH09	04/18/2024	04/17/2025	327	820,800	2506.63		17,976		9,737		21,586			(8,239)				0001	
Invesco Dynamic Growth Index	Fixed Annuity Hedge	N/A	Equity/Index	AEL 85LNZLR1WR9SYRVFCH09	04/18/2024	04/17/2026	31	78,400	2506.63		2,376		1,831		2,766			(544)				0001	
Blackrock Adaptive US Equity Index 7%	Fixed Annuity Hedge	N/A	Equity/Index	AEL 85LNZLR1WR9SYRVFCH09	04/18/2024	04/17/2025	162	176,093	1088.71		5,036		2,728		10,305			(2,308)				0001	
S&P 500 Index Option PTP	Fixed Annuity Hedge	N/A	Equity/Index	AEL 85LNZLR1WR9SYRVFCH09	04/18/2024	04/17/2025	908	4,548,929	5011.12		261,834		141,827		446,018			(120,007)				0001	
S&P 500 Dividend Aristocrats Daily Risk Control 5% Excess Return	Fixed Annuity Hedge	N/A	Equity/Index	AEL 85LNZLR1WR9SYRVFCH09	04/18/2024	04/17/2025	503	903,475	1797.65		19,605		10,620		40,091			(8,986)				0001	

E06.78

STATEMENT AS OF SEPTEMBER 30, 2024 OF THE EAGLE LIFE INSURANCE COMPANY

SCHEDULE DB - PART A - SECTION 1

Showing all Options, Caps, Floors, Collars, Swaps and Forwards Open as of Current Statement Date

1	2	3	4	5	6	7	8	9	10	11	12	13	14	15	16	17	18	19	20	21	22	23	
Description	Description of Item(s) Hedged, Used for Income Generation or Replicated	Schedule/ Exhibit Identifier	Type(s) of Risk(s) (a)	Exchange, Counterparty or Central Clearinghouse	Trade Date	Date of Maturity or Expiration	Number of Contracts	Notional Amount	Strike Price, Rate or Index Received (Paid)	Cumulative Prior Year(s) Initial Cost of Un-discounted Premium (Received) Paid	Current Year Initial Cost of Un-discounted Premium (Received) Paid	Current Year Income	Book/ Adjusted Carrying Value	Code	Fair Value	Unrealized Valuation Increase/ (Decrease)	Total Foreign Exchange Change in B./A.C.V.	Current Year's (Amortization)/ Accretion	Adjustment to Carrying Value of Hedged Item	Potential Exposure	Credit Quality of Reference Entity	Hedge Effectiveness at Inception and at Quarter-end (b)	
S&P 500 Dividend Aristocrats Daily Risk Control 5% Excess Return	Fixed Annuity Hedge	N/A	Equity/Index	AEL 85LNZLR1WR9SYRVFCH09	04/18/2024	04/17/2026	138	248,563	1797.65		7,531		5,806		13,142			(1,726)				0001	
Franklin Global Trends Index	Fixed Annuity Hedge	N/A	Equity/Index	AEL 85LNZLR1WR9SYRVFCH09	04/19/2024	04/17/2025	27	6,475	238.91		151		82		422			(69)				0001	
Invesco Dynamic Growth Index	Fixed Annuity Hedge	N/A	Equity/Index	AEL 85LNZLR1WR9SYRVFCH09	04/19/2024	04/17/2025	286	718,225	2511.85		15,729		8,520		17,910			(7,209)				0001	
Invesco Dynamic Growth Index	Fixed Annuity Hedge	N/A	Equity/Index	AEL 85LNZLR1WR9SYRVFCH09	04/19/2024	04/21/2025	102	255,440	2511.85		5,620		3,044		6,403			(2,576)				0001	
Invesco Dynamic Growth Index	Fixed Annuity Hedge	N/A	Equity/Index	AEL 85LNZLR1WR9SYRVFCH09	04/19/2024	04/17/2026	11	26,646	2511.85		807		622		909			(185)				0001	
Blackrock Adaptive US Equity Index 7%	Fixed Annuity Hedge	N/A	Equity/Index	AEL 85LNZLR1WR9SYRVFCH09	04/19/2024	04/17/2026	13	14,550	1083.4		557		430		1,028			(128)				0001	
S&P 500 Index Option PTP	Fixed Annuity Hedge	N/A	Equity/Index	AEL 85LNZLR1WR9SYRVFCH09	04/19/2024	04/17/2025	2,028	10,072,198	4967.23		431,536		233,749		712,762			(197,787)				0001	
S&P 500 Index Option PTP	Fixed Annuity Hedge	N/A	Equity/Index	AEL 85LNZLR1WR9SYRVFCH09	04/19/2024	04/17/2026	28	138,600	4967.23		7,249		5,588		9,495			(1,661)				0001	
S&P 500 Index Option PTP	Fixed Annuity Hedge	N/A	Equity/Index	AEL 85LNZLR1WR9SYRVFCH09	04/19/2024	04/21/2025	949	4,712,718	4967.23		196,702		106,547		310,311			(90,155)				0001	
S&P 500 Dividend Aristocrats Daily Risk Control 5% Total Return	Fixed Annuity Hedge	N/A	Equity/Index	AEL 85LNZLR1WR9SYRVFCH09	04/19/2024	04/17/2025	20	66,679	3364.14		3,087		1,672		4,876			(1,415)				0001	
S&P 500 Index Option PTP	Fixed Annuity Hedge	N/A	Equity/Index	AEL 85LNZLR1WR9SYRVFCH09	04/01/2024	04/01/2025	837	4,390,992	5243.77		183,559		99,428		267,535			(84,131)				0001	
S&P 500 Dividend Aristocrats Daily Risk Control 5% Excess Return	Fixed Annuity Hedge	N/A	Equity/Index	AEL 85LNZLR1WR9SYRVFCH09	04/01/2024	04/01/2025	842	1,548,163	1839.5		33,750		18,281		39,551			(15,469)				0001	
S&P 500 Dividend Aristocrats Daily Risk Control 5% Excess Return	Fixed Annuity Hedge	N/A	Equity/Index	AEL 85LNZLR1WR9SYRVFCH09	04/01/2024	04/01/2026	388	713,340	1839.5		21,472		16,551		26,050			(4,921)				0001	
Franklin Global Trends Index	Fixed Annuity Hedge	N/A	Equity/Index	AEL 85LNZLR1WR9SYRVFCH09	04/02/2024	04/02/2026	811	196,980	243.01		6,461		4,980		11,126			(1,481)				0001	
Invesco Dynamic Growth Index	Fixed Annuity Hedge	N/A	Equity/Index	AEL 85LNZLR1WR9SYRVFCH09	04/02/2024	04/02/2025	8	21,188	2559.44		464		251		296			(213)				0001	
Invesco Dynamic Growth Index	Fixed Annuity Hedge	N/A	Equity/Index	AEL 85LNZLR1WR9SYRVFCH09	04/02/2024	04/02/2026	205	525,639	2559.44		16,032		12,358		12,727			(3,674)				0001	
S&P 500 Index Option PTP	Fixed Annuity Hedge	N/A	Equity/Index	AEL 85LNZLR1WR9SYRVFCH09	04/02/2024	04/02/2025	723	3,765,845	5205.81		195,043		105,648		300,192			(89,395)				0001	
S&P 500 Index Option PTP	Fixed Annuity Hedge	N/A	Equity/Index	AEL 85LNZLR1WR9SYRVFCH09	04/02/2024	04/02/2026	19	96,579	5205.81		13,149		10,136		17,622			(3,013)				0001	
S&P 500 Index Option CLQ	Fixed Annuity Hedge	N/A	Equity/Index	AEL 85LNZLR1WR9SYRVFCH09	04/02/2024	04/02/2025	38	197,332	5205.81		5,052		2,736		5,700			(2,315)				0001	
S&P 500 Dividend Aristocrats Daily Risk Control 5% Total Return	Fixed Annuity Hedge	N/A	Equity/Index	AEL 85LNZLR1WR9SYRVFCH09	04/02/2024	04/02/2025	6	19,556	3412.12		917		497		1,168			(420)				0001	
S&P 500 Dividend Aristocrats Daily Risk Control 5% Excess Return	Fixed Annuity Hedge	N/A	Equity/Index	AEL 85LNZLR1WR9SYRVFCH09	04/02/2024	04/02/2025	247	452,695	1833.52		9,823		5,321		12,632			(4,502)				0001	
S&P 500 Dividend Aristocrats Daily Risk Control 5% Excess Return	Fixed Annuity Hedge	N/A	Equity/Index	AEL 85LNZLR1WR9SYRVFCH09	04/02/2024	04/02/2026	438	803,751	1833.52		24,514		18,897		31,038			(5,618)				0001	

E06.79

STATEMENT AS OF SEPTEMBER 30, 2024 OF THE EAGLE LIFE INSURANCE COMPANY

SCHEDULE DB - PART A - SECTION 1

Showing all Options, Caps, Floors, Collars, Swaps and Forwards Open as of Current Statement Date

1	2	3	4	5	6	7	8	9	10	11	12	13	14	15	16	17	18	19	20	21	22	23	
Description	Description of Item(s) Hedged, Used for Income Generation or Replicated	Schedule/ Exhibit Identifier	Type(s) of Risk(s) (a)	Exchange, Counterparty or Central Clearinghouse	Trade Date	Date of Maturity or Expiration	Number of Contracts	Notional Amount	Strike Price, Rate or Index Received (Paid)	Cumulative Prior Year(s) Initial Cost of Un-discounted Premium (Received) Paid	Current Year Initial Cost of Un-discounted Premium (Received) Paid	Current Year Income	Book/ Adjusted Carrying Value	Code	Fair Value	Unrealized Valuation Increase/ (Decrease)	Total Foreign Exchange Change in B./A.C.V.	Current Year's (Amortization)/ Accretion	Adjustment to Carrying Value of Hedged Item	Potential Exposure	Credit Quality of Reference Entity	Hedge Effectiveness at Inception and at Quarter-end (b)	
Franklin Global Trends Index	Fixed Annuity Hedge	N/A	Equity/Index	AEL 85LNZLR1WR9SYRVFCH09	04/03/2024	04/03/2025	136	33,012	243.4		772		418		1,563			(354)				0001	
Invesco Dynamic Growth Index	Fixed Annuity Hedge	N/A	Equity/Index	AEL 85LNZLR1WR9SYRVFCH09	04/03/2024	04/03/2025	37	95,926	2562.75		2,101		1,138		1,288			(963)				0001	
Invesco Dynamic Growth Index	Fixed Annuity Hedge	N/A	Equity/Index	AEL 85LNZLR1WR9SYRVFCH09	04/03/2024	04/02/2026	73	186,511	2562.75		5,689		4,385		4,407			(1,304)				0001	
Blackrock Adaptive US Equity Index 7%	Fixed Annuity Hedge	N/A	Equity/Index	AEL 85LNZLR1WR9SYRVFCH09	04/03/2024	04/03/2025	17	18,430	1116.52		527		286		703			(242)				0001	
Blackrock Adaptive US Equity Index 7%	Fixed Annuity Hedge	N/A	Equity/Index	AEL 85LNZLR1WR9SYRVFCH09	04/03/2024	04/02/2026	129	144,059	1116.52		5,546		4,275		7,193			(1,271)				0001	
S&P 500 Index Option PTP	Fixed Annuity Hedge	N/A	Equity/Index	AEL 85LNZLR1WR9SYRVFCH09	04/03/2024	04/03/2025	870	4,532,975	5211.49		235,712		127,678		361,182			(108,035)				0001	
S&P 500 Index Option PTP	Fixed Annuity Hedge	N/A	Equity/Index	AEL 85LNZLR1WR9SYRVFCH09	04/03/2024	04/02/2026	53	276,242	5211.49		16,317		12,578		20,570			(3,739)				0001	
S&P 500 Index Option CLQ	Fixed Annuity Hedge	N/A	Equity/Index	AEL 85LNZLR1WR9SYRVFCH09	04/03/2024	04/03/2025	1	3,648	5211.49		100		54		136			(46)				0001	
S&P 500 Dividend Aristocrats Daily Risk Control 5% Total Return	Fixed Annuity Hedge	N/A	Equity/Index	AEL 85LNZLR1WR9SYRVFCH09	04/03/2024	04/03/2025	70	236,988	3408.87		10,120		5,482		13,121			(4,638)				0001	
S&P 500 Dividend Aristocrats Daily Risk Control 5% Excess Return	Fixed Annuity Hedge	N/A	Equity/Index	AEL 85LNZLR1WR9SYRVFCH09	04/03/2024	04/03/2025	376	689,290	1831.49		14,958		8,102		19,820			(6,856)				0001	
S&P 500 Dividend Aristocrats Daily Risk Control 5% Excess Return	Fixed Annuity Hedge	N/A	Equity/Index	AEL 85LNZLR1WR9SYRVFCH09	04/03/2024	04/02/2026	22	40,583	1831.49		1,213		935		1,596			(278)				0001	
Invesco Dynamic Growth Index	Fixed Annuity Hedge	N/A	Equity/Index	AEL 85LNZLR1WR9SYRVFCH09	04/04/2024	04/04/2025	214	548,425	2559.08		12,065		6,535		7,741			(5,530)				0001	
Invesco Dynamic Growth Index	Fixed Annuity Hedge	N/A	Equity/Index	AEL 85LNZLR1WR9SYRVFCH09	04/04/2024	04/02/2026	121	308,700	2559.08		9,415		7,258		7,494			(2,158)				0001	
Blackrock Adaptive US Equity Index 7%	Fixed Annuity Hedge	N/A	Equity/Index	AEL 85LNZLR1WR9SYRVFCH09	04/04/2024	04/04/2025	17	18,750	1106.7		536		290		839			(246)				0001	
S&P 500 Index Option PTP	Fixed Annuity Hedge	N/A	Equity/Index	AEL 85LNZLR1WR9SYRVFCH09	04/04/2024	04/04/2025	941	4,846,019	5147.21		231,259		125,265		366,572			(105,994)				0001	
S&P 500 Dividend Aristocrats Daily Risk Control 5% Excess Return	Fixed Annuity Hedge	N/A	Equity/Index	AEL 85LNZLR1WR9SYRVFCH09	04/04/2024	04/04/2025	231	420,684	1822.58		9,171		4,968		13,671			(4,203)				0001	
S&P 500 Dividend Aristocrats Daily Risk Control 5% Excess Return	Fixed Annuity Hedge	N/A	Equity/Index	AEL 85LNZLR1WR9SYRVFCH09	04/04/2024	04/02/2026	92	166,877	1822.58		5,056		3,898		7,109			(1,159)				0001	
Franklin Global Trends Index	Fixed Annuity Hedge	N/A	Equity/Index	AEL 85LNZLR1WR9SYRVFCH09	04/05/2024	04/04/2025	749	182,246	243.17		4,265		2,310		8,791			(1,955)				0001	
Invesco Dynamic Growth Index	Fixed Annuity Hedge	N/A	Equity/Index	AEL 85LNZLR1WR9SYRVFCH09	04/05/2024	04/04/2025	222	567,557	2557.78		12,430		6,733		8,145			(5,697)				0001	
Blackrock Adaptive US Equity Index 7%	Fixed Annuity Hedge	N/A	Equity/Index	AEL 85LNZLR1WR9SYRVFCH09	04/05/2024	04/04/2025	166	185,509	1114.94		5,306		2,874		7,275			(2,432)				0001	
S&P 500 Index Option PTP	Fixed Annuity Hedge	N/A	Equity/Index	AEL 85LNZLR1WR9SYRVFCH09	04/05/2024	04/04/2025	2,394	12,461,115	5204.34		553,097		299,594		822,954			(253,503)				0001	
S&P 500 Index Option PTP	Fixed Annuity Hedge	N/A	Equity/Index	AEL 85LNZLR1WR9SYRVFCH09	04/05/2024	04/07/2025	541	2,816,171	5204.34		95,744		51,861		138,356			(43,883)				0001	

E06.80

STATEMENT AS OF SEPTEMBER 30, 2024 OF THE EAGLE LIFE INSURANCE COMPANY

SCHEDULE DB - PART A - SECTION 1

Showing all Options, Caps, Floors, Collars, Swaps and Forwards Open as of Current Statement Date

1	2	3	4	5	6	7	8	9	10	11	12	13	14	15	16	17	18	19	20	21	22	23	
Description	Description of Item(s) Hedged, Used for Income Generation or Replicated	Schedule/ Exhibit Identifier	Type(s) of Risk(s) (a)	Exchange, Counterparty or Central Clearinghouse	Trade Date	Date of Maturity or Expiration	Number of Contracts	Notional Amount	Strike Price, Rate or Index Received (Paid)	Cumulative Prior Year(s) Initial Cost of Un-discounted Premium (Received) Paid	Current Year Initial Cost of Un-discounted Premium (Received) Paid	Current Year Income	Book/ Adjusted Carrying Value	Code	Fair Value	Unrealized Valuation Increase/ (Decrease)	Total Foreign Exchange Change in B./A.C.V.	Current Year's (Amortization)/ Accretion	Adjustment to Carrying Value of Hedged Item	Potential Exposure	Credit Quality of Reference Entity	Hedge Effectiveness at Inception and at Quarter-end (b)	
S&P 500 Dividend Aristocrats Daily Risk Control 5% Total Return	Fixed Annuity Hedge	N/A	Equity/Index	AEL 85LNZLR1WR9SYRVFCH09	04/05/2024	04/04/2025	50	170,504	3402.67		7,876		4,266		10,557			(3,610)				0001	
S&P 500 Dividend Aristocrats Daily Risk Control 5% Excess Return	Fixed Annuity Hedge	N/A	Equity/Index	AEL 85LNZLR1WR9SYRVFCH09	04/05/2024	04/04/2025	1,423	2,601,550	1827.61		56,454		30,579		79,024			(25,875)				0001	
S&P 500 Dividend Aristocrats Daily Risk Control 5% Excess Return	Fixed Annuity Hedge	N/A	Equity/Index	AEL 85LNZLR1WR9SYRVFCH09	04/05/2024	04/02/2026	79	144,604	1827.61		4,309		3,322		5,891			(988)				0001	
S&P 500 Index Option PTP	Fixed Annuity Hedge	N/A	Equity/Index	AEL 85LNZLR1WR9SYRVFCH09	04/09/2024	04/09/2025	1,331	6,935,355	5209.91		276,428		149,732		406,526			(126,696)				0001	
S&P 500 Dividend Aristocrats Daily Risk Control 5% Excess Return	Fixed Annuity Hedge	N/A	Equity/Index	AEL 85LNZLR1WR9SYRVFCH09	04/09/2024	04/09/2025	587	1,074,336	1831.15		23,313		12,628		31,276			(10,685)				0001	
S&P 500 Dividend Aristocrats Daily Risk Control 5% Excess Return	Fixed Annuity Hedge	N/A	Equity/Index	AEL 85LNZLR1WR9SYRVFCH09	04/09/2024	04/09/2026	287	525,865	1831.15		15,934		12,282		20,836			(3,651)				0001	
Franklin Global Trends Index	Fixed Annuity Hedge	N/A	Equity/Index	AEL 85LNZLR1WR9SYRVFCH09	04/10/2024	04/10/2025	1,158	279,941	241.75		6,551		3,548		15,050			(3,002)				0001	
Invesco Dynamic Growth Index	Fixed Annuity Hedge	N/A	Equity/Index	AEL 85LNZLR1WR9SYRVFCH09	04/10/2024	04/10/2025	114	288,495	2530.68		6,318		3,422		5,809			(2,896)				0001	
Blackrock Adaptive US Equity Index 7%	Fixed Annuity Hedge	N/A	Equity/Index	AEL 85LNZLR1WR9SYRVFCH09	04/10/2024	04/10/2025	91	100,716	1108.45		2,878		1,559		4,408			(1,319)				0001	
S&P 500 Index Option PTP	Fixed Annuity Hedge	N/A	Equity/Index	AEL 85LNZLR1WR9SYRVFCH09	04/10/2024	04/10/2025	999	5,153,731	5160.64		237,152		128,457		355,753			(108,695)				0001	
Franklin Global Trends Index	Fixed Annuity Hedge	N/A	Equity/Index	AEL 85LNZLR1WR9SYRVFCH09	04/01/2024	04/01/2025	601	146,272	243.47		3,423		1,854		6,883			(1,569)				0001	
Invesco Dynamic Growth Index	Fixed Annuity Hedge	N/A	Equity/Index	AEL 85LNZLR1WR9SYRVFCH09	04/01/2024	04/01/2025	60	153,384	2571.57		3,359		1,820		1,820			(1,540)				0001	
Invesco Dynamic Growth Index	Fixed Annuity Hedge	N/A	Equity/Index	AEL 85LNZLR1WR9SYRVFCH09	04/01/2024	04/01/2026	25	64,026	2571.57		1,953		1,505		1,415			(448)				0001	
Blackrock Adaptive US Equity Index 7%	Fixed Annuity Hedge	N/A	Equity/Index	AEL 85LNZLR1WR9SYRVFCH09	04/01/2024	04/01/2025	329	369,322	1120.99		10,563		5,721		13,034			(4,841)				0001	
S&P 500 Dividend Aristocrats Daily Risk Control 5% Excess Return	Fixed Annuity Hedge	N/A	Equity/Index	AEL 85LNZLR1WR9SYRVFCH09	04/05/2024	04/06/2026	1	1,391	1827.61		41		32		57			(9)				0001	
S&P 500 Dividend Aristocrats Daily Risk Control 5% Excess Return	Fixed Annuity Hedge	N/A	Equity/Index	AEL 85LNZLR1WR9SYRVFCH09	04/05/2024	04/07/2025	443	809,229	1827.61		17,479		9,468		24,668			(8,011)				0001	
Franklin Global Trends Index	Fixed Annuity Hedge	N/A	Equity/Index	AEL 85LNZLR1WR9SYRVFCH09	04/08/2024	04/08/2026	155	37,855	243.61		1,238		954		2,071			(284)				0001	
S&P 500 Index Option PTP	Fixed Annuity Hedge	N/A	Equity/Index	AEL 85LNZLR1WR9SYRVFCH09	04/08/2024	04/08/2025	606	3,153,370	5202.39		176,038		95,354		273,578			(80,684)				0001	
S&P 500 Dividend Aristocrats Daily Risk Control 5% Excess Return	Fixed Annuity Hedge	N/A	Equity/Index	AEL 85LNZLR1WR9SYRVFCH09	04/08/2024	04/08/2025	232	424,419	1827.8		9,210		4,989		12,920			(4,221)				0001	
S&P 500 Dividend Aristocrats Daily Risk Control 5% Excess Return	Fixed Annuity Hedge	N/A	Equity/Index	AEL 85LNZLR1WR9SYRVFCH09	04/08/2024	04/08/2026	17	31,381	1827.8		954		735		1,281			(219)				0001	

E06.81

STATEMENT AS OF SEPTEMBER 30, 2024 OF THE EAGLE LIFE INSURANCE COMPANY

SCHEDULE DB - PART A - SECTION 1

Showing all Options, Caps, Floors, Collars, Swaps and Forwards Open as of Current Statement Date

1	2	3	4	5	6	7	8	9	10	11	12	13	14	15	16	17	18	19	20	21	22	23	
Description	Description of Item(s) Hedged, Used for Income Generation or Replicated	Schedule/ Exhibit Identifier	Type(s) of Risk(s) (a)	Exchange, Counterparty or Central Clearinghouse	Trade Date	Date of Maturity or Expiration	Number of Contracts	Notional Amount	Strike Price, Rate or Index Received (Paid)	Cumulative Prior Year(s) Initial Cost of Un-discounted Premium (Received) Paid	Current Year Initial Cost of Un-discounted Premium (Received) Paid	Current Year Income	Book/ Adjusted Carrying Value	Code	Fair Value	Unrealized Valuation Increase/ (Decrease)	Total Foreign Exchange Change in B./A.C.V.	Current Year's (Amortization)/ Accretion	Adjustment to Carrying Value of Hedged Item	Potential Exposure	Credit Quality of Reference Entity	Hedge Effectiveness at Inception and at Quarter-end (b)	
Franklin Global Trends Index	Fixed Annuity Hedge	N/A	Equity/Index	AEL 85LNZLR1WR9SYRVFCH09	04/09/2024	04/09/2026	124	30,303	244.24		991		764		1,599			(227)				0001	
Invesco Dynamic Growth Index	Fixed Annuity Hedge	N/A	Equity/Index	AEL 85LNZLR1WR9SYRVFCH09	04/09/2024	04/09/2025	6	14,220	2559.99		311		169		201			(143)				0001	
Invesco Dynamic Growth Index	Fixed Annuity Hedge	N/A	Equity/Index	AEL 85LNZLR1WR9SYRVFCH09	04/09/2024	04/09/2026	96	244,585	2559.99		7,460		5,750		5,936			(1,710)				0001	
Blackrock Adaptive US Equity Index 7%	Fixed Annuity Hedge	N/A	Equity/Index	AEL 85LNZLR1WR9SYRVFCH09	04/09/2024	04/09/2026	193	215,726	1115.51		8,308		6,404		10,928			(1,904)				0001	
S&P 500 Index Option PTP	Fixed Annuity Hedge	N/A	Equity/Index	AEL 85LNZLR1WR9SYRVFCH09	04/10/2024	04/10/2026	51	260,906	5160.64		20,832		16,058		26,983			(4,774)				0001	
S&P 500 Dividend Aristocrats Daily Risk Control 5% Total Return	Fixed Annuity Hedge	N/A	Equity/Index	AEL 85LNZLR1WR9SYRVFCH09	04/10/2024	04/10/2025	116	394,468	3390.75		18,037		9,770		25,024			(8,267)				0001	
S&P 500 Index Option PTP	Fixed Annuity Hedge	N/A	Equity/Index	AEL 85LNZLR1WR9SYRVFCH09	04/12/2024	04/11/2025	2,096	10,738,173	5123.41		511,110		276,851		786,703			(234,259)				0001	
S&P 500 Index Option PTP	Fixed Annuity Hedge	N/A	Equity/Index	AEL 85LNZLR1WR9SYRVFCH09	04/12/2024	04/10/2026	30	155,567	5123.41		6,363		4,905		7,911			(1,458)				0001	
S&P 500 Index Option PTP	Fixed Annuity Hedge	N/A	Equity/Index	AEL 85LNZLR1WR9SYRVFCH09	04/12/2024	04/14/2025	700	3,584,846	5123.41		132,892		71,983		194,713			(60,909)				0001	
S&P 500 Dividend Aristocrats Daily Risk Control 5% Excess Return	Fixed Annuity Hedge	N/A	Equity/Index	AEL 85LNZLR1WR9SYRVFCH09	04/19/2024	04/17/2025	619	1,116,881	1803.09		25,577		13,854		46,624			(11,723)				0001	
S&P 500 Dividend Aristocrats Daily Risk Control 5% Excess Return	Fixed Annuity Hedge	N/A	Equity/Index	AEL 85LNZLR1WR9SYRVFCH09	04/19/2024	04/17/2026	15	26,905	1803.09		848		653		1,361			(194)				0001	
S&P 500 Dividend Aristocrats Daily Risk Control 5% Excess Return	Fixed Annuity Hedge	N/A	Equity/Index	AEL 85LNZLR1WR9SYRVFCH09	04/19/2024	04/20/2026	112	201,887	1803.09		2,261		1,743		10,229			(518)				0001	
S&P 500 Dividend Aristocrats Daily Risk Control 5% Excess Return	Fixed Annuity Hedge	N/A	Equity/Index	AEL 85LNZLR1WR9SYRVFCH09	04/19/2024	04/21/2025	393	709,312	1803.09		16,243		8,798		29,688			(7,445)				0001	
Franklin Global Trends Index	Fixed Annuity Hedge	N/A	Equity/Index	AEL 85LNZLR1WR9SYRVFCH09	04/22/2024	04/22/2026	47	11,331	239.55		369		285		776			(85)				0001	
Invesco Dynamic Growth Index	Fixed Annuity Hedge	N/A	Equity/Index	AEL 85LNZLR1WR9SYRVFCH09	04/22/2024	04/22/2026	12	30,625	2515.79		928		715		1,021			(213)				0001	
S&P 500 Index Option PTP	Fixed Annuity Hedge	N/A	Equity/Index	AEL 85LNZLR1WR9SYRVFCH09	04/22/2024	04/22/2025	506	2,534,922	5010.6		132,847		71,959		244,753			(60,888)				0001	
S&P 500 Dividend Aristocrats Daily Risk Control 5% Excess Return	Fixed Annuity Hedge	N/A	Equity/Index	AEL 85LNZLR1WR9SYRVFCH09	04/22/2024	04/22/2025	510	922,760	1807.98		20,024		10,846		36,531			(9,178)				0001	
S&P 500 Dividend Aristocrats Daily Risk Control 5% Excess Return	Fixed Annuity Hedge	N/A	Equity/Index	AEL 85LNZLR1WR9SYRVFCH09	04/22/2024	04/22/2026	251	454,688	1807.98		13,732		10,585		22,151			(3,147)				0001	
Franklin Global Trends Index	Fixed Annuity Hedge	N/A	Equity/Index	AEL 85LNZLR1WR9SYRVFCH09	04/23/2024	04/23/2025	396	95,193	240.49		2,228		1,207		5,609			(1,021)				0001	
Invesco Dynamic Growth Index	Fixed Annuity Hedge	N/A	Equity/Index	AEL 85LNZLR1WR9SYRVFCH09	04/23/2024	04/23/2025	170	428,107	2523.33		9,376		5,078		9,545			(4,297)				0001	
Invesco Dynamic Growth Index	Fixed Annuity Hedge	N/A	Equity/Index	AEL 85LNZLR1WR9SYRVFCH09	04/23/2024	04/23/2026	29	73,125	2523.33		2,223		1,714		2,319			(509)				0001	
Blackrock Adaptive US Equity Index 7%	Fixed Annuity Hedge	N/A	Equity/Index	AEL 85LNZLR1WR9SYRVFCH09	04/23/2024	04/23/2025	108	118,007	1096.2		3,370		1,826		6,249			(1,545)				0001	

E06.82

STATEMENT AS OF SEPTEMBER 30, 2024 OF THE EAGLE LIFE INSURANCE COMPANY

SCHEDULE DB - PART A - SECTION 1

Showing all Options, Caps, Floors, Collars, Swaps and Forwards Open as of Current Statement Date

1	2	3	4	5	6	7	8	9	10	11	12	13	14	15	16	17	18	19	20	21	22	23	
Description	Description of Item(s) Hedged, Used for Income Generation or Replicated	Schedule/ Exhibit Identifier	Type(s) of Risk(s) (a)	Exchange, Counterparty or Central Clearinghouse	Trade Date	Date of Maturity or Expiration	Number of Contracts	Notional Amount	Strike Price, Rate or Index Received (Paid)	Cumulative Prior Year(s) Initial Cost of Un-discounted Premium (Received) Paid	Current Year Initial Cost of Un-discounted Premium (Received) Paid	Current Year Income	Book/ Adjusted Carrying Value	Code	Fair Value	Unrealized Valuation Increase/ (Decrease)	Total Foreign Exchange Change in B./A.C.V.	Current Year's (Amortization)/ Accretion	Adjustment to Carrying Value of Hedged Item	Potential Exposure	Credit Quality of Reference Entity	Hedge Effectiveness at Inception and at Quarter-end (b)	
S&P 500 Index Option PTPT	Fixed Annuity Hedge	N/A	Equity/Index	AEL 85LNZLR1WR9SYRVFCH09	04/23/2024	04/23/2025	678	3,435,639	5070.55		184,667		100,028		326,647			(84,639)					0001
S&P 500 Dividend Aristocrats Daily Risk Control 5% Excess Return	Fixed Annuity Hedge	N/A	Equity/Index	AEL 85LNZLR1WR9SYRVFCH09	04/23/2024	04/23/2025	491	888,855	1809.45		19,288		10,448		34,612			(8,840)					0001
S&P 500 Dividend Aristocrats Daily Risk Control 5% Excess Return	Fixed Annuity Hedge	N/A	Equity/Index	AEL 85LNZLR1WR9SYRVFCH09	04/23/2024	04/23/2026	199	360,839	1809.45		10,861		8,372		17,375			(2,489)					0001
Franklin Global Trends Index	Fixed Annuity Hedge	N/A	Equity/Index	AEL 85LNZLR1WR9SYRVFCH09	04/24/2024	04/24/2025	797	191,446	240.19		4,480		2,427		11,513			(2,053)					0001
Franklin Global Trends Index	Fixed Annuity Hedge	N/A	Equity/Index	AEL 85LNZLR1WR9SYRVFCH09	04/24/2024	04/24/2026	99	23,857	240.19		778		600		1,580			(178)					0001
Invesco Dynamic Growth Index	Fixed Annuity Hedge	N/A	Equity/Index	AEL 85LNZLR1WR9SYRVFCH09	04/24/2024	04/24/2025	30	76,747	2520.58		1,681		910		1,764			(770)					0001
Invesco Dynamic Growth Index	Fixed Annuity Hedge	N/A	Equity/Index	AEL 85LNZLR1WR9SYRVFCH09	04/24/2024	04/24/2026	166	419,657	2520.58		12,716		9,802		13,564			(2,914)					0001
Blackrock Adaptive US Equity Index 7%	Fixed Annuity Hedge	N/A	Equity/Index	AEL 85LNZLR1WR9SYRVFCH09	04/24/2024	04/24/2026	25	27,281	1095.85		1,049		808		1,708			(240)					0001
S&P 500 Index Option PTPT	Fixed Annuity Hedge	N/A	Equity/Index	AEL 85LNZLR1WR9SYRVFCH09	04/24/2024	04/24/2025	1,213	6,150,125	5071.63		316,532		171,455		520,519			(145,077)					0001
S&P 500 Index Option PTPT	Fixed Annuity Hedge	N/A	Equity/Index	AEL 85LNZLR1WR9SYRVFCH09	04/24/2024	04/24/2026	54	275,246	5071.63		25,120		19,363		35,954			(5,757)					0001
S&P 500 Dividend Aristocrats Daily Risk Control 5% Total Return	Fixed Annuity Hedge	N/A	Equity/Index	AEL 85LNZLR1WR9SYRVFCH09	04/24/2024	04/24/2025	94	317,749	3378.86		13,734		7,439		20,768			(6,295)					0001
S&P 500 Dividend Aristocrats Daily Risk Control 5% Excess Return	Fixed Annuity Hedge	N/A	Equity/Index	AEL 85LNZLR1WR9SYRVFCH09	04/10/2024	04/10/2025	169	307,013	1819.83		6,631		3,592		10,404			(3,039)					0001
S&P 500 Dividend Aristocrats Daily Risk Control 5% Excess Return	Fixed Annuity Hedge	N/A	Equity/Index	AEL 85LNZLR1WR9SYRVFCH09	04/10/2024	04/10/2026	772	1,405,552	1819.83		41,885		32,287		61,589			(9,599)					0001
Franklin Global Trends Index	Fixed Annuity Hedge	N/A	Equity/Index	AEL 85LNZLR1WR9SYRVFCH09	04/11/2024	04/11/2025	690	167,152	242.25		3,911		2,119		8,668			(1,793)					0001
Invesco Dynamic Growth Index	Fixed Annuity Hedge	N/A	Equity/Index	AEL 85LNZLR1WR9SYRVFCH09	04/11/2024	04/11/2025	78	197,857	2527.9		4,333		2,347		4,117			(1,986)					0001
S&P 500 Index Option PTPT	Fixed Annuity Hedge	N/A	Equity/Index	AEL 85LNZLR1WR9SYRVFCH09	04/11/2024	04/11/2025	995	5,173,030	5199.06		265,081		143,586		396,156			(121,495)					0001
S&P 500 Dividend Aristocrats Daily Risk Control 5% Total Return	Fixed Annuity Hedge	N/A	Equity/Index	AEL 85LNZLR1WR9SYRVFCH09	04/11/2024	04/11/2025	7	23,292	3381.37		1,118		606		1,617			(512)					0001
S&P 500 Dividend Aristocrats Daily Risk Control 5% Excess Return	Fixed Annuity Hedge	N/A	Equity/Index	AEL 85LNZLR1WR9SYRVFCH09	04/11/2024	04/11/2025	391	709,003	1814.52		15,314		8,295		25,716			(7,019)					0001
S&P 500 Dividend Aristocrats Daily Risk Control 5% Excess Return	Fixed Annuity Hedge	N/A	Equity/Index	AEL 85LNZLR1WR9SYRVFCH09	04/11/2024	04/10/2026	2	3,874	1814.52		116		90		178			(27)					0001

E06.83

STATEMENT AS OF SEPTEMBER 30, 2024 OF THE EAGLE LIFE INSURANCE COMPANY

SCHEDULE DB - PART A - SECTION 1

Showing all Options, Caps, Floors, Collars, Swaps and Forwards Open as of Current Statement Date

1	2	3	4	5	6	7	8	9	10	11	12	13	14	15	16	17	18	19	20	21	22	23	
Description	Description of Item(s) Hedged, Used for Income Generation or Replicated	Schedule/ Exhibit Identifier	Type(s) of Risk(s) (a)	Exchange, Counterparty or Central Clearinghouse	Trade Date	Date of Maturity or Expiration	Number of Contracts	Notional Amount	Strike Price, Rate or Index Received (Paid)	Cumulative Prior Year(s) Initial Cost of Un-discounted Premium (Received) Paid	Current Year Initial Cost of Un-discounted Premium (Received) Paid	Current Year Income	Book/ Adjusted Carrying Value	Code	Fair Value	Unrealized Valuation Increase/ (Decrease)	Total Foreign Exchange Change in B./A.C.V.	Current Year's (Amortization)/ Accretion	Adjustment to Carrying Value of Hedged Item	Potential Exposure	Credit Quality of Reference Entity	Hedge Effectiveness at Inception and at Quarter-end (b)	
S&P 500 Dividend Aristocrats Daily Risk Control 5% Total Return	Fixed Annuity Hedge	N/A	Equity/Index	AEL 85LNZLR1WR9SYRVFCH09	04/12/2024	04/11/2025	7	23,762	3360.51		1,074		582		1,703			(492)				0001	
S&P 500 Dividend Aristocrats Daily Risk Control 5% Excess Return	Fixed Annuity Hedge	N/A	Equity/Index	AEL 85LNZLR1WR9SYRVFCH09	04/12/2024	04/11/2025	1,122	2,023,595	1803.05		43,912		23,786		84,177			(20,126)				0001	
S&P 500 Dividend Aristocrats Daily Risk Control 5% Excess Return	Fixed Annuity Hedge	N/A	Equity/Index	AEL 85LNZLR1WR9SYRVFCH09	04/12/2024	04/10/2026	183	330,508	1803.05		10,014		7,719		16,681			(2,295)				0001	
S&P 500 Dividend Aristocrats Daily Risk Control 5% Excess Return	Fixed Annuity Hedge	N/A	Equity/Index	AEL 85LNZLR1WR9SYRVFCH09	04/12/2024	04/13/2026	71	127,768	1803.05		3,859		2,974		6,457			(884)				0001	
S&P 500 Dividend Aristocrats Daily Risk Control 5% Excess Return	Fixed Annuity Hedge	N/A	Equity/Index	AEL 85LNZLR1WR9SYRVFCH09	04/12/2024	04/14/2025	545	982,255	1803.05		21,315		11,546		40,941			(9,769)				0001	
S&P 500 Dividend Aristocrats Daily Risk Control 5% Excess Return	Fixed Annuity Hedge	N/A	Equity/Index	AEL 85LNZLR1WR9SYRVFCH09	04/12/2024	04/14/2026	3	4,731	1803.05		143		110		239			(33)				0001	
Franklin Global Trends Index	Fixed Annuity Hedge	N/A	Equity/Index	AEL 85LNZLR1WR9SYRVFCH09	04/12/2024	04/11/2025	900	216,798	240.93		5,051		2,736		12,355			(2,315)				0001	
Invesco Dynamic Growth Index	Fixed Annuity Hedge	N/A	Equity/Index	AEL 85LNZLR1WR9SYRVFCH09	04/12/2024	04/11/2025	354	894,768	2526.56		19,595		10,614		18,898			(8,981)				0001	
Invesco Dynamic Growth Index	Fixed Annuity Hedge	N/A	Equity/Index	AEL 85LNZLR1WR9SYRVFCH09	04/12/2024	04/14/2025	21	52,735	2526.56		1,160		628		1,119			(532)				0001	
Invesco Dynamic Growth Index	Fixed Annuity Hedge	N/A	Equity/Index	AEL 85LNZLR1WR9SYRVFCH09	04/12/2024	04/10/2026	68	172,732	2526.56		5,251		4,048		5,313			(1,203)				0001	
Invesco Dynamic Growth Index	Fixed Annuity Hedge	N/A	Equity/Index	AEL 85LNZLR1WR9SYRVFCH09	04/15/2024	04/15/2025	80	201,593	2513.9		4,415		2,391		4,908			(2,023)				0001	
Invesco Dynamic Growth Index	Fixed Annuity Hedge	N/A	Equity/Index	AEL 85LNZLR1WR9SYRVFCH09	04/15/2024	04/15/2026	5	13,696	2513.9		415		320		460			(95)				0001	
Blackrock Adaptive US Equity Index 7%	Fixed Annuity Hedge	N/A	Equity/Index	AEL 85LNZLR1WR9SYRVFCH09	04/15/2024	04/15/2025	142	155,492	1094.79		4,447		2,409		8,360			(2,038)				0001	
S&P 500 Dividend Aristocrats Daily Risk Control 5% Excess Return	Fixed Annuity Hedge	N/A	Equity/Index	AEL 85LNZLR1WR9SYRVFCH09	04/24/2024	04/24/2025	809	1,464,698	1809.61		31,930		17,296		56,972			(14,635)				0001	
S&P 500 Dividend Aristocrats Daily Risk Control 5% Excess Return	Fixed Annuity Hedge	N/A	Equity/Index	AEL 85LNZLR1WR9SYRVFCH09	04/24/2024	04/24/2026	38	68,788	1809.61		2,084		1,607		3,309			(478)				0001	
Invesco Dynamic Growth Index	Fixed Annuity Hedge	N/A	Equity/Index	AEL 85LNZLR1WR9SYRVFCH09	04/25/2024	04/25/2025	223	558,461	2509.31		12,230		6,625		14,435			(5,606)				0001	
Invesco Dynamic Growth Index	Fixed Annuity Hedge	N/A	Equity/Index	AEL 85LNZLR1WR9SYRVFCH09	04/25/2024	04/24/2026	6	15,763	2509.31		478		368		549			(109)				0001	
Blackrock Adaptive US Equity Index 7%	Fixed Annuity Hedge	N/A	Equity/Index	AEL 85LNZLR1WR9SYRVFCH09	04/25/2024	04/25/2025	17	18,760	1093.8		536		290		1,028			(246)				0001	
S&P 500 Index Option	Fixed Annuity Hedge	N/A	Equity/Index	AEL 85LNZLR1WR9SYRVFCH09	04/25/2024	04/25/2025	904	4,565,111	5048.42		249,221		134,994		427,211			(114,226)				0001	

E06.84

STATEMENT AS OF SEPTEMBER 30, 2024 OF THE EAGLE LIFE INSURANCE COMPANY

SCHEDULE DB - PART A - SECTION 1

Showing all Options, Caps, Floors, Collars, Swaps and Forwards Open as of Current Statement Date

1	2	3	4	5	6	7	8	9	10	11	12	13	14	15	16	17	18	19	20	21	22	23	
Description	Description of Item(s) Hedged, Used for Income Generation or Replicated	Schedule/ Exhibit Identifier	Type(s) of Risk(s) (a)	Exchange, Counterparty or Central Clearinghouse	Trade Date	Date of Maturity or Expiration	Number of Contracts	Notional Amount	Strike Price, Rate or Index Received (Paid)	Cumulative Prior Year(s) Initial Cost of Un-discounted Premium (Received) Paid	Current Year Initial Cost of Un-discounted Premium (Received) Paid	Current Year Income	Book/ Adjusted Carrying Value	Code	Fair Value	Unrealized Valuation Increase/ (Decrease)	Total Foreign Exchange Change in B./A.C.V.	Current Year's (Amortization)/ Accretion	Adjustment to Carrying Value of Hedged Item	Potential Exposure	Credit Quality of Reference Entity	Hedge Effectiveness at Inception and at Quarter-end (b)	
S&P 500 Dividend Aristocrats Daily Risk Control 5% Excess Return	Fixed Annuity Hedge	N/A	Equity/Index	AEL 85LNZLR1WR9SYRVFCH09	04/25/2024	04/25/2025	459	828,936	1804.37		17,923		9,708		34,285			(8,215)				0001	
S&P 500 Dividend Aristocrats Daily Risk Control 5% Excess Return	Fixed Annuity Hedge	N/A	Equity/Index	AEL 85LNZLR1WR9SYRVFCH09	04/25/2024	04/24/2026	278	501,984	1804.37		15,328		11,815		25,212			(3,513)				0001	
S&P 500 Index Option PTP	Fixed Annuity Hedge	N/A	Equity/Index	AEL 85LNZLR1WR9SYRVFCH09	04/26/2024	04/25/2025	1,963	10,009,775	5099.96		457,122		247,608		733,442			(209,514)				0001	
S&P 500 Index Option PTP	Fixed Annuity Hedge	N/A	Equity/Index	AEL 85LNZLR1WR9SYRVFCH09	04/26/2024	04/28/2025	742	3,783,243	5099.96		151,390		82,003		234,270			(69,387)				0001	
S&P 500 Index Option PTP	Fixed Annuity Hedge	N/A	Equity/Index	AEL 85LNZLR1WR9SYRVFCH09	04/29/2024	04/29/2025	351	1,794,647	5116.17		88,643		48,015		150,778			(40,628)				0001	
S&P 500 Dividend Aristocrats Daily Risk Control 5% Total Return	Fixed Annuity Hedge	N/A	Equity/Index	AEL 85LNZLR1WR9SYRVFCH09	04/29/2024	04/29/2025	7	23,523	3374.74		990		536		1,513			(454)				0001	
S&P 500 Dividend Aristocrats Daily Risk Control 5% Excess Return	Fixed Annuity Hedge	N/A	Equity/Index	AEL 85LNZLR1WR9SYRVFCH09	04/29/2024	04/29/2025	506	914,299	1806.04		19,932		10,796		37,204			(9,135)				0001	
S&P 500 Dividend Aristocrats Daily Risk Control 5% Excess Return	Fixed Annuity Hedge	N/A	Equity/Index	AEL 85LNZLR1WR9SYRVFCH09	04/29/2024	04/29/2026	277	500,208	1806.04		15,206		11,722		24,836			(3,485)				0001	
Franklin Global Trends Index	Fixed Annuity Hedge	N/A	Equity/Index	AEL 85LNZLR1WR9SYRVFCH09	04/29/2024	04/29/2026	6,584	1,587,698	241.16		51,759		39,898		100,070			(11,861)				0001	
Invesco Dynamic Growth Index	Fixed Annuity Hedge	N/A	Equity/Index	AEL 85LNZLR1WR9SYRVFCH09	04/29/2024	04/29/2025	35	88,870	2520.11		1,946		1,054		2,068			(892)				0001	
Invesco Dynamic Growth Index	Fixed Annuity Hedge	N/A	Equity/Index	AEL 85LNZLR1WR9SYRVFCH09	04/29/2024	04/29/2026	1,045	2,633,610	2520.11		79,798		61,511		85,657			(18,287)				0001	
Blackrock Adaptive US Equity Index 7%	Fixed Annuity Hedge	N/A	Equity/Index	AEL 85LNZLR1WR9SYRVFCH09	04/29/2024	04/29/2025	65	71,224	1100.42		2,037		1,103		3,565			(934)				0001	
Franklin Global Trends Index	Fixed Annuity Hedge	N/A	Equity/Index	AEL 85LNZLR1WR9SYRVFCH09	04/30/2024	04/30/2025	226	54,072	239.32		1,260		682		3,446			(577)				0001	
Franklin Global Trends Index	Fixed Annuity Hedge	N/A	Equity/Index	AEL 85LNZLR1WR9SYRVFCH09	04/30/2024	04/30/2026	102	24,503	239.32		796		614		1,700			(182)				0001	
Invesco Dynamic Growth Index	Fixed Annuity Hedge	N/A	Equity/Index	AEL 85LNZLR1WR9SYRVFCH09	04/30/2024	04/30/2026	85	212,660	2504.82		6,444		4,967		7,646			(1,477)				0001	
Blackrock Adaptive US Equity Index 7%	Fixed Annuity Hedge	N/A	Equity/Index	AEL 85LNZLR1WR9SYRVFCH09	04/30/2024	04/30/2026	233	254,536	1091.55		9,749		7,515		16,666			(2,234)				0001	
S&P 500 Index Option PTP	Fixed Annuity Hedge	N/A	Equity/Index	AEL 85LNZLR1WR9SYRVFCH09	04/30/2024	04/30/2025	671	3,377,431	5035.69		145,303		78,706		248,551			(66,597)				0001	
S&P 500 Dividend Aristocrats Daily Risk Control 5% Excess Return	Fixed Annuity Hedge	N/A	Equity/Index	AEL 85LNZLR1WR9SYRVFCH09	04/30/2024	04/30/2025	324	582,928	1798.58		12,650		6,852		25,799			(5,798)				0001	
S&P 500 Dividend Aristocrats Daily Risk Control 5% Excess Return	Fixed Annuity Hedge	N/A	Equity/Index	AEL 85LNZLR1WR9SYRVFCH09	04/30/2024	04/30/2026	232	417,103	1798.58		12,597		9,710		22,001			(2,887)				0001	
S&P 500 Index Option CLQ	Fixed Annuity Hedge	N/A	Equity/Index	AEL 85LNZLR1WR9SYRVFCH09	04/26/2024	04/28/2025		227	5099.96		5		3		13			(2)				0001	
S&P Digital	Fixed Annuity Hedge	N/A	Equity/Index	AEL 85LNZLR1WR9SYRVFCH09	04/26/2024	04/25/2025		496	5099.96		5		3		6			(2)				0001	

E06.85

STATEMENT AS OF SEPTEMBER 30, 2024 OF THE EAGLE LIFE INSURANCE COMPANY

SCHEDULE DB - PART A - SECTION 1

Showing all Options, Caps, Floors, Collars, Swaps and Forwards Open as of Current Statement Date

1	2	3	4	5	6	7	8	9	10	11	12	13	14	15	16	17	18	19	20	21	22	23	
Description	Description of Item(s) Hedged, Used for Income Generation or Replicated	Schedule/ Exhibit Identifier	Type(s) of Risk(s) (a)	Exchange, Counterparty or Central Clearinghouse	Trade Date	Date of Maturity or Expiration	Number of Contracts	Notional Amount	Strike Price, Rate or Index Received (Paid)	Cumulative Prior Year(s) Initial Cost of Un-discounted Premium (Received) Paid	Current Year Initial Cost of Un-discounted Premium (Received) Paid	Current Year Income	Book/ Adjusted Carrying Value	Code	Fair Value	Unrealized Valuation Increase/ (Decrease)	Total Foreign Exchange Change in B./A.C.V.	Current Year's (Amortization)/ Accretion	Adjustment to Carrying Value of Hedged Item	Potential Exposure	Credit Quality of Reference Entity	Hedge Effectiveness at Inception and at Quarter-end (b)	
S&P 500 Dividend Aristocrats Daily Risk Control 5% Total Return	Fixed Annuity Hedge	N/A	Equity/Index	AEL 85LNZLR1WR9SYRVFCH09	04/26/2024	04/25/2025	33	109,826	3364.77		5,141		2,785		7,990			(2,356)				0001	
S&P 500 Dividend Aristocrats Daily Risk Control 5% Excess Return	Fixed Annuity Hedge	N/A	Equity/Index	AEL 85LNZLR1WR9SYRVFCH09	04/26/2024	04/25/2025	1,311	2,361,356	1801.52		51,241		27,756		100,860			(23,486)				0001	
S&P 500 Dividend Aristocrats Daily Risk Control 5% Excess Return	Fixed Annuity Hedge	N/A	Equity/Index	AEL 85LNZLR1WR9SYRVFCH09	04/26/2024	04/24/2026	385	693,552	1801.52		20,945		16,145		35,647			(4,800)				0001	
S&P 500 Dividend Aristocrats Daily Risk Control 5% Excess Return	Fixed Annuity Hedge	N/A	Equity/Index	AEL 85LNZLR1WR9SYRVFCH09	04/26/2024	04/28/2025	658	1,185,290	1801.52		25,721		13,932		50,723			(11,789)				0001	
Franklin Global Trends Index	Fixed Annuity Hedge	N/A	Equity/Index	AEL 85LNZLR1WR9SYRVFCH09	04/26/2024	04/25/2025	1,512	363,774	240.62		8,476		4,591		21,261			(3,885)				0001	
Franklin Global Trends Index	Fixed Annuity Hedge	N/A	Equity/Index	AEL 85LNZLR1WR9SYRVFCH09	04/26/2024	04/24/2026	694	167,000	240.62		5,428		4,184		10,817			(1,244)				0001	
Invesco Dynamic Growth Index	Fixed Annuity Hedge	N/A	Equity/Index	AEL 85LNZLR1WR9SYRVFCH09	04/26/2024	04/25/2025	461	1,159,220	2512.49		25,387		13,751		29,016			(11,636)				0001	
Invesco Dynamic Growth Index	Fixed Annuity Hedge	N/A	Equity/Index	AEL 85LNZLR1WR9SYRVFCH09	04/26/2024	04/28/2025	107	269,881	2512.49		5,937		3,216		6,781			(2,721)				0001	
Invesco Dynamic Growth Index	Fixed Annuity Hedge	N/A	Equity/Index	AEL 85LNZLR1WR9SYRVFCH09	04/26/2024	04/24/2026	351	880,988	2512.49		26,694		20,577		30,038			(6,117)				0001	
Blackrock Adaptive US Equity Index 7%	Fixed Annuity Hedge	N/A	Equity/Index	AEL 85LNZLR1WR9SYRVFCH09	04/26/2024	04/25/2025	141	155,000	1098.74		4,424		2,396		7,927			(2,028)				0001	
Blackrock Adaptive US Equity Index 7%	Fixed Annuity Hedge	N/A	Equity/Index	AEL 85LNZLR1WR9SYRVFCH09	04/26/2024	04/24/2026	121	133,060	1098.74		5,107		3,937		8,091			(1,170)				0001	
Franklin Global Trends Index	Fixed Annuity Hedge	N/A	Equity/Index	AEL 85LNZLR1WR9SYRVFCH09	05/01/2024	05/01/2025	146	35,007	239.65		816		510		2,185			(306)				0001	
Invesco Dynamic Growth Index	Fixed Annuity Hedge	N/A	Equity/Index	AEL 85LNZLR1WR9SYRVFCH09	05/01/2024	05/01/2025	10	25,163	2510.56		551		344		647			(207)				0001	
Invesco Dynamic Growth Index	Fixed Annuity Hedge	N/A	Equity/Index	AEL 85LNZLR1WR9SYRVFCH09	05/01/2024	05/01/2026	155	389,550	2510.56		11,803		9,590		13,505			(2,213)				0001	
S&P 500 Index Option PTP	Fixed Annuity Hedge	N/A	Equity/Index	AEL 85LNZLR1WR9SYRVFCH09	05/01/2024	05/01/2025	1,058	5,310,134	5018.39		292,297		182,686		520,051			(109,612)				0001	
S&P 500 Index Option PTP	Fixed Annuity Hedge	N/A	Equity/Index	AEL 85LNZLR1WR9SYRVFCH09	05/01/2024	05/01/2026	68	341,040	5018.39		29,453		23,931		43,664			(5,523)				0001	
S&P 500 Dividend Aristocrats Daily Risk Control 5% Total Return	Fixed Annuity Hedge	N/A	Equity/Index	AEL 85LNZLR1WR9SYRVFCH09	05/01/2024	05/01/2025	98	328,514	3364.03		14,632		9,145		23,513			(5,487)				0001	
S&P 500 Dividend Aristocrats Daily Risk Control 5% Excess Return	Fixed Annuity Hedge	N/A	Equity/Index	AEL 85LNZLR1WR9SYRVFCH09	05/01/2024	05/01/2025	289	520,586	1799.76		11,349		7,093		22,758			(4,256)				0001	
Franklin Global Trends Index	Fixed Annuity Hedge	N/A	Equity/Index	AEL 85LNZLR1WR9SYRVFCH09	05/02/2024	05/01/2026	6,514	1,568,000	240.71		51,117		41,532		101,263			(9,584)				0001	
Invesco Dynamic Growth Index	Fixed Annuity Hedge	N/A	Equity/Index	AEL 85LNZLR1WR9SYRVFCH09	05/02/2024	05/02/2025	158	397,573	2518.48		8,707		5,442		9,447			(3,265)				0001	
Invesco Dynamic Growth Index	Fixed Annuity Hedge	N/A	Equity/Index	AEL 85LNZLR1WR9SYRVFCH09	05/02/2024	05/01/2026	1,011	2,546,250	2518.48		77,151		62,685		83,815			(14,466)				0001	
S&P 500 Index Option PTP	Fixed Annuity Hedge	N/A	Equity/Index	AEL 85LNZLR1WR9SYRVFCH09	05/02/2024	05/02/2025	898	4,547,157	5064.2		242,660		151,663		395,127			(90,998)				0001	

E06.86

STATEMENT AS OF SEPTEMBER 30, 2024 OF THE EAGLE LIFE INSURANCE COMPANY

SCHEDULE DB - PART A - SECTION 1

Showing all Options, Caps, Floors, Collars, Swaps and Forwards Open as of Current Statement Date

1	2	3	4	5	6	7	8	9	10	11	12	13	14	15	16	17	18	19	20	21	22	23	
Description	Description of Item(s) Hedged, Used for Income Generation or Replicated	Schedule/ Exhibit Identifier	Type(s) of Risk(s) (a)	Exchange, Counterparty or Central Clearinghouse	Trade Date	Date of Maturity or Expiration	Number of Contracts	Notional Amount	Strike Price, Rate or Index Received (Paid)	Cumulative Prior Year(s) Initial Cost of Un-discounted Premium (Received) Paid	Current Year Initial Cost of Un-discounted Premium (Received) Paid	Current Year Income	Book/ Adjusted Carrying Value	Code	Fair Value	Unrealized Valuation Increase/ (Decrease)	Total Foreign Exchange Change in B./A.C.V.	Current Year's (Amortization)/ Accretion	Adjustment to Carrying Value of Hedged Item	Potential Exposure	Credit Quality of Reference Entity	Hedge Effectiveness at Inception and at Quarter-end (b)	
S&P 500 Dividend Aristocrats Daily Risk Control 5% Excess Return	Fixed Annuity Hedge	N/A	Equity/Index	AEL 85LNZLR1WR9SYRVFCH09	05/02/2024	05/02/2025	165	297,575	1803.89		6,517		4,073		12,433			(2,444)				0001	
Franklin Global Trends Index	Fixed Annuity Hedge	N/A	Equity/Index	AEL 85LNZLR1WR9SYRVFCH09	05/03/2024	05/02/2025	1,319	318,625	241.61		7,424		4,640		17,434			(2,784)				0001	
Invesco Dynamic Growth Index	Fixed Annuity Hedge	N/A	Equity/Index	AEL 85LNZLR1WR9SYRVFCH09	05/03/2024	05/02/2025	342	864,436	2527.97		18,931		11,832		18,599			(7,099)				0001	
Invesco Dynamic Growth Index	Fixed Annuity Hedge	N/A	Equity/Index	AEL 85LNZLR1WR9SYRVFCH09	05/03/2024	05/01/2026	93	235,953	2527.97		7,173		5,828		7,291			(1,345)				0001	
S&P 500 Index Option PTP	Fixed Annuity Hedge	N/A	Equity/Index	AEL 85LNZLR1WR9SYRVFCH09	05/03/2024	05/02/2025	2,160	11,077,341	5127.79		445,758		278,599		694,092			(167,159)				0001	
S&P 500 Index Option PTP	Fixed Annuity Hedge	N/A	Equity/Index	AEL 85LNZLR1WR9SYRVFCH09	05/03/2024	05/05/2025	638	3,273,222	5127.79		123,078		76,924		186,373			(46,154)				0001	
S&P 500 Dividend Aristocrats Daily Risk Control 5% Total Return	Fixed Annuity Hedge	N/A	Equity/Index	AEL 85LNZLR1WR9SYRVFCH09	05/03/2024	05/02/2025	6	21,233	3378.95		988		617		1,491			(370)				0001	
S&P 500 Dividend Aristocrats Daily Risk Control 5% Total Return	Fixed Annuity Hedge	N/A	Equity/Index	AEL 85LNZLR1WR9SYRVFCH09	05/03/2024	05/05/2025		1,324	3378.95		62		39		93			(23)				0001	
S&P 500 Dividend Aristocrats Daily Risk Control 5% Excess Return	Fixed Annuity Hedge	N/A	Equity/Index	AEL 85LNZLR1WR9SYRVFCH09	05/03/2024	05/02/2025	1,230	2,223,243	1807.2		48,689		30,431		89,460			(18,258)				0001	
S&P 500 Dividend Aristocrats Daily Risk Control 5% Excess Return	Fixed Annuity Hedge	N/A	Equity/Index	AEL 85LNZLR1WR9SYRVFCH09	05/03/2024	05/01/2026	151	273,736	1807.2		8,431		6,850		13,474			(1,581)				0001	
S&P 500 Dividend Aristocrats Daily Risk Control 5% Excess Return	Fixed Annuity Hedge	N/A	Equity/Index	AEL 85LNZLR1WR9SYRVFCH09	05/03/2024	05/04/2026	1	1,698	1807.2		52		42		84			(10)				0001	
S&P 500 Dividend Aristocrats Daily Risk Control 5% Excess Return	Fixed Annuity Hedge	N/A	Equity/Index	AEL 85LNZLR1WR9SYRVFCH09	05/03/2024	05/05/2025	467	843,210	1807.2		18,382		11,489		34,002			(6,893)				0001	
S&P 500 Dividend Aristocrats Daily Risk Control 5% Excess Return	Fixed Annuity Hedge	N/A	Equity/Index	AEL 85LNZLR1WR9SYRVFCH09	05/03/2024	05/05/2026	23	40,952	1807.2		1,261		1,025		2,019			(236)				0001	
Franklin Global Trends Index	Fixed Annuity Hedge	N/A	Equity/Index	AEL 85LNZLR1WR9SYRVFCH09	05/06/2024	05/06/2026	7	1,578	241.92		52		42		96			(10)				0001	
Invesco Dynamic Growth Index	Fixed Annuity Hedge	N/A	Equity/Index	AEL 85LNZLR1WR9SYRVFCH09	05/06/2024	05/06/2025	241	611,595	2534.93		13,394		8,371		12,289			(5,023)				0001	
Invesco Dynamic Growth Index	Fixed Annuity Hedge	N/A	Equity/Index	AEL 85LNZLR1WR9SYRVFCH09	05/06/2024	05/06/2026	37	93,090	2534.93		2,830		2,299		2,754			(531)				0001	
Blackrock Adaptive US Equity Index 7%	Fixed Annuity Hedge	N/A	Equity/Index	AEL 85LNZLR1WR9SYRVFCH09	05/06/2024	05/06/2026	34	37,830	1105.75		1,458		1,185		2,151			(273)				0001	
S&P 500 Index Option PTP	Fixed Annuity Hedge	N/A	Equity/Index	AEL 85LNZLR1WR9SYRVFCH09	05/06/2024	05/06/2025	377	1,955,440	5180.74		74,207		46,380		113,871			(27,828)				0001	
S&P 500 Dividend Aristocrats Daily Risk Control 5% Excess Return	Fixed Annuity Hedge	N/A	Equity/Index	AEL 85LNZLR1WR9SYRVFCH09	05/06/2024	05/06/2025	121	219,692	1810.11		4,789		2,993		8,573			(1,796)				0001	
Franklin Global Trends Index	Fixed Annuity Hedge	N/A	Equity/Index	AEL 85LNZLR1WR9SYRVFCH09	05/07/2024	05/07/2025	1,144	276,872	242.09		6,479		4,049		14,672			(2,430)				0001	

E06.87

STATEMENT AS OF SEPTEMBER 30, 2024 OF THE EAGLE LIFE INSURANCE COMPANY

SCHEDULE DB - PART A - SECTION 1

Showing all Options, Caps, Floors, Collars, Swaps and Forwards Open as of Current Statement Date

1	2	3	4	5	6	7	8	9	10	11	12	13	14	15	16	17	18	19	20	21	22	23		
Description	Description of Item(s) Hedged, Used for Income Generation or Replicated	Schedule/ Exhibit Identifier	Type(s) of Risk(s) (a)	Exchange, Counterparty or Central Clearinghouse	Trade Date	Date of Maturity or Expiration	Number of Contracts	Notional Amount	Strike Price, Rate or Index Received (Paid)	Cumulative Prior Year(s) Initial Cost of Un-discounted Premium (Received) Paid	Current Year Initial Cost of Un-discounted Premium (Received) Paid	Current Year Income	Book/ Adjusted Carrying Value	Code	Fair Value	Unrealized Valuation Increase/ (Decrease)	Total Foreign Exchange Change in B./A.C.V.	Current Year's (Amortization)/ Accretion	Adjustment to Carrying Value of Hedged Item	Potential Exposure	Credit Quality of Reference Entity	Hedge Effectiveness at Inception and at Quarter-end (b)		
Invesco Dynamic Growth Index	Fixed Annuity Hedge	N/A	Equity/Index	AEL 85LNZLR1WR9SYRVFCH09	05/07/2024	05/07/2025	91	230,704	2534.28		5,052		3,158		4,676			(1,895)				0001		
Blackrock Adaptive US Equity Index 7%	Fixed Annuity Hedge	N/A	Equity/Index	AEL 85LNZLR1WR9SYRVFCH09	05/07/2024	05/07/2025	242	268,188	1106.31		7,667		4,792		12,396			(2,875)					0001	
S&P 500 Index Option	Fixed Annuity Hedge	N/A	Equity/Index	AEL 85LNZLR1WR9SYRVFCH09	05/07/2024	05/07/2025	663	3,437,732	5187.7		141,506		88,441		218,184			(53,065)					0001	
PPTP	Fixed Annuity Hedge	N/A	Equity/Index	AEL 85LNZLR1WR9SYRVFCH09	05/07/2024	05/07/2025	457	829,126	1815.56		18,075		11,297		30,365			(6,778)					0001	
S&P 500 Dividend Aristocrats Daily Risk Control 5% Excess Return	Fixed Annuity Hedge	N/A	Equity/Index	AEL 85LNZLR1WR9SYRVFCH09	05/07/2024	05/07/2026	25	45,143	1815.56		1,377		1,119		2,079			(258)					0001	
S&P 500 Dividend Aristocrats Daily Risk Control 5% Excess Return	Fixed Annuity Hedge	N/A	Equity/Index	AEL 85LNZLR1WR9SYRVFCH09	05/08/2024	05/08/2025	198	47,916	241.72		1,121		701		2,607			(420)					0001	
Franklin Global Trends Index	Fixed Annuity Hedge	N/A	Equity/Index	AEL 85LNZLR1WR9SYRVFCH09	05/08/2024	05/08/2025	255	645,209	2533.52		14,130		8,831		13,207			(5,299)					0001	
Invesco Dynamic Growth Index	Fixed Annuity Hedge	N/A	Equity/Index	AEL 85LNZLR1WR9SYRVFCH09	05/08/2024	05/08/2026	3	6,860	2533.52		209		169		205			(39)					0001	
Invesco Dynamic Growth Index	Fixed Annuity Hedge	N/A	Equity/Index	AEL 85LNZLR1WR9SYRVFCH09	05/08/2024	05/08/2025	47	51,875	1106.17		1,483		927		2,404			(556)					0001	
Blackrock Adaptive US Equity Index 7%	Fixed Annuity Hedge	N/A	Equity/Index	AEL 85LNZLR1WR9SYRVFCH09	05/08/2024	05/08/2025	1,025	5,318,801	5187.67		279,131		174,457		442,828			(104,674)					0001	
S&P 500 Index Option	Fixed Annuity Hedge	N/A	Equity/Index	AEL 85LNZLR1WR9SYRVFCH09	05/08/2024	05/08/2026	15	78,392	5187.67		6,288		5,109		8,326			(1,179)					0001	
PPTP	Fixed Annuity Hedge	N/A	Equity/Index	AEL 85LNZLR1WR9SYRVFCH09	05/08/2024	05/08/2025	2	11,421	5187.67		349		218		484			(131)					0001	
S&P 500 Index Option	Fixed Annuity Hedge	N/A	Equity/Index	AEL 85LNZLR1WR9SYRVFCH09	05/08/2024	05/08/2025	56	188,950	3396.13		8,415		5,259		12,021			(3,156)					0001	
CLQ	Fixed Annuity Hedge	N/A	Equity/Index	AEL 85LNZLR1WR9SYRVFCH09	05/08/2024	05/08/2025	406	737,718	1815.02		16,156		10,098		27,215			(6,059)					0001	
S&P 500 Dividend Aristocrats Daily Risk Control 5% Total Return	Fixed Annuity Hedge	N/A	Equity/Index	AEL 85LNZLR1WR9SYRVFCH09	05/08/2024	05/08/2026	966	1,752,580	1815.02		53,278		43,289		81,120			(9,990)					0001	
S&P 500 Dividend Aristocrats Daily Risk Control 5% Excess Return	Fixed Annuity Hedge	N/A	Equity/Index	AEL 85LNZLR1WR9SYRVFCH09	05/09/2024	05/09/2025	391	94,721	242.32		2,216		1,385		4,941			(831)					0001	
Franklin Global Trends Index	Fixed Annuity Hedge	N/A	Equity/Index	AEL 85LNZLR1WR9SYRVFCH09	05/09/2024	05/09/2025	207	526,792	2541.93		11,537		7,210		9,855			(4,326)					0001	
Invesco Dynamic Growth Index	Fixed Annuity Hedge	N/A	Equity/Index	AEL 85LNZLR1WR9SYRVFCH09	05/09/2024	05/09/2025	1,205	6,281,622	5214.08		323,954		202,471		488,434			(121,483)					0001	
PPTP	Fixed Annuity Hedge	N/A	Equity/Index	AEL 85LNZLR1WR9SYRVFCH09	05/09/2024	05/09/2025	38	129,263	3412		5,693		3,558		7,670			(2,135)					0001	
S&P 500 Dividend Aristocrats Daily Risk Control 5% Total Return	Fixed Annuity Hedge	N/A	Equity/Index	AEL 85LNZLR1WR9SYRVFCH09	05/09/2024	05/09/2025	617	1,124,176	1823.22		24,507		15,317		37,555			(9,190)					0001	
S&P 500 Dividend Aristocrats Daily Risk Control 5% Excess Return	Fixed Annuity Hedge	N/A	Equity/Index	AEL 85LNZLR1WR9SYRVFCH09	05/09/2024	05/08/2026	129	234,419	1823.22		7,126		5,790		10,122			(1,336)					0001	

E06.88

STATEMENT AS OF SEPTEMBER 30, 2024 OF THE EAGLE LIFE INSURANCE COMPANY

SCHEDULE DB - PART A - SECTION 1

Showing all Options, Caps, Floors, Collars, Swaps and Forwards Open as of Current Statement Date

1	2	3	4	5	6	7	8	9	10	11	12	13	14	15	16	17	18	19	20	21	22	23	
Description	Description of Item(s) Hedged, Used for Income Generation or Replicated	Schedule/ Exhibit Identifier	Type(s) of Risk(s) (a)	Exchange, Counterparty or Central Clearinghouse	Trade Date	Date of Maturity or Expiration	Number of Contracts	Notional Amount	Strike Price, Rate or Index Received (Paid)	Cumulative Prior Year(s) Initial Cost of Un-discounted Premium (Received) Paid	Current Year Initial Cost of Un-discounted Premium (Received) Paid	Current Year Income	Book/ Adjusted Carrying Value	Code	Fair Value	Unrealized Valuation Increase/ (Decrease)	Total Foreign Exchange Change in B./A.C.V.	Current Year's (Amortization)/ Accretion	Adjustment to Carrying Value of Hedged Item	Potential Exposure	Credit Quality of Reference Entity	Hedge Effectiveness at Inception and at Quarter-end (b)	
Franklin Global Trends Index	Fixed Annuity Hedge	N/A	Equity/Index	AEL 85LNZLR1WR9SYRVFCH09	05/10/2024	05/09/2025	184	44,659	242.09		1,041		650		2,368			(390)				0001	
Franklin Global Trends Index	Fixed Annuity Hedge	N/A	Equity/Index	AEL 85LNZLR1WR9SYRVFCH09	05/10/2024	05/08/2026	105	25,476	242.09		831		675		1,531			(156)				0001	
Invesco Dynamic Growth Index	Fixed Annuity Hedge	N/A	Equity/Index	AEL 85LNZLR1WR9SYRVFCH09	05/10/2024	05/09/2025	144	364,571	2538.16		7,984		4,990		7,109			(2,994)				0001	
Invesco Dynamic Growth Index	Fixed Annuity Hedge	N/A	Equity/Index	AEL 85LNZLR1WR9SYRVFCH09	05/10/2024	05/12/2025	26	66,814	2538.16		1,470		919		1,310			(551)				0001	
Invesco Dynamic Growth Index	Fixed Annuity Hedge	N/A	Equity/Index	AEL 85LNZLR1WR9SYRVFCH09	05/10/2024	05/08/2026	237	600,669	2538.16		18,260		14,837		17,407			(3,424)				0001	
S&P 500 Index Option	Fixed Annuity Hedge	N/A	Equity/Index	AEL 85LNZLR1WR9SYRVFCH09	05/10/2024	05/11/2026	10	25,934	2538.16		788		641		753			(148)				0001	
S&P 500 Index Option	Fixed Annuity Hedge	N/A	Equity/Index	AEL 85LNZLR1WR9SYRVFCH09	05/10/2024	05/09/2025	2,134	11,145,867	5222.68		455,927		284,955		676,256			(170,973)				0001	
S&P 500 Index Option	Fixed Annuity Hedge	N/A	Equity/Index	AEL 85LNZLR1WR9SYRVFCH09	05/10/2024	05/12/2025	871	4,546,827	5222.68		186,322		116,451		270,630			(69,871)				0001	
S&P 500 Dividend Aristocrats Daily Risk Control 5% Total Return	Fixed Annuity Hedge	N/A	Equity/Index	AEL 85LNZLR1WR9SYRVFCH09	05/10/2024	05/09/2025	5	18,308	3418.08		822		514		1,056			(308)				0001	
S&P 500 Dividend Aristocrats Daily Risk Control 5% Total Return	Fixed Annuity Hedge	N/A	Equity/Index	AEL 85LNZLR1WR9SYRVFCH09	05/10/2024	05/12/2025	9	29,737	3418.08		1,291		807		1,663			(484)				0001	
S&P 500 Dividend Aristocrats Daily Risk Control 5% Excess Return	Fixed Annuity Hedge	N/A	Equity/Index	AEL 85LNZLR1WR9SYRVFCH09	05/10/2024	05/09/2025	1,034	1,887,909	1826.2		41,345		25,841		60,743			(15,504)				0001	
S&P 500 Dividend Aristocrats Daily Risk Control 5% Excess Return	Fixed Annuity Hedge	N/A	Equity/Index	AEL 85LNZLR1WR9SYRVFCH09	05/10/2024	05/08/2026	435	793,854	1826.2		24,609		19,995		33,405			(4,614)				0001	
S&P 500 Dividend Aristocrats Daily Risk Control 5% Excess Return	Fixed Annuity Hedge	N/A	Equity/Index	AEL 85LNZLR1WR9SYRVFCH09	05/10/2024	05/12/2025	536	978,847	1826.2		21,339		13,337		31,592			(8,002)				0001	
S&P 500 Dividend Aristocrats Daily Risk Control 5% Excess Return	Fixed Annuity Hedge	N/A	Equity/Index	AEL 85LNZLR1WR9SYRVFCH09	05/10/2024	05/12/2026	15	26,626	1826.2		825		671		1,123			(155)				0001	
Invesco Dynamic Growth Index	Fixed Annuity Hedge	N/A	Equity/Index	AEL 85LNZLR1WR9SYRVFCH09	05/13/2024	05/13/2025	6	15,840	2539.61		347		217		306			(130)				0001	
S&P 500 Index Option	Fixed Annuity Hedge	N/A	Equity/Index	AEL 85LNZLR1WR9SYRVFCH09	05/13/2024	05/13/2025	324	1,692,625	5221.42		87,387		54,617		139,556			(32,770)				0001	
S&P 500 Dividend Aristocrats Daily Risk Control 5% Excess Return	Fixed Annuity Hedge	N/A	Equity/Index	AEL 85LNZLR1WR9SYRVFCH09	05/13/2024	05/13/2025	189	344,594	1824.14		7,547		4,717		11,425			(2,830)				0001	
S&P 500 Dividend Aristocrats Daily Risk Control 5% Excess Return	Fixed Annuity Hedge	N/A	Equity/Index	AEL 85LNZLR1WR9SYRVFCH09	05/13/2024	05/13/2026	247	451,115	1824.14		13,759		11,179		19,375			(2,580)				0001	
Franklin Global Trends Index	Fixed Annuity Hedge	N/A	Equity/Index	AEL 85LNZLR1WR9SYRVFCH09	05/14/2024	05/14/2025	410	99,408	242.65		2,326		1,454		5,075			(872)				0001	
Invesco Dynamic Growth Index	Fixed Annuity Hedge	N/A	Equity/Index	AEL 85LNZLR1WR9SYRVFCH09	05/14/2024	05/14/2025	74	188,235	2546.75		4,122		2,576		3,369			(1,546)				0001	
Invesco Dynamic Growth Index	Fixed Annuity Hedge	N/A	Equity/Index	AEL 85LNZLR1WR9SYRVFCH09	05/14/2024	05/14/2026	51	129,850	2546.75		3,947		3,207		3,563			(740)				0001	

E06.89

STATEMENT AS OF SEPTEMBER 30, 2024 OF THE EAGLE LIFE INSURANCE COMPANY

SCHEDULE DB - PART A - SECTION 1

Showing all Options, Caps, Floors, Collars, Swaps and Forwards Open as of Current Statement Date

1	2	3	4	5	6	7	8	9	10	11	12	13	14	15	16	17	18	19	20	21	22	23	
Description	Description of Item(s) Hedged, Used for Income Generation or Replicated	Schedule/ Exhibit Identifier	Type(s) of Risk(s) (a)	Exchange, Counterparty or Central Clearinghouse	Trade Date	Date of Maturity or Expiration	Number of Contracts	Notional Amount	Strike Price, Rate or Index Received (Paid)	Cumulative Prior Year(s) Initial Cost of Un-discounted Premium (Received) Paid	Current Year Initial Cost of Un-discounted Premium (Received) Paid	Current Year Income	Book/ Adjusted Carrying Value	Code	Fair Value	Unrealized Valuation Increase/ (Decrease)	Total Foreign Exchange Change in B./A.C.V.	Current Year's (Amortization)/ Accretion	Adjustment to Carrying Value of Hedged Item	Potential Exposure	Credit Quality of Reference Entity	Hedge Effectiveness at Inception and at Quarter-end (b)	
Blackrock Adaptive US Equity Index 7% S&P 500 Index Option	Fixed Annuity Hedge	N/A	Equity/Index	AEL 85LNZLR1WR9SYRVFCH09	05/14/2024	05/14/2025	63	69,856	1113.03		1,998		1,249		2,938			(749)				0001	
S&P 500 Dividend Aristocrats Daily Risk Control 5% Excess Return	Fixed Annuity Hedge	N/A	Equity/Index	AEL 85LNZLR1WR9SYRVFCH09	05/14/2024	05/14/2025	583	3,060,589	5246.68		149,477		93,423		229,332			(56,054)				0001	
S&P 500 Dividend Aristocrats Daily Risk Control 5% Excess Return	Fixed Annuity Hedge	N/A	Equity/Index	AEL 85LNZLR1WR9SYRVFCH09	05/14/2024	05/14/2025	488	889,819	1823.68		19,366		12,104		29,701			(7,262)				0001	
S&P 500 Dividend Aristocrats Daily Risk Control 5% Excess Return	Fixed Annuity Hedge	N/A	Equity/Index	AEL 85LNZLR1WR9SYRVFCH09	05/14/2024	05/14/2026	263	479,068	1823.68		14,778		12,007		20,667			(2,771)				0001	
S&P 500 Index Option	Fixed Annuity Hedge	N/A	Equity/Index	AEL 85LNZLR1WR9SYRVFCH09	05/15/2024	05/15/2025	747	3,964,307	5308.15		192,891		120,557		277,411			(72,334)				0001	
S&P 500 Index Option	Fixed Annuity Hedge	N/A	Equity/Index	AEL 85LNZLR1WR9SYRVFCH09	05/15/2024	05/15/2026	66	349,450	5308.15		19,903		16,171		23,661			(3,732)				0001	
S&P 500 Dividend Aristocrats Daily Risk Control 5% Total Return	Fixed Annuity Hedge	N/A	Equity/Index	AEL 85LNZLR1WR9SYRVFCH09	05/15/2024	05/15/2025	59	202,475	3419.46		8,898		5,561		11,721			(3,337)				0001	
S&P 500 Dividend Aristocrats Daily Risk Control 5% Excess Return	Fixed Annuity Hedge	N/A	Equity/Index	AEL 85LNZLR1WR9SYRVFCH09	05/15/2024	05/15/2025	289	528,455	1825.55		11,837		7,398		17,249			(4,439)				0001	
S&P 500 Dividend Aristocrats Daily Risk Control 5% Excess Return	Fixed Annuity Hedge	N/A	Equity/Index	AEL 85LNZLR1WR9SYRVFCH09	05/15/2024	05/15/2026	435	794,972	1825.55		24,644		20,023		33,767			(4,621)				0001	
S&P 500 Index Option	Fixed Annuity Hedge	N/A	Equity/Index	AEL 85LNZLR1WR9SYRVFCH09	05/16/2024	05/16/2025	817	4,328,767	5297.1		237,484		148,427		343,047			(89,056)				0001	
S&P 500 Dividend Aristocrats Daily Risk Control 5% Excess Return	Fixed Annuity Hedge	N/A	Equity/Index	AEL 85LNZLR1WR9SYRVFCH09	05/16/2024	05/16/2025	653	1,194,156	1828.34		26,271		16,420		37,667			(9,852)				0001	
S&P 500 Dividend Aristocrats Daily Risk Control 5% Excess Return	Fixed Annuity Hedge	N/A	Equity/Index	AEL 85LNZLR1WR9SYRVFCH09	05/16/2024	05/15/2026	228	416,373	1828.34		12,824		10,420		17,264			(2,405)				0001	
Franklin Global Trends Index	Fixed Annuity Hedge	N/A	Equity/Index	AEL 85LNZLR1WR9SYRVFCH09	05/16/2024	05/16/2025	1,079	262,834	243.66		6,150		3,844		12,466			(2,306)				0001	
Invesco Dynamic Growth Index	Fixed Annuity Hedge	N/A	Equity/Index	AEL 85LNZLR1WR9SYRVFCH09	05/16/2024	05/16/2025	398	1,013,975	2549.82		22,206		13,879		17,603			(8,327)				0001	
Invesco Dynamic Growth Index	Fixed Annuity Hedge	N/A	Equity/Index	AEL 85LNZLR1WR9SYRVFCH09	05/16/2024	05/15/2026	3	6,494	2549.82		197		160		175			(37)				0001	
Franklin Global Trends Index	Fixed Annuity Hedge	N/A	Equity/Index	AEL 85LNZLR1WR9SYRVFCH09	05/17/2024	05/16/2025	830	202,255	243.57		4,713		2,945		9,658			(1,767)				0001	
Franklin Global Trends Index	Fixed Annuity Hedge	N/A	Equity/Index	AEL 85LNZLR1WR9SYRVFCH09	05/17/2024	05/19/2025	2,085	507,836	243.57		11,883		7,427		24,285			(4,456)				0001	
Invesco Dynamic Growth Index	Fixed Annuity Hedge	N/A	Equity/Index	AEL 85LNZLR1WR9SYRVFCH09	05/17/2024	05/16/2025	873	2,222,806	2547.24		48,679		30,425		39,717			(18,255)				0001	
Invesco Dynamic Growth Index	Fixed Annuity Hedge	N/A	Equity/Index	AEL 85LNZLR1WR9SYRVFCH09	05/17/2024	05/19/2025	347	882,897	2547.24		19,424		12,140		15,864			(7,284)				0001	
Invesco Dynamic Growth Index	Fixed Annuity Hedge	N/A	Equity/Index	AEL 85LNZLR1WR9SYRVFCH09	05/17/2024	05/15/2026	189	481,076	2547.24		14,625		11,883		13,166			(2,742)				0001	
S&P 500 Index Option	Fixed Annuity Hedge	N/A	Equity/Index	AEL 85LNZLR1WR9SYRVFCH09	05/17/2024	05/19/2026	76	194,099	2547.24		5,920		4,810		5,328			(1,110)				0001	
PTPT	Fixed Annuity Hedge	N/A	Equity/Index	AEL 85LNZLR1WR9SYRVFCH09	05/17/2024	05/16/2025	2,172	11,519,062	5303.27		492,036		307,522		692,282			(184,513)				0001	

E06.90

STATEMENT AS OF SEPTEMBER 30, 2024 OF THE EAGLE LIFE INSURANCE COMPANY

SCHEDULE DB - PART A - SECTION 1

Showing all Options, Caps, Floors, Collars, Swaps and Forwards Open as of Current Statement Date

1	2	3	4	5	6	7	8	9	10	11	12	13	14	15	16	17	18	19	20	21	22	23	
Description	Description of Item(s) Hedged, Used for Income Generation or Replicated	Schedule/ Exhibit Identifier	Type(s) of Risk(s) (a)	Exchange, Counterparty or Central Clearinghouse	Trade Date	Date of Maturity or Expiration	Number of Contracts	Notional Amount	Strike Price, Rate or Index Received (Paid)	Cumulative Prior Year(s) Initial Cost of Un-discounted Premium (Received) Paid	Current Year Initial Cost of Un-discounted Premium (Received) Paid	Current Year Income	Book/ Adjusted Carrying Value	Code	Fair Value	Unrealized Valuation Increase/ (Decrease)	Total Foreign Exchange Change in B./A.C.V.	Current Year's (Amortization)/ Accretion	Adjustment to Carrying Value of Hedged Item	Potential Exposure	Credit Quality of Reference Entity	Hedge Effectiveness at Inception and at Quarter-end (b)	
S&P 500 Index Option PTP	Fixed Annuity Hedge	N/A	Equity/Index	AEL 85LNZLR1WR9SYRVFCH09	.05/17/2024	.05/19/2025	902	4,782,784	5303.27		194,732		121,708		266,587			(73,025)				0001	
S&P 500 Dividend Aristocrats Daily Risk Control 5% Total Return	Fixed Annuity Hedge	N/A	Equity/Index	AEL 85LNZLR1WR9SYRVFCH09	.05/17/2024	.05/16/2025	63	215,718	3430.41		10,066		6,291		12,569			(3,775)				0001	
S&P 500 Dividend Aristocrats Daily Risk Control 5% Excess Return	Fixed Annuity Hedge	N/A	Equity/Index	AEL 85LNZLR1WR9SYRVFCH09	.05/17/2024	.05/16/2025	1,633	2,989,928	1830.85		65,778		41,112		91,324			(24,667)				0001	
S&P 500 Dividend Aristocrats Daily Risk Control 5% Excess Return	Fixed Annuity Hedge	N/A	Equity/Index	AEL 85LNZLR1WR9SYRVFCH09	.05/17/2024	.05/15/2026	267	488,519	1830.85		15,095		12,265		19,816			(2,830)				0001	
S&P 500 Dividend Aristocrats Daily Risk Control 5% Excess Return	Fixed Annuity Hedge	N/A	Equity/Index	AEL 85LNZLR1WR9SYRVFCH09	.05/17/2024	.05/18/2026	2	2,986	1830.85		92		75		121			(17)				0001	
S&P 500 Index Option PTP	Fixed Annuity Hedge	N/A	Equity/Index	AEL 85LNZLR1WR9SYRVFCH09	.05/17/2024	.05/19/2025	708	1,296,550	1830.85		28,394		17,747		39,735			(10,648)				0001	
S&P Digital	Fixed Annuity Hedge	N/A	Equity/Index	AEL 85LNZLR1WR9SYRVFCH09	.05/20/2024	.05/20/2025	593	3,147,322	5308.13		112,827		70,517		155,291			(42,310)				0001	
S&P 500 Dividend Aristocrats Daily Risk Control 5% Excess Return	Fixed Annuity Hedge	N/A	Equity/Index	AEL 85LNZLR1WR9SYRVFCH09	.05/20/2024	.05/20/2025	1	4,576	5308.13		46		29		56			(17)				0001	
Franklin Global Trends Index	Fixed Annuity Hedge	N/A	Equity/Index	AEL 85LNZLR1WR9SYRVFCH09	.05/20/2024	.05/20/2025	387	707,206	1825.34		15,413		9,633		23,261			(5,780)				0001	
Invesco Dynamic Growth Index	Fixed Annuity Hedge	N/A	Equity/Index	AEL 85LNZLR1WR9SYRVFCH09	.05/20/2024	.05/20/2026	62	15,189	243.39		497		404		853			(93)				0001	
Blackrock Adaptive US Equity Index 7%	Fixed Annuity Hedge	N/A	Equity/Index	AEL 85LNZLR1WR9SYRVFCH09	.05/20/2024	.05/20/2025	51	130,300	2545.63		2,854		1,783		2,387			(1,070)				0001	
Franklin Global Trends Index	Fixed Annuity Hedge	N/A	Equity/Index	AEL 85LNZLR1WR9SYRVFCH09	.05/20/2024	.05/20/2025	40	44,339	1121.22		1,268		792		1,653			(475)				0001	
Invesco Dynamic Growth Index	Fixed Annuity Hedge	N/A	Equity/Index	AEL 85LNZLR1WR9SYRVFCH09	.05/21/2024	.05/21/2025	265	64,488	243.54		1,509		943		3,094			(566)				0001	
Invesco Dynamic Growth Index	Fixed Annuity Hedge	N/A	Equity/Index	AEL 85LNZLR1WR9SYRVFCH09	.05/21/2024	.05/21/2025	143	364,243	2545.01		7,977		4,986		6,731			(2,991)				0001	
Blackrock Adaptive US Equity Index 7%	Fixed Annuity Hedge	N/A	Equity/Index	AEL 85LNZLR1WR9SYRVFCH09	.05/21/2024	.05/21/2026	137	347,820	2545.01		10,574		8,591		9,710			(1,983)				0001	
S&P 500 Index Option PTP	Fixed Annuity Hedge	N/A	Equity/Index	AEL 85LNZLR1WR9SYRVFCH09	.05/21/2024	.05/21/2025	53	59,562	1122.83		1,703		1,064		2,167			(639)				0001	
S&P 500 Dividend Aristocrats Daily Risk Control 5% Excess Return	Fixed Annuity Hedge	N/A	Equity/Index	AEL 85LNZLR1WR9SYRVFCH09	.05/21/2024	.05/21/2025	567	3,018,340	5321.41		136,233		85,146		193,177			(51,087)				0001	
S&P 500 Dividend Aristocrats Daily Risk Control 5% Excess Return	Fixed Annuity Hedge	N/A	Equity/Index	AEL 85LNZLR1WR9SYRVFCH09	.05/21/2024	.05/21/2025	282	513,989	1821.98		10,897		6,810		17,637			(4,086)				0001	
Invesco Dynamic Growth Index	Fixed Annuity Hedge	N/A	Equity/Index	AEL 85LNZLR1WR9SYRVFCH09	.05/21/2024	.05/21/2026	451	821,360	1821.98		23,491		19,086		36,080			(4,405)				0001	
Invesco Dynamic Growth Index	Fixed Annuity Hedge	N/A	Equity/Index	AEL 85LNZLR1WR9SYRVFCH09	.05/22/2024	.05/22/2025	237	600,378	2536.77		13,148		8,218		12,143			(4,931)				0001	
Invesco Dynamic Growth Index	Fixed Annuity Hedge	N/A	Equity/Index	AEL 85LNZLR1WR9SYRVFCH09	.05/22/2024	.05/22/2026	21	54,451	2536.77		1,655		1,345		1,609			(310)				0001	

E06.91

STATEMENT AS OF SEPTEMBER 30, 2024 OF THE EAGLE LIFE INSURANCE COMPANY

SCHEDULE DB - PART A - SECTION 1

Showing all Options, Caps, Floors, Collars, Swaps and Forwards Open as of Current Statement Date

1	2	3	4	5	6	7	8	9	10	11	12	13	14	15	16	17	18	19	20	21	22	23		
Description	Description of Item(s) Hedged, Used for Income Generation or Replicated	Schedule/ Exhibit Identifier	Type(s) of Risk(s) (a)	Exchange, Counterparty or Central Clearinghouse	Trade Date	Date of Maturity or Expiration	Number of Contracts	Notional Amount	Strike Price, Rate or Index Received (Paid)	Cumulative Prior Year(s) Initial Cost of Un-discounted Premium (Received) Paid	Current Year Initial Cost of Un-discounted Premium (Received) Paid	Current Year Income	Book/ Adjusted Carrying Value	Code	Fair Value	Unrealized Valuation Increase/ (Decrease)	Total Foreign Exchange Change in B./A.C.V.	Current Year's (Amortization)/ Accretion	Adjustment to Carrying Value of Hedged Item	Potential Exposure	Credit Quality of Reference Entity	Hedge Effectiveness at Inception and at Quarter-end (b)		
Blackrock Adaptive US Equity Index 7%	Fixed Annuity Hedge .	N/A	Equity/Index	AEL 85LNZLR1WR9SYRVFCH09	.05/22/2024	.05/22/2025	28	31,750	1120.61		.908		.567		1,197			(340)				0001		
Blackrock Adaptive US Equity Index 7%	Fixed Annuity Hedge .	N/A	Equity/Index	AEL 85LNZLR1WR9SYRVFCH09	.05/22/2024	.05/22/2026	41	46,196	1120.61		1,779		1,446		2,262			(334)					0001	
S&P 500 Index Option PTPT	Fixed Annuity Hedge .	N/A	Equity/Index	AEL 85LNZLR1WR9SYRVFCH09	.05/22/2024	.05/22/2025	1,030	5,466,702	5307.01		296,505		185,316		420,038			(111,190)					0001	
S&P 500 Index Option PTPT	Fixed Annuity Hedge .	N/A	Equity/Index	AEL 85LNZLR1WR9SYRVFCH09	.05/22/2024	.05/22/2026	95	501,799	5307.01		38,024		30,894		46,268			(7,129)					0001	
S&P 500 Dividend Aristocrats Daily Risk Control 5% Total Return	Fixed Annuity Hedge .	N/A	Equity/Index	AEL 85LNZLR1WR9SYRVFCH09	.05/22/2024	.05/22/2025	137	467,429	3410.49		20,338		12,712		28,093			(7,627)					0001	
S&P 500 Dividend Aristocrats Daily Risk Control 5% Excess Return	Fixed Annuity Hedge .	N/A	Equity/Index	AEL 85LNZLR1WR9SYRVFCH09	.05/22/2024	.05/22/2025	526	957,422	1818.84		21,255		13,284		34,152			(7,971)					0001	
S&P 500 Dividend Aristocrats Daily Risk Control 5% Excess Return	Fixed Annuity Hedge .	N/A	Equity/Index	AEL 85LNZLR1WR9SYRVFCH09	.05/22/2024	.05/22/2026	85	154,794	1818.84		4,783		3,886		6,986			(897)					0001	
Franklin Global Trends Index	Fixed Annuity Hedge .	N/A	Equity/Index	AEL 85LNZLR1WR9SYRVFCH09	.05/23/2024	.05/23/2025	1,502	363,379	242.01		8,503		5,314		19,482			(3,189)					0001	
Invesco Dynamic Growth Index	Fixed Annuity Hedge .	N/A	Equity/Index	AEL 85LNZLR1WR9SYRVFCH09	.05/23/2024	.05/23/2025	445	1,124,702	2525.51		24,631		15,394		25,601			(9,237)					0001	
Invesco Dynamic Growth Index	Fixed Annuity Hedge .	N/A	Equity/Index	AEL 85LNZLR1WR9SYRVFCH09	.05/23/2024	.05/22/2026	586	1,479,511	2525.51		44,977		36,544		47,103			(8,433)					0001	
Blackrock Adaptive US Equity Index 7%	Fixed Annuity Hedge .	N/A	Equity/Index	AEL 85LNZLR1WR9SYRVFCH09	.05/23/2024	.05/23/2025	34	37,806	1114.98		1,080		675		1,556			(405)					0001	
S&P 500 Index Option PTPT	Fixed Annuity Hedge .	N/A	Equity/Index	AEL 85LNZLR1WR9SYRVFCH09	.05/23/2024	.05/23/2025	1,086	5,720,212	5267.84		307,800		192,375		439,108			(115,425)					0001	
S&P 500 Dividend Aristocrats Daily Risk Control 5% Excess Return	Fixed Annuity Hedge .	N/A	Equity/Index	AEL 85LNZLR1WR9SYRVFCH09	.05/23/2024	.05/23/2025	436	785,452	1803.55		17,123		10,702		33,393			(6,421)					0001	
S&P 500 Dividend Aristocrats Daily Risk Control 5% Excess Return	Fixed Annuity Hedge .	N/A	Equity/Index	AEL 85LNZLR1WR9SYRVFCH09	.05/23/2024	.05/22/2026	989	1,783,325	1803.55		53,856		43,758		91,205			(10,098)					0001	
Franklin Global Trends Index	Fixed Annuity Hedge .	N/A	Equity/Index	AEL 85LNZLR1WR9SYRVFCH09	.05/24/2024	.05/23/2025	2,771	671,736	242.42		15,651		9,782		34,990			(5,869)					0001	
Franklin Global Trends Index	Fixed Annuity Hedge .	N/A	Equity/Index	AEL 85LNZLR1WR9SYRVFCH09	.05/24/2024	.05/22/2026	898	217,765	242.42		7,099		5,768		12,912			(1,331)					0001	
Invesco Dynamic Growth Index	Fixed Annuity Hedge .	N/A	Equity/Index	AEL 85LNZLR1WR9SYRVFCH09	.05/24/2024	.05/23/2025	711	1,800,402	2531.42		39,429		24,643		38,572			(14,786)					0001	
Invesco Dynamic Growth Index	Fixed Annuity Hedge .	N/A	Equity/Index	AEL 85LNZLR1WR9SYRVFCH09	.05/24/2024	.05/22/2026	92	233,079	2531.42		7,062		5,738		7,136			(1,324)					0001	
Invesco Dynamic Growth Index	Fixed Annuity Hedge .	N/A	Equity/Index	AEL 85LNZLR1WR9SYRVFCH09	.05/24/2024	.05/26/2026	66	168,236	2531.42		5,114		4,155		5,164			(959)					0001	
Invesco Dynamic Growth Index	Fixed Annuity Hedge .	N/A	Equity/Index	AEL 85LNZLR1WR9SYRVFCH09	.05/24/2024	.05/27/2026	256	647,475	2531.42		19,683		15,993		19,888			(3,691)					0001	
S&P 500 Index Option PTPT	Fixed Annuity Hedge .	N/A	Equity/Index	AEL 85LNZLR1WR9SYRVFCH09	.05/24/2024	.05/23/2025	3,732	19,796,646	5304.72		863,738		539,836		1,184,053			(323,902)					0001	
S&P 500 Index Option PTPT	Fixed Annuity Hedge .	N/A	Equity/Index	AEL 85LNZLR1WR9SYRVFCH09	.05/24/2024	.05/27/2025	263	1,397,549	5304.72		42,666		26,666		55,520			(16,000)					0001	
S&P 500 Index Option CLQ	Fixed Annuity Hedge .	N/A	Equity/Index	AEL 85LNZLR1WR9SYRVFCH09	.05/24/2024	.05/26/2025	5	25,473	5304.72		838		524		1,456			(314)					0001	

EO6.92

STATEMENT AS OF SEPTEMBER 30, 2024 OF THE EAGLE LIFE INSURANCE COMPANY

SCHEDULE DB - PART A - SECTION 1

Showing all Options, Caps, Floors, Collars, Swaps and Forwards Open as of Current Statement Date

1	2	3	4	5	6	7	8	9	10	11	12	13	14	15	16	17	18	19	20	21	22	23	
Description	Description of Item(s) Hedged, Used for Income Generation or Replicated	Schedule/ Exhibit Identifier	Type(s) of Risk(s) (a)	Exchange, Counterparty or Central Clearinghouse	Trade Date	Date of Maturity or Expiration	Number of Contracts	Notional Amount	Strike Price, Rate or Index Received (Paid)	Cumulative Prior Year(s) Initial Cost of Un-discounted Premium (Received) Paid	Current Year Initial Cost of Un-discounted Premium (Received) Paid	Current Year Income	Book/ Adjusted Carrying Value	Code	Fair Value	Unrealized Valuation Increase/ (Decrease)	Total Foreign Exchange Change in B./A.C.V.	Current Year's (Amortization)/ Accretion	Adjustment to Carrying Value of Hedged Item	Potential Exposure	Credit Quality of Reference Entity	Hedge Effectiveness at Inception and at Quarter-end (b)	
S&P 500 Dividend Aristocrats Daily Risk Control 5% Total Return	Fixed Annuity Hedge	N/A	Equity/Index	AEL 85LNZLR1WR9SYRVFCH09	.05/24/2024	.05/23/2025	103	350,466	3387.19		15,035		9,397		22,932			(5,638)				0001	
S&P 500 Dividend Aristocrats Daily Risk Control 5% Total Return	Fixed Annuity Hedge	N/A	Equity/Index	AEL 85LNZLR1WR9SYRVFCH09	.05/24/2024	.05/27/2025	2	6,709	3387.19		280		175		428			(105)				0001	
S&P 500 Dividend Aristocrats Daily Risk Control 5% Excess Return	Fixed Annuity Hedge	N/A	Equity/Index	AEL 85LNZLR1WR9SYRVFCH09	.05/24/2024	.05/23/2025	2,224	4,016,844	1805.86		87,567		54,729		166,488			(32,838)				0001	
S&P 500 Dividend Aristocrats Daily Risk Control 5% Excess Return	Fixed Annuity Hedge	N/A	Equity/Index	AEL 85LNZLR1WR9SYRVFCH09	.05/24/2024	.05/22/2026	65	117,518	1805.86		3,573		2,903		5,900			(670)				0001	
S&P 500 Dividend Aristocrats Daily Risk Control 5% Excess Return	Fixed Annuity Hedge	N/A	Equity/Index	AEL 85LNZLR1WR9SYRVFCH09	.05/24/2024	.05/26/2026	11	20,167	1805.86		619		503		1,014			(116)				0001	
S&P 500 Dividend Aristocrats Daily Risk Control 5% Excess Return	Fixed Annuity Hedge	N/A	Equity/Index	AEL 85LNZLR1WR9SYRVFCH09	.05/24/2024	.05/27/2025	247	445,919	1805.86		9,855		6,159		18,532			(3,696)				0001	
S&P 500 Index Option PTPPT	Fixed Annuity Hedge	N/A	Equity/Index	AEL 85LNZLR1WR9SYRVFCH09	.05/28/2024	.05/28/2025	388	2,057,527	5306.04		93,164		58,227		132,265			(34,936)				0001	
S&P 500 Dividend Aristocrats Daily Risk Control 5% Excess Return	Fixed Annuity Hedge	N/A	Equity/Index	AEL 85LNZLR1WR9SYRVFCH09	.05/28/2024	.05/28/2025	343	615,807	1793.48		13,609		8,506		29,210			(5,104)				0001	
Blackrock Adaptive US Equity Index 7%	Fixed Annuity Hedge	N/A	Equity/Index	AEL 85LNZLR1WR9SYRVFCH09	.05/29/2024	.05/29/2025	89	99,599	1114.46		2,849		1,780		4,155			(1,068)				0001	
Blackrock Adaptive US Equity Index 7%	Fixed Annuity Hedge	N/A	Equity/Index	AEL 85LNZLR1WR9SYRVFCH09	.05/29/2024	.05/29/2026	53	59,592	1114.46		2,282		1,854		3,125			(428)				0001	
S&P 500 Index Option PTPPT	Fixed Annuity Hedge	N/A	Equity/Index	AEL 85LNZLR1WR9SYRVFCH09	.05/29/2024	.05/29/2025	590	3,107,729	5266.95		139,578		87,236		205,170			(52,342)				0001	
S&P 500 Index Option PTPPT	Fixed Annuity Hedge	N/A	Equity/Index	AEL 85LNZLR1WR9SYRVFCH09	.05/29/2024	.05/29/2026	107	564,246	5266.95		41,967		34,098		50,661			(7,869)				0001	
S&P 500 Index Option CLQ	Fixed Annuity Hedge	N/A	Equity/Index	AEL 85LNZLR1WR9SYRVFCH09	.05/29/2024	.05/29/2025	1	5,706	5266.95		177		111		341			(66)				0001	
S&P 500 Dividend Aristocrats Daily Risk Control 5% Total Return	Fixed Annuity Hedge	N/A	Equity/Index	AEL 85LNZLR1WR9SYRVFCH09	.05/29/2024	.05/29/2025	39	130,782	3346.63		5,569		3,480		10,069			(2,088)				0001	
S&P 500 Dividend Aristocrats Daily Risk Control 5% Excess Return	Fixed Annuity Hedge	N/A	Equity/Index	AEL 85LNZLR1WR9SYRVFCH09	.05/29/2024	.05/29/2025	274	487,710	1782.88		10,632		6,645		25,718			(3,987)				0001	
S&P 500 Dividend Aristocrats Daily Risk Control 5% Excess Return	Fixed Annuity Hedge	N/A	Equity/Index	AEL 85LNZLR1WR9SYRVFCH09	.05/29/2024	.05/29/2026	156	278,582	1782.88		8,580		6,972		16,744			(1,609)				0001	
Franklin Global Trends Index	Fixed Annuity Hedge	N/A	Equity/Index	AEL 85LNZLR1WR9SYRVFCH09	.05/30/2024	.05/30/2025	195	47,025	241.23		1,100		688		2,666			(413)				0001	
Invesco Dynamic Growth Index	Fixed Annuity Hedge	N/A	Equity/Index	AEL 85LNZLR1WR9SYRVFCH09	.05/30/2024	.05/30/2025	204	515,596	2523.67		11,292		7,057		12,068			(4,234)				0001	
Invesco Dynamic Growth Index	Fixed Annuity Hedge	N/A	Equity/Index	AEL 85LNZLR1WR9SYRVFCH09	.05/30/2024	.05/29/2026	39	98,848	2523.67		3,005		2,442		3,199			(563)				0001	

E06.93

STATEMENT AS OF SEPTEMBER 30, 2024 OF THE EAGLE LIFE INSURANCE COMPANY

SCHEDULE DB - PART A - SECTION 1

Showing all Options, Caps, Floors, Collars, Swaps and Forwards Open as of Current Statement Date

1	2	3	4	5	6	7	8	9	10	11	12	13	14	15	16	17	18	19	20	21	22	23	
Description	Description of Item(s) Hedged, Used for Income Generation or Replicated	Schedule/ Exhibit Identifier	Type(s) of Risk(s) (a)	Exchange, Counterparty or Central Clearinghouse	Trade Date	Date of Maturity or Expiration	Number of Contracts	Notional Amount	Strike Price, Rate or Index Received (Paid)	Cumulative Prior Year(s) Initial Cost of Un-discounted Premium (Received) Paid	Current Year Initial Cost of Un-discounted Premium (Received) Paid	Current Year Income	Book/ Adjusted Carrying Value	Code	Fair Value	Unrealized Valuation Increase/ (Decrease)	Total Foreign Exchange Change in B./A.C.V.	Current Year's (Amortization)/ Accretion	Adjustment to Carrying Value of Hedged Item	Potential Exposure	Credit Quality of Reference Entity	Hedge Effectiveness at Inception and at Quarter-end (b)	
S&P 500 Index Option PTPT	Fixed Annuity Hedge	N/A	Equity/Index	AEL 85LNZLR1WR9SYRVFCH09	.05/30/2024	.05/30/2025	1,219	6,382,121	5235.48		295,222		184,514		451,811			(110,708)				0001	
S&P 500 Dividend Aristocrats Daily Risk Control 5% Total Return	Fixed Annuity Hedge	N/A	Equity/Index	AEL 85LNZLR1WR9SYRVFCH09	.05/30/2024	.05/30/2025	123	414,462	3357.12		18,679		11,674		32,128			(7,005)				0001	
S&P 500 Dividend Aristocrats Daily Risk Control 5% Excess Return	Fixed Annuity Hedge	N/A	Equity/Index	AEL 85LNZLR1WR9SYRVFCH09	.05/30/2024	.05/30/2025	487	871,210	1788.2		19,147		11,967		43,628			(7,180)				0001	
S&P 500 Dividend Aristocrats Daily Risk Control 5% Excess Return	Fixed Annuity Hedge	N/A	Equity/Index	AEL 85LNZLR1WR9SYRVFCH09	.05/30/2024	.05/29/2026	337	601,904	1788.2		18,699		15,193		34,766			(3,506)				0001	
Franklin Global Trends Index	Fixed Annuity Hedge	N/A	Equity/Index	AEL 85LNZLR1WR9SYRVFCH09	.05/31/2024	.05/30/2025	2,646	639,949	241.89		14,911		9,319		34,686			(5,592)				0001	
Invesco Dynamic Growth Index	Fixed Annuity Hedge	N/A	Equity/Index	AEL 85LNZLR1WR9SYRVFCH09	.05/31/2024	.05/30/2025	342	867,390	2534.14		18,996		11,872		18,258			(7,123)				0001	
Invesco Dynamic Growth Index	Fixed Annuity Hedge	N/A	Equity/Index	AEL 85LNZLR1WR9SYRVFCH09	.05/31/2024	.06/02/2025	88	223,853	2534.14		4,925		3,078		4,733			(1,847)				0001	
Invesco Dynamic Growth Index	Fixed Annuity Hedge	N/A	Equity/Index	AEL 85LNZLR1WR9SYRVFCH09	.05/31/2024	.05/29/2026	24	60,104	2534.14		1,827		1,485		1,816			(343)				0001	
Invesco Dynamic Growth Index	Fixed Annuity Hedge	N/A	Equity/Index	AEL 85LNZLR1WR9SYRVFCH09	.05/31/2024	.06/01/2026	41	102,991	2534.14		3,131		2,544		3,117			(587)				0001	
Blackrock Adaptive US Equity Index 7%	Fixed Annuity Hedge	N/A	Equity/Index	AEL 85LNZLR1WR9SYRVFCH09	.05/31/2024	.05/30/2025	35	38,750	1115.9		1,104		690		1,584			(414)				0001	
S&P 500 Index Option PTPT	Fixed Annuity Hedge	N/A	Equity/Index	AEL 85LNZLR1WR9SYRVFCH09	.05/31/2024	.05/30/2025	2,489	13,135,785	5277.51		649,779		406,112		913,062			(243,667)				0001	
S&P 500 Index Option PTPT	Fixed Annuity Hedge	N/A	Equity/Index	AEL 85LNZLR1WR9SYRVFCH09	.05/31/2024	.06/02/2025	686	3,620,804	5277.51		126,838		79,274		170,852			(47,564)				0001	
S&P 500 Dividend Aristocrats Daily Risk Control 5% Total Return	Fixed Annuity Hedge	N/A	Equity/Index	AEL 85LNZLR1WR9SYRVFCH09	.05/31/2024	.05/30/2025	61	205,227	3388.27		9,641		6,025		14,589			(3,615)				0001	
S&P 500 Dividend Aristocrats Daily Risk Control 5% Total Return	Fixed Annuity Hedge	N/A	Equity/Index	AEL 85LNZLR1WR9SYRVFCH09	.05/31/2024	.06/02/2025	1	2,985	3388.27		124		77		191			(46)				0001	
S&P 500 Dividend Aristocrats Daily Risk Control 5% Excess Return	Fixed Annuity Hedge	N/A	Equity/Index	AEL 85LNZLR1WR9SYRVFCH09	.05/31/2024	.05/30/2025	748	1,350,262	1804.52		29,976		18,735		57,056			(11,241)				0001	
S&P 500 Dividend Aristocrats Daily Risk Control 5% Excess Return	Fixed Annuity Hedge	N/A	Equity/Index	AEL 85LNZLR1WR9SYRVFCH09	.05/31/2024	.05/29/2026	207	374,395	1804.52		11,719		9,521		19,054			(2,197)				0001	
S&P 500 Dividend Aristocrats Daily Risk Control 5% Excess Return	Fixed Annuity Hedge	N/A	Equity/Index	AEL 85LNZLR1WR9SYRVFCH09	.05/31/2024	.06/01/2026	130	234,155	1804.52		7,329		5,955		11,931			(1,374)				0001	
S&P 500 Dividend Aristocrats Daily Risk Control 5% Excess Return	Fixed Annuity Hedge	N/A	Equity/Index	AEL 85LNZLR1WR9SYRVFCH09	.05/31/2024	.06/02/2025	411	741,046	1804.52		16,451		10,282		31,374			(6,169)				0001	
S&P 500 Dividend Aristocrats Daily Risk Control 5% Excess Return	Fixed Annuity Hedge	N/A	Equity/Index	AEL 85LNZLR1WR9SYRVFCH09	.05/31/2024	.06/02/2026	96	174,017	1804.52		5,447		4,425		8,870			(1,021)				0001	

E06.94

STATEMENT AS OF SEPTEMBER 30, 2024 OF THE EAGLE LIFE INSURANCE COMPANY

SCHEDULE DB - PART A - SECTION 1

Showing all Options, Caps, Floors, Collars, Swaps and Forwards Open as of Current Statement Date

1	2	3	4	5	6	7	8	9	10	11	12	13	14	15	16	17	18	19	20	21	22	23		
Description	Description of Item(s) Hedged, Used for Income Generation or Replicated	Schedule/ Exhibit Identifier	Type(s) of Risk(s) (a)	Exchange, Counterparty or Central Clearinghouse	Trade Date	Date of Maturity or Expiration	Number of Contracts	Notional Amount	Strike Price, Rate or Index Received (Paid)	Cumulative Prior Year(s) Initial Cost of Un-discounted Premium (Received) Paid	Current Year Initial Cost of Un-discounted Premium (Received) Paid	Current Year Income	Book/ Adjusted Carrying Value	Code	Fair Value	Unrealized Valuation Increase/ (Decrease)	Total Foreign Exchange Change in B./A.C.V.	Current Year's (Amortization)/ Accretion	Adjustment to Carrying Value of Hedged Item	Potential Exposure	Credit Quality of Reference Entity	Hedge Effectiveness at Inception and at Quarter-end (b)		
Franklin Global Trends Index	Fixed Annuity Hedge	N/A	Equity/Index	AEL 85LNZLR1WR9SYRVFCH09	.06/03/2024	.06/03/2026	106	25,611	242.74		837		715		1,498			(122)				0001		
Invesco Dynamic Growth Index	Fixed Annuity Hedge	N/A	Equity/Index	AEL 85LNZLR1WR9SYRVFCH09	.06/03/2024	.06/03/2025	12	30,240	2536.06		662		469		628			(193)					0001	
Invesco Dynamic Growth Index	Fixed Annuity Hedge	N/A	Equity/Index	AEL 85LNZLR1WR9SYRVFCH09	.06/03/2024	.06/03/2026	36	90,895	2536.06		2,763		2,360		2,720			(403)					0001	
S&P 500 Index Option	Fixed Annuity Hedge	N/A	Equity/Index	AEL 85LNZLR1WR9SYRVFCH09	.06/03/2024	.06/03/2025	670	3,537,572	5283.4		157,214		111,360		221,700			(45,854)					0001	
PTPT	Fixed Annuity Hedge	N/A	Equity/Index	AEL 85LNZLR1WR9SYRVFCH09	.06/03/2024	.06/03/2025	302	543,283	1799.88		11,844		8,389		24,187			(3,454)					0001	
S&P 500 Dividend Aristocrats Daily Risk Control 5% Excess Return	Fixed Annuity Hedge	N/A	Equity/Index	AEL 85LNZLR1WR9SYRVFCH09	.06/03/2024	.06/03/2026	43	77,255	1799.88		2,410		2,059		4,086			(352)					0001	
S&P 500 Dividend Aristocrats Daily Risk Control 5% Excess Return	Fixed Annuity Hedge	N/A	Equity/Index	AEL 85LNZLR1WR9SYRVFCH09	.06/04/2024	.06/04/2025	334	1,765,282	5291.34		85,366		60,468		125,426			(24,899)					0001	
S&P 500 Dividend Aristocrats Daily Risk Control 5% Excess Return	Fixed Annuity Hedge	N/A	Equity/Index	AEL 85LNZLR1WR9SYRVFCH09	.06/04/2024	.06/04/2025	264	474,726	1798.7		10,442		7,396		21,412			(3,046)					0001	
Invesco Dynamic Growth Index	Fixed Annuity Hedge	N/A	Equity/Index	AEL 85LNZLR1WR9SYRVFCH09	.06/05/2024	.06/05/2025	22	54,821	2539.33		1,201		850		1,104			(350)					0001	
Invesco Dynamic Growth Index	Fixed Annuity Hedge	N/A	Equity/Index	AEL 85LNZLR1WR9SYRVFCH09	.06/05/2024	.06/05/2026	158	400,198	2539.33		12,206		10,426		11,732			(1,780)					0001	
S&P 500 Index Option	Fixed Annuity Hedge	N/A	Equity/Index	AEL 85LNZLR1WR9SYRVFCH09	.06/05/2024	.06/05/2025	986	5,277,278	5354.03		255,392		180,903		343,950			(74,489)					0001	
PTPT	Fixed Annuity Hedge	N/A	Equity/Index	AEL 85LNZLR1WR9SYRVFCH09	.06/05/2024	.06/05/2026	50	266,358	5354.03		16,555		14,141		19,394			(2,414)					0001	
S&P 500 Dividend Aristocrats Daily Risk Control 5% Total Return	Fixed Annuity Hedge	N/A	Equity/Index	AEL 85LNZLR1WR9SYRVFCH09	.06/05/2024	.06/05/2025	123	417,417	3380.94		17,851		12,644		28,851			(5,206)					0001	
S&P 500 Dividend Aristocrats Daily Risk Control 5% Excess Return	Fixed Annuity Hedge	N/A	Equity/Index	AEL 85LNZLR1WR9SYRVFCH09	.06/05/2024	.06/05/2025	682	1,227,922	1799.24		26,891		19,048		55,101			(7,843)					0001	
S&P 500 Dividend Aristocrats Daily Risk Control 5% Excess Return	Fixed Annuity Hedge	N/A	Equity/Index	AEL 85LNZLR1WR9SYRVFCH09	.06/05/2024	.06/05/2026	654	1,177,147	1799.24		37,080		31,673		62,624			(5,408)					0001	
S&P 500 Index Option	Fixed Annuity Hedge	N/A	Equity/Index	AEL 85LNZLR1WR9SYRVFCH09	.06/06/2024	.06/06/2025	1,129	6,045,250	5352.96		292,014		206,843		390,977			(85,171)					0001	
PTPT	Fixed Annuity Hedge	N/A	Equity/Index	AEL 85LNZLR1WR9SYRVFCH09	.06/06/2024	.06/06/2025	120	216,749	1798.92		4,790		3,393		9,765			(1,397)					0001	
S&P 500 Dividend Aristocrats Daily Risk Control 5% Excess Return	Fixed Annuity Hedge	N/A	Equity/Index	AEL 85LNZLR1WR9SYRVFCH09	.06/06/2024	.06/05/2026	20	36,373	1798.92		1,153		985		1,940			(168)					0001	
Franklin Global Trends Index	Fixed Annuity Hedge	N/A	Equity/Index	AEL 85LNZLR1WR9SYRVFCH09	.06/06/2024	.06/06/2025	552	134,799	243.99		3,154		2,234		6,305			(920)					0001	
Invesco Dynamic Growth Index	Fixed Annuity Hedge	N/A	Equity/Index	AEL 85LNZLR1WR9SYRVFCH09	.06/06/2024	.06/06/2025	376	953,739	2537.02		20,887		14,795		19,695			(6,092)					0001	
Invesco Dynamic Growth Index	Fixed Annuity Hedge	N/A	Equity/Index	AEL 85LNZLR1WR9SYRVFCH09	.06/06/2024	.06/05/2026	4	9,433	2537.02		288		246		281			(42)					0001	

E06.95

STATEMENT AS OF SEPTEMBER 30, 2024 OF THE EAGLE LIFE INSURANCE COMPANY

SCHEDULE DB - PART A - SECTION 1

Showing all Options, Caps, Floors, Collars, Swaps and Forwards Open as of Current Statement Date

1	2	3	4	5	6	7	8	9	10	11	12	13	14	15	16	17	18	19	20	21	22	23	
Description	Description of Item(s) Hedged, Used for Income Generation or Replicated	Schedule/ Exhibit Identifier	Type(s) of Risk(s) (a)	Exchange, Counterparty or Central Clearinghouse	Trade Date	Date of Maturity or Expiration	Number of Contracts	Notional Amount	Strike Price, Rate or Index Received (Paid)	Cumulative Prior Year(s) Initial Cost of Un-discounted Premium (Received) Paid	Current Year Initial Cost of Un-discounted Premium (Received) Paid	Current Year Income	Book/ Adjusted Carrying Value	Code	Fair Value	Unrealized Valuation Increase/ (Decrease)	Total Foreign Exchange Change in B./A.C.V.	Current Year's (Amortization)/ Accretion	Adjustment to Carrying Value of Hedged Item	Potential Exposure	Credit Quality of Reference Entity	Hedge Effectiveness at Inception and at Quarter-end (b)	
Franklin Global Trends Index	Fixed Annuity Hedge	N/A	Equity/Index	AEL 85LNZLR1WR9SYRVFCH09	06/07/2024	06/06/2025	271	65,546	242.19		1,527		1,082		3,489			(445)				0001	
Franklin Global Trends Index	Fixed Annuity Hedge	N/A	Equity/Index	AEL 85LNZLR1WR9SYRVFCH09	06/07/2024	06/09/2025	366	88,600	242.19		2,073		1,469		4,721			(605)				0001	
Invesco Dynamic Growth Index	Fixed Annuity Hedge	N/A	Equity/Index	AEL 85LNZLR1WR9SYRVFCH09	06/07/2024	06/06/2025	732	1,848,231	2523.95		40,476		28,671		43,533			(11,806)				0001	
Invesco Dynamic Growth Index	Fixed Annuity Hedge	N/A	Equity/Index	AEL 85LNZLR1WR9SYRVFCH09	06/07/2024	06/09/2025	98	248,400	2523.95		5,465		3,871		5,873			(1,594)				0001	
Invesco Dynamic Growth Index	Fixed Annuity Hedge	N/A	Equity/Index	AEL 85LNZLR1WR9SYRVFCH09	06/07/2024	06/05/2026	61	154,589	2523.95		4,700		4,014		5,015			(685)				0001	
Blackrock Adaptive US Equity Index 7%	Fixed Annuity Hedge	N/A	Equity/Index	AEL 85LNZLR1WR9SYRVFCH09	06/07/2024	06/06/2025	51	57,441	1124.77		1,641		1,162		2,064			(478)				0001	
S&P 500 Index Option PTP	Fixed Annuity Hedge	N/A	Equity/Index	AEL 85LNZLR1WR9SYRVFCH09	06/07/2024	06/06/2025	2,358	12,608,792	5346.99		566,680		401,399		757,029			(165,282)				0001	
S&P 500 Index Option PTP	Fixed Annuity Hedge	N/A	Equity/Index	AEL 85LNZLR1WR9SYRVFCH09	06/07/2024	06/09/2025	1,027	5,490,612	5346.99		241,526		171,081		317,544			(70,445)				0001	
S&P 500 Dividend Aristocrats Daily Risk Control 5% Total Return	Fixed Annuity Hedge	N/A	Equity/Index	AEL 85LNZLR1WR9SYRVFCH09	06/07/2024	06/06/2025	23	77,735	3378.28		3,507		2,484		5,644			(1,023)				0001	
S&P 500 Dividend Aristocrats Daily Risk Control 5% Excess Return	Fixed Annuity Hedge	N/A	Equity/Index	AEL 85LNZLR1WR9SYRVFCH09	06/07/2024	06/06/2025	1,136	2,041,150	1797.29		45,109		31,953		93,530			(13,157)				0001	
S&P 500 Dividend Aristocrats Daily Risk Control 5% Excess Return	Fixed Annuity Hedge	N/A	Equity/Index	AEL 85LNZLR1WR9SYRVFCH09	06/07/2024	06/05/2026	72	129,382	1797.29		4,088		3,492		6,988			(596)				0001	
S&P 500 Dividend Aristocrats Daily Risk Control 5% Excess Return	Fixed Annuity Hedge	N/A	Equity/Index	AEL 85LNZLR1WR9SYRVFCH09	06/07/2024	06/08/2026	214	384,324	1797.29		12,106		10,341		20,781			(1,765)				0001	
S&P 500 Dividend Aristocrats Daily Risk Control 5% Excess Return	Fixed Annuity Hedge	N/A	Equity/Index	AEL 85LNZLR1WR9SYRVFCH09	06/07/2024	06/09/2025	140	251,881	1797.29		5,567		3,943		11,561			(1,624)				0001	
S&P 500 Index Option PTP	Fixed Annuity Hedge	N/A	Equity/Index	AEL 85LNZLR1WR9SYRVFCH09	06/10/2024	06/10/2025	560	3,000,919	5360.79		118,560		83,980		158,605			(34,580)				0001	
S&P 500 Dividend Aristocrats Daily Risk Control 5% Excess Return	Fixed Annuity Hedge	N/A	Equity/Index	AEL 85LNZLR1WR9SYRVFCH09	06/10/2024	06/10/2025	353	634,572	1795.97		14,187		10,049		29,540			(4,138)				0001	
S&P 500 Dividend Aristocrats Daily Risk Control 5% Excess Return	Fixed Annuity Hedge	N/A	Equity/Index	AEL 85LNZLR1WR9SYRVFCH09	06/10/2024	06/10/2026	133	238,499	1795.97		7,453		6,366		13,038			(1,087)				0001	
Franklin Global Trends Index	Fixed Annuity Hedge	N/A	Equity/Index	AEL 85LNZLR1WR9SYRVFCH09	06/10/2024	06/10/2026	2,404	582,101	242.09		19,035		16,259		35,327			(2,776)				0001	
Invesco Dynamic Growth Index	Fixed Annuity Hedge	N/A	Equity/Index	AEL 85LNZLR1WR9SYRVFCH09	06/10/2024	06/10/2025	54	136,581	2523		2,991		2,119		3,264			(872)				0001	
Invesco Dynamic Growth Index	Fixed Annuity Hedge	N/A	Equity/Index	AEL 85LNZLR1WR9SYRVFCH09	06/10/2024	06/10/2026	609	1,537,572	2523		46,742		39,926		50,333			(6,817)				0001	
S&P 500 Index Option PTP	Fixed Annuity Hedge	N/A	Equity/Index	AEL 85LNZLR1WR9SYRVFCH09	06/11/2024	06/11/2025	380	2,044,931	5375.32		99,509		70,485		134,625			(29,023)				0001	

E06.96

STATEMENT AS OF SEPTEMBER 30, 2024 OF THE EAGLE LIFE INSURANCE COMPANY

SCHEDULE DB - PART A - SECTION 1

Showing all Options, Caps, Floors, Collars, Swaps and Forwards Open as of Current Statement Date

1	2	3	4	5	6	7	8	9	10	11	12	13	14	15	16	17	18	19	20	21	22	23	
Description	Description of Item(s) Hedged, Used for Income Generation or Replicated	Schedule/ Exhibit Identifier	Type(s) of Risk(s) (a)	Exchange, Counterparty or Central Clearinghouse	Trade Date	Date of Maturity or Expiration	Number of Contracts	Notional Amount	Strike Price, Rate or Index Received (Paid)	Cumulative Prior Year(s) Initial Cost of Un-discounted Premium (Received) Paid	Current Year Initial Cost of Un-discounted Premium (Received) Paid	Current Year Income	Book/ Adjusted Carrying Value	Code	Fair Value	Unrealized Valuation Increase/ (Decrease)	Total Foreign Exchange Change in B./A.C.V.	Current Year's (Amortization)/ Accretion	Adjustment to Carrying Value of Hedged Item	Potential Exposure	Credit Quality of Reference Entity	Hedge Effectiveness at Inception and at Quarter-end (b)	
S&P 500 Dividend Aristocrats Daily Risk Control 5% Excess Return	Fixed Annuity Hedge	N/A	Equity/Index	AEL 85LNZLR1WR9SYRVFCH09	06/11/2024	06/11/2025	328	588,326	1792.73		13,061		9,251		28,318			(3,809)				0001	
S&P 500 Dividend Aristocrats Daily Risk Control 5% Excess Return	Fixed Annuity Hedge	N/A	Equity/Index	AEL 85LNZLR1WR9SYRVFCH09	06/11/2024	06/11/2026	26	46,041	1792.73		1,455		1,243		2,581			(212)				0001	
Franklin Global Trends Index	Fixed Annuity Hedge	N/A	Equity/Index	AEL 85LNZLR1WR9SYRVFCH09	06/11/2024	06/11/2025	669	162,292	242.52		3,798		2,690		8,459			(1,108)				0001	
Blackrock Adaptive US Equity Index 7%	Fixed Annuity Hedge	N/A	Equity/Index	AEL 85LNZLR1WR9SYRVFCH09	06/11/2024	06/11/2025	260	293,699	1128.45		8,400		5,950		10,015			(2,450)				0001	
S&P 500 Index Option PTP	Fixed Annuity Hedge	N/A	Equity/Index	AEL 85LNZLR1WR9SYRVFCH09	06/12/2024	06/12/2025	700	3,794,364	5421.03		206,293		146,124		267,739			(60,169)				0001	
S&P 500 Index Option PTP	Fixed Annuity Hedge	N/A	Equity/Index	AEL 85LNZLR1WR9SYRVFCH09	06/12/2024	06/12/2026	15	81,949	5421.03		10,582		9,039		12,591			(1,543)				0001	
S&P 500 Dividend Aristocrats Daily Risk Control 5% Excess Return	Fixed Annuity Hedge	N/A	Equity/Index	AEL 85LNZLR1WR9SYRVFCH09	06/12/2024	06/12/2025	638	1,145,196	1795.09		25,538		18,089		53,847			(7,449)				0001	
S&P 500 Dividend Aristocrats Daily Risk Control 5% Excess Return	Fixed Annuity Hedge	N/A	Equity/Index	AEL 85LNZLR1WR9SYRVFCH09	06/12/2024	06/12/2026	306	550,005	1795.09		16,665		14,235		30,291			(2,430)				0001	
Invesco Dynamic Growth Index	Fixed Annuity Hedge	N/A	Equity/Index	AEL 85LNZLR1WR9SYRVFCH09	06/12/2024	06/12/2025	45	115,063	2537.77		2,520		1,785		2,379			(735)				0001	
Invesco Dynamic Growth Index	Fixed Annuity Hedge	N/A	Equity/Index	AEL 85LNZLR1WR9SYRVFCH09	06/12/2024	06/12/2026	154	389,550	2537.77		11,881		10,149		11,593			(1,733)				0001	
Franklin Global Trends Index	Fixed Annuity Hedge	N/A	Equity/Index	AEL 85LNZLR1WR9SYRVFCH09	06/13/2024	06/13/2025	939	229,050	243.88		5,360		3,797		10,839			(1,563)				0001	
Invesco Dynamic Growth Index	Fixed Annuity Hedge	N/A	Equity/Index	AEL 85LNZLR1WR9SYRVFCH09	06/13/2024	06/13/2025	70	177,684	2537.66		3,891		2,756		3,684			(1,135)				0001	
S&P 500 Index Option PTP	Fixed Annuity Hedge	N/A	Equity/Index	AEL 85LNZLR1WR9SYRVFCH09	06/13/2024	06/13/2025	1,019	5,537,368	5433.74		286,873		203,202		365,509			(83,671)				0001	
S&P 500 Index Option PTP	Fixed Annuity Hedge	N/A	Equity/Index	AEL 85LNZLR1WR9SYRVFCH09	06/13/2024	06/12/2026	6	30,101	5433.74		1,589		1,358		1,780			(232)				0001	
S&P 500 Dividend Aristocrats Daily Risk Control 5% Total Return	Fixed Annuity Hedge	N/A	Equity/Index	AEL 85LNZLR1WR9SYRVFCH09	06/13/2024	06/13/2025	21	69,253	3375.1		2,993		2,120		5,019			(873)				0001	
S&P 500 Dividend Aristocrats Daily Risk Control 5% Excess Return	Fixed Annuity Hedge	N/A	Equity/Index	AEL 85LNZLR1WR9SYRVFCH09	06/13/2024	06/13/2025	195	349,066	1793.96		7,749		5,489		16,611			(2,260)				0001	
S&P 500 Dividend Aristocrats Daily Risk Control 5% Excess Return	Fixed Annuity Hedge	N/A	Equity/Index	AEL 85LNZLR1WR9SYRVFCH09	06/13/2024	06/12/2026	174	311,827	1793.96		9,760		8,337		17,323			(1,423)				0001	
Franklin Global Trends Index	Fixed Annuity Hedge	N/A	Equity/Index	AEL 85LNZLR1WR9SYRVFCH09	06/14/2024	06/13/2025	1,221	297,994	244.01		6,973		4,939		13,967			(2,034)				0001	
Franklin Global Trends Index	Fixed Annuity Hedge	N/A	Equity/Index	AEL 85LNZLR1WR9SYRVFCH09	06/14/2024	06/16/2025	214	52,153	244.01		1,226		868		2,448			(357)				0001	
Franklin Global Trends Index	Fixed Annuity Hedge	N/A	Equity/Index	AEL 85LNZLR1WR9SYRVFCH09	06/14/2024	06/12/2026	265	64,706	244.01		2,122		1,813		3,540			(310)				0001	
Invesco Dynamic Growth Index	Fixed Annuity Hedge	N/A	Equity/Index	AEL 85LNZLR1WR9SYRVFCH09	06/14/2024	06/13/2025	263	665,969	2530.43		14,585		10,331		14,849			(4,254)				0001	
Invesco Dynamic Growth Index	Fixed Annuity Hedge	N/A	Equity/Index	AEL 85LNZLR1WR9SYRVFCH09	06/14/2024	06/16/2025	195	494,270	2530.43		10,874		7,702		11,065			(3,172)				0001	

E06.97

STATEMENT AS OF SEPTEMBER 30, 2024 OF THE EAGLE LIFE INSURANCE COMPANY

SCHEDULE DB - PART A - SECTION 1

Showing all Options, Caps, Floors, Collars, Swaps and Forwards Open as of Current Statement Date

1	2	3	4	5	6	7	8	9	10	11	12	13	14	15	16	17	18	19	20	21	22	23		
Description	Description of Item(s) Hedged, Used for Income Generation or Replicated	Schedule/ Exhibit Identifier	Type(s) of Risk(s) (a)	Exchange, Counterparty or Central Clearinghouse	Trade Date	Date of Maturity or Expiration	Number of Contracts	Notional Amount	Strike Price, Rate or Index Received (Paid)	Cumulative Prior Year(s) Initial Cost of Un-discounted Premium (Received) Paid	Current Year Initial Cost of Un-discounted Premium (Received) Paid	Current Year Income	Book/ Adjusted Carrying Value	Code	Fair Value	Unrealized Valuation Increase/ (Decrease)	Total Foreign Exchange Change in B./A.C.V.	Current Year's (Amortization)/ Accretion	Adjustment to Carrying Value of Hedged Item	Potential Exposure	Credit Quality of Reference Entity	Hedge Effectiveness at Inception and at Quarter-end (b)		
Invesco Dynamic Growth Index	Fixed Annuity Hedge	N/A	Equity/Index	AEL 85LNZLR1WR9SYRVFCH09	06/14/2024	06/12/2026	68	171,771	2530.43		5,239		4,475		5,365			(764)				0001		
Invesco Dynamic Growth Index	Fixed Annuity Hedge	N/A	Equity/Index	AEL 85LNZLR1WR9SYRVFCH09	06/14/2024	06/15/2026	172	435,315	2530.43		13,321		11,378		13,621			(1,943)					0001	
Blackrock Adaptive US Equity Index 7% S&P 500 Index Option	Fixed Annuity Hedge	N/A	Equity/Index	AEL 85LNZLR1WR9SYRVFCH09	06/14/2024	06/12/2026	15	16,732	1136.73		646		552		695			(94)					0001	
PTPT S&P 500 Index Option	Fixed Annuity Hedge	N/A	Equity/Index	AEL 85LNZLR1WR9SYRVFCH09	06/14/2024	06/13/2025	1,549	8,412,987	5431.6		396,619		280,938		503,574			(115,680)					0001	
PTPT S&P 500 Index Option	Fixed Annuity Hedge	N/A	Equity/Index	AEL 85LNZLR1WR9SYRVFCH09	06/14/2024	06/12/2026	46	251,247	5431.6		22,860		19,526		26,216			(3,334)					0001	
PTPT S&P 500 Dividend Aristocrats Daily Risk Control 5% Total Return	Fixed Annuity Hedge	N/A	Equity/Index	AEL 85LNZLR1WR9SYRVFCH09	06/14/2024	06/16/2025	1,193	6,478,505	5431.6		285,946		202,545		357,071			(83,401)					0001	
S&P 500 Dividend Aristocrats Daily Risk Control 5% Total Return	Fixed Annuity Hedge	N/A	Equity/Index	AEL 85LNZLR1WR9SYRVFCH09	06/14/2024	06/13/2025	34	112,997	3364.85		4,412		3,125		7,900			(1,287)					0001	
S&P 500 Dividend Aristocrats Daily Risk Control 5% Total Return	Fixed Annuity Hedge	N/A	Equity/Index	AEL 85LNZLR1WR9SYRVFCH09	06/14/2024	06/16/2025	9	29,388	3364.85		1,240		878		2,183			(362)					0001	
S&P 500 Dividend Aristocrats Daily Risk Control 5% Excess Return	Fixed Annuity Hedge	N/A	Equity/Index	AEL 85LNZLR1WR9SYRVFCH09	06/14/2024	06/13/2025	1,444	2,581,714	1788.24		57,314		40,597		130,052			(16,717)					0001	
S&P 500 Dividend Aristocrats Daily Risk Control 5% Excess Return	Fixed Annuity Hedge	N/A	Equity/Index	AEL 85LNZLR1WR9SYRVFCH09	06/14/2024	06/12/2026	53	95,380	1788.24		3,014		2,574		5,533			(440)					0001	
S&P 500 Dividend Aristocrats Daily Risk Control 5% Excess Return	Fixed Annuity Hedge	N/A	Equity/Index	AEL 85LNZLR1WR9SYRVFCH09	06/14/2024	06/15/2026	520	929,958	1788.24		29,387		25,101		53,997			(4,286)					0001	
S&P 500 Dividend Aristocrats Daily Risk Control 5% Excess Return	Fixed Annuity Hedge	N/A	Equity/Index	AEL 85LNZLR1WR9SYRVFCH09	06/14/2024	06/16/2025	433	774,117	1788.24		17,185		12,173		39,048			(5,012)					0001	
Invesco Dynamic Growth Index	Fixed Annuity Hedge	N/A	Equity/Index	AEL 85LNZLR1WR9SYRVFCH09	06/17/2024	06/17/2026	115	290,973	2531.76		8,875		7,580		9,037			(1,294)					0001	
S&P 500 Index Option	Fixed Annuity Hedge	N/A	Equity/Index	AEL 85LNZLR1WR9SYRVFCH09	06/17/2024	06/17/2025	381	2,087,782	5473.23		95,069		67,340		115,477			(27,728)					0001	
PTPT S&P 500 Dividend Aristocrats Daily Risk Control 5% Excess Return	Fixed Annuity Hedge	N/A	Equity/Index	AEL 85LNZLR1WR9SYRVFCH09	06/17/2024	06/17/2025	479	860,017	1795.56		19,092		13,524		40,350			(5,569)					0001	
S&P 500 Dividend Aristocrats Daily Risk Control 5% Excess Return	Fixed Annuity Hedge	N/A	Equity/Index	AEL 85LNZLR1WR9SYRVFCH09	06/17/2024	06/17/2026	9	16,076	1795.56		508		434		884			(74)					0001	
Blackrock Adaptive US Equity Index 7% S&P 500 Index Option	Fixed Annuity Hedge	N/A	Equity/Index	AEL 85LNZLR1WR9SYRVFCH09	06/18/2024	06/18/2025	47	54,226	1145.05		1,553		1,100		1,421			(453)					0001	
PTPT S&P 500 Dividend Aristocrats Daily Risk Control 5% Total Return	Fixed Annuity Hedge	N/A	Equity/Index	AEL 85LNZLR1WR9SYRVFCH09	06/18/2024	06/18/2025	1,250	6,859,559	5487.03		303,494		214,975		362,006			(88,519)					0001	
PTPT S&P 500 Dividend Aristocrats Daily Risk Control 5% Total Return	Fixed Annuity Hedge	N/A	Equity/Index	AEL 85LNZLR1WR9SYRVFCH09	06/18/2024	06/18/2025	20	68,596	3383.9		3,128		2,215		5,052			(912)					0001	

E06.98

STATEMENT AS OF SEPTEMBER 30, 2024 OF THE EAGLE LIFE INSURANCE COMPANY

SCHEDULE DB - PART A - SECTION 1

Showing all Options, Caps, Floors, Collars, Swaps and Forwards Open as of Current Statement Date

1	2	3	4	5	6	7	8	9	10	11	12	13	14	15	16	17	18	19	20	21	22	23	
Description	Description of Item(s) Hedged, Used for Income Generation or Replicated	Schedule/ Exhibit Identifier	Type(s) of Risk(s) (a)	Exchange, Counterparty or Central Clearinghouse	Trade Date	Date of Maturity or Expiration	Number of Contracts	Notional Amount	Strike Price, Rate or Index Received (Paid)	Cumulative Prior Year(s) Initial Cost of Un-discounted Premium (Received) Paid	Current Year Initial Cost of Un-discounted Premium (Received) Paid	Current Year Income	Book/ Adjusted Carrying Value	Code	Fair Value	Unrealized Valuation Increase/ (Decrease)	Total Foreign Exchange Change in B./A.C.V.	Current Year's (Amortization)/ Accretion	Adjustment to Carrying Value of Hedged Item	Potential Exposure	Credit Quality of Reference Entity	Hedge Effectiveness at Inception and at Quarter-end (b)	
S&P 500 Dividend Aristocrats Daily Risk Control 5% Excess Return	Fixed Annuity Hedge	N/A	Equity/Index	AEL 85LNZLR1WR9SYRVFCH09	06/18/2024	06/18/2025	423	758,698	1797.28		16,749		11,864		35,043			(4,885)				0001	
S&P 500 Dividend Aristocrats Daily Risk Control 5% Excess Return	Fixed Annuity Hedge	N/A	Equity/Index	AEL 85LNZLR1WR9SYRVFCH09	06/18/2024	06/18/2026	18	32,273	1797.28	1,010			863		1,752			(147)				0001	
Invesco Dynamic Growth Index	Fixed Annuity Hedge	N/A	Equity/Index	AEL 85LNZLR1WR9SYRVFCH09	06/20/2024	06/20/2025	540	1,367,630	2533.83	29,951			21,215		29,764			(8,736)				0001	
S&P 500 Index Option PTP	Fixed Annuity Hedge	N/A	Equity/Index	AEL 85LNZLR1WR9SYRVFCH09	06/20/2024	06/20/2025	437	2,391,984	5473.17	142,929			101,242		174,268			(41,688)				0001	
S&P 500 Index Option CLO	Fixed Annuity Hedge	N/A	Equity/Index	AEL 85LNZLR1WR9SYRVFCH09	06/20/2024	06/20/2025	1	4,284	5473.17	138			97		222			(40)				0001	
S&P 500 Dividend Aristocrats Daily Risk Control 5% Total Return	Fixed Annuity Hedge	N/A	Equity/Index	AEL 85LNZLR1WR9SYRVFCH09	06/20/2024	06/20/2025	8	28,026	3390.02	1,281			907		2,014			(374)				0001	
S&P 500 Dividend Aristocrats Daily Risk Control 5% Excess Return	Fixed Annuity Hedge	N/A	Equity/Index	AEL 85LNZLR1WR9SYRVFCH09	06/20/2024	06/20/2025	420	755,893	1799.99	16,856			11,940		33,945			(4,916)				0001	
Franklin Global Trends Index	Fixed Annuity Hedge	N/A	Equity/Index	AEL 85LNZLR1WR9SYRVFCH09	06/21/2024	06/20/2025	1,914	466,530	243.76	10,917			7,733		22,350			(3,184)				0001	
Franklin Global Trends Index	Fixed Annuity Hedge	N/A	Equity/Index	AEL 85LNZLR1WR9SYRVFCH09	06/21/2024	06/18/2026	1,264	308,180	243.76	10,077			8,608		17,130			(1,470)				0001	
Invesco Dynamic Growth Index	Fixed Annuity Hedge	N/A	Equity/Index	AEL 85LNZLR1WR9SYRVFCH09	06/21/2024	06/20/2025	960	2,431,520	2533.51	53,250			37,719		53,086			(15,531)				0001	
Invesco Dynamic Growth Index	Fixed Annuity Hedge	N/A	Equity/Index	AEL 85LNZLR1WR9SYRVFCH09	06/21/2024	06/23/2025	77	196,071	2533.51	4,314			3,055		4,298			(1,258)				0001	
Invesco Dynamic Growth Index	Fixed Annuity Hedge	N/A	Equity/Index	AEL 85LNZLR1WR9SYRVFCH09	06/21/2024	06/18/2026	697	1,765,637	2533.51	53,852			45,999		54,250			(7,853)				0001	
Invesco Dynamic Growth Index	Fixed Annuity Hedge	N/A	Equity/Index	AEL 85LNZLR1WR9SYRVFCH09	06/21/2024	06/22/2026	257	650,038	2533.51	19,891			16,990		20,023			(2,901)				0001	
Invesco Dynamic Growth Index	Fixed Annuity Hedge	N/A	Equity/Index	AEL 85LNZLR1WR9SYRVFCH09	06/21/2024	06/23/2026	50	127,818	2533.51	3,911			3,341		3,940			(570)				0001	
Blackrock Adaptive US Equity Index 7%	Fixed Annuity Hedge	N/A	Equity/Index	AEL 85LNZLR1WR9SYRVFCH09	06/21/2024	06/20/2025	51	57,682	1140.57	1,649			1,168		1,635			(481)				0001	
S&P 500 Index Option PTP	Fixed Annuity Hedge	N/A	Equity/Index	AEL 85LNZLR1WR9SYRVFCH09	06/21/2024	06/20/2025	2,043	11,164,544	5464.62	482,632			341,864		583,436			(140,768)				0001	
S&P 500 Index Option PTP	Fixed Annuity Hedge	N/A	Equity/Index	AEL 85LNZLR1WR9SYRVFCH09	06/21/2024	06/18/2026	13	73,540	5464.62	9,798			8,370		10,847			(1,429)				0001	
S&P 500 Index Option PTP	Fixed Annuity Hedge	N/A	Equity/Index	AEL 85LNZLR1WR9SYRVFCH09	06/21/2024	06/23/2025	562	3,073,624	5464.62	138,900			98,388		167,746			(40,513)				0001	
S&P 500 Dividend Aristocrats Daily Risk Control 5% Total Return	Fixed Annuity Hedge	N/A	Equity/Index	AEL 85LNZLR1WR9SYRVFCH09	06/21/2024	06/20/2025	31	105,529	3392.14	4,816			3,411		7,534			(1,405)				0001	
S&P 500 Dividend Aristocrats Daily Risk Control 5% Total Return	Fixed Annuity Hedge	N/A	Equity/Index	AEL 85LNZLR1WR9SYRVFCH09	06/21/2024	06/23/2025	4	12,575	3392.14	533			378		846			(156)				0001	
S&P 500 Dividend Aristocrats Daily Risk Control 5% Excess Return	Fixed Annuity Hedge	N/A	Equity/Index	AEL 85LNZLR1WR9SYRVFCH09	06/21/2024	06/20/2025	1,406	2,532,385	1800.84	56,725			40,181		112,721			(16,545)				0001	

E06.99

STATEMENT AS OF SEPTEMBER 30, 2024 OF THE EAGLE LIFE INSURANCE COMPANY

SCHEDULE DB - PART A - SECTION 1

Showing all Options, Caps, Floors, Collars, Swaps and Forwards Open as of Current Statement Date

1	2	3	4	5	6	7	8	9	10	11	12	13	14	15	16	17	18	19	20	21	22	23	
Description	Description of Item(s) Hedged, Used for Income Generation or Replicated	Schedule/ Exhibit Identifier	Type(s) of Risk(s) (a)	Exchange, Counterparty or Central Clearinghouse	Trade Date	Date of Maturity or Expiration	Number of Contracts	Notional Amount	Strike Price, Rate or Index Received (Paid)	Cumulative Prior Year(s) Initial Cost of Un-discounted Premium (Received) Paid	Current Year Initial Cost of Un-discounted Premium (Received) Paid	Current Year Income	Book/ Adjusted Carrying Value	Code	Fair Value	Unrealized Valuation Increase/ (Decrease)	Total Foreign Exchange Change in B./A.C.V.	Current Year's (Amortization)/ Accretion	Adjustment to Carrying Value of Hedged Item	Potential Exposure	Credit Quality of Reference Entity	Hedge Effectiveness at Inception and at Quarter-end (b)	
S&P 500 Dividend Aristocrats Daily Risk Control 5% Excess Return	Fixed Annuity Hedge	N/A	Equity/Index	AEL 85LNZLR1WR9SYRVFCH09	06/21/2024	06/18/2026	475	855,525	1800.84		27,120		23,165		45,171			(3,955)				0001	
S&P 500 Dividend Aristocrats Daily Risk Control 5% Excess Return	Fixed Annuity Hedge	N/A	Equity/Index	AEL 85LNZLR1WR9SYRVFCH09	06/21/2024	06/22/2026	110	197,774	1800.84		6,250		5,338		10,458			(911)				0001	
S&P 500 Dividend Aristocrats Daily Risk Control 5% Excess Return	Fixed Annuity Hedge	N/A	Equity/Index	AEL 85LNZLR1WR9SYRVFCH09	06/21/2024	06/23/2025	311	560,030	1800.84		12,545		8,886		24,971			(3,659)				0001	
S&P 500 Dividend Aristocrats Daily Risk Control 5% Excess Return	Fixed Annuity Hedge	N/A	Equity/Index	AEL 85LNZLR1WR9SYRVFCH09	06/21/2024	06/23/2026	90	161,674	1800.84		5,125		4,378		8,552			(747)				0001	
Invesco Dynamic Growth Index	Fixed Annuity Hedge	N/A	Equity/Index	AEL 85LNZLR1WR9SYRVFCH09	06/24/2024	06/24/2025	156	395,244	2539.46		8,695		6,159		8,177			(2,536)				0001	
Invesco Dynamic Growth Index	Fixed Annuity Hedge	N/A	Equity/Index	AEL 85LNZLR1WR9SYRVFCH09	06/24/2024	06/24/2026	229	581,558	2539.46		17,738		15,151		17,251			(2,587)				0001	
S&P 500 Index Option PTP	Fixed Annuity Hedge	N/A	Equity/Index	AEL 85LNZLR1WR9SYRVFCH09	06/24/2024	06/24/2025	582	3,170,737	5447.87		125,646		88,999		153,784			(36,647)				0001	
S&P 500 Index Option PTP	Fixed Annuity Hedge	N/A	Equity/Index	AEL 85LNZLR1WR9SYRVFCH09	06/24/2024	06/24/2026	10	51,803	5447.87		2,781		2,375		3,041			(406)				0001	
S&P 500 Dividend Aristocrats Daily Risk Control 5% Total Return	Fixed Annuity Hedge	N/A	Equity/Index	AEL 85LNZLR1WR9SYRVFCH09	06/24/2024	06/24/2025	23	76,703	3404.28		3,490		2,472		5,239			(1,018)				0001	
S&P 500 Dividend Aristocrats Daily Risk Control 5% Excess Return	Fixed Annuity Hedge	N/A	Equity/Index	AEL 85LNZLR1WR9SYRVFCH09	06/24/2024	06/24/2025	237	428,182	1806.47		9,490		6,722		18,004			(2,768)				0001	
Franklin Global Trends Index	Fixed Annuity Hedge	N/A	Equity/Index	AEL 85LNZLR1WR9SYRVFCH09	06/25/2024	06/25/2025	117	28,448	243.92		666		472		1,350			(194)				0001	
Invesco Dynamic Growth Index	Fixed Annuity Hedge	N/A	Equity/Index	AEL 85LNZLR1WR9SYRVFCH09	06/25/2024	06/25/2025	4	9,419	2532.63		207		147		209			(60)				0001	
Blackrock Adaptive US Equity Index 7%	Fixed Annuity Hedge	N/A	Equity/Index	AEL 85LNZLR1WR9SYRVFCH09	06/25/2024	06/25/2025	18	20,475	1141.13		586		415		579			(171)				0001	
S&P 500 Index Option PTP	Fixed Annuity Hedge	N/A	Equity/Index	AEL 85LNZLR1WR9SYRVFCH09	06/25/2024	06/25/2025	591	3,230,046	5469.3		132,506		93,859		159,031			(38,648)				0001	
S&P 500 Index Option PTP	Fixed Annuity Hedge	N/A	Equity/Index	AEL 85LNZLR1WR9SYRVFCH09	06/25/2024	06/25/2026	56	305,019	5469.3		16,508		14,100		17,751			(2,407)				0001	
S&P 500 Dividend Aristocrats Daily Risk Control 5% Total Return	Fixed Annuity Hedge	N/A	Equity/Index	AEL 85LNZLR1WR9SYRVFCH09	06/25/2024	06/25/2025	17	55,788	3381.03		2,444		1,731		4,058			(713)				0001	
S&P 500 Dividend Aristocrats Daily Risk Control 5% Excess Return	Fixed Annuity Hedge	N/A	Equity/Index	AEL 85LNZLR1WR9SYRVFCH09	06/25/2024	06/25/2025	1,176	2,109,194	1793.86		47,035		33,316		101,079			(13,719)				0001	
S&P 500 Dividend Aristocrats Daily Risk Control 5% Excess Return	Fixed Annuity Hedge	N/A	Equity/Index	AEL 85LNZLR1WR9SYRVFCH09	06/25/2024	06/25/2026	213	382,826	1793.86		11,714		10,006		21,379			(1,708)				0001	
Franklin Global Trends Index	Fixed Annuity Hedge	N/A	Equity/Index	AEL 85LNZLR1WR9SYRVFCH09	06/26/2024	06/26/2025	8	1,973	242.99		46		33		100			(13)				0001	
Franklin Global Trends Index	Fixed Annuity Hedge	N/A	Equity/Index	AEL 85LNZLR1WR9SYRVFCH09	06/26/2024	06/26/2026	6	1,347	242.99		44		38		78			(6)				0001	

E06.100

STATEMENT AS OF SEPTEMBER 30, 2024 OF THE EAGLE LIFE INSURANCE COMPANY

SCHEDULE DB - PART A - SECTION 1

Showing all Options, Caps, Floors, Collars, Swaps and Forwards Open as of Current Statement Date

1	2	3	4	5	6	7	8	9	10	11	12	13	14	15	16	17	18	19	20	21	22	23	
Description	Description of Item(s) Hedged, Used for Income Generation or Replicated	Schedule/ Exhibit Identifier	Type(s) of Risk(s) (a)	Exchange, Counterparty or Central Clearinghouse	Trade Date	Date of Maturity or Expiration	Number of Contracts	Notional Amount	Strike Price, Rate or Index Received (Paid)	Cumulative Prior Year(s) Initial Cost of Un-discounted Premium (Received) Paid	Current Year Initial Cost of Un-discounted Premium (Received) Paid	Current Year Income	Book/ Adjusted Carrying Value	Code	Fair Value	Unrealized Valuation Increase/ (Decrease)	Total Foreign Exchange Change in B./A.C.V.	Current Year's (Amortization)/ Accretion	Adjustment to Carrying Value of Hedged Item	Potential Exposure	Credit Quality of Reference Entity	Hedge Effectiveness at Inception and at Quarter-end (b)	
Invesco Dynamic Growth Index	Fixed Annuity Hedge	N/A	Equity/Index	AEL 85LNZLR1WR9SYRVFCH09	06/26/2024	06/26/2025	3	6,795	2524.27		149		105		164			(43)				0001	
Blackrock Adaptive US Equity Index 7%	Fixed Annuity Hedge	N/A	Equity/Index	AEL 85LNZLR1WR9SYRVFCH09	06/26/2024	06/26/2026	133	152,239	1142.37		5,861		5,006		5,990			(855)				0001	
S&P 500 Index Option	Fixed Annuity Hedge	N/A	Equity/Index	AEL 85LNZLR1WR9SYRVFCH09	06/26/2024	06/26/2025	683	3,742,907	5477.9		212,786		150,724		256,353			(62,063)				0001	
S&P 500 Index Option	Fixed Annuity Hedge	N/A	Equity/Index	AEL 85LNZLR1WR9SYRVFCH09	06/26/2024	06/26/2026	42	230,396	5477.9		12,430		10,617		13,360			(1,813)				0001	
S&P 500 Dividend Aristocrats Daily Risk Control 5% Excess Return	Fixed Annuity Hedge	N/A	Equity/Index	AEL 85LNZLR1WR9SYRVFCH09	06/26/2024	06/26/2025	439	786,638	1791.23		17,621		12,481		38,711			(5,139)				0001	
Invesco Dynamic Growth Index	Fixed Annuity Hedge	N/A	Equity/Index	AEL 85LNZLR1WR9SYRVFCH09	06/27/2024	06/27/2025	321	809,713	2524.55		17,814		12,618		19,461			(5,196)				0001	
Invesco Dynamic Growth Index	Fixed Annuity Hedge	N/A	Equity/Index	AEL 85LNZLR1WR9SYRVFCH09	06/27/2024	06/26/2026	216	546,212	2524.55		16,659		14,230		17,869			(2,430)				0001	
Blackrock Adaptive US Equity Index 7%	Fixed Annuity Hedge	N/A	Equity/Index	AEL 85LNZLR1WR9SYRVFCH09	06/27/2024	06/27/2025	98	111,636	1143.56		3,193		2,262		3,042			(931)				0001	
S&P 500 Index Option	Fixed Annuity Hedge	N/A	Equity/Index	AEL 85LNZLR1WR9SYRVFCH09	06/27/2024	06/27/2025	642	3,519,953	5482.87		157,599		111,632		187,103			(45,966)				0001	
S&P 500 Dividend Aristocrats Daily Risk Control 5% Total Return	Fixed Annuity Hedge	N/A	Equity/Index	AEL 85LNZLR1WR9SYRVFCH09	06/27/2024	06/27/2025	31	103,293	3375.63		4,496		3,184		7,633			(1,311)				0001	
S&P 500 Dividend Aristocrats Daily Risk Control 5% Excess Return	Fixed Annuity Hedge	N/A	Equity/Index	AEL 85LNZLR1WR9SYRVFCH09	06/27/2024	06/27/2025	475	851,083	1790.45		18,979		13,444		42,224			(5,536)				0001	
S&P 500 Dividend Aristocrats Daily Risk Control 5% Excess Return	Fixed Annuity Hedge	N/A	Equity/Index	AEL 85LNZLR1WR9SYRVFCH09	06/27/2024	06/26/2026	361	645,952	1790.45		20,218		17,270		37,024			(2,949)				0001	
Franklin Global Trends Index	Fixed Annuity Hedge	N/A	Equity/Index	AEL 85LNZLR1WR9SYRVFCH09	06/28/2024	06/27/2025	1,681	407,887	242.67		9,545		6,761		21,177			(2,784)				0001	
Franklin Global Trends Index	Fixed Annuity Hedge	N/A	Equity/Index	AEL 85LNZLR1WR9SYRVFCH09	06/28/2024	06/26/2026	245	59,407	242.67		1,949		1,664		3,512			(284)				0001	
Franklin Global Trends Index	Fixed Annuity Hedge	N/A	Equity/Index	AEL 85LNZLR1WR9SYRVFCH09	06/28/2024	06/29/2026	2,409	584,506	242.67		19,172		16,376		34,585			(2,796)				0001	
Invesco Dynamic Growth Index	Fixed Annuity Hedge	N/A	Equity/Index	AEL 85LNZLR1WR9SYRVFCH09	06/28/2024	06/27/2025	1,140	2,878,909	2525.3		63,048		44,659		68,701			(18,389)				0001	
Invesco Dynamic Growth Index	Fixed Annuity Hedge	N/A	Equity/Index	AEL 85LNZLR1WR9SYRVFCH09	06/28/2024	06/30/2025	38	94,898	2525.3		2,088		1,479		2,273			(609)				0001	
Invesco Dynamic Growth Index	Fixed Annuity Hedge	N/A	Equity/Index	AEL 85LNZLR1WR9SYRVFCH09	06/28/2024	06/26/2026	106	267,542	2525.3		8,160		6,970		8,711			(1,190)				0001	
Invesco Dynamic Growth Index	Fixed Annuity Hedge	N/A	Equity/Index	AEL 85LNZLR1WR9SYRVFCH09	06/28/2024	06/29/2026	1,167	2,947,406	2525.3		90,191		77,038		96,130			(13,153)				0001	
S&P 500 Index Option	Fixed Annuity Hedge	N/A	Equity/Index	AEL 85LNZLR1WR9SYRVFCH09	06/28/2024	06/27/2025	2,392	13,062,059	5460.48		554,018		392,429		670,474			(161,589)				0001	
S&P 500 Index Option	Fixed Annuity Hedge	N/A	Equity/Index	AEL 85LNZLR1WR9SYRVFCH09	06/28/2024	06/26/2026	17	94,051	5460.48		10,528		8,992		11,766			(1,535)				0001	
S&P 500 Index Option	Fixed Annuity Hedge	N/A	Equity/Index	AEL 85LNZLR1WR9SYRVFCH09	06/28/2024	06/30/2025	695	3,795,580	5460.48		175,159		124,071		211,792			(51,088)				0001	
S&P 500 Index Option	Fixed Annuity Hedge	N/A	Equity/Index	AEL 85LNZLR1WR9SYRVFCH09	06/28/2024	06/29/2026	22	121,381	5460.48		5,063		4,324		5,487			(738)				0001	

E06.101

STATEMENT AS OF SEPTEMBER 30, 2024 OF THE EAGLE LIFE INSURANCE COMPANY

SCHEDULE DB - PART A - SECTION 1

Showing all Options, Caps, Floors, Collars, Swaps and Forwards Open as of Current Statement Date

1	2	3	4	5	6	7	8	9	10	11	12	13	14	15	16	17	18	19	20	21	22	23	
Description	Description of Item(s) Hedged, Used for Income Generation or Replicated	Schedule/ Exhibit Identifier	Type(s) of Risk(s) (a)	Exchange, Counterparty or Central Clearinghouse	Trade Date	Date of Maturity or Expiration	Number of Contracts	Notional Amount	Strike Price, Rate or Index Received (Paid)	Cumulative Prior Year(s) Initial Cost of Un-discounted Premium (Received) Paid	Current Year Initial Cost of Un-discounted Premium (Received) Paid	Current Year Income	Book/ Adjusted Carrying Value	Code	Fair Value	Unrealized Valuation Increase/ (Decrease)	Total Foreign Exchange Change in B./A.C.V.	Current Year's (Amortization)/ Accretion	Adjustment to Carrying Value of Hedged Item	Potential Exposure	Credit Quality of Reference Entity	Hedge Effectiveness at Inception and at Quarter-end (b)	
S&P 500 Dividend Aristocrats Daily Risk Control 5% Total Return	Fixed Annuity Hedge	N/A	Equity/Index	AEL 85LNZLR1WR9SYRVFCH09	.06/28/2024	.06/27/2025	77	260,451	3373.78		11,620		8,231		19,914			(3,389)				0001	
S&P 500 Dividend Aristocrats Daily Risk Control 5% Excess Return	Fixed Annuity Hedge	N/A	Equity/Index	AEL 85LNZLR1WR9SYRVFCH09	.06/28/2024	.06/27/2025	1,282	2,293,970	1789.2		51,156		36,235		115,203			(14,920)				0001	
S&P 500 Dividend Aristocrats Daily Risk Control 5% Excess Return	Fixed Annuity Hedge	N/A	Equity/Index	AEL 85LNZLR1WR9SYRVFCH09	.06/28/2024	.06/26/2026	416	743,807	1789.2		23,504		20,077		43,033			(3,428)				0001	
S&P 500 Dividend Aristocrats Daily Risk Control 5% Excess Return	Fixed Annuity Hedge	N/A	Equity/Index	AEL 85LNZLR1WR9SYRVFCH09	.06/28/2024	.06/29/2026	394	704,628	1789.2		22,266		19,019		40,806			(3,247)				0001	
S&P 500 Dividend Aristocrats Daily Risk Control 5% Excess Return	Fixed Annuity Hedge	N/A	Equity/Index	AEL 85LNZLR1WR9SYRVFCH09	.06/28/2024	.06/30/2025	516	923,450	1789.2		20,593		14,587		46,439			(6,006)				0001	
S&P 500 Dividend Aristocrats Daily Risk Control 5% Excess Return	Fixed Annuity Hedge	N/A	Equity/Index	AEL 85LNZLR1WR9SYRVFCH09	.06/28/2024	.06/30/2026	11	20,234	1789.2		639		546		1,172			(93)				0001	
Invesco Dynamic Growth Index	Fixed Annuity Hedge	N/A	Equity/Index	AEL 85LNZLR1WR9SYRVFCH09	.07/01/2024	.07/01/2025	51	127,167	2509.66		2,785		2,205		3,524			(580)				0001	
Invesco Dynamic Growth Index	Fixed Annuity Hedge	N/A	Equity/Index	AEL 85LNZLR1WR9SYRVFCH09	.07/01/2024	.07/01/2026	55	136,879	2509.66		4,175		3,740		4,931			(435)				0001	
S&P 500 Index Option	Fixed Annuity Hedge	N/A	Equity/Index	AEL 85LNZLR1WR9SYRVFCH09	.07/01/2024	.07/01/2025	487	2,666,109	5475.09		100,048		79,205		119,691			(20,843)				0001	
S&P 500 Dividend Aristocrats Daily Risk Control 5% Excess Return	Fixed Annuity Hedge	N/A	Equity/Index	AEL 85LNZLR1WR9SYRVFCH09	.07/01/2024	.07/01/2025	1,004	1,787,814	1779.9		39,511		31,279		98,200			(8,231)				0001	
S&P 500 Dividend Aristocrats Daily Risk Control 5% Excess Return	Fixed Annuity Hedge	N/A	Equity/Index	AEL 85LNZLR1WR9SYRVFCH09	.07/01/2024	.07/01/2026	971	1,728,211	1779.9		53,920		48,304		107,206			(5,617)				0001	
Blackrock Adaptive US Equity Index 7%	Fixed Annuity Hedge	N/A	Equity/Index	AEL 85LNZLR1WR9SYRVFCH09	.07/02/2024	.07/02/2026	137	157,007	1147.42		6,070		5,438		5,860			(632)				0001	
S&P 500 Index Option	Fixed Annuity Hedge	N/A	Equity/Index	AEL 85LNZLR1WR9SYRVFCH09	.07/02/2024	.07/02/2025	795	4,378,272	5509.01		182,810		144,724		213,630			(38,085)				0001	
S&P 500 Index Option	Fixed Annuity Hedge	N/A	Equity/Index	AEL 85LNZLR1WR9SYRVFCH09	.07/02/2024	.07/02/2026	1	4,950	5509.01		268		240		283			(28)				0001	
S&P 500 Dividend Aristocrats Daily Risk Control 5% Total Return	Fixed Annuity Hedge	N/A	Equity/Index	AEL 85LNZLR1WR9SYRVFCH09	.07/02/2024	.07/02/2025	99	332,690	3363.72		13,795		10,921		25,138			(2,874)				0001	
S&P 500 Dividend Aristocrats Daily Risk Control 5% Excess Return	Fixed Annuity Hedge	N/A	Equity/Index	AEL 85LNZLR1WR9SYRVFCH09	.07/02/2024	.07/02/2025	283	503,672	1782.77		11,232		8,892		26,949			(2,340)				0001	
S&P 500 Dividend Aristocrats Daily Risk Control 5% Excess Return	Fixed Annuity Hedge	N/A	Equity/Index	AEL 85LNZLR1WR9SYRVFCH09	.07/02/2024	.07/02/2026	111	198,708	1782.77		6,299		5,643		12,076			(656)				0001	
Franklin Global Trends Index	Fixed Annuity Hedge	N/A	Equity/Index	AEL 85LNZLR1WR9SYRVFCH09	.07/03/2024	.07/03/2025	705	171,843	243.77		4,021		3,183		8,279			(838)				0001	

E06.102

STATEMENT AS OF SEPTEMBER 30, 2024 OF THE EAGLE LIFE INSURANCE COMPANY

SCHEDULE DB - PART A - SECTION 1

Showing all Options, Caps, Floors, Collars, Swaps and Forwards Open as of Current Statement Date

1	2	3	4	5	6	7	8	9	10	11	12	13	14	15	16	17	18	19	20	21	22	23	
Description	Description of Item(s) Hedged, Used for Income Generation or Replicated	Schedule/ Exhibit Identifier	Type(s) of Risk(s) (a)	Exchange, Counterparty or Central Clearinghouse	Trade Date	Date of Maturity or Expiration	Number of Contracts	Notional Amount	Strike Price, Rate or Index Received (Paid)	Cumulative Prior Year(s) Initial Cost of Un-discounted Premium (Received) Paid	Current Year Initial Cost of Un-discounted Premium (Received) Paid	Current Year Income	Book/ Adjusted Carrying Value	Code	Fair Value	Unrealized Valuation Increase/ (Decrease)	Total Foreign Exchange Change in B./A.C.V.	Current Year's (Amortization)/ Accretion	Adjustment to Carrying Value of Hedged Item	Potential Exposure	Credit Quality of Reference Entity	Hedge Effectiveness at Inception and at Quarter-end (b)	
Invesco Dynamic Growth Index	Fixed Annuity Hedge	N/A	Equity/Index	AEL 85LNZLR1WR9SYRVFCH09	.07/03/2024	.07/03/2025	214	539,016	2519.37		11,858		9,388		13,695			(2,470)				0001	
Invesco Dynamic Growth Index	Fixed Annuity Hedge	N/A	Equity/Index	AEL 85LNZLR1WR9SYRVFCH09	.07/03/2024	.07/02/2026	137	344,017	2519.37		10,493		9,400		11,670			(1,093)				0001	
Blackrock Adaptive US Equity Index 7% S&P 500 Index Option	Fixed Annuity Hedge	N/A	Equity/Index	AEL 85LNZLR1WR9SYRVFCH09	.07/03/2024	.07/03/2025	7	7,881	1151.6		226		179		189			(47)				0001	
PTPT S&P 500 Dividend Aristocrats Daily Risk Control 5% Total Return	Fixed Annuity Hedge	N/A	Equity/Index	AEL 85LNZLR1WR9SYRVFCH09	.07/03/2024	.07/03/2025	884	4,897,222	5537.02		275,233		217,893		314,998			(57,340)				0001	
S&P 500 Dividend Aristocrats Daily Risk Control 5% Excess Return	Fixed Annuity Hedge	N/A	Equity/Index	AEL 85LNZLR1WR9SYRVFCH09	.07/03/2024	.07/03/2025	31	105,051	3363.43		4,969		3,934		8,727			(1,035)				0001	
S&P 500 Dividend Aristocrats Daily Risk Control 5% Excess Return	Fixed Annuity Hedge	N/A	Equity/Index	AEL 85LNZLR1WR9SYRVFCH09	.07/03/2024	.07/03/2025	119	211,567	1782.35		4,739		3,752		11,369			(987)				0001	
S&P 500 Dividend Aristocrats Daily Risk Control 5% Excess Return	Fixed Annuity Hedge	N/A	Equity/Index	AEL 85LNZLR1WR9SYRVFCH09	.07/03/2024	.07/02/2026	89	158,367	1782.35		5,020		4,497		9,654			(523)				0001	
Franklin Global Trends Index	Fixed Annuity Hedge	N/A	Equity/Index	AEL 85LNZLR1WR9SYRVFCH09	.07/05/2024	.07/03/2025	590	144,375	244.77		3,378		2,675		6,466			(704)				0001	
Invesco Dynamic Growth Index	Fixed Annuity Hedge	N/A	Equity/Index	AEL 85LNZLR1WR9SYRVFCH09	.07/05/2024	.07/03/2025	192	482,531	2516.57		10,567		8,366		12,581			(2,202)				0001	
Invesco Dynamic Growth Index	Fixed Annuity Hedge	N/A	Equity/Index	AEL 85LNZLR1WR9SYRVFCH09	.07/05/2024	.07/07/2025	249	626,183	2516.57		13,776		10,906		16,396			(2,870)				0001	
Invesco Dynamic Growth Index	Fixed Annuity Hedge	N/A	Equity/Index	AEL 85LNZLR1WR9SYRVFCH09	.07/05/2024	.07/02/2026	302	760,453	2516.57		23,194		20,778		26,253			(2,416)				0001	
Invesco Dynamic Growth Index	Fixed Annuity Hedge	N/A	Equity/Index	AEL 85LNZLR1WR9SYRVFCH09	.07/05/2024	.07/06/2026	4	11,190	2516.57		342		307		387			(36)				0001	
S&P 500 Index Option	Fixed Annuity Hedge	N/A	Equity/Index	AEL 85LNZLR1WR9SYRVFCH09	.07/05/2024	.07/03/2025	2,327	12,953,791	5567.19		664,144		525,781		745,511			(138,363)				0001	
PTPT S&P 500 Index Option	Fixed Annuity Hedge	N/A	Equity/Index	AEL 85LNZLR1WR9SYRVFCH09	.07/05/2024	.07/02/2026	52	290,865	5567.19		27,676		24,794		28,525			(2,883)				0001	
PTPT S&P 500 Index Option	Fixed Annuity Hedge	N/A	Equity/Index	AEL 85LNZLR1WR9SYRVFCH09	.07/05/2024	.07/07/2025	1,062	5,914,055	5567.19		256,313		202,914		286,155			(53,399)				0001	
S&P 500 Dividend Aristocrats Daily Risk Control 5% Total Return	Fixed Annuity Hedge	N/A	Equity/Index	AEL 85LNZLR1WR9SYRVFCH09	.07/05/2024	.07/03/2025	118	395,688	3365.58		16,839		13,331		30,701			(3,508)				0001	
S&P 500 Dividend Aristocrats Daily Risk Control 5% Total Return	Fixed Annuity Hedge	N/A	Equity/Index	AEL 85LNZLR1WR9SYRVFCH09	.07/05/2024	.07/07/2025	16	52,475	3365.58		2,272		1,799		4,113			(473)				0001	
S&P 500 Dividend Aristocrats Daily Risk Control 5% Excess Return	Fixed Annuity Hedge	N/A	Equity/Index	AEL 85LNZLR1WR9SYRVFCH09	.07/05/2024	.07/03/2025	763	1,360,592	1782.95		30,477		24,128		72,705			(6,349)				0001	
S&P 500 Dividend Aristocrats Daily Risk Control 5% Excess Return	Fixed Annuity Hedge	N/A	Equity/Index	AEL 85LNZLR1WR9SYRVFCH09	.07/05/2024	.07/02/2026	16	28,644	1782.95		911		816		1,739			(95)				0001	
S&P 500 Dividend Aristocrats Daily Risk Control 5% Excess Return	Fixed Annuity Hedge	N/A	Equity/Index	AEL 85LNZLR1WR9SYRVFCH09	.07/05/2024	.07/06/2026	98	173,911	1782.95		5,530		4,954		10,568			(576)				0001	

E06.103

STATEMENT AS OF SEPTEMBER 30, 2024 OF THE EAGLE LIFE INSURANCE COMPANY

SCHEDULE DB - PART A - SECTION 1

Showing all Options, Caps, Floors, Collars, Swaps and Forwards Open as of Current Statement Date

1	2	3	4	5	6	7	8	9	10	11	12	13	14	15	16	17	18	19	20	21	22	23	
Description	Description of Item(s) Hedged, Used for Income Generation or Replicated	Schedule/ Exhibit Identifier	Type(s) of Risk(s) (a)	Exchange, Counterparty or Central Clearinghouse	Trade Date	Date of Maturity or Expiration	Number of Contracts	Notional Amount	Strike Price, Rate or Index Received (Paid)	Cumulative Prior Year(s) Initial Cost of Un-discounted Premium (Received) Paid	Current Year Initial Cost of Un-discounted Premium (Received) Paid	Current Year Income	Book/ Adjusted Carrying Value	Code	Fair Value	Unrealized Valuation Increase/ (Decrease)	Total Foreign Exchange Change in B./A.C.V.	Current Year's (Amortization)/ Accretion	Adjustment to Carrying Value of Hedged Item	Potential Exposure	Credit Quality of Reference Entity	Hedge Effectiveness at Inception and at Quarter-end (b)	
S&P 500 Dividend Aristocrats Daily Risk Control 5% Excess Return	Fixed Annuity Hedge	N/A	Equity/Index	AEL 85LNZLR1WR9SYRVFCH09	07/05/2024	07/07/2025	773	1,378,103	1782.95		30,869		24,438		73,756			(6,431)				0001	
Franklin Global Trends Index	Fixed Annuity Hedge	N/A	Equity/Index	AEL 85LNZLR1WR9SYRVFCH09	07/08/2024	07/08/2026	268	65,623	244.54		2,159		1,934		3,518			(225)				0001	
S&P 500 Index Option	Fixed Annuity Hedge	N/A	Equity/Index	AEL 85LNZLR1WR9SYRVFCH09	07/08/2024	07/08/2025	559	3,117,064	5572.85		108,212		85,668		118,757			(22,544)				0001	
S&P 500 Dividend Aristocrats Daily Risk Control 5% Total Return	Fixed Annuity Hedge	N/A	Equity/Index	AEL 85LNZLR1WR9SYRVFCH09	07/08/2024	07/08/2025	7	21,938	3366.98		781		618		1,476			(163)				0001	
S&P 500 Dividend Aristocrats Daily Risk Control 5% Excess Return	Fixed Annuity Hedge	N/A	Equity/Index	AEL 85LNZLR1WR9SYRVFCH09	07/08/2024	07/08/2025	601	1,070,756	1782.88		23,878		18,903		57,367			(4,975)				0001	
Invesco Dynamic Growth Index	Fixed Annuity Hedge	N/A	Equity/Index	AEL 85LNZLR1WR9SYRVFCH09	07/09/2024	07/09/2025	34	84,477	2513.57		1,858		1,471		2,278			(387)				0001	
Invesco Dynamic Growth Index	Fixed Annuity Hedge	N/A	Equity/Index	AEL 85LNZLR1WR9SYRVFCH09	07/09/2024	07/09/2026	69	173,783	2513.57		5,318		4,764		6,135			(554)				0001	
S&P 500 Index Option	Fixed Annuity Hedge	N/A	Equity/Index	AEL 85LNZLR1WR9SYRVFCH09	07/09/2024	07/09/2025	490	2,735,356	5576.98		112,986		89,447		124,066			(23,539)				0001	
S&P 500 Dividend Aristocrats Daily Risk Control 5% Total Return	Fixed Annuity Hedge	N/A	Equity/Index	AEL 85LNZLR1WR9SYRVFCH09	07/09/2024	07/09/2025	7	24,711	3359.44		1,030		816		1,931			(215)				0001	
S&P 500 Dividend Aristocrats Daily Risk Control 5% Excess Return	Fixed Annuity Hedge	N/A	Equity/Index	AEL 85LNZLR1WR9SYRVFCH09	07/09/2024	07/09/2025	337	599,425	1778.61		13,847		10,962		33,413			(2,885)				0001	
S&P 500 Dividend Aristocrats Daily Risk Control 5% Excess Return	Fixed Annuity Hedge	N/A	Equity/Index	AEL 85LNZLR1WR9SYRVFCH09	07/09/2024	07/09/2026	24	43,002	1778.61		1,385		1,240		2,698			(144)				0001	
Franklin Global Trends Index	Fixed Annuity Hedge	N/A	Equity/Index	AEL 85LNZLR1WR9SYRVFCH09	07/10/2024	07/10/2025	118	28,986	244.92		678		537		1,289			(141)				0001	
Invesco Dynamic Growth Index	Fixed Annuity Hedge	N/A	Equity/Index	AEL 85LNZLR1WR9SYRVFCH09	07/10/2024	07/10/2025	100	251,385	2520.1		5,530		4,378		6,393			(1,152)				0001	
Invesco Dynamic Growth Index	Fixed Annuity Hedge	N/A	Equity/Index	AEL 85LNZLR1WR9SYRVFCH09	07/10/2024	07/10/2026	93	234,663	2520.1		7,181		6,433		7,958			(748)				0001	
S&P 500 Index Option	Fixed Annuity Hedge	N/A	Equity/Index	AEL 85LNZLR1WR9SYRVFCH09	07/10/2024	07/10/2025	382	2,151,572	5633.91		113,469		89,829		117,341			(23,639)				0001	
S&P 500 Dividend Aristocrats Daily Risk Control 5% Excess Return	Fixed Annuity Hedge	N/A	Equity/Index	AEL 85LNZLR1WR9SYRVFCH09	07/10/2024	07/10/2025	340	607,245	1788.47		13,420		10,624		30,891			(2,796)				0001	
S&P 500 Dividend Aristocrats Daily Risk Control 5% Excess Return	Fixed Annuity Hedge	N/A	Equity/Index	AEL 85LNZLR1WR9SYRVFCH09	07/10/2024	07/10/2026	133	237,731	1788.47		7,298		6,538		13,891			(760)				0001	
Invesco Dynamic Growth Index	Fixed Annuity Hedge	N/A	Equity/Index	AEL 85LNZLR1WR9SYRVFCH09	07/11/2024	07/11/2025	160	402,053	2517.34		8,845		7,002		10,498			(1,843)				0001	
Invesco Dynamic Growth Index	Fixed Annuity Hedge	N/A	Equity/Index	AEL 85LNZLR1WR9SYRVFCH09	07/11/2024	07/10/2026	318	800,371	2517.34		24,571		22,012		27,616			(2,560)				0001	
S&P 500 Index Option	Fixed Annuity Hedge	N/A	Equity/Index	AEL 85LNZLR1WR9SYRVFCH09	07/11/2024	07/11/2025	1,074	5,999,142	5584.54		275,478		218,087		306,506			(57,391)				0001	

E06.104

STATEMENT AS OF SEPTEMBER 30, 2024 OF THE EAGLE LIFE INSURANCE COMPANY

SCHEDULE DB - PART A - SECTION 1

Showing all Options, Caps, Floors, Collars, Swaps and Forwards Open as of Current Statement Date

1	2	3	4	5	6	7	8	9	10	11	12	13	14	15	16	17	18	19	20	21	22	23	
Description	Description of Item(s) Hedged, Used for Income Generation or Replicated	Schedule/ Exhibit Identifier	Type(s) of Risk(s) (a)	Exchange, Counterparty or Central Clearinghouse	Trade Date	Date of Maturity or Expiration	Number of Contracts	Notional Amount	Strike Price, Rate or Index Received (Paid)	Cumulative Prior Year(s) Initial Cost of Un-discounted Premium (Received) Paid	Current Year Initial Cost of Un-discounted Premium (Received) Paid	Current Year Income	Book/ Adjusted Carrying Value	Code	Fair Value	Unrealized Valuation Increase/ (Decrease)	Total Foreign Exchange Change in B./A.C.V.	Current Year's (Amortization)/ Accretion	Adjustment to Carrying Value of Hedged Item	Potential Exposure	Credit Quality of Reference Entity	Hedge Effectiveness at Inception and at Quarter-end (b)	
S&P 500 Index Option PTP	Fixed Annuity Hedge	N/A	Equity/Index	AEL 85LNZLR1WR9SYRVFCH09	07/11/2024	07/10/2026	35	198,000	5584.54		17,157		15,370		17,918			(1,787)				0001	
S&P 500 Dividend Aristocrats Daily Risk Control 5% Total Return	Fixed Annuity Hedge	N/A	Equity/Index	AEL 85LNZLR1WR9SYRVFCH09	07/11/2024	07/11/2025	33	111,859	3402.62		4,854		3,843		7,669			(1,011)				0001	
S&P 500 Dividend Aristocrats Daily Risk Control 5% Excess Return	Fixed Annuity Hedge	N/A	Equity/Index	AEL 85LNZLR1WR9SYRVFCH09	07/11/2024	07/11/2025	413	743,098	1800.93		16,571		13,119		33,446			(3,452)				0001	
S&P 500 Dividend Aristocrats Daily Risk Control 5% Excess Return	Fixed Annuity Hedge	N/A	Equity/Index	AEL 85LNZLR1WR9SYRVFCH09	07/11/2024	07/10/2026	81	145,487	1800.93		4,612		4,132		7,740			(480)				0001	
Franklin Global Trends Index	Fixed Annuity Hedge	N/A	Equity/Index	AEL 85LNZLR1WR9SYRVFCH09	07/12/2024	07/11/2025	908	223,773	246.49		5,236		4,145		8,832			(1,091)				0001	
Franklin Global Trends Index	Fixed Annuity Hedge	N/A	Equity/Index	AEL 85LNZLR1WR9SYRVFCH09	07/12/2024	07/10/2026	199	49,088	246.49		1,615		1,447		2,359			(168)				0001	
Invesco Dynamic Growth Index	Fixed Annuity Hedge	N/A	Equity/Index	AEL 85LNZLR1WR9SYRVFCH09	07/12/2024	07/11/2025	445	1,121,706	2520.76		24,678		19,536		28,385			(5,141)				0001	
Invesco Dynamic Growth Index	Fixed Annuity Hedge	N/A	Equity/Index	AEL 85LNZLR1WR9SYRVFCH09	07/12/2024	07/14/2025	56	142,101	2520.76		3,126		2,475		3,608			(651)				0001	
Invesco Dynamic Growth Index	Fixed Annuity Hedge	N/A	Equity/Index	AEL 85LNZLR1WR9SYRVFCH09	07/12/2024	07/10/2026	1	1,697	2520.76		52		47		57			(5)				0001	
Invesco Dynamic Growth Index	Fixed Annuity Hedge	N/A	Equity/Index	AEL 85LNZLR1WR9SYRVFCH09	07/12/2024	07/13/2026	74	185,530	2520.76		5,696		5,102		6,276			(593)				0001	
Invesco Dynamic Growth Index	Fixed Annuity Hedge	N/A	Equity/Index	AEL 85LNZLR1WR9SYRVFCH09	07/12/2024	07/14/2026	188	472,869	2520.76		14,517		13,005		16,006			(1,512)				0001	
Blackrock Adaptive US Equity Index 7%	Fixed Annuity Hedge	N/A	Equity/Index	AEL 85LNZLR1WR9SYRVFCH09	07/12/2024	07/11/2025	130	151,192	1165.22		4,324		3,423		2,900			(901)				0001	
S&P 500 Index Option PTP	Fixed Annuity Hedge	N/A	Equity/Index	AEL 85LNZLR1WR9SYRVFCH09	07/12/2024	07/11/2025	1,151	6,463,753	5615.35		279,973		221,645		301,067			(58,328)				0001	
S&P 500 Index Option PTP	Fixed Annuity Hedge	N/A	Equity/Index	AEL 85LNZLR1WR9SYRVFCH09	07/12/2024	07/14/2025	586	3,290,988	5615.35		139,465		110,410		151,072			(29,055)				0001	
S&P 500 Dividend Aristocrats Daily Risk Control 5% Total Return	Fixed Annuity Hedge	N/A	Equity/Index	AEL 85LNZLR1WR9SYRVFCH09	07/12/2024	07/11/2025	4	14,677	3416.18		630		498		949			(131)				0001	
S&P 500 Dividend Aristocrats Daily Risk Control 5% Excess Return	Fixed Annuity Hedge	N/A	Equity/Index	AEL 85LNZLR1WR9SYRVFCH09	07/12/2024	07/11/2025	1,028	1,858,258	1807.83		41,253		32,659		77,866			(8,594)				0001	
S&P 500 Dividend Aristocrats Daily Risk Control 5% Excess Return	Fixed Annuity Hedge	N/A	Equity/Index	AEL 85LNZLR1WR9SYRVFCH09	07/12/2024	07/10/2026	1	2,107	1807.83		64		58		106			(7)				0001	
S&P 500 Dividend Aristocrats Daily Risk Control 5% Excess Return	Fixed Annuity Hedge	N/A	Equity/Index	AEL 85LNZLR1WR9SYRVFCH09	07/12/2024	07/14/2025	374	676,955	1807.83		15,028		11,897		28,421			(3,131)				0001	
S&P 500 Dividend Aristocrats Daily Risk Control 5% Excess Return	Fixed Annuity Hedge	N/A	Equity/Index	AEL 85LNZLR1WR9SYRVFCH09	07/12/2024	07/14/2026	92	166,438	1807.83		5,093		4,562		8,406			(531)				0001	
Invesco Dynamic Growth Index	Fixed Annuity Hedge	N/A	Equity/Index	AEL 85LNZLR1WR9SYRVFCH09	07/15/2024	07/15/2025	93	234,481	2521.17		5,159		4,084		5,937			(1,075)				0001	
Invesco Dynamic Growth Index	Fixed Annuity Hedge	N/A	Equity/Index	AEL 85LNZLR1WR9SYRVFCH09	07/15/2024	07/15/2026	40	99,793	2521.17		3,064		2,745		3,371			(319)				0001	

E06.105

STATEMENT AS OF SEPTEMBER 30, 2024 OF THE EAGLE LIFE INSURANCE COMPANY

SCHEDULE DB - PART A - SECTION 1

Showing all Options, Caps, Floors, Collars, Swaps and Forwards Open as of Current Statement Date

1	2	3	4	5	6	7	8	9	10	11	12	13	14	15	16	17	18	19	20	21	22	23	
Description	Description of Item(s) Hedged, Used for Income Generation or Replicated	Schedule/ Exhibit Identifier	Type(s) of Risk(s) (a)	Exchange, Counterparty or Central Clearinghouse	Trade Date	Date of Maturity or Expiration	Number of Contracts	Notional Amount	Strike Price, Rate or Index Received (Paid)	Cumulative Prior Year(s) Initial Cost of Un-discounted Premium (Received) Paid	Current Year Initial Cost of Un-discounted Premium (Received) Paid	Current Year Income	Book/ Adjusted Carrying Value	Code	Fair Value	Unrealized Valuation Increase/ (Decrease)	Total Foreign Exchange Change in B./A.C.V.	Current Year's (Amortization)/ Accretion	Adjustment to Carrying Value of Hedged Item	Potential Exposure	Credit Quality of Reference Entity	Hedge Effectiveness at Inception and at Quarter-end (b)	
S&P 500 Index Option PTP	Fixed Annuity Hedge	N/A	Equity/Index	AEL 85LNZLR1WR9SYRVFCH09	07/15/2024	07/15/2025	681	3,835,523	5631.22		182,433		144,426		189,986			(38,007)				0001	
S&P 500 Index Option PTP	Fixed Annuity Hedge	N/A	Equity/Index	AEL 85LNZLR1WR9SYRVFCH09	07/15/2024	07/15/2026	6	31,322	5631.22		3,998		3,582		3,947			(417)				0001	
S&P 500 Dividend Aristocrats Daily Risk Control 5% Total Return	Fixed Annuity Hedge	N/A	Equity/Index	AEL 85LNZLR1WR9SYRVFCH09	07/15/2024	07/15/2025	80	274,704	3415.09		11,290		8,938		17,376			(2,352)				0001	
S&P 500 Dividend Aristocrats Daily Risk Control 5% Excess Return	Fixed Annuity Hedge	N/A	Equity/Index	AEL 85LNZLR1WR9SYRVFCH09	07/15/2024	07/15/2025	558	1,008,411	1806.44		22,488		17,803		42,986			(4,685)				0001	
S&P 500 Dividend Aristocrats Daily Risk Control 5% Excess Return	Fixed Annuity Hedge	N/A	Equity/Index	AEL 85LNZLR1WR9SYRVFCH09	07/15/2024	07/15/2026	174	314,776	1806.44		10,073		9,024		16,077			(1,049)				0001	
Invesco Dynamic Growth Index	Fixed Annuity Hedge	N/A	Equity/Index	AEL 85LNZLR1WR9SYRVFCH09	07/16/2024	07/16/2025	19	47,390	2528.23		1,043		825		1,125			(217)				0001	
Invesco Dynamic Growth Index	Fixed Annuity Hedge	N/A	Equity/Index	AEL 85LNZLR1WR9SYRVFCH09	07/16/2024	07/16/2026	98	246,553	2528.23		7,569		6,781		7,971			(788)				0001	
Blackrock Adaptive US Equity Index 7%	Fixed Annuity Hedge	N/A	Equity/Index	AEL 85LNZLR1WR9SYRVFCH09	07/16/2024	07/16/2025	628	736,089	1172.48		21,126		16,725		12,499			(4,401)				0001	
Blackrock Adaptive US Equity Index 7%	Fixed Annuity Hedge	N/A	Equity/Index	AEL 85LNZLR1WR9SYRVFCH09	07/16/2024	07/16/2026	74	87,288	1172.48		3,394		3,040		2,460			(354)				0001	
S&P 500 Index Option PTP	Fixed Annuity Hedge	N/A	Equity/Index	AEL 85LNZLR1WR9SYRVFCH09	07/16/2024	07/16/2025	492	2,788,743	5667.2		108,198		85,657		108,847			(22,541)				0001	
S&P 500 Dividend Aristocrats Daily Risk Control 5% Excess Return	Fixed Annuity Hedge	N/A	Equity/Index	AEL 85LNZLR1WR9SYRVFCH09	07/16/2024	07/16/2025	345	627,828	1820.45		14,063		11,133		23,020			(2,930)				0001	
S&P 500 Dividend Aristocrats Daily Risk Control 5% Excess Return	Fixed Annuity Hedge	N/A	Equity/Index	AEL 85LNZLR1WR9SYRVFCH09	07/16/2024	07/16/2026	196	357,592	1820.45		11,014		9,867		16,343			(1,147)				0001	
Franklin Global Trends Index	Fixed Annuity Hedge	N/A	Equity/Index	AEL 85LNZLR1WR9SYRVFCH09	07/17/2024	07/17/2025	533	131,282	246.47		3,085		2,442		5,212			(643)				0001	
Franklin Global Trends Index	Fixed Annuity Hedge	N/A	Equity/Index	AEL 85LNZLR1WR9SYRVFCH09	07/17/2024	07/17/2026	537	132,472	246.47		4,372		3,916		6,391			(455)				0001	
Invesco Dynamic Growth Index	Fixed Annuity Hedge	N/A	Equity/Index	AEL 85LNZLR1WR9SYRVFCH09	07/17/2024	07/17/2025	20	51,500	2515.98		1,133		897		1,370			(236)				0001	
Blackrock Adaptive US Equity Index 7%	Fixed Annuity Hedge	N/A	Equity/Index	AEL 85LNZLR1WR9SYRVFCH09	07/17/2024	07/17/2025	3	3,875	1159.38		111		88		83			(23)				0001	
S&P 500 Index Option PTP	Fixed Annuity Hedge	N/A	Equity/Index	AEL 85LNZLR1WR9SYRVFCH09	07/17/2024	07/17/2025	421	2,352,065	5588.27		107,428		85,047		116,925			(22,381)				0001	
S&P 500 Index Option PTP	Fixed Annuity Hedge	N/A	Equity/Index	AEL 85LNZLR1WR9SYRVFCH09	07/17/2024	07/17/2026	12	67,206	5588.27		3,555		3,185		3,708			(370)				0001	
S&P 500 Dividend Aristocrats Daily Risk Control 5% Total Return	Fixed Annuity Hedge	N/A	Equity/Index	AEL 85LNZLR1WR9SYRVFCH09	07/17/2024	07/17/2025	25	87,376	3456.06		3,916		3,100		4,970			(816)				0001	
S&P 500 Dividend Aristocrats Daily Risk Control 5% Excess Return	Fixed Annuity Hedge	N/A	Equity/Index	AEL 85LNZLR1WR9SYRVFCH09	07/17/2024	07/17/2025	272	497,709	1827.55		10,950		8,668		16,847			(2,281)				0001	
Franklin Global Trends Index	Fixed Annuity Hedge	N/A	Equity/Index	AEL 85LNZLR1WR9SYRVFCH09	07/18/2024	07/18/2025	171	41,877	245.6		984		779		1,778			(205)				0001	
Invesco Dynamic Growth Index	Fixed Annuity Hedge	N/A	Equity/Index	AEL 85LNZLR1WR9SYRVFCH09	07/18/2024	07/18/2025	165	414,841	2508.47		9,127		7,225		11,805			(1,901)				0001	

E06.106

STATEMENT AS OF SEPTEMBER 30, 2024 OF THE EAGLE LIFE INSURANCE COMPANY

SCHEDULE DB - PART A - SECTION 1

Showing all Options, Caps, Floors, Collars, Swaps and Forwards Open as of Current Statement Date

1	2	3	4	5	6	7	8	9	10	11	12	13	14	15	16	17	18	19	20	21	22	23	
Description	Description of Item(s) Hedged, Used for Income Generation or Replicated	Schedule/ Exhibit Identifier	Type(s) of Risk(s) (a)	Exchange, Counterparty or Central Clearinghouse	Trade Date	Date of Maturity or Expiration	Number of Contracts	Notional Amount	Strike Price, Rate or Index Received (Paid)	Cumulative Prior Year(s) Initial Cost of Un-discounted Premium (Received) Paid	Current Year Initial Cost of Un-discounted Premium (Received) Paid	Current Year Income	Book/ Adjusted Carrying Value	Code	Fair Value	Unrealized Valuation Increase/ (Decrease)	Total Foreign Exchange Change in B./A.C.V.	Current Year's (Amortization)/ Accretion	Adjustment to Carrying Value of Hedged Item	Potential Exposure	Credit Quality of Reference Entity	Hedge Effectiveness at Inception and at Quarter-end (b)	
Invesco Dynamic Growth Index	Fixed Annuity Hedge	N/A	Equity/Index	AEL 85LNZLR1WR9SYRVFCH09	.07/18/2024	.07/17/2026	246	616,893	2508.47		18,939		16,966		22,562			(1,973)				0001	
S&P 500 Index Option	Fixed Annuity Hedge	N/A	Equity/Index	AEL 85LNZLR1WR9SYRVFCH09	.07/18/2024	.07/18/2025	1,202	6,666,540	5544.59		343,051		271,582		391,535			(71,469)				0001	
PTPT	Fixed Annuity Hedge	N/A	Equity/Index	AEL 85LNZLR1WR9SYRVFCH09	.07/18/2024	.07/18/2025	13	43,599	3444.03		2,006		1,588		2,708			(418)				0001	
S&P 500 Dividend Aristocrats Daily Risk Control 5% Total Return	Fixed Annuity Hedge	N/A	Equity/Index	AEL 85LNZLR1WR9SYRVFCH09	.07/18/2024	.07/18/2025	126	228,592	1820.91		5,098		4,036		8,352			(1,062)				0001	
S&P 500 Dividend Aristocrats Daily Risk Control 5% Excess Return	Fixed Annuity Hedge	N/A	Equity/Index	AEL 85LNZLR1WR9SYRVFCH09	.07/18/2024	.07/17/2026	141	256,078	1820.91		8,195		7,341		11,665			(854)				0001	
Franklin Global Trends Index	Fixed Annuity Hedge	N/A	Equity/Index	AEL 85LNZLR1WR9SYRVFCH09	.07/19/2024	.07/18/2025	890	217,848	244.72		5,098		4,036		9,875			(1,062)				0001	
Invesco Dynamic Growth Index	Fixed Annuity Hedge	N/A	Equity/Index	AEL 85LNZLR1WR9SYRVFCH09	.07/19/2024	.07/18/2025	654	1,634,728	2499.41		35,964		28,472		50,300			(7,493)				0001	
Invesco Dynamic Growth Index	Fixed Annuity Hedge	N/A	Equity/Index	AEL 85LNZLR1WR9SYRVFCH09	.07/19/2024	.07/21/2025	10	24,492	2499.41		541		429		755			(113)				0001	
Invesco Dynamic Growth Index	Fixed Annuity Hedge	N/A	Equity/Index	AEL 85LNZLR1WR9SYRVFCH09	.07/19/2024	.07/17/2026	295	737,100	2499.41		22,629		20,272		28,477			(2,357)				0001	
Invesco Dynamic Growth Index	Fixed Annuity Hedge	N/A	Equity/Index	AEL 85LNZLR1WR9SYRVFCH09	.07/19/2024	.07/21/2026	75	186,977	2499.41		5,740		5,142		7,237			(598)				0001	
Blackrock Adaptive US Equity Index 7%	Fixed Annuity Hedge	N/A	Equity/Index	AEL 85LNZLR1WR9SYRVFCH09	.07/19/2024	.07/18/2025	132	151,724	1146.98		4,348		3,442		4,035			(906)				0001	
S&P 500 Index Option	Fixed Annuity Hedge	N/A	Equity/Index	AEL 85LNZLR1WR9SYRVFCH09	.07/19/2024	.07/18/2025	1,654	9,106,356	5505		397,010		314,300		465,747			(82,710)				0001	
PTPT	Fixed Annuity Hedge	N/A	Equity/Index	AEL 85LNZLR1WR9SYRVFCH09	.07/19/2024	.07/21/2025	485	2,672,385	5505		108,287		85,728		126,207			(22,560)				0001	
S&P 500 Index Option	Fixed Annuity Hedge	N/A	Equity/Index	AEL 85LNZLR1WR9SYRVFCH09	.07/19/2024	.07/17/2026	19	103,724	5505		7,870		7,050		8,456			(820)				0001	
PTPT	Fixed Annuity Hedge	N/A	Equity/Index	AEL 85LNZLR1WR9SYRVFCH09	.07/19/2024	.07/17/2026	19	103,724	5505		7,870		7,050		8,456			(820)				0001	
S&P 500 Dividend Aristocrats Daily Risk Control 5% Total Return	Fixed Annuity Hedge	N/A	Equity/Index	AEL 85LNZLR1WR9SYRVFCH09	.07/19/2024	.07/18/2025	42	144,626	3432.55		6,109		4,837		8,592			(1,273)				0001	
S&P 500 Dividend Aristocrats Daily Risk Control 5% Excess Return	Fixed Annuity Hedge	N/A	Equity/Index	AEL 85LNZLR1WR9SYRVFCH09	.07/19/2024	.07/18/2025	978	1,773,916	1814.56		39,558		31,317		69,505			(8,241)				0001	
S&P 500 Dividend Aristocrats Daily Risk Control 5% Excess Return	Fixed Annuity Hedge	N/A	Equity/Index	AEL 85LNZLR1WR9SYRVFCH09	.07/19/2024	.07/21/2025	462	838,630	1814.56		18,701		14,805		32,931			(3,896)				0001	
S&P 500 Dividend Aristocrats Daily Risk Control 5% Excess Return	Fixed Annuity Hedge	N/A	Equity/Index	AEL 85LNZLR1WR9SYRVFCH09	.07/19/2024	.07/21/2026	50	90,823	1814.56		2,952		2,644		4,362			(307)				0001	
Franklin Global Trends Index	Fixed Annuity Hedge	N/A	Equity/Index	AEL 85LNZLR1WR9SYRVFCH09	.07/22/2024	.07/22/2026	1,130	276,857	245.03		9,136		8,185		14,516			(952)				0001	
Invesco Dynamic Growth Index	Fixed Annuity Hedge	N/A	Equity/Index	AEL 85LNZLR1WR9SYRVFCH09	.07/22/2024	.07/22/2026	332	832,262	2506.75		25,550		22,889		30,833			(2,662)				0001	
Blackrock Adaptive US Equity Index 7%	Fixed Annuity Hedge	N/A	Equity/Index	AEL 85LNZLR1WR9SYRVFCH09	.07/22/2024	.07/22/2026	46	52,913	1154.03		2,048		1,834		1,858			(213)				0001	

E06.107

STATEMENT AS OF SEPTEMBER 30, 2024 OF THE EAGLE LIFE INSURANCE COMPANY

SCHEDULE DB - PART A - SECTION 1

Showing all Options, Caps, Floors, Collars, Swaps and Forwards Open as of Current Statement Date

1	2	3	4	5	6	7	8	9	10	11	12	13	14	15	16	17	18	19	20	21	22	23	
Description	Description of Item(s) Hedged, Used for Income Generation or Replicated	Schedule/ Exhibit Identifier	Type(s) of Risk(s) (a)	Exchange, Counterparty or Central Clearinghouse	Trade Date	Date of Maturity or Expiration	Number of Contracts	Notional Amount	Strike Price, Rate or Index Received (Paid)	Cumulative Prior Year(s) Initial Cost of Un-discounted Premium (Received) Paid	Current Year Initial Cost of Un-discounted Premium (Received) Paid	Current Year Income	Book/ Adjusted Carrying Value	Code	Fair Value	Unrealized Valuation Increase/ (Decrease)	Total Foreign Exchange Change in B./A.C.V.	Current Year's (Amortization)/ Accretion	Adjustment to Carrying Value of Hedged Item	Potential Exposure	Credit Quality of Reference Entity	Hedge Effectiveness at Inception and at Quarter-end (b)	
S&P 500 Index Option PTPT	Fixed Annuity Hedge	N/A	Equity/Index	AEL 85LNZLR1WR9SYRVFCH09	07/22/2024	07/22/2025	325	1,809,673	5564.41		71,715		56,774		79,823			(14,941)				0001	
S&P 500 Dividend Aristocrats Daily Risk Control 5% Excess Return	Fixed Annuity Hedge	N/A	Equity/Index	AEL 85LNZLR1WR9SYRVFCH09	07/22/2024	07/22/2025	528	960,096	1816.76		21,314		16,874		36,839			(4,440)				0001	
S&P 500 Dividend Aristocrats Daily Risk Control 5% Excess Return	Fixed Annuity Hedge	N/A	Equity/Index	AEL 85LNZLR1WR9SYRVFCH09	07/22/2024	07/22/2026	207	376,486	1816.76		12,273		10,995		17,775			(1,278)				0001	
Franklin Global Trends Index	Fixed Annuity Hedge	N/A	Equity/Index	AEL 85LNZLR1WR9SYRVFCH09	07/23/2024	07/23/2025	1,152	282,150	244.94		6,631		5,249		12,621			(1,381)				0001	
Invesco Dynamic Growth Index	Fixed Annuity Hedge	N/A	Equity/Index	AEL 85LNZLR1WR9SYRVFCH09	07/23/2024	07/23/2025	167	419,577	2508.3		9,231		7,308		12,012			(1,923)				0001	
Invesco Dynamic Growth Index	Fixed Annuity Hedge	N/A	Equity/Index	AEL 85LNZLR1WR9SYRVFCH09	07/23/2024	07/23/2026	228	573,115	2508.3		17,595		15,762		21,044			(1,833)				0001	
Blackrock Adaptive US Equity Index 7%	Fixed Annuity Hedge	N/A	Equity/Index	AEL 85LNZLR1WR9SYRVFCH09	07/23/2024	07/23/2025	101	116,962	1152.71		3,357		2,657		2,851			(699)				0001	
Blackrock Adaptive US Equity Index 7%	Fixed Annuity Hedge	N/A	Equity/Index	AEL 85LNZLR1WR9SYRVFCH09	07/23/2024	07/23/2026	427	492,221	1152.71		19,098		17,109		17,552			(1,989)				0001	
S&P 500 Index Option PTPT	Fixed Annuity Hedge	N/A	Equity/Index	AEL 85LNZLR1WR9SYRVFCH09	07/23/2024	07/23/2025	531	2,951,096	5555.74		146,929		116,319		166,545			(30,610)				0001	
S&P 500 Index Option CLQ	Fixed Annuity Hedge	N/A	Equity/Index	AEL 85LNZLR1WR9SYRVFCH09	07/23/2024	07/23/2025	1	7,027	5555.74		237		187		335			(49)				0001	
S&P 500 Dividend Aristocrats Daily Risk Control 5% Total Return	Fixed Annuity Hedge	N/A	Equity/Index	AEL 85LNZLR1WR9SYRVFCH09	07/23/2024	07/23/2025	23	77,599	3435.52		2,724		2,156		3,958			(567)				0001	
S&P 500 Dividend Aristocrats Daily Risk Control 5% Excess Return	Fixed Annuity Hedge	N/A	Equity/Index	AEL 85LNZLR1WR9SYRVFCH09	07/23/2024	07/23/2025	402	728,832	1815.03		16,326		12,925		28,516			(3,401)				0001	
S&P 500 Dividend Aristocrats Daily Risk Control 5% Excess Return	Fixed Annuity Hedge	N/A	Equity/Index	AEL 85LNZLR1WR9SYRVFCH09	07/23/2024	07/23/2026	60	109,125	1815.03		3,557		3,187		5,226			(371)				0001	
Franklin Global Trends Index	Fixed Annuity Hedge	N/A	Equity/Index	AEL 85LNZLR1WR9SYRVFCH09	07/24/2024	07/24/2026	531	129,422	243.78		4,271		3,826		7,271			(445)				0001	
Invesco Dynamic Growth Index	Fixed Annuity Hedge	N/A	Equity/Index	AEL 85LNZLR1WR9SYRVFCH09	07/24/2024	07/24/2025	534	1,331,186	2491.54		29,286		23,185		43,946			(6,101)				0001	
Invesco Dynamic Growth Index	Fixed Annuity Hedge	N/A	Equity/Index	AEL 85LNZLR1WR9SYRVFCH09	07/24/2024	07/24/2026	53	131,435	2491.54		4,035		3,615		5,337			(420)				0001	
S&P 500 Index Option PTPT	Fixed Annuity Hedge	N/A	Equity/Index	AEL 85LNZLR1WR9SYRVFCH09	07/24/2024	07/24/2025	658	3,571,315	5427.13		180,125		142,599		229,017			(37,526)				0001	
S&P 500 Dividend Aristocrats Daily Risk Control 5% Total Return	Fixed Annuity Hedge	N/A	Equity/Index	AEL 85LNZLR1WR9SYRVFCH09	07/24/2024	07/24/2025	25	84,150	3429.69		3,586		2,839		5,272			(747)				0001	
S&P 500 Dividend Aristocrats Daily Risk Control 5% Excess Return	Fixed Annuity Hedge	N/A	Equity/Index	AEL 85LNZLR1WR9SYRVFCH09	07/24/2024	07/24/2025	317	574,404	1811.68		12,867		10,186		23,310			(2,681)				0001	
Franklin Global Trends Index	Fixed Annuity Hedge	N/A	Equity/Index	AEL 85LNZLR1WR9SYRVFCH09	07/25/2024	07/25/2025	420	102,440	243.65		2,407		1,906		5,030			(502)				0001	
Invesco Dynamic Growth Index	Fixed Annuity Hedge	N/A	Equity/Index	AEL 85LNZLR1WR9SYRVFCH09	07/25/2024	07/25/2025	838	2,085,013	2487.35		45,870		36,314		71,273			(9,556)				0001	
Invesco Dynamic Growth Index	Fixed Annuity Hedge	N/A	Equity/Index	AEL 85LNZLR1WR9SYRVFCH09	07/25/2024	07/24/2026	121	301,178	2487.35		9,246		8,283		12,533			(963)				0001	

E06.108

STATEMENT AS OF SEPTEMBER 30, 2024 OF THE EAGLE LIFE INSURANCE COMPANY

SCHEDULE DB - PART A - SECTION 1

Showing all Options, Caps, Floors, Collars, Swaps and Forwards Open as of Current Statement Date

1	2	3	4	5	6	7	8	9	10	11	12	13	14	15	16	17	18	19	20	21	22	23	
Description	Description of Item(s) Hedged, Used for Income Generation or Replicated	Schedule/ Exhibit Identifier	Type(s) of Risk(s) (a)	Exchange, Counterparty or Central Clearinghouse	Trade Date	Date of Maturity or Expiration	Number of Contracts	Notional Amount	Strike Price, Rate or Index Received (Paid)	Cumulative Prior Year(s) Initial Cost of Un-discounted Premium (Received) Paid	Current Year Initial Cost of Un-discounted Premium (Received) Paid	Current Year Income	Book/ Adjusted Carrying Value	Code	Fair Value	Unrealized Valuation Increase/ (Decrease)	Total Foreign Exchange Change in B./A.C.V.	Current Year's (Amortization)/ Accretion	Adjustment to Carrying Value of Hedged Item	Potential Exposure	Credit Quality of Reference Entity	Hedge Effectiveness at Inception and at Quarter-end (b)	
S&P 500 Index Option PTPT	Fixed Annuity Hedge	N/A	Equity/Index	AEL 85LNZLR1WR9SYRVFCH09	07/25/2024	07/25/2025	909	4,906,657	5399.22		213,220		168,799		270,214			(44,421)				0001	
S&P 500 Dividend Aristocrats Daily Risk Control 5% Total Return	Fixed Annuity Hedge	N/A	Equity/Index	AEL 85LNZLR1WR9SYRVFCH09	07/25/2024	07/25/2025	25	87,431	3438.66		3,802		3,010		5,368			(792)				0001	
S&P 500 Dividend Aristocrats Daily Risk Control 5% Excess Return	Fixed Annuity Hedge	N/A	Equity/Index	AEL 85LNZLR1WR9SYRVFCH09	07/25/2024	07/25/2025	286	519,545	1816.14		11,638		9,213		20,114			(2,425)				0001	
S&P 500 Dividend Aristocrats Daily Risk Control 5% Excess Return	Fixed Annuity Hedge	N/A	Equity/Index	AEL 85LNZLR1WR9SYRVFCH09	07/25/2024	07/24/2026	36	65,042	1816.14		2,107		1,888		3,089			(220)				0001	
Franklin Global Trends Index	Fixed Annuity Hedge	N/A	Equity/Index	AEL 85LNZLR1WR9SYRVFCH09	07/26/2024	07/25/2025	1,862	455,871	244.85		10,667		8,445		20,550			(2,222)				0001	
Franklin Global Trends Index	Fixed Annuity Hedge	N/A	Equity/Index	AEL 85LNZLR1WR9SYRVFCH09	07/26/2024	07/24/2026	500	122,547	244.85		4,044		3,623		6,494			(421)				0001	
Invesco Dynamic Growth Index	Fixed Annuity Hedge	N/A	Equity/Index	AEL 85LNZLR1WR9SYRVFCH09	07/26/2024	07/25/2025	358	895,306	2499.33		19,697		15,593		27,723			(4,103)				0001	
Invesco Dynamic Growth Index	Fixed Annuity Hedge	N/A	Equity/Index	AEL 85LNZLR1WR9SYRVFCH09	07/26/2024	07/28/2025	122	304,489	2499.33		6,729		5,327		9,451			(1,402)				0001	
Invesco Dynamic Growth Index	Fixed Annuity Hedge	N/A	Equity/Index	AEL 85LNZLR1WR9SYRVFCH09	07/26/2024	07/24/2026	467	1,166,434	2499.33		35,810		32,079		45,226			(3,730)				0001	
Blackrock Adaptive US Equity Index 7%	Fixed Annuity Hedge	N/A	Equity/Index	AEL 85LNZLR1WR9SYRVFCH09	07/26/2024	07/25/2025	27	30,999	1138.04		890		704		960			(185)				0001	
S&P 500 Index Option PTPT	Fixed Annuity Hedge	N/A	Equity/Index	AEL 85LNZLR1WR9SYRVFCH09	07/26/2024	07/25/2025	2,341	12,780,733	5459.1		577,299		457,028		709,273			(120,271)				0001	
S&P 500 Index Option PTPT	Fixed Annuity Hedge	N/A	Equity/Index	AEL 85LNZLR1WR9SYRVFCH09	07/26/2024	07/28/2025	495	2,702,201	5459.1		82,096		64,993		97,491			(17,103)				0001	
S&P 500 Index Option PTPT	Fixed Annuity Hedge	N/A	Equity/Index	AEL 85LNZLR1WR9SYRVFCH09	07/26/2024	07/24/2026	1	4,950	5459.1		261		234		288			(27)				0001	
S&P 500 Index Option PTPT	Fixed Annuity Hedge	N/A	Equity/Index	AEL 85LNZLR1WR9SYRVFCH09	07/26/2024	07/27/2026	27	145,532	5459.1		14,044		12,581		15,898			(1,463)				0001	
S&P 500 Dividend Aristocrats Daily Risk Control 5% Total Return	Fixed Annuity Hedge	N/A	Equity/Index	AEL 85LNZLR1WR9SYRVFCH09	07/26/2024	07/25/2025	12	40,688	3457.98		1,832		1,451		2,379			(382)				0001	
S&P 500 Dividend Aristocrats Daily Risk Control 5% Excess Return	Fixed Annuity Hedge	N/A	Equity/Index	AEL 85LNZLR1WR9SYRVFCH09	07/26/2024	07/25/2025	744	1,359,450	1826.07		30,316		24,000		47,139			(6,316)				0001	
S&P 500 Dividend Aristocrats Daily Risk Control 5% Excess Return	Fixed Annuity Hedge	N/A	Equity/Index	AEL 85LNZLR1WR9SYRVFCH09	07/26/2024	07/28/2025	426	777,179	1826.07		17,253		13,659		27,019			(3,594)				0001	
S&P 500 Dividend Aristocrats Daily Risk Control 5% Excess Return	Fixed Annuity Hedge	N/A	Equity/Index	AEL 85LNZLR1WR9SYRVFCH09	07/26/2024	07/24/2026	366	667,756	1826.07		21,502		19,262		29,257			(2,240)				0001	
S&P 500 Dividend Aristocrats Daily Risk Control 5% Excess Return	Fixed Annuity Hedge	N/A	Equity/Index	AEL 85LNZLR1WR9SYRVFCH09	07/26/2024	07/28/2026	17	31,945	1826.07		1,029		921		1,402			(107)				0001	
Invesco Dynamic Growth Index	Fixed Annuity Hedge	N/A	Equity/Index	AEL 85LNZLR1WR9SYRVFCH09	07/29/2024	07/29/2025	59	148,456	2501.16		3,266		2,586		4,541			(680)				0001	
Invesco Dynamic Growth Index	Fixed Annuity Hedge	N/A	Equity/Index	AEL 85LNZLR1WR9SYRVFCH09	07/29/2024	07/29/2026	349	873,676	2501.16		26,909		24,106		33,582			(2,803)				0001	

E06.109

STATEMENT AS OF SEPTEMBER 30, 2024 OF THE EAGLE LIFE INSURANCE COMPANY

SCHEDULE DB - PART A - SECTION 1

Showing all Options, Caps, Floors, Collars, Swaps and Forwards Open as of Current Statement Date

1	2	3	4	5	6	7	8	9	10	11	12	13	14	15	16	17	18	19	20	21	22	23	
Description	Description of Item(s) Hedged, Used for Income Generation or Replicated	Schedule/ Exhibit Identifier	Type(s) of Risk(s) (a)	Exchange, Counterparty or Central Clearinghouse	Trade Date	Date of Maturity or Expiration	Number of Contracts	Notional Amount	Strike Price, Rate or Index Received (Paid)	Cumulative Prior Year(s) Initial Cost of Un-discounted Premium (Received) Paid	Current Year Initial Cost of Un-discounted Premium (Received) Paid	Current Year Income	Book/ Adjusted Carrying Value	Code	Fair Value	Unrealized Valuation Increase/ (Decrease)	Total Foreign Exchange Change in B./A.C.V.	Current Year's (Amortization)/ Accretion	Adjustment to Carrying Value of Hedged Item	Potential Exposure	Credit Quality of Reference Entity	Hedge Effectiveness at Inception and at Quarter-end (b)	
Blackrock Adaptive US Equity Index 7% S&P 500 Index Option	Fixed Annuity Hedge .	N/A	Equity/Index	AEL 85LNZLR1WR9SYRVFCH09	.07/29/2024	.07/29/2025	11	12,314	1138.11		354		280		383			(74)				0001	
PTPT S&P 500 Dividend Aristocrats Daily Risk Control 5% Total Return	Fixed Annuity Hedge .	N/A	Equity/Index	AEL 85LNZLR1WR9SYRVFCH09	.07/29/2024	.07/29/2025	444	2,424,738	5463.54		89,853		71,134		109,609			(18,719)				0001	
S&P 500 Dividend Aristocrats Daily Risk Control 5% Excess Return	Fixed Annuity Hedge .	N/A	Equity/Index	AEL 85LNZLR1WR9SYRVFCH09	.07/29/2024	.07/29/2025	75	258,993	3460.39		11,338		8,976		14,502			(2,362)				0001	
S&P 500 Dividend Aristocrats Daily Risk Control 5% Excess Return	Fixed Annuity Hedge .	N/A	Equity/Index	AEL 85LNZLR1WR9SYRVFCH09	.07/29/2024	.07/29/2025	703	1,284,094	1826.51		28,764		22,771		44,460			(5,992)				0001	
S&P 500 Dividend Aristocrats Daily Risk Control 5% Excess Return	Fixed Annuity Hedge .	N/A	Equity/Index	AEL 85LNZLR1WR9SYRVFCH09	.07/29/2024	.07/29/2026	226	412,281	1826.51		13,358		11,966		18,042			(1,391)				0001	
Blackrock Adaptive US Equity Index 7% Blackrock Adaptive US Equity Index 7% S&P 500 Index Option	Fixed Annuity Hedge .	N/A	Equity/Index	AEL 85LNZLR1WR9SYRVFCH09	.07/30/2024	.07/30/2025	39	43,874	1135.42		1,260		997		1,423			(262)				0001	
PTPT S&P 500 Dividend Aristocrats Daily Risk Control 5% Excess Return	Fixed Annuity Hedge .	N/A	Equity/Index	AEL 85LNZLR1WR9SYRVFCH09	.07/30/2024	.07/30/2025	598	3,248,578	5436.44		126,906		100,467		159,659			(26,439)				0001	
S&P 500 Dividend Aristocrats Daily Risk Control 5% Excess Return	Fixed Annuity Hedge .	N/A	Equity/Index	AEL 85LNZLR1WR9SYRVFCH09	.07/30/2024	.07/30/2026	2	13,311	5436.44		1,761		1,577		2,076			(183)				0001	
S&P 500 Dividend Aristocrats Daily Risk Control 5% Excess Return	Fixed Annuity Hedge .	N/A	Equity/Index	AEL 85LNZLR1WR9SYRVFCH09	.07/30/2024	.07/30/2025	405	740,449	1829.87		16,290		12,896		24,693			(3,394)				0001	
S&P 500 Dividend Aristocrats Daily Risk Control 5% Excess Return	Fixed Annuity Hedge .	N/A	Equity/Index	AEL 85LNZLR1WR9SYRVFCH09	.07/30/2024	.07/30/2026	80	145,500	1829.87		4,540		4,067		6,196			(473)				0001	
Franklin Global Trends Index	Fixed Annuity Hedge .	N/A	Equity/Index	AEL 85LNZLR1WR9SYRVFCH09	.07/31/2024	.07/31/2025	579	142,924	246.83		3,359		2,659		5,573			(700)				0001	
Franklin Global Trends Index	Fixed Annuity Hedge .	N/A	Equity/Index	AEL 85LNZLR1WR9SYRVFCH09	.07/31/2024	.07/31/2026	129	31,849	246.83		1,054		944		1,514			(110)				0001	
Invesco Dynamic Growth Index	Fixed Annuity Hedge .	N/A	Equity/Index	AEL 85LNZLR1WR9SYRVFCH09	.07/31/2024	.07/31/2025	86	215,992	2513.98		4,752		3,762		5,929			(990)				0001	
Invesco Dynamic Growth Index	Fixed Annuity Hedge .	N/A	Equity/Index	AEL 85LNZLR1WR9SYRVFCH09	.07/31/2024	.07/31/2026	13	32,463	2513.98		1,000		896		1,156			(104)				0001	
S&P 500 Index Option PTPT S&P 500 Dividend Aristocrats Daily Risk Control 5% Total Return	Fixed Annuity Hedge .	N/A	Equity/Index	AEL 85LNZLR1WR9SYRVFCH09	.07/31/2024	.07/31/2025	571	3,153,863	5522.3		155,466		123,077		185,019			(32,389)				0001	
S&P 500 Dividend Aristocrats Daily Risk Control 5% Excess Return	Fixed Annuity Hedge .	N/A	Equity/Index	AEL 85LNZLR1WR9SYRVFCH09	.07/31/2024	.07/31/2025	23	81,410	3468.07		3,361		2,661		4,343			(700)				0001	
S&P 500 Dividend Aristocrats Daily Risk Control 5% Excess Return	Fixed Annuity Hedge .	N/A	Equity/Index	AEL 85LNZLR1WR9SYRVFCH09	.07/31/2024	.07/31/2025	586	1,072,450	1830.01		23,916		18,933		35,741			(4,982)				0001	
S&P 500 Dividend Aristocrats Daily Risk Control 5% Excess Return	Fixed Annuity Hedge .	N/A	Equity/Index	AEL 85LNZLR1WR9SYRVFCH09	.07/31/2024	.07/31/2026	574	1,049,803	1830.01		34,119		30,565		44,676			(3,554)				0001	
Franklin Global Trends Index	Fixed Annuity Hedge .	N/A	Equity/Index	AEL 85LNZLR1WR9SYRVFCH09	.08/01/2024	.08/01/2025	260	64,202	246.52		1,509		1,320		2,566			(189)				0001	
Invesco Dynamic Growth Index	Fixed Annuity Hedge .	N/A	Equity/Index	AEL 85LNZLR1WR9SYRVFCH09	.08/01/2024	.08/01/2025	225	566,253	2517.24		12,514		10,950		15,118			(1,564)				0001	

E06.110

STATEMENT AS OF SEPTEMBER 30, 2024 OF THE EAGLE LIFE INSURANCE COMPANY

SCHEDULE DB - PART A - SECTION 1

Showing all Options, Caps, Floors, Collars, Swaps and Forwards Open as of Current Statement Date

1	2	3	4	5	6	7	8	9	10	11	12	13	14	15	16	17	18	19	20	21	22	23	
Description	Description of Item(s) Hedged, Used for Income Generation or Replicated	Schedule/ Exhibit Identifier	Type(s) of Risk(s) (a)	Exchange, Counterparty or Central Clearinghouse	Trade Date	Date of Maturity or Expiration	Number of Contracts	Notional Amount	Strike Price, Rate or Index Received (Paid)	Cumulative Prior Year(s) Initial Cost of Un-discounted Premium (Received) Paid	Current Year Initial Cost of Un-discounted Premium (Received) Paid	Current Year Income	Book/ Adjusted Carrying Value	Code	Fair Value	Unrealized Valuation Increase/ (Decrease)	Total Foreign Exchange Change in B./A.C.V.	Current Year's (Amortization)/ Accretion	Adjustment to Carrying Value of Hedged Item	Potential Exposure	Credit Quality of Reference Entity	Hedge Effectiveness at Inception and at Quarter-end (b)	
Invesco Dynamic Growth Index	Fixed Annuity Hedge	N/A	Equity/Index	AEL 85LNZLR1WR9SYRVFCH09	08/01/2024	07/31/2026	139	349,440	2517.24		10,798		10,123		12,197			(675)				0001	
S&P 500 Index Option	Fixed Annuity Hedge	N/A	Equity/Index	AEL 85LNZLR1WR9SYRVFCH09	08/01/2024	08/01/2025	696	3,788,202	5446.68		211,858		185,376		270,234			(26,482)				0001	
S&P 500 Dividend Aristocrats Daily Risk Control 5% Excess Return	Fixed Annuity Hedge	N/A	Equity/Index	AEL 85LNZLR1WR9SYRVFCH09	08/01/2024	08/01/2025	886	1,622,080	1831.12		36,172		31,651		53,420			(4,522)				0001	
S&P 500 Dividend Aristocrats Daily Risk Control 5% Excess Return	Fixed Annuity Hedge	N/A	Equity/Index	AEL 85LNZLR1WR9SYRVFCH09	08/01/2024	07/31/2026	342	625,407	1831.12		20,201		18,938		26,371			(1,263)				0001	
Franklin Global Trends Index	Fixed Annuity Hedge	N/A	Equity/Index	AEL 85LNZLR1WR9SYRVFCH09	08/02/2024	08/01/2025	987	244,245	247.49		5,764		5,044		9,050			(721)				0001	
Franklin Global Trends Index	Fixed Annuity Hedge	N/A	Equity/Index	AEL 85LNZLR1WR9SYRVFCH09	08/02/2024	07/31/2026	766	189,541	247.49		6,312		5,917		8,671			(394)				0001	
Invesco Dynamic Growth Index	Fixed Annuity Hedge	N/A	Equity/Index	AEL 85LNZLR1WR9SYRVFCH09	08/02/2024	08/01/2025	166	418,416	2521.01		9,247		8,091		10,803			(1,156)				0001	
Invesco Dynamic Growth Index	Fixed Annuity Hedge	N/A	Equity/Index	AEL 85LNZLR1WR9SYRVFCH09	08/02/2024	08/04/2025	42	104,663	2521.01		2,324		2,033		2,711			(290)				0001	
Invesco Dynamic Growth Index	Fixed Annuity Hedge	N/A	Equity/Index	AEL 85LNZLR1WR9SYRVFCH09	08/02/2024	07/31/2026	138	348,255	2521.01		10,796		10,121		11,877			(675)				0001	
Invesco Dynamic Growth Index	Fixed Annuity Hedge	N/A	Equity/Index	AEL 85LNZLR1WR9SYRVFCH09	08/02/2024	08/04/2026	106	266,022	2521.01		8,273		7,756		9,091			(517)				0001	
Blackrock Adaptive US Equity Index 7%	Fixed Annuity Hedge	N/A	Equity/Index	AEL 85LNZLR1WR9SYRVFCH09	08/02/2024	08/01/2025	61	69,241	1126.54		1,996		1,746		2,569			(249)				0001	
Blackrock Adaptive US Equity Index 7%	Fixed Annuity Hedge	N/A	Equity/Index	AEL 85LNZLR1WR9SYRVFCH09	08/02/2024	07/31/2026	163	183,323	1126.54		7,197		6,747		8,724			(450)				0001	
S&P 500 Index Option	Fixed Annuity Hedge	N/A	Equity/Index	AEL 85LNZLR1WR9SYRVFCH09	08/02/2024	08/01/2025	2,474	13,229,600	5346.56		549,287		480,626		735,241			(68,661)				0001	
S&P 500 Index Option	Fixed Annuity Hedge	N/A	Equity/Index	AEL 85LNZLR1WR9SYRVFCH09	08/02/2024	08/04/2025	1,187	6,345,563	5346.56		201,817		176,590		261,528			(25,227)				0001	
S&P 500 Index Option	Fixed Annuity Hedge	N/A	Equity/Index	AEL 85LNZLR1WR9SYRVFCH09	08/02/2024	07/31/2026	4	23,761	5346.56		1,204		1,129		1,436			(75)				0001	
S&P 500 Dividend Aristocrats Daily Risk Control 5% Total Return	Fixed Annuity Hedge	N/A	Equity/Index	AEL 85LNZLR1WR9SYRVFCH09	08/02/2024	08/01/2025	34	117,456	3464.9		3,979		3,482		5,669			(497)				0001	
S&P 500 Dividend Aristocrats Daily Risk Control 5% Excess Return	Fixed Annuity Hedge	N/A	Equity/Index	AEL 85LNZLR1WR9SYRVFCH09	08/02/2024	08/01/2025	1,574	2,876,900	1827.77		64,926		56,810		98,452			(8,116)				0001	
S&P 500 Dividend Aristocrats Daily Risk Control 5% Excess Return	Fixed Annuity Hedge	N/A	Equity/Index	AEL 85LNZLR1WR9SYRVFCH09	08/02/2024	08/04/2025	431	788,418	1827.77		17,864		15,631		27,052			(2,233)				0001	
S&P 500 Dividend Aristocrats Daily Risk Control 5% Excess Return	Fixed Annuity Hedge	N/A	Equity/Index	AEL 85LNZLR1WR9SYRVFCH09	08/02/2024	07/31/2026	480	876,691	1827.77		28,310		26,541		38,006			(1,769)				0001	
S&P 500 Dividend Aristocrats Daily Risk Control 5% Excess Return	Fixed Annuity Hedge	N/A	Equity/Index	AEL 85LNZLR1WR9SYRVFCH09	08/02/2024	08/03/2026	407	744,188	1827.77		24,083		22,578		32,309			(1,505)				0001	
S&P 500 Dividend Aristocrats Daily Risk Control 5% Excess Return	Fixed Annuity Hedge	N/A	Equity/Index	AEL 85LNZLR1WR9SYRVFCH09	08/02/2024	08/04/2026	178	325,458	1827.77		10,540		9,881		14,137			(659)				0001	

E06.111

STATEMENT AS OF SEPTEMBER 30, 2024 OF THE EAGLE LIFE INSURANCE COMPANY

SCHEDULE DB - PART A - SECTION 1

Showing all Options, Caps, Floors, Collars, Swaps and Forwards Open as of Current Statement Date

1	2	3	4	5	6	7	8	9	10	11	12	13	14	15	16	17	18	19	20	21	22	23	
Description	Description of Item(s) Hedged, Used for Income Generation or Replicated	Schedule/ Exhibit Identifier	Type(s) of Risk(s) (a)	Exchange, Counterparty or Central Clearinghouse	Trade Date	Date of Maturity or Expiration	Number of Contracts	Notional Amount	Strike Price, Rate or Index Received (Paid)	Cumulative Prior Year(s) Initial Cost of Un-discounted Premium (Received) Paid	Current Year Initial Cost of Un-discounted Premium (Received) Paid	Current Year Income	Book/ Adjusted Carrying Value	Code	Fair Value	Unrealized Valuation Increase/ (Decrease)	Total Foreign Exchange Change in B./A.C.V.	Current Year's (Amortization)/ Accretion	Adjustment to Carrying Value of Hedged Item	Potential Exposure	Credit Quality of Reference Entity	Hedge Effectiveness at Inception and at Quarter-end (b)	
Invesco Dynamic Growth Index	Fixed Annuity Hedge	N/A	Equity/Index	AEL 85LNZLR1WR9SYRVFCH09	08/05/2024	08/05/2025	48	119,668	2504.9		2,657		2,325		3,567			(332)				0001	
Invesco Dynamic Growth Index	Fixed Annuity Hedge	N/A	Equity/Index	AEL 85LNZLR1WR9SYRVFCH09	08/05/2024	08/05/2026	102	256,548	2504.9		7,979		7,480		9,674			(499)				0001	
S&P 500 Index Option	Fixed Annuity Hedge	N/A	Equity/Index	AEL 85LNZLR1WR9SYRVFCH09	08/05/2024	08/05/2025	458	2,373,677	5186.33		94,956		83,087		137,138			(11,870)				0001	
S&P 500 Index Option	Fixed Annuity Hedge	N/A	Equity/Index	AEL 85LNZLR1WR9SYRVFCH09	08/05/2024	08/05/2026	9	47,887	5186.33		6,471		6,067		9,482			(404)				0001	
S&P 500 Dividend Aristocrats Daily Risk Control 5% Excess Return	Fixed Annuity Hedge	N/A	Equity/Index	AEL 85LNZLR1WR9SYRVFCH09	08/05/2024	08/05/2025	161	291,165	1810.37		6,872		6,013		12,076			(859)				0001	
S&P 500 Dividend Aristocrats Daily Risk Control 5% Excess Return	Fixed Annuity Hedge	N/A	Equity/Index	AEL 85LNZLR1WR9SYRVFCH09	08/05/2024	08/05/2026	237	428,587	1810.37		14,101		13,219		21,408			(881)				0001	
Franklin Global Trends Index	Fixed Annuity Hedge	N/A	Equity/Index	AEL 85LNZLR1WR9SYRVFCH09	08/06/2024	08/06/2025	29	7,141	245.41		169		147		311			(21)				0001	
Invesco Dynamic Growth Index	Fixed Annuity Hedge	N/A	Equity/Index	AEL 85LNZLR1WR9SYRVFCH09	08/06/2024	08/06/2025	102	256,003	2502.99		5,658		4,950		7,762			(707)				0001	
Invesco Dynamic Growth Index	Fixed Annuity Hedge	N/A	Equity/Index	AEL 85LNZLR1WR9SYRVFCH09	08/06/2024	08/06/2026	138	344,998	2502.99		10,729		10,059		13,164			(671)				0001	
Blackrock Adaptive US Equity Index 7%	Fixed Annuity Hedge	N/A	Equity/Index	AEL 85LNZLR1WR9SYRVFCH09	08/06/2024	08/06/2025	131	145,807	1116.22		4,199		3,674		6,287			(525)				0001	
Blackrock Adaptive US Equity Index 7%	Fixed Annuity Hedge	N/A	Equity/Index	AEL 85LNZLR1WR9SYRVFCH09	08/06/2024	08/06/2026	137	153,021	1116.22		5,998		5,624		8,115			(375)				0001	
S&P 500 Index Option	Fixed Annuity Hedge	N/A	Equity/Index	AEL 85LNZLR1WR9SYRVFCH09	08/06/2024	08/06/2025	888	4,655,750	5240.03		216,943		189,825		323,482			(27,118)				0001	
S&P 500 Dividend Aristocrats Daily Risk Control 5% Total Return	Fixed Annuity Hedge	N/A	Equity/Index	AEL 85LNZLR1WR9SYRVFCH09	08/06/2024	08/06/2025	157	541,217	3443.83		18,020		15,767		28,249			(2,252)				0001	
S&P 500 Dividend Aristocrats Daily Risk Control 5% Excess Return	Fixed Annuity Hedge	N/A	Equity/Index	AEL 85LNZLR1WR9SYRVFCH09	08/06/2024	08/06/2025	609	1,105,449	1815.55		24,884		21,773		43,446			(3,110)				0001	
S&P 500 Dividend Aristocrats Daily Risk Control 5% Excess Return	Fixed Annuity Hedge	N/A	Equity/Index	AEL 85LNZLR1WR9SYRVFCH09	08/06/2024	08/06/2026	703	1,276,583	1815.55		41,055		38,489		61,249			(2,566)				0001	
Invesco Dynamic Growth Index	Fixed Annuity Hedge	N/A	Equity/Index	AEL 85LNZLR1WR9SYRVFCH09	08/07/2024	08/07/2026	55	136,787	2493.07		4,240		3,975		5,536			(265)				0001	
S&P 500 Index Option	Fixed Annuity Hedge	N/A	Equity/Index	AEL 85LNZLR1WR9SYRVFCH09	08/07/2024	08/07/2025	351	1,824,508	5199.5		104,156		91,137		164,026			(13,020)				0001	
S&P 500 Dividend Aristocrats Daily Risk Control 5% Excess Return	Fixed Annuity Hedge	N/A	Equity/Index	AEL 85LNZLR1WR9SYRVFCH09	08/07/2024	08/07/2025	59	106,314	1810.7		2,371		2,074		4,400			(296)				0001	
S&P 500 Dividend Aristocrats Daily Risk Control 5% Excess Return	Fixed Annuity Hedge	N/A	Equity/Index	AEL 85LNZLR1WR9SYRVFCH09	08/07/2024	08/07/2026	241	436,500	1810.7		14,404		13,504		21,764			(900)				0001	
Franklin Global Trends Index	Fixed Annuity Hedge	N/A	Equity/Index	AEL 85LNZLR1WR9SYRVFCH09	08/08/2024	08/08/2025	134	33,007	245.76		779		682		1,403			(97)				0001	
Franklin Global Trends Index	Fixed Annuity Hedge	N/A	Equity/Index	AEL 85LNZLR1WR9SYRVFCH09	08/08/2024	08/07/2026	364	89,397	245.76		2,977		2,791		4,527			(186)				0001	
Invesco Dynamic Growth Index	Fixed Annuity Hedge	N/A	Equity/Index	AEL 85LNZLR1WR9SYRVFCH09	08/08/2024	08/08/2025	88	219,803	2501.69		4,858		4,250		6,748			(607)				0001	

E06.112

STATEMENT AS OF SEPTEMBER 30, 2024 OF THE EAGLE LIFE INSURANCE COMPANY

SCHEDULE DB - PART A - SECTION 1

Showing all Options, Caps, Floors, Collars, Swaps and Forwards Open as of Current Statement Date

1	2	3	4	5	6	7	8	9	10	11	12	13	14	15	16	17	18	19	20	21	22	23	
Description	Description of Item(s) Hedged, Used for Income Generation or Replicated	Schedule/ Exhibit Identifier	Type(s) of Risk(s) (a)	Exchange, Counterparty or Central Clearinghouse	Trade Date	Date of Maturity or Expiration	Number of Contracts	Notional Amount	Strike Price, Rate or Index Received (Paid)	Cumulative Prior Year(s) Initial Cost of Un-discounted Premium (Received) Paid	Current Year Initial Cost of Un-discounted Premium (Received) Paid	Current Year Income	Book/ Adjusted Carrying Value	Code	Fair Value	Unrealized Valuation Increase/ (Decrease)	Total Foreign Exchange Change in B./A.C.V.	Current Year's (Amortization)/ Accretion	Adjustment to Carrying Value of Hedged Item	Potential Exposure	Credit Quality of Reference Entity	Hedge Effectiveness at Inception and at Quarter-end (b)	
Invesco Dynamic Growth Index	Fixed Annuity Hedge	N/A	Equity/Index	AEL 85LNZLR1WR9SYRVFCH09	08/08/2024	08/07/2026	482	1,206,000	2501.69		37,386		35,049		46,395			(2,337)				0001	
S&P 500 Index Option	Fixed Annuity Hedge	N/A	Equity/Index	AEL 85LNZLR1WR9SYRVFCH09	08/08/2024	08/08/2025	640	3,405,810	5319.31		204,442		178,887		279,321			(25,555)				0001	
S&P 500 Dividend Aristocrats Daily Risk Control 5% Total Return	Fixed Annuity Hedge	N/A	Equity/Index	AEL 85LNZLR1WR9SYRVFCH09	08/08/2024	08/08/2025	66	226,950	3449.76		8,169		7,148		12,308			(1,021)				0001	
S&P 500 Dividend Aristocrats Daily Risk Control 5% Excess Return	Fixed Annuity Hedge	N/A	Equity/Index	AEL 85LNZLR1WR9SYRVFCH09	08/08/2024	08/08/2025	210	382,197	1818.13		8,791		7,692		14,633			(1,099)				0001	
S&P 500 Dividend Aristocrats Daily Risk Control 5% Excess Return	Fixed Annuity Hedge	N/A	Equity/Index	AEL 85LNZLR1WR9SYRVFCH09	08/08/2024	08/07/2026	87	158,692	1818.13		5,396		5,058		7,463			(337)				0001	
Franklin Global Trends Index	Fixed Annuity Hedge	N/A	Equity/Index	AEL 85LNZLR1WR9SYRVFCH09	08/09/2024	08/08/2025	1,405	346,270	246.39		8,137		7,120		14,042			(1,017)				0001	
Franklin Global Trends Index	Fixed Annuity Hedge	N/A	Equity/Index	AEL 85LNZLR1WR9SYRVFCH09	08/09/2024	08/11/2025	605	149,179	246.39		3,521		3,081		6,062			(440)				0001	
Invesco Dynamic Growth Index	Fixed Annuity Hedge	N/A	Equity/Index	AEL 85LNZLR1WR9SYRVFCH09	08/09/2024	08/08/2025	342	856,959	2508.78		18,939		16,571		24,782			(2,367)				0001	
Invesco Dynamic Growth Index	Fixed Annuity Hedge	N/A	Equity/Index	AEL 85LNZLR1WR9SYRVFCH09	08/09/2024	08/11/2025	43	108,075	2508.78		2,399		2,099		3,134			(300)				0001	
Invesco Dynamic Growth Index	Fixed Annuity Hedge	N/A	Equity/Index	AEL 85LNZLR1WR9SYRVFCH09	08/09/2024	08/07/2026	77	193,183	2508.78		5,989		5,614		7,123			(374)				0001	
Invesco Dynamic Growth Index	Fixed Annuity Hedge	N/A	Equity/Index	AEL 85LNZLR1WR9SYRVFCH09	08/09/2024	08/11/2026	58	144,823	2508.78		4,490		4,209		5,350			(281)				0001	
S&P 500 Index Option	Fixed Annuity Hedge	N/A	Equity/Index	AEL 85LNZLR1WR9SYRVFCH09	08/09/2024	08/08/2025	1,871	9,999,943	5344.16		420,805		368,204		545,904			(52,601)				0001	
S&P 500 Index Option	Fixed Annuity Hedge	N/A	Equity/Index	AEL 85LNZLR1WR9SYRVFCH09	08/09/2024	08/11/2025	795	4,250,981	5344.16		169,263		148,105		214,270			(21,158)				0001	
S&P 500 Index Option	Fixed Annuity Hedge	N/A	Equity/Index	AEL 85LNZLR1WR9SYRVFCH09	08/09/2024	08/07/2026	70	371,927	5344.16		34,810		32,634		42,673			(2,176)				0001	
S&P 500 Index Option	Fixed Annuity Hedge	N/A	Equity/Index	AEL 85LNZLR1WR9SYRVFCH09	08/09/2024	08/10/2026	7	37,126	5344.16		1,945		1,824		2,241			(122)				0001	
S&P 500 Dividend Aristocrats Daily Risk Control 5% Total Return	Fixed Annuity Hedge	N/A	Equity/Index	AEL 85LNZLR1WR9SYRVFCH09	08/09/2024	08/08/2025	54	186,435	3451.31		6,127		5,361		9,408			(766)				0001	
S&P 500 Dividend Aristocrats Daily Risk Control 5% Excess Return	Fixed Annuity Hedge	N/A	Equity/Index	AEL 85LNZLR1WR9SYRVFCH09	08/09/2024	08/08/2025	1,075	1,955,628	1818.66		44,393		38,844		74,450			(5,549)				0001	
S&P 500 Dividend Aristocrats Daily Risk Control 5% Excess Return	Fixed Annuity Hedge	N/A	Equity/Index	AEL 85LNZLR1WR9SYRVFCH09	08/09/2024	08/11/2025	473	860,998	1818.66		19,545		17,102		32,852			(2,443)				0001	
S&P 500 Dividend Aristocrats Daily Risk Control 5% Excess Return	Fixed Annuity Hedge	N/A	Equity/Index	AEL 85LNZLR1WR9SYRVFCH09	08/09/2024	08/07/2026	133	242,558	1818.66		7,713		7,231		11,359			(482)				0001	
S&P 500 Dividend Aristocrats Daily Risk Control 5% Excess Return	Fixed Annuity Hedge	N/A	Equity/Index	AEL 85LNZLR1WR9SYRVFCH09	08/09/2024	08/11/2026	59	106,464	1818.66		3,386		3,174		4,994			(212)				0001	
Franklin Global Trends Index	Fixed Annuity Hedge	N/A	Equity/Index	AEL 85LNZLR1WR9SYRVFCH09	08/12/2024	08/12/2026	1,093	269,749	246.8		8,983		8,421		12,907			(561)				0001	

E06.113

STATEMENT AS OF SEPTEMBER 30, 2024 OF THE EAGLE LIFE INSURANCE COMPANY

SCHEDULE DB - PART A - SECTION 1

Showing all Options, Caps, Floors, Collars, Swaps and Forwards Open as of Current Statement Date

1	2	3	4	5	6	7	8	9	10	11	12	13	14	15	16	17	18	19	20	21	22	23		
Description	Description of Item(s) Hedged, Used for Income Generation or Replicated	Schedule/ Exhibit Identifier	Type(s) of Risk(s) (a)	Exchange, Counterparty or Central Clearinghouse	Trade Date	Date of Maturity or Expiration	Number of Contracts	Notional Amount	Strike Price, Rate or Index Received (Paid)	Cumulative Prior Year(s) Initial Cost of Un-discounted Premium (Received) Paid	Current Year Initial Cost of Un-discounted Premium (Received) Paid	Current Year Income	Book/ Adjusted Carrying Value	Code	Fair Value	Unrealized Valuation Increase/ (Decrease)	Total Foreign Exchange Change in B./A.C.V.	Current Year's (Amortization)/ Accretion	Adjustment to Carrying Value of Hedged Item	Potential Exposure	Credit Quality of Reference Entity	Hedge Effectiveness at Inception and at Quarter-end (b)		
Invesco Dynamic Growth Index	Fixed Annuity Hedge	N/A	Equity/Index	AEL 85LNZLR1WR9SYRVFCH09	08/12/2024	08/12/2025	78	195,811	2512.18		4,327		3,787		5,520			(541)				0001		
S&P 500 Index Option	Fixed Annuity Hedge	N/A	Equity/Index	AEL 85LNZLR1WR9SYRVFCH09	08/12/2024	08/12/2025	407	2,176,475	5344.39		78,434		68,630		103,681			(9,804)					0001	
S&P 500 Dividend Aristocrats Daily Risk Control 5% Total Return	Fixed Annuity Hedge	N/A	Equity/Index	AEL 85LNZLR1WR9SYRVFCH09	08/12/2024	08/12/2025	83	285,665	3441.16		8,570		7,499		14,199			(1,071)					0001	
S&P 500 Dividend Aristocrats Daily Risk Control 5% Excess Return	Fixed Annuity Hedge	N/A	Equity/Index	AEL 85LNZLR1WR9SYRVFCH09	08/12/2024	08/12/2025	545	987,703	1812.49		22,421		19,618		40,257			(2,803)					0001	
S&P 500 Dividend Aristocrats Daily Risk Control 5% Excess Return	Fixed Annuity Hedge	N/A	Equity/Index	AEL 85LNZLR1WR9SYRVFCH09	08/12/2024	08/12/2026	46	82,820	1812.49		2,799		2,624		4,081			(175)					0001	
Invesco Dynamic Growth Index	Fixed Annuity Hedge	N/A	Equity/Index	AEL 85LNZLR1WR9SYRVFCH09	08/13/2024	08/13/2025	15	38,504	2524.23		851		745		978			(106)					0001	
Blackrock Adaptive US Equity Index 7%	Fixed Annuity Hedge	N/A	Equity/Index	AEL 85LNZLR1WR9SYRVFCH09	08/13/2024	08/13/2025	65	73,499	1126.74		2,120		1,855		2,751			(265)					0001	
Blackrock Adaptive US Equity Index 7%	Fixed Annuity Hedge	N/A	Equity/Index	AEL 85LNZLR1WR9SYRVFCH09	08/13/2024	08/13/2026	288	323,980	1126.74		12,726		11,931		15,481			(795)					0001	
S&P 500 Index Option	Fixed Annuity Hedge	N/A	Equity/Index	AEL 85LNZLR1WR9SYRVFCH09	08/13/2024	08/13/2025	349	1,896,283	5434.43		99,137		86,745		130,560			(12,392)					0001	
S&P 500 Index Option	Fixed Annuity Hedge	N/A	Equity/Index	AEL 85LNZLR1WR9SYRVFCH09	08/13/2024	08/13/2026	118	640,403	5434.43		33,557		31,460		37,466			(2,097)					0001	
S&P 500 Dividend Aristocrats Daily Risk Control 5% Excess Return	Fixed Annuity Hedge	N/A	Equity/Index	AEL 85LNZLR1WR9SYRVFCH09	08/13/2024	08/13/2025	753	1,369,510	1817.76		31,225		27,322		52,838			(3,903)					0001	
S&P 500 Dividend Aristocrats Daily Risk Control 5% Excess Return	Fixed Annuity Hedge	N/A	Equity/Index	AEL 85LNZLR1WR9SYRVFCH09	08/13/2024	08/13/2026	323	587,985	1817.76		18,698		17,529		27,805			(1,169)					0001	
Invesco Dynamic Growth Index	Fixed Annuity Hedge	N/A	Equity/Index	AEL 85LNZLR1WR9SYRVFCH09	08/14/2024	08/14/2025	154	389,942	2528		8,618		7,540		9,588			(1,077)					0001	
S&P 500 Index Option	Fixed Annuity Hedge	N/A	Equity/Index	AEL 85LNZLR1WR9SYRVFCH09	08/14/2024	08/14/2025	768	4,192,301	5455.21		197,973		173,226		249,412			(24,747)					0001	
S&P 500 Dividend Aristocrats Daily Risk Control 5% Excess Return	Fixed Annuity Hedge	N/A	Equity/Index	AEL 85LNZLR1WR9SYRVFCH09	08/14/2024	08/14/2025	721	1,311,738	1819.55		29,972		26,225		49,685			(3,746)					0001	
S&P 500 Dividend Aristocrats Daily Risk Control 5% Excess Return	Fixed Annuity Hedge	N/A	Equity/Index	AEL 85LNZLR1WR9SYRVFCH09	08/14/2024	08/14/2026	490	891,100	1819.55		28,927		27,119		41,561			(1,808)					0001	
Franklin Global Trends Index	Fixed Annuity Hedge	N/A	Equity/Index	AEL 85LNZLR1WR9SYRVFCH09	08/15/2024	08/15/2025	589	146,181	247.98		3,450		3,019		5,268			(431)					0001	
Invesco Dynamic Growth Index	Fixed Annuity Hedge	N/A	Equity/Index	AEL 85LNZLR1WR9SYRVFCH09	08/15/2024	08/15/2025	114	286,917	2525.88		6,341		5,548		7,197			(793)					0001	
Blackrock Adaptive US Equity Index 7%	Fixed Annuity Hedge	N/A	Equity/Index	AEL 85LNZLR1WR9SYRVFCH09	08/15/2024	08/15/2025	65	73,500	1133.8		2,118		1,853		2,488			(265)					0001	
Blackrock Adaptive US Equity Index 7%	Fixed Annuity Hedge	N/A	Equity/Index	AEL 85LNZLR1WR9SYRVFCH09	08/15/2024	08/14/2026	152	172,798	1133.8		6,769		6,345		7,674			(423)					0001	
S&P 500 Index Option	Fixed Annuity Hedge	N/A	Equity/Index	AEL 85LNZLR1WR9SYRVFCH09	08/15/2024	08/15/2025	749	4,150,930	5543.22		208,855		182,748		240,470			(26,107)					0001	

E06.114

STATEMENT AS OF SEPTEMBER 30, 2024 OF THE EAGLE LIFE INSURANCE COMPANY

SCHEDULE DB - PART A - SECTION 1

Showing all Options, Caps, Floors, Collars, Swaps and Forwards Open as of Current Statement Date

1	2	3	4	5	6	7	8	9	10	11	12	13	14	15	16	17	18	19	20	21	22	23	
Description	Description of Item(s) Hedged, Used for Income Generation or Replicated	Schedule/ Exhibit Identifier	Type(s) of Risk(s) (a)	Exchange, Counterparty or Central Clearinghouse	Trade Date	Date of Maturity or Expiration	Number of Contracts	Notional Amount	Strike Price, Rate or Index Received (Paid)	Cumulative Prior Year(s) Initial Cost of Un-discounted Premium (Received) Paid	Current Year Initial Cost of Un-discounted Premium (Received) Paid	Current Year Income	Book/ Adjusted Carrying Value	Code	Fair Value	Unrealized Valuation Increase/ (Decrease)	Total Foreign Exchange Change in B./A.C.V.	Current Year's (Amortization)/ Accretion	Adjustment to Carrying Value of Hedged Item	Potential Exposure	Credit Quality of Reference Entity	Hedge Effectiveness at Inception and at Quarter-end (b)	
S&P 500 Index Option PTPT	Fixed Annuity Hedge	N/A	Equity/Index	AEL 85LNZLR1WR9SYRVFCH09	08/15/2024	08/14/2026	3	15,887	5543.22		842		789		891				(53)			0001	
S&P 500 Dividend Aristocrats Daily Risk Control 5% Excess Return	Fixed Annuity Hedge	N/A	Equity/Index	AEL 85LNZLR1WR9SYRVFCH09	08/15/2024	08/15/2025	213	388,023	1825.56		8,808		7,707		13,776				(1,101)			0001	
S&P 500 Dividend Aristocrats Daily Risk Control 5% Excess Return	Fixed Annuity Hedge	N/A	Equity/Index	AEL 85LNZLR1WR9SYRVFCH09	08/15/2024	08/14/2026	61	111,899	1825.56		3,547		3,325		4,973				(222)			0001	
Franklin Global Trends Index	Fixed Annuity Hedge	N/A	Equity/Index	AEL 85LNZLR1WR9SYRVFCH09	08/16/2024	08/15/2025	327	81,337	248.72		1,911		1,672		2,762				(239)			0001	
Invesco Dynamic Growth Index	Fixed Annuity Hedge	N/A	Equity/Index	AEL 85LNZLR1WR9SYRVFCH09	08/16/2024	08/15/2025	104	262,286	2527.49		5,797		5,072		6,486				(725)			0001	
Invesco Dynamic Growth Index	Fixed Annuity Hedge	N/A	Equity/Index	AEL 85LNZLR1WR9SYRVFCH09	08/16/2024	08/18/2025	179	452,113	2527.49		9,992		8,743		11,215				(1,249)			0001	
Invesco Dynamic Growth Index	Fixed Annuity Hedge	N/A	Equity/Index	AEL 85LNZLR1WR9SYRVFCH09	08/16/2024	08/14/2026	144	363,444	2527.49		11,230		10,529		11,997				(702)			0001	
Invesco Dynamic Growth Index	Fixed Annuity Hedge	N/A	Equity/Index	AEL 85LNZLR1WR9SYRVFCH09	08/16/2024	08/17/2026	84	212,011	2527.49		6,572		6,162		7,010				(411)			0001	
Blackrock Adaptive US Equity Index 7%	Fixed Annuity Hedge	N/A	Equity/Index	AEL 85LNZLR1WR9SYRVFCH09	08/16/2024	08/15/2025	56	63,900	1134.64		1,838		1,609		2,136				(230)			0001	
Blackrock Adaptive US Equity Index 7%	Fixed Annuity Hedge	N/A	Equity/Index	AEL 85LNZLR1WR9SYRVFCH09	08/16/2024	08/17/2026	83	93,922	1134.64		3,681		3,451		4,141				(230)			0001	
S&P 500 Index Option PTPT	Fixed Annuity Hedge	N/A	Equity/Index	AEL 85LNZLR1WR9SYRVFCH09	08/16/2024	08/15/2025	1,342	7,455,699	5554.25		324,030		283,526		370,657				(40,504)			0001	
S&P 500 Index Option PTPT	Fixed Annuity Hedge	N/A	Equity/Index	AEL 85LNZLR1WR9SYRVFCH09	08/16/2024	08/18/2025	603	3,347,219	5554.25		108,201		94,676		120,895				(13,525)			0001	
S&P 500 Index Option PTPT	Fixed Annuity Hedge	N/A	Equity/Index	AEL 85LNZLR1WR9SYRVFCH09	08/16/2024	08/14/2026	79	437,846	5554.25		23,280		21,825		24,450				(1,455)			0001	
S&P 500 Dividend Aristocrats Daily Risk Control 5% Total Return	Fixed Annuity Hedge	N/A	Equity/Index	AEL 85LNZLR1WR9SYRVFCH09	08/16/2024	08/15/2025	146	507,965	3473.44		17,495		15,308		24,172				(2,187)			0001	
S&P 500 Dividend Aristocrats Daily Risk Control 5% Excess Return	Fixed Annuity Hedge	N/A	Equity/Index	AEL 85LNZLR1WR9SYRVFCH09	08/16/2024	08/15/2025	704	1,287,446	1828.38		28,826		25,223		44,296				(3,603)			0001	
S&P 500 Dividend Aristocrats Daily Risk Control 5% Excess Return	Fixed Annuity Hedge	N/A	Equity/Index	AEL 85LNZLR1WR9SYRVFCH09	08/16/2024	08/18/2025	619	1,131,581	1828.38		25,393		22,219		39,034				(3,174)			0001	
S&P 500 Dividend Aristocrats Daily Risk Control 5% Excess Return	Fixed Annuity Hedge	N/A	Equity/Index	AEL 85LNZLR1WR9SYRVFCH09	08/16/2024	08/14/2026	422	771,195	1828.38		24,671		23,129		33,493				(1,542)			0001	
S&P 500 Dividend Aristocrats Daily Risk Control 5% Excess Return	Fixed Annuity Hedge	N/A	Equity/Index	AEL 85LNZLR1WR9SYRVFCH09	08/16/2024	08/17/2026	239	436,194	1828.38		14,015		13,139		18,972				(876)			0001	
S&P 500 Dividend Aristocrats Daily Risk Control 5% Excess Return	Fixed Annuity Hedge	N/A	Equity/Index	AEL 85LNZLR1WR9SYRVFCH09	08/16/2024	08/18/2026	37	67,480	1828.38		2,168		2,033		2,936				(136)			0001	
Invesco Dynamic Growth Index	Fixed Annuity Hedge	N/A	Equity/Index	AEL 85LNZLR1WR9SYRVFCH09	08/19/2024	08/19/2025	200	506,354	2532.65		11,190		9,792		12,006				(1,399)			0001	
Invesco Dynamic Growth Index	Fixed Annuity Hedge	N/A	Equity/Index	AEL 85LNZLR1WR9SYRVFCH09	08/19/2024	08/19/2026	309	783,150	2532.65		24,278		22,760		25,104				(1,517)			0001	

E06.115

STATEMENT AS OF SEPTEMBER 30, 2024 OF THE EAGLE LIFE INSURANCE COMPANY

SCHEDULE DB - PART A - SECTION 1

Showing all Options, Caps, Floors, Collars, Swaps and Forwards Open as of Current Statement Date

1	2	3	4	5	6	7	8	9	10	11	12	13	14	15	16	17	18	19	20	21	22	23		
Description	Description of Item(s) Hedged, Used for Income Generation or Replicated	Schedule/ Exhibit Identifier	Type(s) of Risk(s) (a)	Exchange, Counterparty or Central Clearinghouse	Trade Date	Date of Maturity or Expiration	Number of Contracts	Notional Amount	Strike Price, Rate or Index Received (Paid)	Cumulative Prior Year(s) Initial Cost of Un-discounted Premium (Received) Paid	Current Year Initial Cost of Un-discounted Premium (Received) Paid	Current Year Income	Book/ Adjusted Carrying Value	Code	Fair Value	Unrealized Valuation Increase/ (Decrease)	Total Foreign Exchange Change in B./A.C.V.	Current Year's (Amortization)/ Accretion	Adjustment to Carrying Value of Hedged Item	Potential Exposure	Credit Quality of Reference Entity	Hedge Effectiveness at Inception and at Quarter-end (b)		
Blackrock Adaptive US Equity Index 7% S&P 500 Index Option	Fixed Annuity Hedge .	N/A	Equity/Index	AEL 85LNZLR1WR9SYRVFCH09	.08/19/2024	.08/19/2025	90	102,164	1137.98		2,942		2,575		3,264			(368)				0001		
PPTP S&P 500 Index Option	Fixed Annuity Hedge .	N/A	Equity/Index	AEL 85LNZLR1WR9SYRVFCH09	.08/19/2024	.08/19/2025	280	1,570,282	5608.25		58,314		51,025		64,096			(7,289)					0001	
PPTP S&P 500 Dividend Aristocrats Daily Risk Control 5% Excess Return	Fixed Annuity Hedge .	N/A	Equity/Index	AEL 85LNZLR1WR9SYRVFCH09	.08/19/2024	.08/19/2026	11	62,072	5608.25		7,802		7,315		8,231			(488)					0001	
S&P 500 Dividend Aristocrats Daily Risk Control 5% Excess Return	Fixed Annuity Hedge .	N/A	Equity/Index	AEL 85LNZLR1WR9SYRVFCH09	.08/19/2024	.08/19/2025	650	1,190,813	1832.15		26,198		22,923		39,406			(3,275)					0001	
S&P 500 Dividend Aristocrats Daily Risk Control 5% Excess Return	Fixed Annuity Hedge .	N/A	Equity/Index	AEL 85LNZLR1WR9SYRVFCH09	.08/19/2024	.08/19/2026	63	114,979	1832.15		3,679		3,449		4,853			(230)					0001	
S&P 500 Index Option PPTP S&P 500 Index Option	Fixed Annuity Hedge .	N/A	Equity/Index	AEL 85LNZLR1WR9SYRVFCH09	.08/20/2024	.08/20/2025	642	3,594,791	5597.12		137,334		120,167		151,084			(17,167)					0001	
PPTP S&P 500 Index Option	Fixed Annuity Hedge .	N/A	Equity/Index	AEL 85LNZLR1WR9SYRVFCH09	.08/20/2024	.08/20/2026	35	198,001	5597.12		10,555		9,896		10,849			(660)					0001	
S&P Digital	Fixed Annuity Hedge .	N/A	Equity/Index	AEL 85LNZLR1WR9SYRVFCH09	.08/20/2024	.08/20/2025	10	53,665	5597.12		558		488		573			(70)					0001	
S&P 500 Dividend Aristocrats Daily Risk Control 5% Total Return	Fixed Annuity Hedge .	N/A	Equity/Index	AEL 85LNZLR1WR9SYRVFCH09	.08/20/2024	.08/20/2025	16	56,619	3480.62		1,984		1,736		2,706			(248)					0001	
S&P 500 Dividend Aristocrats Daily Risk Control 5% Excess Return	Fixed Annuity Hedge .	N/A	Equity/Index	AEL 85LNZLR1WR9SYRVFCH09	.08/20/2024	.08/20/2025	266	487,797	1831.05		11,317		9,902		16,359			(1,415)					0001	
S&P 500 Dividend Aristocrats Daily Risk Control 5% Excess Return	Fixed Annuity Hedge .	N/A	Equity/Index	AEL 85LNZLR1WR9SYRVFCH09	.08/20/2024	.08/20/2026	124	226,734	1831.05		7,369		6,908		9,662			(461)					0001	
Franklin Global Trends Index	Fixed Annuity Hedge .	N/A	Equity/Index	AEL 85LNZLR1WR9SYRVFCH09	.08/20/2024	.08/20/2025	397	98,998	249.53		2,336		2,044		3,160			(292)					0001	
Invesco Dynamic Growth Index	Fixed Annuity Hedge .	N/A	Equity/Index	AEL 85LNZLR1WR9SYRVFCH09	.08/20/2024	.08/20/2025	31	77,795	2537.24		1,719		1,504		1,771			(215)					0001	
Invesco Dynamic Growth Index	Fixed Annuity Hedge .	N/A	Equity/Index	AEL 85LNZLR1WR9SYRVFCH09	.08/20/2024	.08/20/2026	151	382,262	2537.24		11,850		11,110		11,913			(741)					0001	
Blackrock Adaptive US Equity Index 7% Blackrock Adaptive US Equity Index 7%	Fixed Annuity Hedge .	N/A	Equity/Index	AEL 85LNZLR1WR9SYRVFCH09	.08/20/2024	.08/20/2025	183	207,760	1137.46		5,983		5,236		6,697			(748)					0001	
Blackrock Adaptive US Equity Index 7% Franklin Global Trends Index	Fixed Annuity Hedge .	N/A	Equity/Index	AEL 85LNZLR1WR9SYRVFCH09	.08/20/2024	.08/20/2026	210	238,799	1137.46		9,361		8,776		10,235			(585)					0001	
Franklin Global Trends Index	Fixed Annuity Hedge .	N/A	Equity/Index	AEL 85LNZLR1WR9SYRVFCH09	.08/21/2024	.08/21/2025	701	175,270	250.02		4,136		3,619		5,376			(517)					0001	
Franklin Global Trends Index	Fixed Annuity Hedge .	N/A	Equity/Index	AEL 85LNZLR1WR9SYRVFCH09	.08/21/2024	.08/21/2026	334	83,507	250.02		2,789		2,615		3,321			(174)					0001	
Invesco Dynamic Growth Index	Fixed Annuity Hedge .	N/A	Equity/Index	AEL 85LNZLR1WR9SYRVFCH09	.08/21/2024	.08/21/2025	112	285,292	2544.2		6,305		5,517		6,099			(788)					0001	
Invesco Dynamic Growth Index	Fixed Annuity Hedge .	N/A	Equity/Index	AEL 85LNZLR1WR9SYRVFCH09	.08/21/2024	.08/21/2026	4	11,057	2544.2		344		322		330			(21)					0001	
Blackrock Adaptive US Equity Index 7% Blackrock Adaptive US Equity Index 7%	Fixed Annuity Hedge .	N/A	Equity/Index	AEL 85LNZLR1WR9SYRVFCH09	.08/21/2024	.08/21/2025	68	78,017	1139.11		2,247		1,966		2,456			(281)					0001	
Blackrock Adaptive US Equity Index 7% S&P 500 Index Option	Fixed Annuity Hedge .	N/A	Equity/Index	AEL 85LNZLR1WR9SYRVFCH09	.08/21/2024	.08/21/2026	109	123,669	1139.11		4,848		4,545		5,211			(303)					0001	
PPTP	Fixed Annuity Hedge .	N/A	Equity/Index	AEL 85LNZLR1WR9SYRVFCH09	.08/21/2024	.08/21/2025	839	4,718,207	5620.85		221,823		194,095		239,873			(27,728)					0001	

E06.116

STATEMENT AS OF SEPTEMBER 30, 2024 OF THE EAGLE LIFE INSURANCE COMPANY

SCHEDULE DB - PART A - SECTION 1

Showing all Options, Caps, Floors, Collars, Swaps and Forwards Open as of Current Statement Date

1	2	3	4	5	6	7	8	9	10	11	12	13	14	15	16	17	18	19	20	21	22	23	
Description	Description of Item(s) Hedged, Used for Income Generation or Replicated	Schedule/ Exhibit Identifier	Type(s) of Risk(s) (a)	Exchange, Counterparty or Central Clearinghouse	Trade Date	Date of Maturity or Expiration	Number of Contracts	Notional Amount	Strike Price, Rate or Index Received (Paid)	Cumulative Prior Year(s) Initial Cost of Un-discounted Premium (Received) Paid	Current Year Initial Cost of Un-discounted Premium (Received) Paid	Current Year Income	Book/ Adjusted Carrying Value	Code	Fair Value	Unrealized Valuation Increase/ (Decrease)	Total Foreign Exchange Change in B./A.C.V.	Current Year's (Amortization)/ Accretion	Adjustment to Carrying Value of Hedged Item	Potential Exposure	Credit Quality of Reference Entity	Hedge Effectiveness at Inception and at Quarter-end (b)	
S&P 500 Dividend Aristocrats Daily Risk Control 5% Total Return	Fixed Annuity Hedge	N/A	Equity/Index	AEL 85LNZLR1WR9SYRVFCH09	08/21/2024	08/21/2025	1	2,581	3493.49		91		80		118			(11)				0001	
S&P 500 Dividend Aristocrats Daily Risk Control 5% Excess Return	Fixed Annuity Hedge	N/A	Equity/Index	AEL 85LNZLR1WR9SYRVFCH09	08/21/2024	08/21/2025	548	1,006,244	1837.55		22,339		19,546		31,357			(2,792)				0001	
Franklin Global Trends Index	Fixed Annuity Hedge	N/A	Equity/Index	AEL 85LNZLR1WR9SYRVFCH09	08/22/2024	08/21/2026	49	12,312	248.91		410		384		523			(26)				0001	
Invesco Dynamic Growth Index	Fixed Annuity Hedge	N/A	Equity/Index	AEL 85LNZLR1WR9SYRVFCH09	08/22/2024	08/22/2025	168	424,388	2532.25		9,379		8,207		10,132			(1,172)				0001	
Invesco Dynamic Growth Index	Fixed Annuity Hedge	N/A	Equity/Index	AEL 85LNZLR1WR9SYRVFCH09	08/22/2024	08/21/2026	123	312,138	2532.25		9,676		9,071		10,042			(605)				0001	
Blackrock Adaptive US Equity Index 7%	Fixed Annuity Hedge	N/A	Equity/Index	AEL 85LNZLR1WR9SYRVFCH09	08/22/2024	08/22/2025	3	3,509	1134.98		101		88		118			(13)				0001	
S&P 500 Index Option PTP	Fixed Annuity Hedge	N/A	Equity/Index	AEL 85LNZLR1WR9SYRVFCH09	08/22/2024	08/22/2025	430	2,393,027	5570.64		126,323		110,533		142,318			(15,790)				0001	
S&P 500 Index Option PTP	Fixed Annuity Hedge	N/A	Equity/Index	AEL 85LNZLR1WR9SYRVFCH09	08/22/2024	08/21/2026	28	158,400	5570.64		8,516		7,983		8,778			(532)				0001	
S&P 500 Dividend Aristocrats Daily Risk Control 5% Total Return	Fixed Annuity Hedge	N/A	Equity/Index	AEL 85LNZLR1WR9SYRVFCH09	08/22/2024	08/22/2025	11	38,870	3493.99		1,221		1,068		1,586			(153)				0001	
S&P 500 Dividend Aristocrats Daily Risk Control 5% Excess Return	Fixed Annuity Hedge	N/A	Equity/Index	AEL 85LNZLR1WR9SYRVFCH09	08/22/2024	08/22/2025	231	425,117	1837.53		9,642		8,436		13,264			(1,205)				0001	
S&P 500 Dividend Aristocrats Daily Risk Control 5% Excess Return	Fixed Annuity Hedge	N/A	Equity/Index	AEL 85LNZLR1WR9SYRVFCH09	08/22/2024	08/21/2026	86	157,695	1837.53		5,071		4,755		6,372			(317)				0001	
Franklin Global Trends Index	Fixed Annuity Hedge	N/A	Equity/Index	AEL 85LNZLR1WR9SYRVFCH09	08/23/2024	08/22/2025	714	178,824	250.35		4,220		3,693		5,340			(528)				0001	
Franklin Global Trends Index	Fixed Annuity Hedge	N/A	Equity/Index	AEL 85LNZLR1WR9SYRVFCH09	08/23/2024	08/21/2026	58	14,473	250.35		482		452		564			(30)				0001	
Invesco Dynamic Growth Index	Fixed Annuity Hedge	N/A	Equity/Index	AEL 85LNZLR1WR9SYRVFCH09	08/23/2024	08/22/2025	64	163,842	2541.61		3,621		3,168		3,592			(453)				0001	
Blackrock Adaptive US Equity Index 7%	Fixed Annuity Hedge	N/A	Equity/Index	AEL 85LNZLR1WR9SYRVFCH09	08/23/2024	08/22/2025	1	891	1140.24		26		22		28			(3)				0001	
Invesco Dynamic Growth Index	Fixed Annuity Hedge	N/A	Equity/Index	AEL 85LNZLR1WR9SYRVFCH09	08/23/2024	08/25/2025	79	201,953	2541.61		4,483		3,923		4,444			(560)				0001	
Invesco Dynamic Growth Index	Fixed Annuity Hedge	N/A	Equity/Index	AEL 85LNZLR1WR9SYRVFCH09	08/23/2024	08/24/2026	340	863,167	2541.61		26,845		25,167		26,233			(1,678)				0001	
S&P 500 Index Option PTP	Fixed Annuity Hedge	N/A	Equity/Index	AEL 85LNZLR1WR9SYRVFCH09	08/23/2024	08/22/2025	1,831	10,318,271	5634.61		447,613		391,661		476,314			(55,952)				0001	
S&P 500 Index Option PTP	Fixed Annuity Hedge	N/A	Equity/Index	AEL 85LNZLR1WR9SYRVFCH09	08/23/2024	08/25/2025	925	5,209,241	5634.61		179,553		157,109		189,001			(22,444)				0001	
S&P 500 Index Option PTP	Fixed Annuity Hedge	N/A	Equity/Index	AEL 85LNZLR1WR9SYRVFCH09	08/23/2024	08/21/2026	11	64,609	5634.61		8,117		7,610		8,344			(507)				0001	
S&P 500 Dividend Aristocrats Daily Risk Control 5% Total Return	Fixed Annuity Hedge	N/A	Equity/Index	AEL 85LNZLR1WR9SYRVFCH09	08/23/2024	08/22/2025	40	138,564	3505.56		4,489		3,928		5,554			(561)				0001	

E06.117

STATEMENT AS OF SEPTEMBER 30, 2024 OF THE EAGLE LIFE INSURANCE COMPANY

SCHEDULE DB - PART A - SECTION 1

Showing all Options, Caps, Floors, Collars, Swaps and Forwards Open as of Current Statement Date

1	2	3	4	5	6	7	8	9	10	11	12	13	14	15	16	17	18	19	20	21	22	23	
Description	Description of Item(s) Hedged, Used for Income Generation or Replicated	Schedule/ Exhibit Identifier	Type(s) of Risk(s) (a)	Exchange, Counterparty or Central Clearinghouse	Trade Date	Date of Maturity or Expiration	Number of Contracts	Notional Amount	Strike Price, Rate or Index Received (Paid)	Cumulative Prior Year(s) Initial Cost of Un-discounted Premium (Received) Paid	Current Year Initial Cost of Un-discounted Premium (Received) Paid	Current Year Income	Book/ Adjusted Carrying Value	Code	Fair Value	Unrealized Valuation Increase/ (Decrease)	Total Foreign Exchange Change in B./A.C.V.	Current Year's (Amortization)/ Accretion	Adjustment to Carrying Value of Hedged Item	Potential Exposure	Credit Quality of Reference Entity	Hedge Effectiveness at Inception and at Quarter-end (b)	
S&P 500 Dividend Aristocrats Daily Risk Control 5% Excess Return	Fixed Annuity Hedge	N/A	Equity/Index	AEL 85LNZLR1WR9SYRVFCH09	08/23/2024	08/22/2025	616	1,135,332	1843.34		25,318		22,153		33,087			(3,165)				0001	
S&P 500 Dividend Aristocrats Daily Risk Control 5% Excess Return	Fixed Annuity Hedge	N/A	Equity/Index	AEL 85LNZLR1WR9SYRVFCH09	08/23/2024	08/25/2025	569	1,049,445	1843.34		23,613		20,661		30,682			(2,952)				0001	
S&P 500 Dividend Aristocrats Daily Risk Control 5% Excess Return	Fixed Annuity Hedge	N/A	Equity/Index	AEL 85LNZLR1WR9SYRVFCH09	08/23/2024	08/21/2026	48	88,308	1843.34		2,861		2,682		3,397			(179)				0001	
S&P 500 Dividend Aristocrats Daily Risk Control 5% Excess Return	Fixed Annuity Hedge	N/A	Equity/Index	AEL 85LNZLR1WR9SYRVFCH09	08/23/2024	08/24/2026	204	375,671	1843.34		12,209		11,446		14,477			(763)				0001	
S&P 500 Dividend Aristocrats Daily Risk Control 5% Excess Return	Fixed Annuity Hedge	N/A	Equity/Index	AEL 85LNZLR1WR9SYRVFCH09	08/23/2024	08/25/2026	132	244,182	1843.34		7,985		7,486		9,415			(499)				0001	
Invesco Dynamic Growth Index	Fixed Annuity Hedge	N/A	Equity/Index	AEL 85LNZLR1WR9SYRVFCH09	08/26/2024	08/26/2025	48	121,712	2538		2,690		2,354		2,771			(336)				0001	
Invesco Dynamic Growth Index	Fixed Annuity Hedge	N/A	Equity/Index	AEL 85LNZLR1WR9SYRVFCH09	08/26/2024	08/26/2026	64	162,399	2538		5,051		4,735		5,055			(316)				0001	
Blackrock Adaptive US Equity Index 7%	Fixed Annuity Hedge	N/A	Equity/Index	AEL 85LNZLR1WR9SYRVFCH09	08/26/2024	08/26/2025	100	113,910	1138.53		3,286		2,876		3,639			(411)				0001	
S&P 500 Index Option PTP	Fixed Annuity Hedge	N/A	Equity/Index	AEL 85LNZLR1WR9SYRVFCH09	08/26/2024	08/26/2025	558	3,132,003	5616.84		121,882		106,646		132,146			(15,235)				0001	
S&P 500 Dividend Aristocrats Daily Risk Control 5% Total Return	Fixed Annuity Hedge	N/A	Equity/Index	AEL 85LNZLR1WR9SYRVFCH09	08/26/2024	08/26/2025	21	72,744	3510.8		2,386		2,088		2,865			(298)				0001	
S&P 500 Dividend Aristocrats Daily Risk Control 5% Excess Return	Fixed Annuity Hedge	N/A	Equity/Index	AEL 85LNZLR1WR9SYRVFCH09	08/26/2024	08/26/2025	485	895,832	1845.25		20,156		17,637		25,630			(2,520)				0001	
S&P 500 Dividend Aristocrats Daily Risk Control 5% Excess Return	Fixed Annuity Hedge	N/A	Equity/Index	AEL 85LNZLR1WR9SYRVFCH09	08/26/2024	08/26/2026	295	544,849	1845.25		17,054		15,988		20,681			(1,066)				0001	
Franklin Global Trends Index	Fixed Annuity Hedge	N/A	Equity/Index	AEL 85LNZLR1WR9SYRVFCH09	08/27/2024	08/27/2026	140	34,877	249.99		1,165		1,092		1,394			(73)				0001	
Invesco Dynamic Growth Index	Fixed Annuity Hedge	N/A	Equity/Index	AEL 85LNZLR1WR9SYRVFCH09	08/27/2024	08/27/2026	42	107,162	2538.7		3,333		3,124		3,323			(208)				0001	
Blackrock Adaptive US Equity Index 7%	Fixed Annuity Hedge	N/A	Equity/Index	AEL 85LNZLR1WR9SYRVFCH09	08/27/2024	08/27/2025	133	151,900	1139.36		4,382		3,835		4,798			(548)				0001	
S&P 500 Index Option PTP	Fixed Annuity Hedge	N/A	Equity/Index	AEL 85LNZLR1WR9SYRVFCH09	08/27/2024	08/27/2025	601	3,382,305	5625.8		120,873		105,764		129,735			(15,109)				0001	
S&P 500 Dividend Aristocrats Daily Risk Control 5% Total Return	Fixed Annuity Hedge	N/A	Equity/Index	AEL 85LNZLR1WR9SYRVFCH09	08/27/2024	08/27/2025	80	282,150	3509.16		9,226		8,073		11,691			(1,153)				0001	
S&P 500 Dividend Aristocrats Daily Risk Control 5% Excess Return	Fixed Annuity Hedge	N/A	Equity/Index	AEL 85LNZLR1WR9SYRVFCH09	08/27/2024	08/27/2025	110	203,687	1844.11		4,619		4,041		5,914			(577)				0001	
Franklin Global Trends Index	Fixed Annuity Hedge	N/A	Equity/Index	AEL 85LNZLR1WR9SYRVFCH09	08/28/2024	08/28/2025	233	58,168	249.59		1,373		1,201		1,862			(172)				0001	

E06.118

STATEMENT AS OF SEPTEMBER 30, 2024 OF THE EAGLE LIFE INSURANCE COMPANY

SCHEDULE DB - PART A - SECTION 1

Showing all Options, Caps, Floors, Collars, Swaps and Forwards Open as of Current Statement Date

1	2	3	4	5	6	7	8	9	10	11	12	13	14	15	16	17	18	19	20	21	22	23	
Description	Description of Item(s) Hedged, Used for Income Generation or Replicated	Schedule/ Exhibit Identifier	Type(s) of Risk(s) (a)	Exchange, Counterparty or Central Clearinghouse	Trade Date	Date of Maturity or Expiration	Number of Contracts	Notional Amount	Strike Price, Rate or Index Received (Paid)	Cumulative Prior Year(s) Initial Cost of Un-discounted Premium (Received) Paid	Current Year Initial Cost of Un-discounted Premium (Received) Paid	Current Year Income	Book/ Adjusted Carrying Value	Code	Fair Value	Unrealized Valuation Increase/ (Decrease)	Total Foreign Exchange Change in B./A.C.V.	Current Year's (Amortization)/ Accretion	Adjustment to Carrying Value of Hedged Item	Potential Exposure	Credit Quality of Reference Entity	Hedge Effectiveness at Inception and at Quarter-end (b)	
Invesco Dynamic Growth Index	Fixed Annuity Hedge	N/A	Equity/Index	AEL 85LNZLR1WR9SYRVFCH09	08/28/2024	08/28/2025	159	402,636	2534.84		8,898		7,786		9,455			(1,112)				0001	
Blackrock Adaptive US Equity Index 7%	Fixed Annuity Hedge	N/A	Equity/Index	AEL 85LNZLR1WR9SYRVFCH09	08/28/2024	08/28/2025	336	382,191	1136.32		11,030		9,651		12,642			(1,379)				0001	
S&P 500 Index Option	Fixed Annuity Hedge	N/A	Equity/Index	AEL 85LNZLR1WR9SYRVFCH09	08/28/2024	08/28/2025	684	3,827,703	5592.18		166,593		145,769		184,011			(20,824)				0001	
S&P 500 Index Option	Fixed Annuity Hedge	N/A	Equity/Index	AEL 85LNZLR1WR9SYRVFCH09	08/28/2024	08/28/2026	22	121,675	5592.18		6,524		6,117		6,677			(408)				0001	
S&P 500 Dividend Aristocrats Daily Risk Control 5% Total Return	Fixed Annuity Hedge	N/A	Equity/Index	AEL 85LNZLR1WR9SYRVFCH09	08/28/2024	08/28/2025	9	30,645	3507.33		888		777		1,131			(111)				0001	
S&P 500 Dividend Aristocrats Daily Risk Control 5% Excess Return	Fixed Annuity Hedge	N/A	Equity/Index	AEL 85LNZLR1WR9SYRVFCH09	08/28/2024	08/28/2025	613	1,129,080	1842.87		25,517		22,328		33,300			(3,190)				0001	
S&P 500 Dividend Aristocrats Daily Risk Control 5% Excess Return	Fixed Annuity Hedge	N/A	Equity/Index	AEL 85LNZLR1WR9SYRVFCH09	08/28/2024	08/28/2026	153	281,540	1842.87		8,869		8,314		10,917			(554)				0001	
Franklin Global Trends Index	Fixed Annuity Hedge	N/A	Equity/Index	AEL 85LNZLR1WR9SYRVFCH09	08/29/2024	08/29/2025	815	203,412	249.48		4,801		4,200		6,575			(600)				0001	
Franklin Global Trends Index	Fixed Annuity Hedge	N/A	Equity/Index	AEL 85LNZLR1WR9SYRVFCH09	08/29/2024	08/28/2026	24	5,884	249.48		197		184		243			(12)				0001	
Invesco Dynamic Growth Index	Fixed Annuity Hedge	N/A	Equity/Index	AEL 85LNZLR1WR9SYRVFCH09	08/29/2024	08/29/2025	206	521,591	2532.27		11,527		10,086		12,546			(1,441)				0001	
Invesco Dynamic Growth Index	Fixed Annuity Hedge	N/A	Equity/Index	AEL 85LNZLR1WR9SYRVFCH09	08/29/2024	08/28/2026	453	1,148,061	2532.27		35,705		33,473		37,073			(2,232)				0001	
S&P 500 Index Option	Fixed Annuity Hedge	N/A	Equity/Index	AEL 85LNZLR1WR9SYRVFCH09	08/29/2024	08/29/2025	613	3,425,902	5591.96		175,740		153,773		195,379			(21,968)				0001	
S&P 500 Index Option	Fixed Annuity Hedge	N/A	Equity/Index	AEL 85LNZLR1WR9SYRVFCH09	08/29/2024	08/28/2026	22	124,022	5591.96		9,808		9,195		10,205			(613)				0001	
S&P 500 Dividend Aristocrats Daily Risk Control 5% Excess Return	Fixed Annuity Hedge	N/A	Equity/Index	AEL 85LNZLR1WR9SYRVFCH09	08/29/2024	08/29/2025	169	312,822	1845.67		7,226		6,323		8,934			(903)				0001	
S&P 500 Dividend Aristocrats Daily Risk Control 5% Excess Return	Fixed Annuity Hedge	N/A	Equity/Index	AEL 85LNZLR1WR9SYRVFCH09	08/29/2024	08/28/2026	18	32,626	1845.67		1,057		991		1,235			(66)				0001	
Franklin Global Trends Index	Fixed Annuity Hedge	N/A	Equity/Index	AEL 85LNZLR1WR9SYRVFCH09	08/30/2024	08/29/2025	360	89,772	249.21		2,119		1,854		2,966			(265)				0001	
Franklin Global Trends Index	Fixed Annuity Hedge	N/A	Equity/Index	AEL 85LNZLR1WR9SYRVFCH09	08/30/2024	08/31/2026	525	130,942	249.21		4,373		4,100		5,493			(273)				0001	
Invesco Dynamic Growth Index	Fixed Annuity Hedge	N/A	Equity/Index	AEL 85LNZLR1WR9SYRVFCH09	08/30/2024	08/29/2025	391	991,203	2535.12		21,906		19,167		23,243			(2,738)				0001	
Invesco Dynamic Growth Index	Fixed Annuity Hedge	N/A	Equity/Index	AEL 85LNZLR1WR9SYRVFCH09	08/30/2024	08/28/2026	242	614,148	2535.12		19,039		17,849		19,484			(1,190)				0001	
Invesco Dynamic Growth Index	Fixed Annuity Hedge	N/A	Equity/Index	AEL 85LNZLR1WR9SYRVFCH09	08/30/2024	08/31/2026	134	339,972	2535.12		10,573		9,912		10,804			(661)				0001	
Invesco Dynamic Growth Index	Fixed Annuity Hedge	N/A	Equity/Index	AEL 85LNZLR1WR9SYRVFCH09	08/30/2024	09/02/2026	10	24,655	2535.12		767		719		784			(48)				0001	
S&P 500 Index Option	Fixed Annuity Hedge	N/A	Equity/Index	AEL 85LNZLR1WR9SYRVFCH09	08/30/2024	08/29/2025	2,633	14,874,499	5648.4		556,804		487,204		584,410			(69,601)				0001	
S&P 500 Index Option	Fixed Annuity Hedge	N/A	Equity/Index	AEL 85LNZLR1WR9SYRVFCH09	08/30/2024	09/02/2025	208	1,176,419	5648.4		38,826		33,972		40,589			(4,853)				0001	
S&P 500 Index Option	Fixed Annuity Hedge	N/A	Equity/Index	AEL 85LNZLR1WR9SYRVFCH09	08/30/2024	08/28/2026	3	18,867	5648.4		2,365		2,217		2,414			(148)				0001	

E06.119

STATEMENT AS OF SEPTEMBER 30, 2024 OF THE EAGLE LIFE INSURANCE COMPANY

SCHEDULE DB - PART A - SECTION 1

Showing all Options, Caps, Floors, Collars, Swaps and Forwards Open as of Current Statement Date

1	2	3	4	5	6	7	8	9	10	11	12	13	14	15	16	17	18	19	20	21	22	23	
Description	Description of Item(s) Hedged, Used for Income Generation or Replicated	Schedule/ Exhibit Identifier	Type(s) of Risk(s) (a)	Exchange, Counterparty or Central Clearinghouse	Trade Date	Date of Maturity or Expiration	Number of Contracts	Notional Amount	Strike Price, Rate or Index Received (Paid)	Cumulative Prior Year(s) Initial Cost of Un-discounted Premium (Received) Paid	Current Year Initial Cost of Un-discounted Premium (Received) Paid	Current Year Income	Book/ Adjusted Carrying Value	Code	Fair Value	Unrealized Valuation Increase/ (Decrease)	Total Foreign Exchange Change in B./A.C.V.	Current Year's (Amortization)/ Accretion	Adjustment to Carrying Value of Hedged Item	Potential Exposure	Credit Quality of Reference Entity	Hedge Effectiveness at Inception and at Quarter-end (b)	
S&P 500 Index Option CLO	Fixed Annuity Hedge	N/A	Equity/Index	AEL 85LNZLR1WR9SYRVFCH09	08/30/2024	08/31/2025		1,954	5648.4		64		56		80			(8)				0001	
S&P 500 Dividend Aristocrats Daily Risk Control 5% Total Return	Fixed Annuity Hedge	N/A	Equity/Index	AEL 85LNZLR1WR9SYRVFCH09	08/30/2024	08/29/2025	7	23,521	3526.83		820		718		913			(103)				0001	
S&P 500 Dividend Aristocrats Daily Risk Control 5% Excess Return	Fixed Annuity Hedge	N/A	Equity/Index	AEL 85LNZLR1WR9SYRVFCH09	08/30/2024	08/29/2025	1,580	2,927,447	1852.55		66,453		58,146		76,933			(8,307)				0001	
S&P 500 Dividend Aristocrats Daily Risk Control 5% Excess Return	Fixed Annuity Hedge	N/A	Equity/Index	AEL 85LNZLR1WR9SYRVFCH09	08/30/2024	09/02/2025	166	307,530	1852.55		6,950		6,081		8,121			(869)				0001	
S&P 500 Dividend Aristocrats Daily Risk Control 5% Excess Return	Fixed Annuity Hedge	N/A	Equity/Index	AEL 85LNZLR1WR9SYRVFCH09	08/30/2024	08/28/2026	183	338,767	1852.55		11,349		10,639		12,089			(709)				0001	
S&P 500 Dividend Aristocrats Daily Risk Control 5% Excess Return	Fixed Annuity Hedge	N/A	Equity/Index	AEL 85LNZLR1WR9SYRVFCH09	08/30/2024	09/01/2026	22	40,939	1852.55		1,371		1,286		1,464			(86)				0001	
UST 3.875% 08/15/34 Total Return Options Put	Fixed Annuity Hedge	N/A	Equity/Index	AEL 85LNZLR1WR9SYRVFCH09	08/28/2024	08/29/2025	46	4,524	98		46		40		46			(6)				0001	
Blackrock Adaptive US Equity Index 7%	Fixed Annuity Hedge	N/A	Equity/Index	AEL 85LNZLR1WR9SYRVFCH09	09/03/2024	09/03/2025	15	16,537	1129.6		476		456		606			(20)				0001	
S&P 500 Index Option PTPT	Fixed Annuity Hedge	N/A	Equity/Index	AEL 85LNZLR1WR9SYRVFCH09	09/03/2024	09/03/2025	641	3,546,250	5528.93		112,886		108,182		127,691			(4,704)				0001	
S&P 500 Dividend Aristocrats Daily Risk Control 5% Excess Return	Fixed Annuity Hedge	N/A	Equity/Index	AEL 85LNZLR1WR9SYRVFCH09	09/03/2024	09/03/2025	342	632,346	1848		14,228		13,635		17,662			(583)				0001	
S&P 500 Dividend Aristocrats Daily Risk Control 5% Excess Return	Fixed Annuity Hedge	N/A	Equity/Index	AEL 85LNZLR1WR9SYRVFCH09	09/03/2024	09/03/2026	158	291,090	1848		9,606		9,406		10,842			(200)				0001	
Franklin Global Trends Index	Fixed Annuity Hedge	N/A	Equity/Index	AEL 85LNZLR1WR9SYRVFCH09	09/04/2024	09/04/2026	1,583	393,960	248.91		13,198		12,923		16,854			(275)				0001	
Invesco Dynamic Growth Index	Fixed Annuity Hedge	N/A	Equity/Index	AEL 85LNZLR1WR9SYRVFCH09	09/04/2024	09/04/2026	78	198,450	2537.94		6,192		6,063		6,211			(129)				0001	
Blackrock Adaptive US Equity Index 7%	Fixed Annuity Hedge	N/A	Equity/Index	AEL 85LNZLR1WR9SYRVFCH09	09/04/2024	09/04/2025	14	15,825	1128.56		456		437		589			(19)				0001	
Blackrock Adaptive US Equity Index 7%	Fixed Annuity Hedge	N/A	Equity/Index	AEL 85LNZLR1WR9SYRVFCH09	09/04/2024	09/04/2026	21	23,999	1128.56		943		924		1,137			(20)				0001	
S&P 500 Index Option PTPT	Fixed Annuity Hedge	N/A	Equity/Index	AEL 85LNZLR1WR9SYRVFCH09	09/04/2024	09/04/2025	737	4,066,330	5520.07		150,509		144,238		175,496			(6,271)				0001	
S&P 500 Dividend Aristocrats Daily Risk Control 5% Excess Return	Fixed Annuity Hedge	N/A	Equity/Index	AEL 85LNZLR1WR9SYRVFCH09	09/04/2024	09/04/2025	28	52,181	1847.68		1,190		1,140		1,465			(50)				0001	
S&P 500 Dividend Aristocrats Daily Risk Control 5% Excess Return	Fixed Annuity Hedge	N/A	Equity/Index	AEL 85LNZLR1WR9SYRVFCH09	09/04/2024	09/04/2026	28	50,925	1847.68		1,639		1,604		1,903			(34)				0001	
Invesco Dynamic Growth Index	Fixed Annuity Hedge	N/A	Equity/Index	AEL 85LNZLR1WR9SYRVFCH09	09/05/2024	09/05/2025	108	273,713	2536.71		6,076		5,823		6,377			(253)				0001	

E06.120

STATEMENT AS OF SEPTEMBER 30, 2024 OF THE EAGLE LIFE INSURANCE COMPANY

SCHEDULE DB - PART A - SECTION 1

Showing all Options, Caps, Floors, Collars, Swaps and Forwards Open as of Current Statement Date

1	2	3	4	5	6	7	8	9	10	11	12	13	14	15	16	17	18	19	20	21	22	23	
Description	Description of Item(s) Hedged, Used for Income Generation or Replicated	Schedule/ Exhibit Identifier	Type(s) of Risk(s) (a)	Exchange, Counterparty or Central Clearinghouse	Trade Date	Date of Maturity or Expiration	Number of Contracts	Notional Amount	Strike Price, Rate or Index Received (Paid)	Cumulative Prior Year(s) Initial Cost of Un-discounted Premium (Received) Paid	Current Year Initial Cost of Un-discounted Premium (Received) Paid	Current Year Income	Book/ Adjusted Carrying Value	Code	Fair Value	Unrealized Valuation Increase/ (Decrease)	Total Foreign Exchange Change in B./A.C.V.	Current Year's (Amortization)/ Accretion	Adjustment to Carrying Value of Hedged Item	Potential Exposure	Credit Quality of Reference Entity	Hedge Effectiveness at Inception and at Quarter-end (b)	
Blackrock Adaptive US Equity Index 7%	Fixed Annuity Hedge .	N/A	Equity/Index	AEL 85LNZLR1WR9SYRVFCH09	.09/05/2024	.09/05/2025	143	161,172	1127.34		4,642		4,448		6,111			(193)				0001	
Blackrock Adaptive US Equity Index 7%	Fixed Annuity Hedge .	N/A	Equity/Index	AEL 85LNZLR1WR9SYRVFCH09	.09/05/2024	.09/04/2026	166	187,626	1127.34		7,374		7,220		9,002			(154)				0001	
S&P 500 Index Option PTPT	Fixed Annuity Hedge .	N/A	Equity/Index	AEL 85LNZLR1WR9SYRVFCH09	.09/05/2024	.09/05/2025	710	3,908,543	5503.41		191,467		183,489		231,080			(7,978)				0001	
S&P 500 Index Option PTPT	Fixed Annuity Hedge .	N/A	Equity/Index	AEL 85LNZLR1WR9SYRVFCH09	.09/05/2024	.09/04/2026	28	156,581	5503.41		8,283		8,111		8,901			(173)				0001	
S&P 500 Index Option CLQ	Fixed Annuity Hedge .	N/A	Equity/Index	AEL 85LNZLR1WR9SYRVFCH09	.09/05/2024	.09/05/2025	1	3,181	5503.41		89		86		118			(4)				0001	
S&P Digital	Fixed Annuity Hedge .	N/A	Equity/Index	AEL 85LNZLR1WR9SYRVFCH09	.09/05/2024	.09/05/2025	8	44,141	5503.41		454		435		486			(19)				0001	
S&P 500 Dividend Aristocrats Daily Risk Control 5% Excess Return	Fixed Annuity Hedge .	N/A	Equity/Index	AEL 85LNZLR1WR9SYRVFCH09	.09/05/2024	.09/05/2025	189	348,655	1840.94		7,984		7,652		10,603			(333)				0001	
S&P 500 Dividend Aristocrats Daily Risk Control 5% Excess Return	Fixed Annuity Hedge .	N/A	Equity/Index	AEL 85LNZLR1WR9SYRVFCH09	.09/05/2024	.09/04/2026	811	1,492,437	1840.94		47,310		46,325		59,044			(986)				0001	
Franklin Global Trends Index	Fixed Annuity Hedge .	N/A	Equity/Index	AEL 85LNZLR1WR9SYRVFCH09	.09/06/2024	.09/05/2025	2,769	686,432	247.92		16,200		15,525		25,265			(675)				0001	
Franklin Global Trends Index	Fixed Annuity Hedge .	N/A	Equity/Index	AEL 85LNZLR1WR9SYRVFCH09	.09/06/2024	.09/08/2026	445	110,260	247.92		3,705		3,628		5,005			(77)				0001	
Invesco Dynamic Growth Index	Fixed Annuity Hedge .	N/A	Equity/Index	AEL 85LNZLR1WR9SYRVFCH09	.09/06/2024	.09/05/2025	526	1,331,000	2529.69		29,548		28,317		32,995			(1,231)				0001	
Invesco Dynamic Growth Index	Fixed Annuity Hedge .	N/A	Equity/Index	AEL 85LNZLR1WR9SYRVFCH09	.09/06/2024	.09/08/2025	274	693,261	2529.69		15,390		14,749		17,239			(641)				0001	
Invesco Dynamic Growth Index	Fixed Annuity Hedge .	N/A	Equity/Index	AEL 85LNZLR1WR9SYRVFCH09	.09/06/2024	.09/04/2026	79	199,906	2529.69		6,237		6,107		6,584			(130)				0001	
Blackrock Adaptive US Equity Index 7%	Fixed Annuity Hedge .	N/A	Equity/Index	AEL 85LNZLR1WR9SYRVFCH09	.09/06/2024	.09/08/2025	74	82,654	1119.17		2,389		2,289		3,513			(100)				0001	
S&P 500 Index Option PTPT	Fixed Annuity Hedge .	N/A	Equity/Index	AEL 85LNZLR1WR9SYRVFCH09	.09/06/2024	.09/05/2025	935	5,055,947	5408.42		228,410		218,893		292,433			(9,517)				0001	
S&P 500 Index Option PTPT	Fixed Annuity Hedge .	N/A	Equity/Index	AEL 85LNZLR1WR9SYRVFCH09	.09/06/2024	.09/08/2025	862	4,663,550	5408.42		170,972		163,848		209,109			(7,124)				0001	
S&P 500 Index Option PTPT	Fixed Annuity Hedge .	N/A	Equity/Index	AEL 85LNZLR1WR9SYRVFCH09	.09/06/2024	.09/04/2026	60	322,231	5408.42		27,296		26,727		33,559			(569)				0001	
S&P 500 Dividend Aristocrats Daily Risk Control 5% Excess Return	Fixed Annuity Hedge .	N/A	Equity/Index	AEL 85LNZLR1WR9SYRVFCH09	.09/06/2024	.09/05/2025	565	1,037,041	1835.93		23,956		22,957		33,398			(998)				0001	
S&P 500 Dividend Aristocrats Daily Risk Control 5% Excess Return	Fixed Annuity Hedge .	N/A	Equity/Index	AEL 85LNZLR1WR9SYRVFCH09	.09/06/2024	.09/08/2025	488	895,505	1835.93		20,776		19,910		28,920			(866)				0001	
S&P 500 Dividend Aristocrats Daily Risk Control 5% Excess Return	Fixed Annuity Hedge .	N/A	Equity/Index	AEL 85LNZLR1WR9SYRVFCH09	.09/06/2024	.09/04/2026	258	473,563	1835.93		15,391		15,070		19,532			(321)				0001	
S&P 500 Dividend Aristocrats Daily Risk Control 5% Excess Return	Fixed Annuity Hedge .	N/A	Equity/Index	AEL 85LNZLR1WR9SYRVFCH09	.09/06/2024	.09/08/2026	65	120,174	1835.93		3,918		3,836		4,967			(82)				0001	
Invesco Dynamic Growth Index	Fixed Annuity Hedge .	N/A	Equity/Index	AEL 85LNZLR1WR9SYRVFCH09	.09/09/2024	.09/09/2026	272	689,185	2537.3		21,503		21,055		21,717			(448)				0001	
Blackrock Adaptive US Equity Index 7%	Fixed Annuity Hedge .	N/A	Equity/Index	AEL 85LNZLR1WR9SYRVFCH09	.09/09/2024	.09/09/2026	43	48,000	1124.78		1,895		1,856		2,369			(39)				0001	

E06.121

STATEMENT AS OF SEPTEMBER 30, 2024 OF THE EAGLE LIFE INSURANCE COMPANY

SCHEDULE DB - PART A - SECTION 1

Showing all Options, Caps, Floors, Collars, Swaps and Forwards Open as of Current Statement Date

1	2	3	4	5	6	7	8	9	10	11	12	13	14	15	16	17	18	19	20	21	22	23	
Description	Description of Item(s) Hedged, Used for Income Generation or Replicated	Schedule/ Exhibit Identifier	Type(s) of Risk(s) (a)	Exchange, Counterparty or Central Clearinghouse	Trade Date	Date of Maturity or Expiration	Number of Contracts	Notional Amount	Strike Price, Rate or Index Received (Paid)	Cumulative Prior Year(s) Initial Cost of Un-discounted Premium (Received) Paid	Current Year Initial Cost of Un-discounted Premium (Received) Paid	Current Year Income	Book/ Adjusted Carrying Value	Code	Fair Value	Unrealized Valuation Increase/ (Decrease)	Total Foreign Exchange Change in B./A.C.V.	Current Year's (Amortization)/ Accretion	Adjustment to Carrying Value of Hedged Item	Potential Exposure	Credit Quality of Reference Entity	Hedge Effectiveness at Inception and at Quarter-end (b)	
S&P 500 Index Option PTPT	Fixed Annuity Hedge	N/A	Equity/Index	AEL 85LNZLR1WR9SYRVFCH09	09/09/2024	09/09/2025	409	2,237,053	5471.05		73,842		70,765		87,761			(3,077)				0001	
S&P 500 Index Option PTPT	Fixed Annuity Hedge	N/A	Equity/Index	AEL 85LNZLR1WR9SYRVFCH09	09/09/2024	09/09/2026	25	137,119	5471.05		7,223		7,073		7,885			(150)				0001	
S&P 500 Dividend Aristocrats Daily Risk Control 5% Total Return	Fixed Annuity Hedge	N/A	Equity/Index	AEL 85LNZLR1WR9SYRVFCH09	09/09/2024	09/09/2025	89	311,745	3518.91		9,873		9,461		12,405			(411)				0001	
S&P 500 Dividend Aristocrats Daily Risk Control 5% Excess Return	Fixed Annuity Hedge	N/A	Equity/Index	AEL 85LNZLR1WR9SYRVFCH09	09/09/2024	09/09/2025	328	604,641	1845.59		13,804		13,229		17,491			(575)				0001	
S&P 500 Dividend Aristocrats Daily Risk Control 5% Excess Return	Fixed Annuity Hedge	N/A	Equity/Index	AEL 85LNZLR1WR9SYRVFCH09	09/09/2024	09/09/2026	215	397,515	1845.59		12,708		12,444		15,164			(265)				0001	
Franklin Global Trends Index	Fixed Annuity Hedge	N/A	Equity/Index	AEL 85LNZLR1WR9SYRVFCH09	09/10/2024	09/10/2026	543	135,499	249.39		4,553		4,458		5,651			(95)				0001	
S&P 500 Index Option PTPT	Fixed Annuity Hedge	N/A	Equity/Index	AEL 85LNZLR1WR9SYRVFCH09	09/10/2024	09/10/2025	445	2,444,882	5495.52		88,250		84,573		105,716			(3,677)				0001	
S&P 500 Dividend Aristocrats Daily Risk Control 5% Total Return	Fixed Annuity Hedge	N/A	Equity/Index	AEL 85LNZLR1WR9SYRVFCH09	09/10/2024	09/10/2025	20	70,909	3522.66		2,092		2,005		2,612			(87)				0001	
S&P 500 Dividend Aristocrats Daily Risk Control 5% Excess Return	Fixed Annuity Hedge	N/A	Equity/Index	AEL 85LNZLR1WR9SYRVFCH09	09/10/2024	09/10/2025	364	671,591	1847.28		15,273		14,637		19,065			(636)				0001	
S&P 500 Dividend Aristocrats Daily Risk Control 5% Excess Return	Fixed Annuity Hedge	N/A	Equity/Index	AEL 85LNZLR1WR9SYRVFCH09	09/10/2024	09/10/2026	48	89,402	1847.28		2,876		2,816		3,364			(60)				0001	
Franklin Global Trends Index	Fixed Annuity Hedge	N/A	Equity/Index	AEL 85LNZLR1WR9SYRVFCH09	09/11/2024	09/11/2025	398	99,415	249.89		2,356		2,258		3,145			(98)				0001	
Invesco Dynamic Growth Index	Fixed Annuity Hedge	N/A	Equity/Index	AEL 85LNZLR1WR9SYRVFCH09	09/11/2024	09/11/2025	14	35,927	2548.6		798		764		757			(33)				0001	
Invesco Dynamic Growth Index	Fixed Annuity Hedge	N/A	Equity/Index	AEL 85LNZLR1WR9SYRVFCH09	09/11/2024	09/11/2026	3	8,275	2548.6		259		254		243			(5)				0001	
Blackrock Adaptive US Equity Index 7%	Fixed Annuity Hedge	N/A	Equity/Index	AEL 85LNZLR1WR9SYRVFCH09	09/11/2024	09/11/2025	36	40,425	1131.77		1,170		1,121		1,448			(49)				0001	
S&P 500 Index Option PTPT	Fixed Annuity Hedge	N/A	Equity/Index	AEL 85LNZLR1WR9SYRVFCH09	09/11/2024	09/11/2025	623	3,462,273	5554.13		157,493		150,931		181,797			(6,562)				0001	
S&P 500 Index Option PTPT	Fixed Annuity Hedge	N/A	Equity/Index	AEL 85LNZLR1WR9SYRVFCH09	09/11/2024	09/11/2026	50	279,802	5554.13		23,276		22,791		25,194			(485)				0001	
S&P 500 Dividend Aristocrats Daily Risk Control 5% Total Return	Fixed Annuity Hedge	N/A	Equity/Index	AEL 85LNZLR1WR9SYRVFCH09	09/11/2024	09/11/2025	1	2,019	3516.14		68		65		87			(3)				0001	
S&P 500 Dividend Aristocrats Daily Risk Control 5% Excess Return	Fixed Annuity Hedge	N/A	Equity/Index	AEL 85LNZLR1WR9SYRVFCH09	09/11/2024	09/11/2025	657	1,210,338	1843.58		27,628		26,477		35,918			(1,151)				0001	
S&P 500 Dividend Aristocrats Daily Risk Control 5% Excess Return	Fixed Annuity Hedge	N/A	Equity/Index	AEL 85LNZLR1WR9SYRVFCH09	09/11/2024	09/11/2026	30	55,996	1843.58		1,805		1,767		2,175			(38)				0001	
Franklin Global Trends Index	Fixed Annuity Hedge	N/A	Equity/Index	AEL 85LNZLR1WR9SYRVFCH09	09/12/2024	09/12/2025	124	31,051	251		736		705		897			(31)				0001	

E06.122

STATEMENT AS OF SEPTEMBER 30, 2024 OF THE EAGLE LIFE INSURANCE COMPANY

SCHEDULE DB - PART A - SECTION 1

Showing all Options, Caps, Floors, Collars, Swaps and Forwards Open as of Current Statement Date

1	2	3	4	5	6	7	8	9	10	11	12	13	14	15	16	17	18	19	20	21	22	23		
Description	Description of Item(s) Hedged, Used for Income Generation or Replicated	Schedule/ Exhibit Identifier	Type(s) of Risk(s) (a)	Exchange, Counterparty or Central Clearinghouse	Trade Date	Date of Maturity or Expiration	Number of Contracts	Notional Amount	Strike Price, Rate or Index Received (Paid)	Cumulative Prior Year(s) Initial Cost of Un-discounted Premium (Received) Paid	Current Year Initial Cost of Un-discounted Premium (Received) Paid	Current Year Income	Book/ Adjusted Carrying Value	Code	Fair Value	Unrealized Valuation Increase/ (Decrease)	Total Foreign Exchange Change in B./A.C.V.	Current Year's (Amortization)/ Accretion	Adjustment to Carrying Value of Hedged Item	Potential Exposure	Credit Quality of Reference Entity	Hedge Effectiveness at Inception and at Quarter-end (b)		
Invesco Dynamic Growth Index	Fixed Annuity Hedge	N/A	Equity/Index	AEL 85LNZLR1WR9SYRVFCH09	09/12/2024	09/12/2025	267	680,716	2552.77		15,112		14,482		13,820			(630)				0001		
Invesco Dynamic Growth Index	Fixed Annuity Hedge	N/A	Equity/Index	AEL 85LNZLR1WR9SYRVFCH09	09/12/2024	09/11/2026	203	519,152	2552.77		16,198		15,860		14,864			(337)					0001	
Blackrock Adaptive US Equity Index 7% S&P 500 Index Option	Fixed Annuity Hedge	N/A	Equity/Index	AEL 85LNZLR1WR9SYRVFCH09	09/12/2024	09/12/2025	22	25,286	1135.67		731		701		858			(30)					0001	
PTPT S&P 500 Dividend Aristocrats Daily Risk Control 5% Excess Return	Fixed Annuity Hedge	N/A	Equity/Index	AEL 85LNZLR1WR9SYRVFCH09	09/12/2024	09/12/2025	367	2,052,229	5595.76		90,154		86,397		100,343			(3,756)					0001	
PTPT S&P 500 Dividend Aristocrats Daily Risk Control 5% Excess Return	Fixed Annuity Hedge	N/A	Equity/Index	AEL 85LNZLR1WR9SYRVFCH09	09/12/2024	09/12/2025	105	194,101	1847.77		4,484		4,297		5,490			(187)					0001	
Franklin Global Trends Index	Fixed Annuity Hedge	N/A	Equity/Index	AEL 85LNZLR1WR9SYRVFCH09	09/13/2024	09/11/2026	30	55,103	1847.77		1,791		1,754		2,066			(37)					0001	
Invesco Dynamic Growth Index	Fixed Annuity Hedge	N/A	Equity/Index	AEL 85LNZLR1WR9SYRVFCH09	09/13/2024	09/12/2025	128	327,324	2558.89		7,267		6,964		6,276			(303)					0001	
Invesco Dynamic Growth Index	Fixed Annuity Hedge	N/A	Equity/Index	AEL 85LNZLR1WR9SYRVFCH09	09/13/2024	09/15/2025	314	802,756	2558.89		17,901		17,156		15,456			(746)					0001	
Invesco Dynamic Growth Index	Fixed Annuity Hedge	N/A	Equity/Index	AEL 85LNZLR1WR9SYRVFCH09	09/13/2024	09/11/2026	513	1,311,443	2558.89		40,917		40,065		36,108			(852)					0001	
Invesco Dynamic Growth Index	Fixed Annuity Hedge	N/A	Equity/Index	AEL 85LNZLR1WR9SYRVFCH09	09/13/2024	09/14/2026	44	111,987	2558.89		3,505		3,432		3,089			(73)					0001	
PTPT S&P 500 Index Option	Fixed Annuity Hedge	N/A	Equity/Index	AEL 85LNZLR1WR9SYRVFCH09	09/13/2024	09/15/2026	266	681,130	2558.89		21,319		20,875		18,803			(444)					0001	
PTPT S&P 500 Index Option	Fixed Annuity Hedge	N/A	Equity/Index	AEL 85LNZLR1WR9SYRVFCH09	09/13/2024	09/12/2025	1,696	9,543,857	5626.02		355,822		340,996		386,763			(14,826)					0001	
PTPT S&P 500 Dividend Aristocrats Daily Risk Control 5% Total Return	Fixed Annuity Hedge	N/A	Equity/Index	AEL 85LNZLR1WR9SYRVFCH09	09/13/2024	09/15/2025	447	2,512,615	5626.02		86,873		83,253		93,878			(3,620)					0001	
PTPT S&P 500 Dividend Aristocrats Daily Risk Control 5% Excess Return	Fixed Annuity Hedge	N/A	Equity/Index	AEL 85LNZLR1WR9SYRVFCH09	09/13/2024	09/12/2025	34	120,289	3537.44		3,631		3,480		4,253			(151)					0001	
PTPT S&P 500 Dividend Aristocrats Daily Risk Control 5% Excess Return	Fixed Annuity Hedge	N/A	Equity/Index	AEL 85LNZLR1WR9SYRVFCH09	09/13/2024	09/12/2025	565	1,047,706	1854.18		23,678		22,692		27,445			(987)					0001	
PTPT S&P 500 Dividend Aristocrats Daily Risk Control 5% Excess Return	Fixed Annuity Hedge	N/A	Equity/Index	AEL 85LNZLR1WR9SYRVFCH09	09/13/2024	09/15/2025	334	620,134	1854.18		14,015		13,431		16,302			(584)					0001	
PTPT S&P 500 Dividend Aristocrats Daily Risk Control 5% Excess Return	Fixed Annuity Hedge	N/A	Equity/Index	AEL 85LNZLR1WR9SYRVFCH09	09/13/2024	09/11/2026	153	284,458	1854.18		8,932		8,746		10,094			(186)					0001	
PTPT S&P 500 Dividend Aristocrats Daily Risk Control 5% Excess Return	Fixed Annuity Hedge	N/A	Equity/Index	AEL 85LNZLR1WR9SYRVFCH09	09/13/2024	09/15/2026	236	437,929	1854.18		13,751		13,464		15,577			(286)					0001	
Blackrock Adaptive US Equity Index 7% S&P 500 Index Option	Fixed Annuity Hedge	N/A	Equity/Index	AEL 85LNZLR1WR9SYRVFCH09	09/16/2024	09/16/2026	124	316,777	2561.13		9,915		9,709		8,626			(207)					0001	
PTPT S&P 500 Index Option	Fixed Annuity Hedge	N/A	Equity/Index	AEL 85LNZLR1WR9SYRVFCH09	09/16/2024	09/16/2025	69	78,130	1139.33		2,258		2,164		2,525			(94)					0001	
PTPT S&P 500 Index Option	Fixed Annuity Hedge	N/A	Equity/Index	AEL 85LNZLR1WR9SYRVFCH09	09/16/2024	09/16/2025	419	2,362,969	5633.09		80,545		77,189		86,252			(3,356)					0001	

E06.123

STATEMENT AS OF SEPTEMBER 30, 2024 OF THE EAGLE LIFE INSURANCE COMPANY

SCHEDULE DB - PART A - SECTION 1

Showing all Options, Caps, Floors, Collars, Swaps and Forwards Open as of Current Statement Date

1	2	3	4	5	6	7	8	9	10	11	12	13	14	15	16	17	18	19	20	21	22	23	
Description	Description of Item(s) Hedged, Used for Income Generation or Replicated	Schedule/ Exhibit Identifier	Type(s) of Risk(s) (a)	Exchange, Counterparty or Central Clearinghouse	Trade Date	Date of Maturity or Expiration	Number of Contracts	Notional Amount	Strike Price, Rate or Index Received (Paid)	Cumulative Prior Year(s) Initial Cost of Un-discounted Premium (Received) Paid	Current Year Initial Cost of Un-discounted Premium (Received) Paid	Current Year Income	Book/ Adjusted Carrying Value	Code	Fair Value	Unrealized Valuation Increase/ (Decrease)	Total Foreign Exchange Change in B./A.C.V.	Current Year's (Amortization)/ Accretion	Adjustment to Carrying Value of Hedged Item	Potential Exposure	Credit Quality of Reference Entity	Hedge Effectiveness at Inception and at Quarter-end (b)	
S&P 500 Dividend Aristocrats Daily Risk Control 5% Excess Return	Fixed Annuity Hedge	N/A	Equity/Index	AEL 85LNZLR1WR9SYRVFCH09	09/16/2024	09/16/2025	7	41,619	5633.09		429		411		436			(18)				0001	
Franklin Global Trends Index	Fixed Annuity Hedge	N/A	Equity/Index	AEL 85LNZLR1WR9SYRVFCH09	09/16/2024	09/16/2025	284	527,926	1859.6		12,089		11,586		13,005			(504)				0001	
Invesco Dynamic Growth Index	Fixed Annuity Hedge	N/A	Equity/Index	AEL 85LNZLR1WR9SYRVFCH09	09/17/2024	09/17/2026	74	18,674	252.18		627		614		660			(13)				0001	
Invesco Dynamic Growth Index	Fixed Annuity Hedge	N/A	Equity/Index	AEL 85LNZLR1WR9SYRVFCH09	09/17/2024	09/17/2025	34	88,058	2558.15		1,955		1,873		1,712			(81)				0001	
S&P 500 Index Option	Fixed Annuity Hedge	N/A	Equity/Index	AEL 85LNZLR1WR9SYRVFCH09	09/17/2024	09/17/2026	28	70,994	2558.15		2,222		2,176		1,972			(46)				0001	
S&P 500 Dividend Aristocrats Daily Risk Control 5% Excess Return	Fixed Annuity Hedge	N/A	Equity/Index	AEL 85LNZLR1WR9SYRVFCH09	09/17/2024	09/17/2025	464	2,612,192	5634.58		100,717		96,521		108,028			(4,197)				0001	
S&P 500 Dividend Aristocrats Daily Risk Control 5% Excess Return	Fixed Annuity Hedge	N/A	Equity/Index	AEL 85LNZLR1WR9SYRVFCH09	09/17/2024	09/17/2025	429	796,930	1857.74		18,568		17,795		20,110			(774)				0001	
Franklin Global Trends Index	Fixed Annuity Hedge	N/A	Equity/Index	AEL 85LNZLR1WR9SYRVFCH09	09/17/2024	09/17/2026	53	97,872	1857.74		3,210		3,143		3,380			(67)				0001	
Invesco Dynamic Growth Index	Fixed Annuity Hedge	N/A	Equity/Index	AEL 85LNZLR1WR9SYRVFCH09	09/18/2024	09/18/2025	576	144,958	251.54		3,435		3,292		4,026			(143)				0001	
Invesco Dynamic Growth Index	Fixed Annuity Hedge	N/A	Equity/Index	AEL 85LNZLR1WR9SYRVFCH09	09/18/2024	09/18/2025	79	202,228	2551.68		4,489		4,302		4,179			(187)				0001	
Blackrock Adaptive US Equity Index 7%	Fixed Annuity Hedge	N/A	Equity/Index	AEL 85LNZLR1WR9SYRVFCH09	09/18/2024	09/18/2026	49	124,956	2551.68		3,899		3,817		3,618			(81)				0001	
Blackrock Adaptive US Equity Index 7%	Fixed Annuity Hedge	N/A	Equity/Index	AEL 85LNZLR1WR9SYRVFCH09	09/18/2024	09/18/2025	112	127,525	1136.76		3,684		3,531		4,286			(154)				0001	
S&P 500 Index Option	Fixed Annuity Hedge	N/A	Equity/Index	AEL 85LNZLR1WR9SYRVFCH09	09/18/2024	09/18/2026	165	187,207	1136.76		7,374		7,220		8,207			(154)				0001	
S&P 500 Dividend Aristocrats Daily Risk Control 5% Total Return	Fixed Annuity Hedge	N/A	Equity/Index	AEL 85LNZLR1WR9SYRVFCH09	09/18/2024	09/18/2025	624	3,503,714	5618.26		177,648		170,246		198,526			(7,402)				0001	
S&P 500 Dividend Aristocrats Daily Risk Control 5% Excess Return	Fixed Annuity Hedge	N/A	Equity/Index	AEL 85LNZLR1WR9SYRVFCH09	09/18/2024	09/18/2025	37	132,049	3541.33		4,201		4,026		4,979			(175)				0001	
S&P 500 Dividend Aristocrats Daily Risk Control 5% Excess Return	Fixed Annuity Hedge	N/A	Equity/Index	AEL 85LNZLR1WR9SYRVFCH09	09/18/2024	09/18/2025	568	1,054,024	1854.81		24,032		23,030		27,596			(1,001)				0001	
Franklin Global Trends Index	Fixed Annuity Hedge	N/A	Equity/Index	AEL 85LNZLR1WR9SYRVFCH09	09/18/2024	09/18/2026	93	172,010	1854.81		5,470		5,356		6,096			(114)				0001	
Franklin Global Trends Index	Fixed Annuity Hedge	N/A	Equity/Index	AEL 85LNZLR1WR9SYRVFCH09	09/19/2024	09/19/2025	512	129,632	253.29		3,072		2,944		3,094			(128)				0001	
Invesco Dynamic Growth Index	Fixed Annuity Hedge	N/A	Equity/Index	AEL 85LNZLR1WR9SYRVFCH09	09/19/2024	09/18/2026	232	58,774	253.29		1,975		1,934		1,939			(41)				0001	
Invesco Dynamic Growth Index	Fixed Annuity Hedge	N/A	Equity/Index	AEL 85LNZLR1WR9SYRVFCH09	09/19/2024	09/19/2025	299	765,654	2557.72		16,998		16,289		14,983			(708)				0001	
Invesco Dynamic Growth Index	Fixed Annuity Hedge	N/A	Equity/Index	AEL 85LNZLR1WR9SYRVFCH09	09/19/2024	09/18/2026	22	57,115	2557.72		1,788		1,750		1,592			(37)				0001	
Blackrock Adaptive US Equity Index 7%	Fixed Annuity Hedge	N/A	Equity/Index	AEL 85LNZLR1WR9SYRVFCH09	09/19/2024	09/19/2025	6	6,807	1146.19		197		189		200			(8)				0001	
S&P 500 Index Option	Fixed Annuity Hedge	N/A	Equity/Index	AEL 85LNZLR1WR9SYRVFCH09	09/19/2024	09/19/2025	680	3,883,724	5713.64		159,451		152,808		160,437			(6,644)				0001	

E06.124

STATEMENT AS OF SEPTEMBER 30, 2024 OF THE EAGLE LIFE INSURANCE COMPANY

SCHEDULE DB - PART A - SECTION 1

Showing all Options, Caps, Floors, Collars, Swaps and Forwards Open as of Current Statement Date

1	2	3	4	5	6	7	8	9	10	11	12	13	14	15	16	17	18	19	20	21	22	23	
Description	Description of Item(s) Hedged, Used for Income Generation or Replicated	Schedule/ Exhibit Identifier	Type(s) of Risk(s) (a)	Exchange, Counterparty or Central Clearinghouse	Trade Date	Date of Maturity or Expiration	Number of Contracts	Notional Amount	Strike Price, Rate or Index Received (Paid)	Cumulative Prior Year(s) Initial Cost of Un-discounted Premium (Received) Paid	Current Year Initial Cost of Un-discounted Premium (Received) Paid	Current Year Income	Book/ Adjusted Carrying Value	Code	Fair Value	Unrealized Valuation Increase/ (Decrease)	Total Foreign Exchange Change in B./A.C.V.	Current Year's (Amortization)/ Accretion	Adjustment to Carrying Value of Hedged Item	Potential Exposure	Credit Quality of Reference Entity	Hedge Effectiveness at Inception and at Quarter-end (b)	
S&P 500 Index Option PTPT	Fixed Annuity Hedge	N/A	Equity/Index	AEL 85LNZLR1WR9SYRVFCH09	09/19/2024	09/18/2026	2	8,692	5713.64		1,072		1,050		1,054				(22)			0001	
S&P 500 Dividend Aristocrats Daily Risk Control 5% Excess Return	Fixed Annuity Hedge	N/A	Equity/Index	AEL 85LNZLR1WR9SYRVFCH09	09/19/2024	09/19/2025	524	974,709	1859.55		22,285		21,357		24,116				(929)			0001	
S&P 500 Dividend Aristocrats Daily Risk Control 5% Excess Return	Fixed Annuity Hedge	N/A	Equity/Index	AEL 85LNZLR1WR9SYRVFCH09	09/19/2024	09/18/2026	597	1,109,773	1859.55		36,065		35,313		37,745				(751)			0001	
Franklin Global Trends Index	Fixed Annuity Hedge	N/A	Equity/Index	AEL 85LNZLR1WR9SYRVFCH09	09/20/2024	09/19/2025	466	117,986	253.24		2,796		2,680		2,829				(117)			0001	
Franklin Global Trends Index	Fixed Annuity Hedge	N/A	Equity/Index	AEL 85LNZLR1WR9SYRVFCH09	09/20/2024	09/18/2026	68	17,149	253.24		574		563		568				(12)			0001	
Invesco Dynamic Growth Index	Fixed Annuity Hedge	N/A	Equity/Index	AEL 85LNZLR1WR9SYRVFCH09	09/20/2024	09/19/2025	192	491,204	2558.76		10,905		10,450		9,520				(454)			0001	
Invesco Dynamic Growth Index	Fixed Annuity Hedge	N/A	Equity/Index	AEL 85LNZLR1WR9SYRVFCH09	09/20/2024	09/22/2025	22	56,568	2558.76		1,261		1,209		1,101				(53)			0001	
Invesco Dynamic Growth Index	Fixed Annuity Hedge	N/A	Equity/Index	AEL 85LNZLR1WR9SYRVFCH09	09/20/2024	09/18/2026	28	71,256	2558.76		2,223		2,177		1,972				(46)			0001	
Invesco Dynamic Growth Index	Fixed Annuity Hedge	N/A	Equity/Index	AEL 85LNZLR1WR9SYRVFCH09	09/20/2024	09/21/2026	57	146,083	2558.76		4,572		4,477		4,052				(95)			0001	
Blackrock Adaptive US Equity Index 7%	Fixed Annuity Hedge	N/A	Equity/Index	AEL 85LNZLR1WR9SYRVFCH09	09/20/2024	09/19/2025	110	125,566	1144.76		3,624		3,473		3,761				(151)			0001	
Blackrock Adaptive US Equity Index 7%	Fixed Annuity Hedge	N/A	Equity/Index	AEL 85LNZLR1WR9SYRVFCH09	09/20/2024	09/18/2026	92	105,602	1144.76		4,154		4,068		4,256				(87)			0001	
S&P 500 Index Option PTPT	Fixed Annuity Hedge	N/A	Equity/Index	AEL 85LNZLR1WR9SYRVFCH09	09/20/2024	09/19/2025	1,607	9,162,388	5702.55		355,140		340,343		361,602				(14,798)			0001	
S&P 500 Index Option PTPT	Fixed Annuity Hedge	N/A	Equity/Index	AEL 85LNZLR1WR9SYRVFCH09	09/20/2024	09/22/2025	466	2,656,528	5702.55		93,075		89,197		94,705				(3,878)			0001	
S&P 500 Dividend Aristocrats Daily Risk Control 5% Total Return	Fixed Annuity Hedge	N/A	Equity/Index	AEL 85LNZLR1WR9SYRVFCH09	09/20/2024	09/19/2025	18	64,527	3545.33		1,938		1,857		2,249				(81)			0001	
S&P 500 Dividend Aristocrats Daily Risk Control 5% Excess Return	Fixed Annuity Hedge	N/A	Equity/Index	AEL 85LNZLR1WR9SYRVFCH09	09/20/2024	09/19/2025	1,540	2,858,080	1856.37		65,450		62,723		73,516				(2,727)			0001	
S&P 500 Dividend Aristocrats Daily Risk Control 5% Excess Return	Fixed Annuity Hedge	N/A	Equity/Index	AEL 85LNZLR1WR9SYRVFCH09	09/20/2024	09/22/2025	749	1,391,125	1856.37		31,857		30,529		35,911				(1,327)			0001	
S&P 500 Dividend Aristocrats Daily Risk Control 5% Excess Return	Fixed Annuity Hedge	N/A	Equity/Index	AEL 85LNZLR1WR9SYRVFCH09	09/20/2024	09/18/2026	249	461,899	1856.37		15,612		15,287		16,151				(325)			0001	
S&P 500 Dividend Aristocrats Daily Risk Control 5% Excess Return	Fixed Annuity Hedge	N/A	Equity/Index	AEL 85LNZLR1WR9SYRVFCH09	09/20/2024	09/21/2026	141	260,842	1856.37		8,816		8,633		9,137				(184)			0001	
Invesco Dynamic Growth Index	Fixed Annuity Hedge	N/A	Equity/Index	AEL 85LNZLR1WR9SYRVFCH09	09/23/2024	09/23/2025	455	1,165,406	2559.4		25,872		24,794		22,571				(1,078)			0001	
Invesco Dynamic Growth Index	Fixed Annuity Hedge	N/A	Equity/Index	AEL 85LNZLR1WR9SYRVFCH09	09/23/2024	09/23/2026	1,425	3,646,976	2559.4		114,150		111,772		100,868				(2,378)			0001	
S&P 500 Index Option PTPT	Fixed Annuity Hedge	N/A	Equity/Index	AEL 85LNZLR1WR9SYRVFCH09	09/23/2024	09/23/2025	712	4,071,549	5718.57		164,485		157,631		164,585				(6,854)			0001	

E06.125

STATEMENT AS OF SEPTEMBER 30, 2024 OF THE EAGLE LIFE INSURANCE COMPANY

SCHEDULE DB - PART A - SECTION 1

Showing all Options, Caps, Floors, Collars, Swaps and Forwards Open as of Current Statement Date

1	2	3	4	5	6	7	8	9	10	11	12	13	14	15	16	17	18	19	20	21	22	23	
Description	Description of Item(s) Hedged, Used for Income Generation or Replicated	Schedule/ Exhibit Identifier	Type(s) of Risk(s) (a)	Exchange, Counterparty or Central Clearinghouse	Trade Date	Date of Maturity or Expiration	Number of Contracts	Notional Amount	Strike Price, Rate or Index Received (Paid)	Cumulative Prior Year(s) Initial Cost of Un-discounted Premium (Received) Paid	Current Year Initial Cost of Un-discounted Premium (Received) Paid	Current Year Income	Book/ Adjusted Carrying Value	Code	Fair Value	Unrealized Valuation Increase/ (Decrease)	Total Foreign Exchange Change in B./A.C.V.	Current Year's (Amortization)/ Accretion	Adjustment to Carrying Value of Hedged Item	Potential Exposure	Credit Quality of Reference Entity	Hedge Effectiveness at Inception and at Quarter-end (b)	
S&P 500 Index Option PPTP	Fixed Annuity Hedge	N/A	Equity/Index	AEL 85LNZLR1WR9SYRVFCH09	09/23/2024	09/23/2026	14	80,252	5718.57		4,269		4,180		4,151			(89)				0001	
S&P 500 Dividend Aristocrats Daily Risk Control 5% Excess Return	Fixed Annuity Hedge	N/A	Equity/Index	AEL 85LNZLR1WR9SYRVFCH09	09/23/2024	09/23/2025	487	907,139	1862.63		21,227		20,343		21,716			(884)				0001	
S&P 500 Dividend Aristocrats Daily Risk Control 5% Excess Return	Fixed Annuity Hedge	N/A	Equity/Index	AEL 85LNZLR1WR9SYRVFCH09	09/23/2024	09/23/2026	366	681,834	1862.63		22,432		21,965		22,644			(467)				0001	
S&P 500 Index Option PPTP	Fixed Annuity Hedge	N/A	Equity/Index	AEL 85LNZLR1WR9SYRVFCH09	09/24/2024	09/24/2025	505	2,893,595	5732.93		117,006		112,131		115,845			(4,875)				0001	
S&P 500 Dividend Aristocrats Daily Risk Control 5% Excess Return	Fixed Annuity Hedge	N/A	Equity/Index	AEL 85LNZLR1WR9SYRVFCH09	09/24/2024	09/24/2025	424	791,368	1864.55		18,043		17,291		18,522			(752)				0001	
S&P 500 Dividend Aristocrats Daily Risk Control 5% Excess Return	Fixed Annuity Hedge	N/A	Equity/Index	AEL 85LNZLR1WR9SYRVFCH09	09/24/2024	09/24/2026	48	89,613	1864.55		2,850		2,790		2,928			(59)				0001	
Franklin Global Trends Index	Fixed Annuity Hedge	N/A	Equity/Index	AEL 85LNZLR1WR9SYRVFCH09	09/25/2024	09/25/2025	48	12,213	253.79		289		277		281			(12)				0001	
Invesco Dynamic Growth Index	Fixed Annuity Hedge	N/A	Equity/Index	AEL 85LNZLR1WR9SYRVFCH09	09/25/2024	09/25/2025	33	84,720	2555.65		1,881		1,802		1,703			(78)				0001	
Blackrock Adaptive US Equity Index 7%	Fixed Annuity Hedge	N/A	Equity/Index	AEL 85LNZLR1WR9SYRVFCH09	09/25/2024	09/25/2025	90	102,900	1145.5		2,983		2,859		3,070			(124)				0001	
Blackrock Adaptive US Equity Index 7%	Fixed Annuity Hedge	N/A	Equity/Index	AEL 85LNZLR1WR9SYRVFCH09	09/25/2024	09/25/2026	52	59,043	1145.5		2,337		2,288		2,370			(49)				0001	
S&P 500 Index Option PPTP	Fixed Annuity Hedge	N/A	Equity/Index	AEL 85LNZLR1WR9SYRVFCH09	09/25/2024	09/25/2025	569	3,255,252	5722.26		144,415		138,398		144,500			(6,017)				0001	
S&P 500 Dividend Aristocrats Daily Risk Control 5% Total Return	Fixed Annuity Hedge	N/A	Equity/Index	AEL 85LNZLR1WR9SYRVFCH09	09/25/2024	09/25/2025	161	573,086	3551.51		17,114		16,401		19,937			(713)				0001	
S&P 500 Dividend Aristocrats Daily Risk Control 5% Excess Return	Fixed Annuity Hedge	N/A	Equity/Index	AEL 85LNZLR1WR9SYRVFCH09	09/25/2024	09/25/2025	1,156	2,148,885	1858.33		49,209		47,159		54,365			(2,050)				0001	
S&P 500 Dividend Aristocrats Daily Risk Control 5% Excess Return	Fixed Annuity Hedge	N/A	Equity/Index	AEL 85LNZLR1WR9SYRVFCH09	09/25/2024	09/25/2026	69	127,321	1858.33		4,087		4,002		4,396			(85)				0001	
Franklin Global Trends Index	Fixed Annuity Hedge	N/A	Equity/Index	AEL 85LNZLR1WR9SYRVFCH09	09/26/2024	09/26/2025	646	164,580	254.73		3,901		3,738		3,479			(163)				0001	
Franklin Global Trends Index	Fixed Annuity Hedge	N/A	Equity/Index	AEL 85LNZLR1WR9SYRVFCH09	09/26/2024	09/25/2026	767	195,474	254.73		6,568		6,431		5,907			(137)				0001	
Invesco Dynamic Growth Index	Fixed Annuity Hedge	N/A	Equity/Index	AEL 85LNZLR1WR9SYRVFCH09	09/26/2024	09/26/2025	120	307,698	2555.54		6,831		6,546		6,199			(285)				0001	
Invesco Dynamic Growth Index	Fixed Annuity Hedge	N/A	Equity/Index	AEL 85LNZLR1WR9SYRVFCH09	09/26/2024	09/25/2026	429	1,096,889	2555.54		34,333		33,617		31,129			(715)				0001	
S&P 500 Index Option PPTP	Fixed Annuity Hedge	N/A	Equity/Index	AEL 85LNZLR1WR9SYRVFCH09	09/26/2024	09/26/2025	642	3,685,781	5745.37		183,814		176,155		177,834			(7,659)				0001	
S&P 500 Dividend Aristocrats Daily Risk Control 5% Excess Return	Fixed Annuity Hedge	N/A	Equity/Index	AEL 85LNZLR1WR9SYRVFCH09	09/26/2024	09/26/2025	790	1,474,722	1865.74		33,771		32,364		34,096			(1,407)				0001	

E06.126

STATEMENT AS OF SEPTEMBER 30, 2024 OF THE EAGLE LIFE INSURANCE COMPANY

SCHEDULE DB - PART A - SECTION 1

Showing all Options, Caps, Floors, Collars, Swaps and Forwards Open as of Current Statement Date

1	2	3	4	5	6	7	8	9	10	11	12	13	14	15	16	17	18	19	20	21	22	23	
Description	Description of Item(s) Hedged, Used for Income Generation or Replicated	Schedule/ Exhibit Identifier	Type(s) of Risk(s) (a)	Exchange, Counterparty or Central Clearinghouse	Trade Date	Date of Maturity or Expiration	Number of Contracts	Notional Amount	Strike Price, Rate or Index Received (Paid)	Cumulative Prior Year(s) Initial Cost of Un-discounted Premium (Received) Paid	Current Year Initial Cost of Un-discounted Premium (Received) Paid	Current Year Income	Book/ Adjusted Carrying Value	Code	Fair Value	Unrealized Valuation Increase/ (Decrease)	Total Foreign Exchange Change in B./A.C.V.	Current Year's (Amortization)/ Accretion	Adjustment to Carrying Value of Hedged Item	Potential Exposure	Credit Quality of Reference Entity	Hedge Effectiveness at Inception and at Quarter-end (b)	
S&P 500 Dividend Aristocrats Daily Risk Control 5% Excess Return	Fixed Annuity Hedge	N/A	Equity/Index	AEL 85LNZLR1WR9SYRVFCH09	09/26/2024	09/25/2026	734	1,369,975	1865.74		43,565		42,658		44,324			(908)				0001	
Franklin Global Trends Index	Fixed Annuity Hedge	N/A	Equity/Index	AEL 85LNZLR1WR9SYRVFCH09	09/27/2024	09/26/2025	1,073	273,062	254.55		6,472		6,202		5,869			(270)				0001	
Invesco Dynamic Growth Index	Fixed Annuity Hedge	N/A	Equity/Index	AEL 85LNZLR1WR9SYRVFCH09	09/27/2024	09/26/2025	406	1,038,925	2556.77		23,064		22,103		20,697			(961)				0001	
Invesco Dynamic Growth Index	Fixed Annuity Hedge	N/A	Equity/Index	AEL 85LNZLR1WR9SYRVFCH09	09/27/2024	09/29/2025	56	142,029	2556.77		3,167		3,035		2,840			(132)				0001	
Invesco Dynamic Growth Index	Fixed Annuity Hedge	N/A	Equity/Index	AEL 85LNZLR1WR9SYRVFCH09	09/27/2024	09/25/2026	227	579,339	2556.77		18,075		17,699		16,314			(377)				0001	
Invesco Dynamic Growth Index	Fixed Annuity Hedge	N/A	Equity/Index	AEL 85LNZLR1WR9SYRVFCH09	09/27/2024	09/29/2026	36	92,632	2556.77		2,899		2,839		2,615			(60)				0001	
Blackrock Adaptive US Equity Index 7%	Fixed Annuity Hedge	N/A	Equity/Index	AEL 85LNZLR1WR9SYRVFCH09	09/27/2024	09/26/2025	3	3,602	1147.07		104		100		105			(4)				0001	
S&P 500 Index Option PTP	Fixed Annuity Hedge	N/A	Equity/Index	AEL 85LNZLR1WR9SYRVFCH09	09/27/2024	09/26/2025	1,721	9,877,957	5738.17		423,699		406,044		414,130			(17,654)				0001	
S&P 500 Index Option PTP	Fixed Annuity Hedge	N/A	Equity/Index	AEL 85LNZLR1WR9SYRVFCH09	09/27/2024	09/29/2025	705	4,043,490	5738.17		131,425		125,949		128,077			(5,476)				0001	
S&P 500 Dividend Aristocrats Daily Risk Control 5% Total Return	Fixed Annuity Hedge	N/A	Equity/Index	AEL 85LNZLR1WR9SYRVFCH09	09/27/2024	09/26/2025	22	77,777	3572.85		2,342		2,244		2,399			(98)				0001	
S&P 500 Dividend Aristocrats Daily Risk Control 5% Excess Return	Fixed Annuity Hedge	N/A	Equity/Index	AEL 85LNZLR1WR9SYRVFCH09	09/27/2024	09/26/2025	1,693	3,164,960	1868.98		72,478		69,458		70,249			(3,020)				0001	
S&P 500 Dividend Aristocrats Daily Risk Control 5% Excess Return	Fixed Annuity Hedge	N/A	Equity/Index	AEL 85LNZLR1WR9SYRVFCH09	09/27/2024	09/29/2025	1,126	2,104,265	1868.98		48,188		46,180		46,900			(2,008)				0001	
S&P 500 Dividend Aristocrats Daily Risk Control 5% Excess Return	Fixed Annuity Hedge	N/A	Equity/Index	AEL 85LNZLR1WR9SYRVFCH09	09/27/2024	09/25/2026	77	144,456	1868.98		4,594		4,498		4,541			(96)				0001	
S&P 500 Dividend Aristocrats Daily Risk Control 5% Excess Return	Fixed Annuity Hedge	N/A	Equity/Index	AEL 85LNZLR1WR9SYRVFCH09	09/27/2024	09/28/2026	79	147,920	1868.98		4,704		4,606		4,659			(98)				0001	
S&P 500 Dividend Aristocrats Daily Risk Control 5% Excess Return	Fixed Annuity Hedge	N/A	Equity/Index	AEL 85LNZLR1WR9SYRVFCH09	09/27/2024	09/29/2026	17	31,476	1868.98		1,001		980		992			(21)				0001	
Franklin Global Trends Index	Fixed Annuity Hedge	N/A	Equity/Index	AEL 85LNZLR1WR9SYRVFCH09	09/30/2024	09/30/2026	792	201,302	254.26		6,764		6,623		6,292			(141)				0001	
Invesco Dynamic Growth Index	Fixed Annuity Hedge	N/A	Equity/Index	AEL 85LNZLR1WR9SYRVFCH09	09/30/2024	09/30/2025	12	31,155	2553.17		692		663		645			(29)				0001	
S&P 500 Index Option PTP	Fixed Annuity Hedge	N/A	Equity/Index	AEL 85LNZLR1WR9SYRVFCH09	09/30/2024	09/30/2025	550	3,168,067	5762.48		110,896		106,276		105,238			(4,621)				0001	
S&P 500 Index Option PTP	Fixed Annuity Hedge	N/A	Equity/Index	AEL 85LNZLR1WR9SYRVFCH09	09/30/2024	09/30/2026	11	65,208	5762.48		3,495		3,422		3,300			(73)				0001	
S&P Digital	Fixed Annuity Hedge	N/A	Equity/Index	AEL 85LNZLR1WR9SYRVFCH09	09/30/2024	09/30/2025	1	5,628	5762.48		59		57		55			(2)				0001	

E06.127

STATEMENT AS OF SEPTEMBER 30, 2024 OF THE EAGLE LIFE INSURANCE COMPANY

SCHEDULE DB - PART A - SECTION 1

Showing all Options, Caps, Floors, Collars, Swaps and Forwards Open as of Current Statement Date

1	2	3	4	5	6	7	8	9	10	11	12	13	14	15	16	17	18	19	20	21	22	23	
Description	Description of Item(s) Hedged, Used for Income Generation or Replicated	Schedule/ Exhibit Identifier	Type(s) of Risk(s) (a)	Exchange, Counterparty or Central Clearinghouse	Trade Date	Date of Maturity or Expiration	Number of Contracts	Notional Amount	Strike Price, Rate or Index Received (Paid)	Cumulative Prior Year(s) Initial Cost of Un-discounted Premium (Received) Paid	Current Year Initial Cost of Un-discounted Premium (Received) Paid	Current Year Income	Book/ Adjusted Carrying Value	Code	Fair Value	Unrealized Valuation Increase/ (Decrease)	Total Foreign Exchange Change in B./A.C.V.	Current Year's (Amortization)/ Accretion	Adjustment to Carrying Value of Hedged Item	Potential Exposure	Credit Quality of Reference Entity	Hedge Effectiveness at Inception and at Quarter-end (b)	
S&P 500 Dividend Aristocrats Daily Risk Control 5% Total Return	Fixed Annuity Hedge	N/A	Equity/Index	AEL 85LNZLR1WR9S/VRVFC09	09/30/2024	09/30/2025	3	11,336	3577.53		332		318		329				(14)			0001	
S&P 500 Dividend Aristocrats Daily Risk Control 5% Excess Return	Fixed Annuity Hedge	N/A	Equity/Index	AEL 85LNZLR1WR9S/VRVFC09	09/30/2024	09/30/2025	677	1,267,249	1870.65		29,020		27,811		27,692				(1,209)			0001	
S&P 500 Dividend Aristocrats Daily Risk Control 5% Excess Return	Fixed Annuity Hedge	N/A	Equity/Index	AEL 85LNZLR1WR9S/VRVFC09	09/30/2024	09/30/2026	107	199,518	1870.65		6,724		6,584		6,200				(140)			0001	
UST 3.875% 08/15/34 Total Return Options Put	Fixed Annuity Hedge	N/A	Equity/Index	AEL 85LNZLR1WR9S/VRVFC09	09/18/2024	09/19/2025	25	2,492	98		38		36		47				(2)			0001	
0209999999. Subtotal - Purchased Options - Hedging Other - Other										24,496,267	65,055,271		46,575,530	XXX	139,170,271				(38,149,705)			XXX	XXX
0219999999. Subtotal - Purchased Options - Hedging Other										24,496,267	65,055,271		46,575,530	XXX	139,170,271				(38,149,705)			XXX	XXX
0289999999. Subtotal - Purchased Options - Replications														XXX								XXX	XXX
0359999999. Subtotal - Purchased Options - Income Generation														XXX								XXX	XXX
0429999999. Subtotal - Purchased Options - Other														XXX								XXX	XXX
0439999999. Total Purchased Options - Call Options and Warrants														XXX								XXX	XXX
0449999999. Total Purchased Options - Put Options														XXX								XXX	XXX
0459999999. Total Purchased Options - Caps														XXX								XXX	XXX
0469999999. Total Purchased Options - Floors														XXX								XXX	XXX
0479999999. Total Purchased Options - Collars														XXX								XXX	XXX
0489999999. Total Purchased Options - Other										24,496,267	65,055,271		46,575,530	XXX	139,170,271				(38,149,705)			XXX	XXX
0499999999. Total Purchased Options										24,496,267	65,055,271		46,575,530	XXX	139,170,271				(38,149,705)			XXX	XXX
0569999999. Subtotal - Written Options - Hedging Effective Excluding Variable Annuity Guarantees Under SSAP No.108														XXX								XXX	XXX
0639999999. Subtotal - Written Options - Hedging Effective Variable Annuity Guarantees Under SSAP No.108														XXX								XXX	XXX
0709999999. Subtotal - Written Options - Hedging Other														XXX								XXX	XXX
0779999999. Subtotal - Written Options - Replications														XXX								XXX	XXX
0849999999. Subtotal - Written Options - Income Generation														XXX								XXX	XXX
0919999999. Subtotal - Written Options - Other														XXX								XXX	XXX
0929999999. Total Written Options - Call Options and Warrants														XXX								XXX	XXX
0939999999. Total Written Options - Put Options														XXX								XXX	XXX
0949999999. Total Written Options - Caps														XXX								XXX	XXX
0959999999. Total Written Options - Floors														XXX								XXX	XXX
0969999999. Total Written Options - Collars														XXX								XXX	XXX
0979999999. Total Written Options - Other														XXX								XXX	XXX
0989999999. Total Written Options														XXX								XXX	XXX
1049999999. Subtotal - Swaps - Hedging Effective Excluding Variable Annuity Guarantees Under SSAP No.108														XXX								XXX	XXX
1109999999. Subtotal - Swaps - Hedging Effective Variable Annuity Guarantees Under SSAP No.108														XXX								XXX	XXX
1169999999. Subtotal - Swaps - Hedging Other														XXX								XXX	XXX
1229999999. Subtotal - Swaps - Replication														XXX								XXX	XXX
1289999999. Subtotal - Swaps - Income Generation														XXX								XXX	XXX
1349999999. Subtotal - Swaps - Other														XXX								XXX	XXX
1359999999. Total Swaps - Interest Rate														XXX								XXX	XXX
1369999999. Total Swaps - Credit Default														XXX								XXX	XXX
1379999999. Total Swaps - Foreign Exchange														XXX								XXX	XXX
1389999999. Total Swaps - Total Return														XXX								XXX	XXX
1399999999. Total Swaps - Other														XXX								XXX	XXX

E06.128

STATEMENT AS OF SEPTEMBER 30, 2024 OF THE EAGLE LIFE INSURANCE COMPANY

SCHEDULE DB - PART A - SECTION 1

Showing all Options, Caps, Floors, Collars, Swaps and Forwards Open as of Current Statement Date

1	2	3	4	5	6	7	8	9	10	11	12	13	14	15	16	17	18	19	20	21	22	23	
Description	Description of Item(s) Hedged, Used for Income Generation or Replicated	Schedule/ Exhibit Identifier	Type(s) of Risk(s) (a)	Exchange, Counterparty or Central Clearinghouse	Trade Date	Date of Maturity or Expiration	Number of Contracts	Notional Amount	Strike Price, Rate or Index Received (Paid)	Cumulative Prior Year(s) Initial Cost of Un-discounted Premium (Received) Paid	Current Year Initial Cost of Un-discounted Premium (Received) Paid	Current Year Income	Book/ Adjusted Carrying Value	Code	Fair Value	Unrealized Valuation Increase/ (Decrease)	Total Foreign Exchange Change in B./A.C.V.	Current Year's (Amortization)/ Accretion	Adjustment to Carrying Value of Hedged Item	Potential Exposure	Credit Quality of Reference Entity	Hedge Effectiveness at Inception and at Quarter-end (b)	
1409999999	Total Swaps													XXX							XXX	XXX	
CAD: L USD 4994342.86, S CAD 6842000	BACADELAI DENORTH-PROPER TYHOLDINGS (PPGM76862)	D2-2	Currency	AEL 85LNZLR1WR9SYRVFCH09	07/24/2024	03/31/2025		4,994,343	1.36995				(91,919)		(91,919)		(91,919)			17,633		0002	
CAD: L USD 4935216.61, S CAD 6761000	BFPLCALGARYPROPERTYHOL DINGS (PPG62NUN6)	D2-2	Currency	AEL 85LNZLR1WR9SYRVFCH09	07/24/2024	03/31/2025		4,935,217	1.36995				(90,830)		(90,830)		(90,830)			17,425		0002	
CAD: L USD 4912588.05, S CAD 6730000	BAYADELAI DEPROPERTHYHOL DINGS (PPG53V975)	D2-2	Currency	AEL 85LNZLR1WR9SYRVFCH09	07/24/2024	03/31/2025		4,912,588	1.36995				(90,414)		(90,414)		(90,414)			17,345		0002	
CAD: L USD 4890638.67, S CAD 6708000	BFPLTORONTOPROPERTYHOL DINGS (PPG13JZAO)	D2-2	Currency	AEL 85LNZLR1WR9SYRVFCH09	07/24/2024	03/31/2025		4,890,639	1.3716				(96,009)		(96,009)		(96,009)			17,267		0002	
EUR 5000000	GOLFHOLDCCGMBH (PPG04K8B9)	D1	Currency	AEL 85LNZLR1WR9SYRVFCH09	08/16/2024	08/20/2027		5,713,250	1.14265				(67,038)		(67,038)		(67,038)			48,543		0002	
1439999999	Subtotal - Forwards - Hedging Other												(436,210)	XXX	(436,210)		(436,210)			118,213	XXX	XXX	
1479999999	Subtotal - Forwards												(436,210)	XXX	(436,210)		(436,210)			118,213	XXX	XXX	
1509999999	Subtotal - SSAP No. 108 Adjustments													XXX								XXX	XXX
1689999999	Subtotal - Hedging Effective Excluding Variable Annuity Guarantees Under SSAP No.108													XXX								XXX	XXX
1699999999	Subtotal - Hedging Effective Variable Annuity Guarantees Under SSAP No.108													XXX								XXX	XXX
1709999999	Subtotal - Hedging Other									24,496,267	65,055,271		46,139,321	XXX	138,734,061		(436,210)	(38,149,705)		118,213	XXX	XXX	
1719999999	Subtotal - Replication													XXX								XXX	XXX
1729999999	Subtotal - Income Generation													XXX								XXX	XXX
1739999999	Subtotal - Other													XXX								XXX	XXX
1749999999	Subtotal - Adjustments for SSAP No. 108 Derivatives													XXX								XXX	XXX
1759999999	Totals									24,496,267	65,055,271		46,139,321	XXX	138,734,061		(436,210)	(38,149,705)		118,213	XXX	XXX	

(a)	Code	Description of Hedged Risk(s)
	0001	Hedges equity risk of fixed income annuity products.
	0002	Hedges the currency risk of foreign denominated assets.

(b)	Code	Financial or Economic Impact of the Hedge at the End of the Reporting Period

E06.129

STATEMENT AS OF SEPTEMBER 30, 2024 OF THE EAGLE LIFE INSURANCE COMPANY

SCHEDULE DB - PART B - SECTION 1

Futures Contracts Open as of the Current Statement Date

1 Ticker Symbol	2 Number of Contracts	3 Notional Amount	4 Description	5 Description of Item(s) Hedged, Used for Income Generation or Replicated	6 Schedule/ Exhibit Identifier	7 Type(s) of Risk(s) (a)	8 Date of Maturity or Expiration	9 Exchange	10 Trade Date	11 Transaction Price	12 Reporting Date Price	13 Fair Value	14 Book/ Adjusted Carrying Value	Highly Effective Hedges			18 Cumulative Variation Margin for All Other Hedges	19 Change in Variation Margin Gain (Loss) Recognized in Current Year	20 Potential Exposure	21 Hedge Effectiveness at Inception and at Quarter-end (b)	22 Value of One (1) Point																			
														15 Cumulative Variation Margin	16 Deferred Variation Margin	17 Change in Variation Margin Gain (Loss) Used to Adjust Basis of Hedged Item																								
NONE																																								
1759999999 - Totals																																							XXX	XXX

Broker Name	Beginning Cash Balance	Cumulative Cash Change	Ending Cash Balance
NONE			
Total Net Cash Deposits			

(a)

Code	Description of Hedged Risk(s)

(b)

Code	Financial or Economic Impact of the Hedge at the End of the Reporting Period

E07

Schedule DB - Part D-Section 2 - Collateral for Derivative Instruments Open - Pledged By

N O N E

Schedule DB - Part D-Section 2 - Collateral for Derivative Instruments Open - Pledged To

N O N E

Schedule DB - Part E - Derivatives Hedging Variable Annuity Guarantees

N O N E

Schedule DL - Part 1 - Reinvested Collateral Assets Owned

N O N E

Schedule DL - Part 2 - Reinvested Collateral Assets Owned

N O N E

Medicare Part D Coverage Supplement

NONE

Trusted Surplus - Cover

NONE

Trusted Surplus Statement - Assets

NONE

Trusted Surplus Statement - Liabilities and Trusted Surplus

NONE

OVERFLOW PAGE FOR WRITE-INS

NONE