

ANNUAL STATEMENT

OF THE

**AMERICAN EQUITY INVESTMENT LIFE INSURANCE COMPANY
OF NEW YORK**

TO THE

Insurance Department

OF THE

STATE OF

**FOR THE YEAR ENDED
DECEMBER 31, 2019**

LIFE, ACCIDENT AND HEALTH

FRATERNAL BENEFIT SOCIETIES

2019



LIFE, AND ACCIDENT AND HEALTH COMPANIES/FRATERNAL BENEFIT SOCIETIES - ASSOCIATION EDITION

ANNUAL STATEMENT

FOR THE YEAR ENDED DECEMBER 31, 2019
OF THE CONDITION AND AFFAIRS OF THE

American Equity Investment Life Insurance Company of New York

NAIC Group Code 2658 2658 NAIC Company Code 11135 Employer's ID Number 22-3762465
(Current) (Prior)

Organized under the Laws of New York, State of Domicile or Port of Entry NY

Country of Domicile United States of America

Licensed as business type: Life, Accident and Health [X] Fraternal Benefit Societies []

Incorporated/Organized 03/01/2001 Commenced Business 07/01/2001

Statutory Home Office 1979 Marcus Avenue, Ste 210 Lake Success, NY, US 11042
(Street and Number) (City or Town, State, Country and Zip Code)

Main Administrative Office 6000 Westown Pkwy West Des Moines, IA, US 50266-5921
(Street and Number) (City or Town, State, Country and Zip Code) 866-233-6660
(Area Code) (Telephone Number)

Mail Address PO Box 71157 Des Moines, IA, US 50325
(Street and Number or P.O. Box) (City or Town, State, Country and Zip Code)

Primary Location of Books and Records 6000 Westown Pkwy West Des Moines, IA, US 50266-5921
(Street and Number) (City or Town, State, Country and Zip Code) 515-221-0002
(Area Code) (Telephone Number)

Internet Website Address www.eagle-lifeco.com/american-equity-of-new-york

Statutory Statement Contact Scott Anthony Samuelson 515-457-1718
(Name) (Area Code) (Telephone Number)
ssamuels@american-equity.com 515-440-2715
(E-mail Address) (FAX Number)

OFFICERS

President Ronald James Grensteiner Chief Financial Officer & Treasurer Ted Morris Johnson
Executive Vice President, General Counsel & Secretary Renee Denise Montz Vice President & Chief Actuary John Robert Miller

OTHER

John Michael Matovina

DIRECTORS OR TRUSTEES

Brenda Jean Cushing Ronald James Grensteiner Robert Lee Howe
Ted Morris Johnson # John Michael Matovina David Stephen Mulcahy
Thomas Sterling Swain

State of Iowa SS:
County of Polk

The officers of this reporting entity being duly sworn, each depose and say that they are the described officers of said reporting entity, and that on the reporting period stated above, all of the herein described assets were the absolute property of the said reporting entity, free and clear from any liens or claims thereon, except as herein stated, and that this statement, together with related exhibits, schedules and explanations therein contained, annexed or referred to, is a full and true statement of all the assets and liabilities and of the condition and affairs of the said reporting entity as of the reporting period stated above, and of its income and deductions therefrom for the period ended, and have been completed in accordance with the NAIC Annual Statement Instructions and Accounting Practices and Procedures manual except to the extent that: (1) state law may differ; or, (2) that state rules or regulations require differences in reporting not related to accounting practices and procedures, according to the best of their information, knowledge and belief, respectively. Furthermore, the scope of this attestation by the described officers also includes the related corresponding electronic filing with the NAIC, when required, that is an exact copy (except for formatting differences due to electronic filing) of the enclosed statement. The electronic filing may be requested by various regulators in lieu of or in addition to the enclosed statement.

Ronald James Grensteiner
President

Renee Denise Montz
Executive Vice President, General Counsel & Secretary

Ted Morris Johnson
Chief Financial Officer & Treasurer

Subscribed and sworn to before me this 23rd day of April 2020

- a. Is this an original filing? Yes [] No [X]
b. If no,
1. State the amendment number..... 1
2. Date filed04/23/2020
3. Number of pages attached..... 1

Kirsten S Habgood

September 26, 2022

ANNUAL STATEMENT FOR THE YEAR 2019 OF THE AMERICAN EQUITY INVESTMENT LIFE INSURANCE COMPANY
OF NEW YORK

ASSETS

	Current Year			Prior Year
	1 Assets	2 Nonadmitted Assets	3 Net Admitted Assets (Cols. 1 - 2)	4 Net Admitted Assets
1. Bonds (Schedule D)	180,969,725		180,969,725	188,362,271
2. Stocks (Schedule D):				
2.1 Preferred stocks				
2.2 Common stocks				
3. Mortgage loans on real estate (Schedule B):				
3.1 First liens				
3.2 Other than first liens.....				
4. Real estate (Schedule A):				
4.1 Properties occupied by the company (less \$ encumbrances)				
4.2 Properties held for the production of income (less \$ encumbrances)				
4.3 Properties held for sale (less \$ encumbrances)				
5. Cash (\$ 1,410,181 , Schedule E - Part 1), cash equivalents (\$ 724,000 , Schedule E - Part 2) and short-term investments (\$, Schedule DA)	2,134,181		2,134,181	2,080,820
6. Contract loans (including \$ premium notes)				
7. Derivatives (Schedule DB)				
8. Other invested assets (Schedule BA)	3,162,428		3,162,428	3,174,517
9. Receivables for securities				
10. Securities lending reinvested collateral assets (Schedule DL)				
11. Aggregate write-ins for invested assets				
12. Subtotals, cash and invested assets (Lines 1 to 11)	186,266,333		186,266,333	193,617,608
13. Title plants less \$ charged off (for Title insurers only)				
14. Investment income due and accrued	1,958,469		1,958,469	2,214,794
15. Premiums and considerations:				
15.1 Uncollected premiums and agents' balances in the course of collection				
15.2 Deferred premiums and agents' balances and installments booked but deferred and not yet due (including \$ earned but unbilled premiums)				
15.3 Accrued retrospective premiums (\$) and contracts subject to redetermination (\$)				
16. Reinsurance:				
16.1 Amounts recoverable from reinsurers				
16.2 Funds held by or deposited with reinsured companies				
16.3 Other amounts receivable under reinsurance contracts				
17. Amounts receivable relating to uninsured plans				
18.1 Current federal and foreign income tax recoverable and interest thereon ...				
18.2 Net deferred tax asset	2,077,025	1,690,681	386,344	386,310
19. Guaranty funds receivable or on deposit				
20. Electronic data processing equipment and software				
21. Furniture and equipment, including health care delivery assets (\$)				
22. Net adjustment in assets and liabilities due to foreign exchange rates				
23. Receivables from parent, subsidiaries and affiliates				
24. Health care (\$) and other amounts receivable				
25. Aggregate write-ins for other than invested assets	20,133	14,850	5,283	7,056
26. Total assets excluding Separate Accounts, Segregated Accounts and Protected Cell Accounts (Lines 12 to 25)	190,321,960	1,705,531	188,616,429	196,225,768
27. From Separate Accounts, Segregated Accounts and Protected Cell Accounts				
28. Total (Lines 26 and 27)	190,321,960	1,705,531	188,616,429	196,225,768
DETAILS OF WRITE-INS				
1101.				
1102.				
1103.				
1198. Summary of remaining write-ins for Line 11 from overflow page				
1199. Totals (Lines 1101 thru 1103 plus 1198)(Line 11 above)				
2501. PREPAID ASSETS	14,850	14,850		
2502. STATE INCOME TAX RECOVERABLE	5,283		5,283	7,056
2503.				
2598. Summary of remaining write-ins for Line 25 from overflow page				
2599. Totals (Lines 2501 thru 2503 plus 2598)(Line 25 above)	20,133	14,850	5,283	7,056

ANNUAL STATEMENT FOR THE YEAR 2019 OF THE AMERICAN EQUITY INVESTMENT LIFE INSURANCE COMPANY
OF NEW YORK

LIABILITIES, SURPLUS AND OTHER FUNDS

	1 Current Year	2 Prior Year
1. Aggregate reserve for life contracts \$ 144,286,442 (Exh. 5, Line 9999999) less \$ included in Line 6.3 (including \$ Modco Reserve)	144,286,442	155,620,969
2. Aggregate reserve for accident and health contracts (including \$ Modco Reserve)		
3. Liability for deposit-type contracts (Exhibit 7, Line 14, Col. 1) (including \$ Modco Reserve)	830,764	1,059,850
4. Contract claims:		
4.1 Life (Exhibit 8, Part 1, Line 4.4, Col. 1 less sum of Cols. 9, 10 and 11)	33,776	66,815
4.2 Accident and health (Exhibit 8, Part 1, Line 4.4, sum of Cols. 9, 10 and 11)		
5. Policyholders' dividends/refunds to members \$ and coupons \$ due and unpaid (Exhibit 4, Line 10)		
6. Provision for policyholders' dividends, refunds to members and coupons payable in following calendar year - estimated amounts:		
6.1 Policyholders' dividends and refunds to members apportioned for payment (including \$ Modco)		
6.2 Policyholders' dividends and refunds to members not yet apportioned (including \$ Modco)		
6.3 Coupons and similar benefits (including \$ Modco)		
7. Amount provisionally held for deferred dividend policies not included in Line 6		
8. Premiums and annuity considerations for life and accident and health contracts received in advance less \$ discount; including \$ accident and health premiums (Exhibit 1, Part 1, Col. 1, sum of lines 4 and 14)		
9. Contract liabilities not included elsewhere:		
9.1 Surrender values on canceled contracts		
9.2 Provision for experience rating refunds, including the liability of \$ accident and health experience rating refunds of which \$ is for medical loss ratio rebate per the Public Health Service Act		
9.3 Other amounts payable on reinsurance, including \$ assumed and \$ ceded		
9.4 Interest maintenance reserve (IMR, Line 6)	286,702	166,403
10. Commissions to agents due or accrued-life and annuity contracts \$ accident and health \$ and deposit-type contract funds \$		
11. Commissions and expense allowances payable on reinsurance assumed		
12. General expenses due or accrued (Exhibit 2, Line 12, Col. 7)	26,519	39,528
13. Transfers to Separate Accounts due or accrued (net) (including \$ accrued for expense allowances recognized in reserves, net of reinsured allowances)		
14. Taxes, licenses and fees due or accrued, excluding federal income taxes (Exhibit 3, Line 9, Col. 6)	48,480	
15.1 Current federal and foreign income taxes, including \$ on realized capital gains (losses)	769,639	525,422
15.2 Net deferred tax liability		
16. Unearned investment income		
17. Amounts withheld or retained by reporting entity as agent or trustee	1,655	2,480
18. Amounts held for agents' account, including \$ agents' credit balances		
19. Remittances and items not allocated	23,041	4,784
20. Net adjustment in assets and liabilities due to foreign exchange rates		
21. Liability for benefits for employees and agents if not included above		
22. Borrowed money \$ and interest thereon \$		
23. Dividends to stockholders declared and unpaid		
24. Miscellaneous liabilities:		
24.01 Asset valuation reserve (AVR, Line 16, Col. 7)	1,259,407	1,295,107
24.02 Reinsurance in unauthorized and certified (\$) companies		
24.03 Funds held under reinsurance treaties with unauthorized and certified (\$) reinsurers		
24.04 Payable to parent, subsidiaries and affiliates	297	6,598
24.05 Drafts outstanding		
24.06 Liability for amounts held under uninsured plans		
24.07 Funds held under coinsurance		
24.08 Derivatives		
24.09 Payable for securities	788,137	
24.10 Payable for securities lending		
24.11 Capital notes \$ and interest thereon \$		
25. Aggregate write-ins for liabilities		
26. Total liabilities excluding Separate Accounts business (Lines 1 to 25)	148,354,860	158,787,955
27. From Separate Accounts Statement		
28. Total liabilities (Lines 26 and 27)	148,354,860	158,787,955
29. Common capital stock	2,000,000	2,000,000
30. Preferred capital stock		
31. Aggregate write-ins for other than special surplus funds		
32. Surplus notes		
33. Gross paid in and contributed surplus (Page 3, Line 33, Col. 2 plus Page 4, Line 51.1, Col. 1)	27,948,754	27,948,754
34. Aggregate write-ins for special surplus funds		
35. Unassigned funds (surplus)	10,312,816	7,489,059
36. Less treasury stock, at cost:		
36.1 shares common (value included in Line 29 \$)		
36.2 shares preferred (value included in Line 30 \$)		
37. Surplus (Total Lines 31+32+33+34+35-36) (including \$ in Separate Accounts Statement)	38,261,570	35,437,813
38. Totals of Lines 29, 30 and 37 (Page 4, Line 55)	40,261,570	37,437,813
39. Totals of Lines 28 and 38 (Page 2, Line 28, Col. 3)	188,616,429	196,225,768
DETAILS OF WRITE-INS		
2501.		
2502.		
2503.		
2598. Summary of remaining write-ins for Line 25 from overflow page		
2599. Totals (Lines 2501 thru 2503 plus 2598)(Line 25 above)		
3101.		
3102.		
3103.		
3198. Summary of remaining write-ins for Line 31 from overflow page		
3199. Totals (Lines 3101 thru 3103 plus 3198)(Line 31 above)		
3401.		
3402.		
3403.		
3498. Summary of remaining write-ins for Line 34 from overflow page		
3499. Totals (Lines 3401 thru 3403 plus 3498)(Line 34 above)		

ANNUAL STATEMENT FOR THE YEAR 2019 OF THE AMERICAN EQUITY INVESTMENT LIFE INSURANCE COMPANY
OF NEW YORK

SUMMARY OF OPERATIONS

	1 Current Year	2 Prior Year
1. Premiums and annuity considerations for life and accident and health contracts (Exhibit 1, Part 1, Line 20.4, Col. 1, less Col. 11)	1,614,459	155,274
2. Considerations for supplementary contracts with life contingencies		93,458
3. Net investment income (Exhibit of Net Investment Income, Line 17)	8,951,591	9,304,467
4. Amortization of Interest Maintenance Reserve (IMR, Line 5)	(3,332)	9,809
5. Separate Accounts net gain from operations excluding unrealized gains or losses		
6. Commissions and expense allowances on reinsurance ceded (Exhibit 1, Part 2, Line 26.1, Col. 1)		
7. Reserve adjustments on reinsurance ceded		
8. Miscellaneous Income:		
8.1 Income from fees associated with investment management, administration and contract guarantees from Separate Accounts		
8.2 Charges and fees for deposit-type contracts		
8.3 Aggregate write-ins for miscellaneous income	37	
9. Total (Lines 1 to 8.3)	10,562,755	9,563,008
10. Death benefits		
11. Matured endowments (excluding guaranteed annual pure endowments)		
12. Annuity benefits (Exhibit 8, Part 2, Line 6.4, Cols. 4 + 8)	1,385,938	1,620,555
13. Disability benefits and benefits under accident and health contracts		
14. Coupons, guaranteed annual pure endowments and similar benefits		
15. Surrender benefits and withdrawals for life contracts	15,977,316	17,911,475
16. Group conversions		
17. Interest and adjustments on contract or deposit-type contract funds	40,520	50,033
18. Payments on supplementary contracts with life contingencies	185,421	455,962
19. Increase in aggregate reserves for life and accident and health contracts	(11,334,527)	(14,024,340)
20. Totals (Lines 10 to 19)	6,254,666	6,013,684
21. Commissions on premiums, annuity considerations, and deposit-type contract funds (direct business only) (Exhibit 1, Part 2, Line 31, Col. 1)	50,722	40
22. Commissions and expense allowances on reinsurance assumed (Exhibit 1, Part 2, Line 26.2, Col. 1)		
23. General insurance expenses and fraternal expenses (Exhibit 2, Line 10, Cols. 1, 2, 3, 4 and 6)	538,323	499,326
24. Insurance taxes, licenses and fees, excluding federal income taxes (Exhibit 3, Line 7, Cols. 1 + 2 + 3 + 5)	120,356	48,874
25. Increase in loading on deferred and uncollected premiums		
26. Net transfers to or (from) Separate Accounts net of reinsurance		
27. Aggregate write-ins for deductions		
28. Totals (Lines 20 to 27)	6,964,068	6,561,924
29. Net gain from operations before dividends to policyholders, refunds to members and federal income taxes (Line 9 minus Line 28)	3,598,687	3,001,084
30. Dividends to policyholders and refunds to members		
31. Net gain from operations after dividends to policyholders, refunds to members and before federal income taxes (Line 29 minus Line 30)	3,598,687	3,001,084
32. Federal and foreign income taxes incurred (excluding tax on capital gains)	753,565	547,794
33. Net gain from operations after dividends to policyholders, refunds to members and federal income taxes and before realized capital gains or (losses) (Line 31 minus Line 32)	2,845,122	2,453,289
34. Net realized capital gains (losses) (excluding gains (losses) transferred to the IMR) less capital gains tax of \$ (15,019) (excluding taxes of \$ 31,093 transferred to the IMR)	(56,499)	(30,738)
35. Net income (Line 33 plus Line 34)	2,788,624	2,422,552
CAPITAL AND SURPLUS ACCOUNT		
36. Capital and surplus, December 31, prior year (Page 3, Line 38, Col. 2)	37,437,813	34,623,052
37. Net income (Line 35)	2,788,624	2,422,552
38. Change in net unrealized capital gains (losses) less capital gains tax of \$		
39. Change in net unrealized foreign exchange capital gain (loss)		
40. Change in net deferred income tax	(4,156)	(84,375)
41. Change in nonadmitted assets	3,590	387,117
42. Change in liability for reinsurance in unauthorized and certified companies		
43. Change in reserve on account of change in valuation basis, (increase) or decrease		
44. Change in asset valuation reserve	35,699	89,467
45. Change in treasury stock (Page 3, Lines 36.1 and 36.2, Col. 2 minus Col. 1)		
46. Surplus (contributed to) withdrawn from Separate Accounts during period		
47. Other changes in surplus in Separate Accounts Statement		
48. Change in surplus notes		
49. Cumulative effect of changes in accounting principles		
50. Capital changes:		
50.1 Paid in		
50.2 Transferred from surplus (Stock Dividend)		
50.3 Transferred to surplus		
51. Surplus adjustment:		
51.1 Paid in		
51.2 Transferred to capital (Stock Dividend)		
51.3 Transferred from capital		
51.4 Change in surplus as a result of reinsurance		
52. Dividends to stockholders		
53. Aggregate write-ins for gains and losses in surplus		
54. Net change in capital and surplus for the year (Lines 37 through 53)	2,823,757	2,814,761
55. Capital and surplus, December 31, current year (Lines 36 + 54) (Page 3, Line 38)	40,261,570	37,437,813
DETAILS OF WRITE-INS		
08.301. MISCELLANEOUS INCOME	37	
08.302.		
08.303.		
08.398. Summary of remaining write-ins for Line 8.3 from overflow page		
08.399. Totals (Lines 08.301 thru 08.303 plus 08.398)(Line 8.3 above)	37	
2701.		
2702.		
2703.		
2798. Summary of remaining write-ins for Line 27 from overflow page		
2799. Totals (Lines 2701 thru 2703 plus 2798)(Line 27 above)		
5301.		
5302.		
5303.		
5398. Summary of remaining write-ins for Line 53 from overflow page		
5399. Totals (Lines 5301 thru 5303 plus 5398)(Line 53 above)		

ANNUAL STATEMENT FOR THE YEAR 2019 OF THE AMERICAN EQUITY INVESTMENT LIFE INSURANCE COMPANY
OF NEW YORK

CASH FLOW

	1	2
	Current Year	Prior Year
Cash from Operations		
1. Premiums collected net of reinsurance	1,614,459	248,732
2. Net investment income	9,379,640	9,688,225
3. Miscellaneous income	37	
4. Total (Lines 1 through 3)	10,994,137	9,936,958
5. Benefit and loss related payments	17,581,713	19,921,177
6. Net transfers to Separate Accounts, Segregated Accounts and Protected Cell Accounts		
7. Commissions, expenses paid and aggregate write-ins for deductions	672,157	546,403
8. Dividends paid to policyholders		
9. Federal and foreign income taxes paid (recovered) net of \$ tax on capital gains (losses)	525,422	1,267,549
10. Total (Lines 5 through 9)	18,779,292	21,735,129
11. Net cash from operations (Line 4 minus Line 10)	(7,785,155)	(11,798,171)
Cash from Investments		
12. Proceeds from investments sold, matured or repaid:		
12.1 Bonds	26,947,692	23,688,371
12.2 Stocks		
12.3 Mortgage loans		
12.4 Real estate		
12.5 Other invested assets		
12.6 Net gains or (losses) on cash, cash equivalents and short-term investments		
12.7 Miscellaneous proceeds		
12.8 Total investment proceeds (Lines 12.1 to 12.7)	26,947,692	23,688,371
13. Cost of investments acquired (long-term only):		
13.1 Bonds	19,638,239	13,029,699
13.2 Stocks		
13.3 Mortgage loans		
13.4 Real estate		
13.5 Other invested assets		
13.6 Miscellaneous applications		
13.7 Total investments acquired (Lines 13.1 to 13.6)	19,638,239	13,029,699
14. Net increase (decrease) in contract loans and premium notes		
15. Net cash from investments (Line 12.8 minus Line 13.7 minus Line 14)	7,309,453	10,658,672
Cash from Financing and Miscellaneous Sources		
16. Cash provided (applied):		
16.1 Surplus notes, capital notes		
16.2 Capital and paid in surplus, less treasury stock		
16.3 Borrowed funds		
16.4 Net deposits on deposit-type contracts and other insurance liabilities	(269,606)	(205,715)
16.5 Dividends to stockholders		
16.6 Other cash provided (applied)	798,668	(92,183)
17. Net cash from financing and miscellaneous sources (Lines 16.1 to 16.4 minus Line 16.5 plus Line 16.6)	529,062	(297,898)
RECONCILIATION OF CASH, CASH EQUIVALENTS AND SHORT-TERM INVESTMENTS		
18. Net change in cash, cash equivalents and short-term investments (Line 11, plus Lines 15 and 17)	53,360	(1,437,397)
19. Cash, cash equivalents and short-term investments:		
19.1 Beginning of year	2,080,820	3,518,217
19.2 End of year (Line 18 plus Line 19.1)	2,134,181	2,080,820

Note: Supplemental disclosures of cash flow information for non-cash transactions:

--	--	--

ANNUAL STATEMENT FOR THE YEAR 2019 OF THE AMERICAN EQUITY INVESTMENT LIFE INSURANCE COMPANY
OF NEW YORK

ANALYSIS OF OPERATIONS BY LINES OF BUSINESS - SUMMARY

	1	2	3	4	5	6	7	8	9
	Total	Individual Life	Group Life	Individual Annuities	Group Annuities	Accident and Health	Fraternal	Other Lines of Business	YRT Mortality Risk Only
1. Premiums and annuity considerations for life and accident and health contracts	1,614,459			1,614,459					
2. Considerations for supplementary contracts with life contingencies		XXX	XXX			XXX	XXX		XXX
3. Net investment income	8,951,591			8,951,591					
4. Amortization of Interest Maintenance Reserve (IMR)	(3,332)			(3,332)					
5. Separate Accounts net gain from operations excluding unrealized gains or losses							XXX		
6. Commissions and expense allowances on reinsurance ceded							XXX		
7. Reserve adjustments on reinsurance ceded							XXX		
8. Miscellaneous Income:									
8.1 Income from fees associated with investment management, administration and contract guarantees from Separate Accounts							XXX		
8.2 Charges and fees for deposit-type contracts						XXX	XXX		
8.3 Aggregate write-ins for miscellaneous income	37			37					
9. Totals (Lines 1 to 8.3)	10,562,755			10,562,755					
10. Death benefits						XXX	XXX		
11. Matured endowments (excluding guaranteed annual pure endowments)						XXX	XXX		
12. Annuity benefits	1,385,938	XXX	XXX	1,385,938		XXX	XXX		XXX
13. Disability benefits and benefits under accident and health contracts							XXX		
14. Coupons, guaranteed annual pure endowments and similar benefits							XXX		
15. Surrender benefits and withdrawals for life contracts	15,977,316			15,977,316		XXX	XXX		
16. Group conversions							XXX		
17. Interest and adjustments on contract or deposit-type contract funds	40,520			40,520			XXX		
18. Payments on supplementary contracts with life contingencies	185,421			185,421		XXX	XXX		
19. Increase in aggregate reserves for life and accident and health contracts	(11,334,527)			(11,334,527)			XXX		
20. Totals (Lines 10 to 19)	6,254,666			6,254,666			XXX		
21. Commissions on premiums, annuity considerations and deposit-type contract funds (direct business only)	50,722			50,722					XXX
22. Commissions and expense allowances on reinsurance assumed							XXX		
23. General insurance expenses and fraternal expenses	538,323			538,323					
24. Insurance taxes, licenses and fees, excluding federal income taxes	120,356			120,356					
25. Increase in loading on deferred and uncollected premiums							XXX		
26. Net transfers to or (from) Separate Accounts net of reinsurance							XXX		
27. Aggregate write-ins for deductions									
28. Totals (Lines 20 to 27)	6,964,068			6,964,068					
29. Net gain from operations before dividends to policyholders, refunds to members and federal income taxes (Line 9 minus Line 28)	3,598,687			3,598,687					
30. Dividends to policyholders and refunds to members							XXX		
31. Net gain from operations after dividends to policyholders, refunds to members and before federal income taxes (Line 29 minus Line 30)	3,598,687			3,598,687					
32. Federal income taxes incurred (excluding tax on capital gains)	753,565			753,565					
33. Net gain from operations after dividends to policyholders, refunds to members and federal income taxes and before realized capital gains or (losses) (Line 31 minus Line 32)	2,845,122			2,845,122					
34. Policies/certificates in force end of year	1,908			1,908			XXX		
DETAILS OF WRITE-INS									
08.301. MISCELLANEOUS INCOME	37			37					
08.302.									
08.303.									
08.398. Summary of remaining write-ins for Line 8.3 from overflow page									
08.399. Totals (Lines 08.301 thru 08.303 plus 08.398) (Line 8.3 above)	37			37					
2701.									
2702.									
2703.									
2798. Summary of remaining write-ins for Line 27 from overflow page									
2799. Totals (Lines 2701 thru 2703 plus 2798) (Line 27 above)									

Analysis of Operations by Lines of Business - Individual Life Insurance

N O N E

Analysis of Operations by Lines of Business - Group Life Insurance

N O N E

ANNUAL STATEMENT FOR THE YEAR 2019 OF THE AMERICAN EQUITY INVESTMENT LIFE INSURANCE COMPANY
OF NEW YORK

ANALYSIS OF OPERATIONS BY LINES OF BUSINESS - INDIVIDUAL ANNUITIES (a)

	1 Total	Deferred			6 Life Contingent Payout (Immediate and Annuityizations)	7 Other Annuities
		2 Fixed Annuities	3 Indexed Annuities	4 Variable Annuities with Guarantees		
1. Premiums for individual annuity contracts	1,614,459	1,614,459				
2. Considerations for supplementary contracts with life contingencies		XXX	XXX	XXX	XXX	XXX
3. Net investment income	8,951,591	8,682,032			218,313	51,246
4. Amortization of Interest Maintenance Reserve (IMR)	(3,332)	(3,232)			(81)	(19)
5. Separate Accounts net gain from operations excluding unrealized gains or losses						
6. Commissions and expense allowances on reinsurance ceded						
7. Reserve adjustments on reinsurance ceded						
8. Miscellaneous Income:						
8.1 Income from fees associated with investment management, administration and contract guarantees from Separate Accounts						
8.2 Charges and fees for deposit-type contracts						
8.3 Aggregate write-ins for miscellaneous income	37	37				
9. Totals (Lines 1 to 8.3)	10,562,755	10,293,296			218,232	51,227
10. Death benefits						
11. Matured endowments (excluding guaranteed annual pure endowments)						
12. Annuity benefits	1,385,938	1,113,911			272,026	
13. Disability benefits and benefits under accident and health contracts						
14. Coupons, guaranteed annual pure endowments and similar benefits						
15. Surrender benefits and withdrawals for life contracts	15,977,316	15,977,316				
16. Group conversions						
17. Interest and adjustments on contract or deposit-type contract funds	40,520					40,520
18. Payments on supplementary contracts with life contingencies	185,421				185,421	
19. Increase in aggregate reserves for life and accident and health contracts	(11,334,527)	(10,939,502)			(395,025)	
20. Totals (Lines 10 to 19)	6,254,666	6,151,725			62,422	40,520
21. Commissions on premiums, annuity considerations and deposit-type contract funds (direct business only)	50,722	50,722				
22. Commissions and expense allowances on reinsurance assumed						
23. General insurance expenses	538,323	522,113			13,129	3,082
24. Insurance taxes, licenses and fees, excluding federal income taxes	120,356	116,732			2,935	689
25. Increase in loading on deferred and uncollected premiums						
26. Net transfers to or (from) Separate Accounts net of reinsurance						
27. Aggregate write-ins for deductions						
28. Totals (Lines 20 to 27)	6,964,068	6,841,292			78,486	44,290
29. Net gain from operations before dividends to policyholders, refunds to members and federal income taxes (Line 9 minus Line 28)	3,598,687	3,452,005			139,746	6,936
30. Dividends to policyholders and refunds to members						
31. Net gain from operations after dividends to policyholders, refunds to members and before federal income taxes (Line 29 minus Line 30)	3,598,687	3,452,005			139,746	6,936
32. Federal income taxes incurred (excluding tax on capital gains)	753,565	722,850			29,263	1,452
33. Net gain from operations after dividends to policyholders, refunds to members and federal income taxes and before realized capital gains or (losses) (Line 31 minus Line 32)	2,845,122	2,729,155			110,483	5,484
34. Policies/certificates in force end of year	1,908	1,830			68	10
DETAILS OF WRITE-INS						
08.301. MISCELLANEOUS INCOME	37	37				
08.302.						
08.303.						
08.398. Summary of remaining write-ins for Line 8.3 from overflow page						
08.399. Totals (Lines 08.301 thru 08.303 plus 08.398) (Line 8.3 above)	37	37				
2701.						
2702.						
2703.						
2798. Summary of remaining write-ins for Line 27 from overflow page						
2799. Totals (Lines 2701 thru 2703 plus 2798) (Line 27 above)						

(a) Indicate if blocks of business in run-off that comprise less than 5% of premiums and less than 5% of reserve and loans liability are aggregated with material blocks of business and which columns are affected.

Analysis of Operations by Lines of Business - Group Annuities

N O N E

Analysis of Operations by Lines of Business - Accident and Health

N O N E

Analysis of Increase in Reserves During the Year - Individual Life Insurance

N O N E

Analysis of Increase in Reserves During the Year - Group Life Insurance

N O N E

ANNUAL STATEMENT FOR THE YEAR 2019 OF THE AMERICAN EQUITY INVESTMENT LIFE INSURANCE COMPANY
OF NEW YORK

ANALYSIS OF INCREASE IN RESERVES DURING THE YEAR - INDIVIDUAL ANNUITIES (a)

	1 Total	Deferred				6 Life Contingent Payout (Immediate and Annuityizations)	7 Other Annuities
		2 Fixed Annuities	3 Indexed Annuities	4 Variable Annuities with Guarantees	5 Variable Annuities without Guarantees		
Involving Life or Disability Contingencies (Reserves) (Net of Reinsurance Ceded)							
1. Reserve December 31 of prior year	155,620,969	151,686,800				3,934,169	
2. Tabular net premiums or considerations	1,614,459	1,614,459					
3. Present value of disability claims incurred	XXX	XXX	XXX	XXX	XXX	XXX	XXX
4. Tabular interest	6,689,378	6,507,039				182,339	
5. Tabular less actual reserve released	(2,089,690)	(1,969,773)				(119,917)	
6. Increase in reserve on account of change in valuation basis							
7. Other increases (net)							
8. Totals (Lines 1 to 7)	161,835,116	157,838,525				3,996,591	
9. Tabular cost							
10. Reserves released by death	XXX	XXX	XXX	XXX	XXX	XXX	XXX
11. Reserves released by other terminations (net)	4,083,861	4,083,861					
12. Annuity, supplementary contract and disability payments involving life contingencies	13,464,813	13,007,366				457,447	
13. Net transfers to or (from) Separate Accounts							
14. Total Deductions (Lines 9 to 13)	17,548,674	17,091,227				457,447	
15. Reserve December 31 of current year	144,286,442	140,747,298				3,539,144	
Cash Surrender Value and Policy Loans							
16. CSV Ending balance December 31, current year	129,737,860	129,737,860					
17. Amount Available for Policy Loans Based upon Line 16 CSV							

(a) Indicate if blocks of business in run-off that comprise less than 5% of premiums and less than 5% of reserve and loans liability are aggregated with material blocks of business and which columns are affected.

ANNUAL STATEMENT FOR THE YEAR 2019 OF THE AMERICAN EQUITY INVESTMENT LIFE INSURANCE COMPANY
OF NEW YORK

ANALYSIS OF INCREASE IN RESERVES DURING THE YEAR - GROUP ANNUITIES (a)
(N/A Fraternal)

	1	Deferred				6	7
	Total	2 Fixed Annuities	3 Indexed Annuities	4 Variable Annuities with Guarantees	5 Variable Annuities without Guarantees	Life Contingent Payout (Immediate and Annuitizations)	Other Annuities
Involving Life or Disability Contingencies (Reserves) (Net of Reinsurance Ceded)							
1. Reserve December 31 of prior year							
2. Tabular net premiums or considerations							
3. Present value of disability claims incurredxxx	.xxx	.xxx	.xxx	.xxx	.xxx	.xxx
4. Tabular interest							
5. Tabular less actual reserve released							
6. Increase in reserve on account of change in valuation basis							
7. Other increases (net)							
8. Totals (Lines 1 to 7)							
9. Tabular cost							
10. Reserves released by deathxxx	.xxx	.xxx	.xxx	.xxx	.xxx	.xxx
11. Reserves released by other terminations (net)							
12. Annuity, supplementary contract and disability payments involving life contingencies							
13. Net transfers to or (from) Separate Accounts							
14. Total Deductions (Lines 9 to 13)							
15. Reserve December 31 of current year							
Cash Surrender Value and Policy Loans							
16. CSV Ending balance December 31, current year							
17. Amount Available for Policy Loans Based upon Line 16 CSV							

NONE

(a) Indicate if blocks of business in run-off that comprise less than 5% of premiums and less than 5% of reserve and loans liability are aggregated with material blocks of business and which columns are affected.

ANNUAL STATEMENT FOR THE YEAR 2019 OF THE AMERICAN EQUITY INVESTMENT LIFE INSURANCE COMPANY OF NEW YORK

EXHIBIT OF NET INVESTMENT INCOME

	1 Collected During Year	2 Earned During Year
1. U.S. Government bonds	(a) 20,603	20,588
1.1 Bonds exempt from U.S. tax	(a)	
1.2 Other bonds (unaffiliated)	(a) 9,382,045	9,120,062
1.3 Bonds of affiliates	(a)	
2.1 Preferred stocks (unaffiliated)	(b)	
2.11 Preferred stocks of affiliates	(b)	
2.2 Common stocks (unaffiliated)		
2.21 Common stocks of affiliates		
3. Mortgage loans	(c)	
4. Real estate	(d)	
5. Contract loans		
6. Cash, cash equivalents and short-term investments	(e) 59,748	65,420
7. Derivative instruments	(f)	
8. Other invested assets	176,286	176,286
9. Aggregate write-ins for investment income	(9)	(9)
10. Total gross investment income	9,638,673	9,382,347
11. Investment expenses		(g) 430,757
12. Investment taxes, licenses and fees, excluding federal income taxes		(g)
13. Interest expense		(h)
14. Depreciation on real estate and other invested assets		(i)
15. Aggregate write-ins for deductions from investment income		
16. Total deductions (Lines 11 through 15)		430,757
17. Net investment income (Line 10 minus Line 16)		8,951,590
DETAILS OF WRITE-INS		
0901. Miscellaneous Interest Income	(9)	(9)
0902.		
0903.		
0998. Summary of remaining write-ins for Line 9 from overflow page		
0999. Totals (Lines 0901 thru 0903 plus 0998) (Line 9, above)	(9)	(9)
1501.		
1502.		
1503.		
1598. Summary of remaining write-ins for Line 15 from overflow page		
1599. Totals (Lines 1501 thru 1503 plus 1598) (Line 15, above)		

- (a) Includes \$ 275,445 accrual of discount less \$ 644,015 amortization of premium and less \$ 137,443 paid for accrued interest on purchases.
- (b) Includes \$ accrual of discount less \$ amortization of premium and less \$ paid for accrued dividends on purchases.
- (c) Includes \$ accrual of discount less \$ amortization of premium and less \$ paid for accrued interest on purchases.
- (d) Includes \$ for company's occupancy of its own buildings; and excludes \$ interest on encumbrances.
- (e) Includes \$ accrual of discount less \$ amortization of premium and less \$ paid for accrued interest on purchases.
- (f) Includes \$ accrual of discount less \$ amortization of premium.
- (g) Includes \$ investment expenses and \$ investment taxes, licenses and fees, excluding federal income taxes, attributable to segregated and Separate Accounts.
- (h) Includes \$ interest on surplus notes and \$ interest on capital notes.
- (i) Includes \$ depreciation on real estate and \$ depreciation on other invested assets.

EXHIBIT OF CAPITAL GAINS (LOSSES)

	1	2	3	4	5
	Realized Gain (Loss) On Sales or Maturity	Other Realized Adjustments	Total Realized Capital Gain (Loss) (Columns 1 + 2)	Change in Unrealized Capital Gain (Loss)	Change in Unrealized Foreign Exchange Capital Gain (Loss)
1. U.S. Government bonds					
1.1 Bonds exempt from U.S. tax					
1.2 Other bonds (unaffiliated)	193,328	(116,785)	76,543		
1.3 Bonds of affiliates					
2.1 Preferred stocks (unaffiliated)					
2.11 Preferred stocks of affiliates					
2.2 Common stocks (unaffiliated)					
2.21 Common stocks of affiliates					
3. Mortgage loans					
4. Real estate					
5. Contract loans					
6. Cash, cash equivalents and short-term investments					
7. Derivative instruments					
8. Other invested assets					
9. Aggregate write-ins for capital gains (losses)					
10. Total capital gains (losses)	193,328	(116,785)	76,543		
DETAILS OF WRITE-INS					
0901.					
0902.					
0903.					
0998. Summary of remaining write-ins for Line 9 from overflow page					
0999. Totals (Lines 0901 thru 0903 plus 0998) (Line 9, above)					

ANNUAL STATEMENT FOR THE YEAR 2019 OF THE AMERICAN EQUITY INVESTMENT LIFE INSURANCE COMPANY
OF NEW YORK

EXHIBIT - 1 PART 1 - PREMIUMS AND ANNUITY CONSIDERATIONS FOR LIFE AND ACCIDENT AND HEALTH CONTRACTS

	Insurance											
	1 Total	2 Industrial Life	Ordinary		5 Credit Life (Group and Individual)	Group		Accident and Health			11 Aggregate of All Other Lines of Business	12 Fraternal (Fraternal Benefit Societies Only)
			3 Life Insurance	4 Individual Annuities		6 Life Insurance	7 Annuities	8 Group	9 Credit (Group and Individual)	10 Other		
FIRST YEAR (other than single)												
1. Uncollected												
2. Deferred and accrued												
3. Deferred, accrued and uncollected:												
3.1 Direct												
3.2 Reinsurance assumed												
3.3 Reinsurance ceded												
3.4 Net (Line 1 + Line 2)												
4. Advance												
5. Line 3.4 - Line 4												
6. Collected during year:												
6.1 Direct	1,508,149			1,508,149								
6.2 Reinsurance assumed												
6.3 Reinsurance ceded												
6.4 Net	1,508,149			1,508,149								
7. Line 5 + Line 6.4	1,508,149			1,508,149								
8. Prior year (uncollected + deferred and accrued - advance)												
9. First year premiums and considerations:												
9.1 Direct	1,508,149			1,508,149								
9.2 Reinsurance assumed												
9.3 Reinsurance ceded												
9.4 Net (Line 7 - Line 8)	1,508,149			1,508,149								
SINGLE												
10. Single premiums and considerations:												
10.1 Direct												
10.2 Reinsurance assumed												
10.3 Reinsurance ceded												
10.4 Net												
RENEWAL												
11. Uncollected												
12. Deferred and accrued												
13. Deferred, accrued and uncollected:												
13.1 Direct												
13.2 Reinsurance assumed												
13.3 Reinsurance ceded												
13.4 Net (Line 11 + Line 12)												
14. Advance												
15. Line 13.4 - Line 14												
16. Collected during year:												
16.1 Direct	106,310			106,310								
16.2 Reinsurance assumed												
16.3 Reinsurance ceded												
16.4 Net	106,310			106,310								
17. Line 15 + Line 16.4	106,310			106,310								
18. Prior year (uncollected + deferred and accrued - advance)												
19. Renewal premiums and considerations:												
19.1 Direct	106,310			106,310								
19.2 Reinsurance assumed												
19.3 Reinsurance ceded												
19.4 Net (Line 17 - Line 18)	106,310			106,310								
TOTAL												
20. Total premiums and annuity considerations:												
20.1 Direct	1,614,459			1,614,459								
20.2 Reinsurance assumed												
20.3 Reinsurance ceded												
20.4 Net (Lines 9.4 + 10.4 + 19.4)	1,614,459			1,614,459								

ANNUAL STATEMENT FOR THE YEAR 2019 OF THE AMERICAN EQUITY INVESTMENT LIFE INSURANCE COMPANY
OF NEW YORK

**EXHIBIT - 1 PART 2 - POLICYHOLDERS' DIVIDENDS, REFUNDS TO MEMBERS AND COUPONS APPLIED, REINSURANCE COMMISSIONS AND
EXPENSE ALLOWANCES AND COMMISSIONS INCURRED (Direct Business Only)**

	Insurance											
	1 Total	2 Industrial Life	3 Ordinary		5 Credit Life (Group and Individual)	6 Group		8 Accident and Health			11 Aggregate of All Other Lines of Business	12 Fraternal (Fraternal Benefit Societies Only)
			4 Life Insurance	Individual Annuities		7 Life Insurance	7 Annuities	9 Group	9 Credit (Group and Individual)	10 Other		
POLICYHOLDERS' DIVIDENDS, REFUNDS TO MEMBERS AND COUPONS APPLIED (included in Part 1)												
21. To pay renewal premiums												
22. All other												
REINSURANCE COMMISSIONS AND EXPENSE ALLOWANCES INCURRED												
23. First year (other than single):												
23.1 Reinsurance ceded												
23.2 Reinsurance assumed												
23.3 Net ceded less assumed												
24. Single:												
24.1 Reinsurance ceded												
24.2 Reinsurance assumed												
24.3 Net ceded less assumed												
25. Renewal:												
25.1 Reinsurance ceded												
25.2 Reinsurance assumed												
25.3 Net ceded less assumed												
26. Totals:												
26.1 Reinsurance ceded (Page 6, Line 6)												
26.2 Reinsurance assumed (Page 6, Line 22)												
26.3 Net ceded less assumed												
COMMISSIONS INCURRED (direct business only)												
27. First year (other than single)	50,722			50,722								
28. Single												
29. Renewal												
30. Deposit-type contract funds												
31. Totals (to agree with Page 6, Line 21)	50,722			50,722								

ANNUAL STATEMENT FOR THE YEAR 2019 OF THE AMERICAN EQUITY INVESTMENT LIFE INSURANCE COMPANY OF NEW YORK

EXHIBIT 2 - GENERAL EXPENSES

	Insurance				5 Investment	6 Fraternal	7 Total
	1 Life	Accident and Health		4 All Other Lines of Business			
		2 Cost Containment	3 All Other				
1. Rent	33,183						33,183
2. Salaries and wages	48,000						48,000
3.11 Contributions for benefit plans for employees	16,504						16,504
3.12 Contributions for benefit plans for agents							
3.21 Payments to employees under non-funded benefit plans							
3.22 Payments to agents under non-funded benefit plans							
3.31 Other employee welfare	271						271
3.32 Other agent welfare							
4.1 Legal fees and expenses							
4.2 Medical examination fees							
4.3 Inspection report fees							
4.4 Fees of public accountants and consulting actuaries	107,776						107,776
4.5 Expense of investigation and settlement of policy claims							
5.1 Traveling expenses	47,142						47,142
5.2 Advertising							
5.3 Postage, express, telegraph and telephone	9,604						9,604
5.4 Printing and stationery	17,789						17,789
5.5 Cost or depreciation of furniture and equipment							
5.6 Rental of equipment							
5.7 Cost or depreciation of EDP equipment and software	5,377						5,377
6.1 Books and periodicals							
6.2 Bureau and association fees	24,850						24,850
6.3 Insurance, except on real estate	1,100						1,100
6.4 Miscellaneous losses							
6.5 Collection and bank service charges	3,692						3,692
6.6 Sundry general expenses	(1,727)						(1,727)
6.7 Group service and administration fees	224,762						224,762
6.8 Reimbursements by uninsured plans							
7.1 Agency expense allowance							
7.2 Agents' balances charged off (less \$ recovered)							
7.3 Agency conferences other than local meetings							
8.1 Official publication (Fraternal Benefit Societies Only)	XXX	XXX	XXX	XXX	XXX		
8.2 Expense of supreme lodge meetings (Fraternal Benefit Societies Only)	XXX	XXX	XXX	XXX	XXX		
9.1 Real estate expenses							
9.2 Investment expenses not included elsewhere					430,757		430,757
9.3 Aggregate write-ins for expenses							
10. General expenses incurred	538,323				430,757	(b)	(a) 969,080
11. General expenses unpaid Dec. 31, prior year	39,528						39,528
12. General expenses unpaid Dec. 31, current year	26,519						26,519
13. Amounts receivable relating to uninsured plans, prior year							
14. Amounts receivable relating to uninsured plans, current year							
15. General expenses paid during year (Lines 10+11-12-13+14)	551,332				430,757		982,089
DETAILS OF WRITE-INS							
09.301.							
09.302.							
09.303.							
09.398. Summary of remaining write-ins for Line 9.3 from overflow page							
09.399. Totals (Lines 09.301 thru 09.303 plus 09.398) (Line 9.3 above)							

(a) Includes management fees of \$ 421,588 to affiliates and \$ to non-affiliates.

(b) Show the distribution of this amount in the following categories (Fraternal Benefit Societies Only):

1. Charitable \$; 2. Institutional \$; 3. Recreational and Health \$; 4. Educational \$;
5. Religious \$; 6. Membership \$; 7. Other \$; 8. Total \$

EXHIBIT 3 - TAXES, LICENSES AND FEES (EXCLUDING FEDERAL INCOME TAXES)

	Insurance			4 Investment	5 Fraternal	6 Total
	1 Life	2 Accident and Health	3 All Other Lines of Business			
1. Real estate taxes						
2. State insurance department licenses and fees	113,989					113,989
3. State taxes on premiums						
4. Other state taxes, including \$ for employee benefits	104					104
5. U.S. Social Security taxes	3,449					3,449
6. All other taxes	2,815					2,815
7. Taxes, licenses and fees incurred	120,356					120,356
8. Taxes, licenses and fees unpaid Dec. 31, prior year						
9. Taxes, licenses and fees unpaid Dec. 31, current year	48,480					48,480
10. Taxes, licenses and fees paid during year (Lines 7 + 8 - 9)	71,876					71,876

EXHIBIT 4 - DIVIDENDS OR REFUNDS

	1 Life	2 Accident and Health
	1. Applied to pay renewal premiums	
2. Applied to shorten the endowment or premium-paying period		
3. Applied to provide paid-up additions		
4. Applied to provide paid-up annuities		
5. Total Lines 1 through 4		
6. Paid in cash		
7. Left on deposit		
8. Aggregate write-ins for dividend or refund options		
9. Total Lines 5 through 8		
10. Amount due and unpaid		
11. Provision for dividends or refunds payable in the following calendar year		
12. Terminal dividends		
13. Provision for deferred dividend contracts		
14. Amount provisionally held for deferred dividend contracts not included in Line 13		
15. Total Lines 10 through 14		
16. Total from prior year		
17. Total dividends or refunds (Lines 9 + 15 - 16)		
DETAILS OF WRITE-INS		
0801.		
0802.		
0803.		
0898. Summary of remaining write-ins for Line 8 from overflow page		
0899. Totals (Lines 0801 thru 0803 plus 0898) (Line 8 above)		

NONE

EXHIBIT 5 - INTERROGATORIES

- 1.1 Has the reporting entity ever issued both participating and non-participating contracts?..... Yes [] No [X]
- 1.2 If not, state which kind is issued.
NON-PARTICIPATING Yes [] No [X]
- 2.1 Does the reporting entity at present issue both participating and non-participating contracts?..... Yes [] No [X]
- 2.2 If not, state which kind is issued.
NON-PARTICIPATING Yes [X] No []
- 3. Does the reporting entity at present issue or have in force contracts that contain non-guaranteed elements?..... Yes [X] No []
If so, attach a statement that contains the determination procedures, answers to the interrogatories and an actuarial opinion as described in the instructions.
- 4. Has the reporting entity any assessment or stipulated premium contracts in force? Yes [] No [X]
If so, state:
4.1 Amount of insurance? \$
4.2 Amount of reserve? \$
4.3 Basis of reserve:
.....
4.4 Basis of regular assessments:
.....
4.5 Basis of special assessments:
.....
4.6 Assessments collected during the year \$
- 5. If the contract loan interest rate guaranteed in any one or more of its currently issued contracts is less than 5%, not in advance, state the contract loan rate guarantees on any such contracts.
.....
- 6. Does the reporting entity hold reserves for any annuity contracts that are less than the reserves that would be held on a standard basis? Yes [] No [X]
6.1 If so, state the amount of reserve on such contracts on the basis actually held:..... \$
6.2 That would have been held (on an exact or approximate basis) using the actual ages of the annuitants; the interest rate(s) used in 6.1; and the same mortality basis used by the reporting entity for the valuation of comparable annuity benefits issued to standard lives. If the reporting entity has no comparable annuity benefits for standard lives to be valued, the mortality basis shall be the table most recently approved by the state of domicile for valuing individual annuity benefits: \$
Attach statement of methods employed in their valuation.
- 7. Does the reporting entity have any Synthetic GIC contracts or agreements in effect as of December 31 of the current year? Yes [] No [X]
7.1 If yes, state the total dollar amount of assets covered by these contracts or agreements \$
7.2 Specify the basis (fair value, amortized cost, etc.) for determining the amount:
.....
7.3 State the amount of reserves established for this business: \$
7.4 Identify where the reserves are reported in the blank:
.....
- 8. Does the reporting entity have any Contingent Deferred Annuity contracts or agreements in effect as of December 31 of the current year? Yes [] No [X]
8.1 If yes, state the total dollar amount of account value covered by these contracts or agreements: \$
8.2 State the amount of reserves established for this business: \$
8.3 Identify where the reserves are reported in the blank:
.....
- 9. Does the reporting entity have any Guaranteed Lifetime Income Benefit contracts, agreements or riders in effect as of December 31 of the current year? Yes [] No [X]
9.1 If yes, state the total dollar amount of any account value associated with these contracts, agreements or riders: \$
9.2 State the amount of reserves established for this business: \$
9.3 Identify where the reserves are reported in the blank:
.....

EXHIBIT 5A - CHANGES IN BASES OF VALUATION DURING THE YEAR

1	Valuation Basis		4
Description of Valuation Class	2 Changed From	3 Changed To	Increase in Actuarial Reserve Due to Change
NONE			
9999999 - Total (Column 4, only)			

ANNUAL STATEMENT FOR THE YEAR 2019 OF THE AMERICAN EQUITY INVESTMENT LIFE INSURANCE COMPANY
OF NEW YORK

EXHIBIT 6 - AGGREGATE RESERVES FOR ACCIDENT AND HEALTH CONTRACTS ^(a)

	1 Total	Comprehensive		4 Medicare Supplement	5 Vision Only	6 Dental Only	7 Federal Employees Health Benefits Plan	8 Title XVIII Medicare	9 Title XIX Medicaid	10 Credit A&H	11 Disability Income	12 Long-Term Care	13 Other Health
		2 Individual	3 Group										
ACTIVE LIFE RESERVE													
1. Unearned premium reserves													
2. Additional contract reserves (b)													
3. Additional actuarial reserves-Asset/Liability analysis													
4. Reserve for future contingent benefits													
5. Reserve for rate credits													
6. Aggregate write-ins for reserves													
7. Totals (Gross)													
8. Reinsurance ceded													
9. Totals (Net)													
CLAIM RESERVE													
10. Present value of amounts not yet due on claims													
11. Additional actuarial reserves-Asset/Liability analysis													
12. Reserve for future contingent benefits													
13. Aggregate write-ins for reserves													
14. Totals (Gross)													
15. Reinsurance ceded													
16. Totals (Net)													
17. TOTAL (Net)													
18. TABULAR FUND INTEREST													
DETAILS OF WRITE-INS													
0601.													
0602.													
0603.													
0698. Summary of remaining write-ins for Line 6 from overflow page													
0699. TOTALS (Lines 0601 thru 0603 plus 0698) (Line 6 above)													
1301.													
1302.													
1303.													
1398. Summary of remaining write-ins for Line 13 from overflow page													
1399. TOTALS (Lines 1301 thru 1303 plus 1398) (Line 13 above)													

NONE

(a) Indicate if blocks of business in run-off that comprise less than 5% of premiums and less than 5% of reserve and loans liability are aggregated with material blocks of business and which columns are affected.

(b) Attach statement as to valuation standard used in calculating this reserve, specifying reserve bases, interest rates and methods.

ANNUAL STATEMENT FOR THE YEAR 2019 OF THE AMERICAN EQUITY INVESTMENT LIFE INSURANCE COMPANY
OF NEW YORK

EXHIBIT 7 - DEPOSIT TYPE CONTRACTS

	1	2	3	4	5	6
	Total	Guaranteed Interest Contracts	Annuities Certain	Supplemental Contracts	Dividend Accumulations or Refunds	Premium and Other Deposit Funds
1. Balance at the beginning of the year before reinsurance	1,059,852		833,925	225,927		
2. Deposits received during the year	37,265			37,265		
3. Investment earnings credited to the account	36,371		28,053	8,318		
4. Other net change in reserves	4,148		3,601	547		
5. Fees and other charges assessed						
6. Surrender charges						
7. Net surrender or withdrawal payments	306,871		244,641	62,230		
8. Other net transfers to or (from) Separate Accounts						
9. Balance at the end of current year before reinsurance (Lines 1+2+3+4-5-6-7-8)	830,765		620,938	209,827		
10. Reinsurance balance at the beginning of the year						
11. Net change in reinsurance assumed						
12. Net change in reinsurance ceded						
13. Reinsurance balance at the end of the year (Lines 10+11-12)						
14. Net balance at the end of current year after reinsurance (Lines 9 + 13)	830,765		620,938	209,827		

ANNUAL STATEMENT FOR THE YEAR 2019 OF THE AMERICAN EQUITY INVESTMENT LIFE INSURANCE COMPANY
OF NEW YORK

EXHIBIT 8 - CLAIMS FOR LIFE AND ACCIDENT AND HEALTH CONTRACTS

PART 1 - Liability End of Current Year

	1 Total	2 Industrial Life	Ordinary			6 Credit Life (Group and Individual)	Group		Accident and Health		
			3 Life Insurance	4 Individual Annuities	5 Supplementary Contracts		7 Life Insurance	8 Annuities	9 Group	10 Credit (Group and Individual)	11 Other
1. Due and unpaid:											
1.1 Direct											
1.2 Reinsurance assumed											
1.3 Reinsurance ceded											
1.4 Net											
2. In course of settlement:											
2.1 Resisted											
2.11 Direct											
2.12 Reinsurance assumed											
2.13 Reinsurance ceded											
2.14 Net			(b)	(b)		(b)	(b)				
2.2 Other											
2.21 Direct	33,776			33,776							
2.22 Reinsurance assumed											
2.23 Reinsurance ceded											
2.24 Net	33,776		(b)	33,776		(b)	(b)		(b)	(b)	(b)
3. Incurred but unreported:											
3.1 Direct											
3.2 Reinsurance assumed											
3.3 Reinsurance ceded											
3.4 Net			(b)	(b)		(b)	(b)		(b)	(b)	(b)
4. TOTALS											
4.1 Direct	33,776			33,776							
4.2 Reinsurance assumed											
4.3 Reinsurance ceded											
4.4 Net	33,776	(a)	(a)	33,776		(a)	(a)				

(a) Including matured endowments (but not guaranteed annual pure endowments) unpaid amounting to \$ in Column 2, \$ in Column 3 and \$ in Column 7.

(b) Include only portion of disability and accident and health claim liabilities applicable to assumed "accrued" benefits. Reserves (including reinsurance assumed and net of reinsurance ceded) for unaccrued benefits for Ordinary Life Insurance \$ Individual Annuities \$, Credit Life (Group and Individual) \$, and Group Life \$, are included in Page 3, Line 1, (See Exhibit 5, Section on Disability Disabled Lives); and for Group Accident and Health \$ Credit (Group and Individual) Accident and Health \$, and Other Accident and Health \$ are included in Page 3, Line 2 (See Exhibit 6, Claim Reserve).

ANNUAL STATEMENT FOR THE YEAR 2019 OF THE AMERICAN EQUITY INVESTMENT LIFE INSURANCE COMPANY
OF NEW YORK

EXHIBIT 8 - CLAIMS FOR LIFE AND ACCIDENT AND HEALTH CONTRACTS

PART 2 - Incurred During the Year

	1 Total	2 Industrial Life (a)	Ordinary			6 Credit Life (Group and Individual)	Group		Accident and Health		
			3 Life Insurance (b)	4 Individual Annuities	5 Supplementary Contracts		7 Life Insurance (c)	8 Annuities	9 Group	10 Credit (Group and Individual)	11 Other
1. Settlements During the Year:											
1.1 Direct	1,604,397			1,418,977	185,421						
1.2 Reinsurance assumed											
1.3 Reinsurance ceded											
1.4 Net	(d) 1,604,397			1,418,977	185,421						
2. Liability December 31, current year from Part 1:											
2.1 Direct	33,776			33,776							
2.2 Reinsurance assumed											
2.3 Reinsurance ceded											
2.4 Net	33,776			33,776							
3. Amounts recoverable from reinsurers December 31, current year											
4. Liability December 31, prior year:											
4.1 Direct	66,815			66,815							
4.2 Reinsurance assumed											
4.3 Reinsurance ceded											
4.4 Net	66,815			66,815							
5. Amounts recoverable from reinsurers December 31, prior year											
6. Incurred Benefits											
6.1 Direct	1,571,358			1,385,938	185,421						
6.2 Reinsurance assumed											
6.3 Reinsurance ceded											
6.4 Net	1,571,358			1,385,938	185,421						

- (a) Including matured endowments (but not guaranteed annual pure endowments) amounting to \$ in Line 1.1, \$ in Line 1.4.
\$ in Line 6.1, and \$ in Line 6.4.
- (b) Including matured endowments (but not guaranteed annual pure endowments) amounting to \$ in Line 1.1, \$ in Line 1.4.
\$ in Line 6.1, and \$ in Line 6.4.
- (c) Including matured endowments (but not guaranteed annual pure endowments) amounting to \$ in Line 1.1, \$ in Line 1.4.
\$ in Line 6.1, and \$ in Line 6.4.
- (d) Includes \$ premiums waived under total and permanent disability benefits.

ANNUAL STATEMENT FOR THE YEAR 2019 OF THE AMERICAN EQUITY INVESTMENT LIFE INSURANCE COMPANY
OF NEW YORK

EXHIBIT OF NON-ADMITTED ASSETS

	1	2	3
	Current Year Total Nonadmitted Assets	Prior Year Total Nonadmitted Assets	Change in Total Nonadmitted Assets (Col. 2 - Col. 1)
1. Bonds (Schedule D)			
2. Stocks (Schedule D):			
2.1 Preferred stocks			
2.2 Common stocks			
3. Mortgage loans on real estate (Schedule B):			
3.1 First liens			
3.2 Other than first liens.....			
4. Real estate (Schedule A):			
4.1 Properties occupied by the company			
4.2 Properties held for the production of income.....			
4.3 Properties held for sale			
5. Cash (Schedule E - Part 1), cash equivalents (Schedule E - Part 2) and short-term investments (Schedule DA)			
6. Contract loans			
7. Derivatives (Schedule DB)			
8. Other invested assets (Schedule BA)			
9. Receivables for securities			
10. Securities lending reinvested collateral assets (Schedule DL)			
11. Aggregate write-ins for invested assets			
12. Subtotals, cash and invested assets (Lines 1 to 11)			
13. Title plants (for Title insurers only)			
14. Investment income due and accrued			
15. Premiums and considerations:			
15.1 Uncollected premiums and agents' balances in the course of collection			
15.2 Deferred premiums, agents' balances and installments booked but deferred and not yet due .			
15.3 Accrued retrospective premiums and contracts subject to redetermination			
16. Reinsurance:			
16.1 Amounts recoverable from reinsurers			
16.2 Funds held by or deposited with reinsured companies			
16.3 Other amounts receivable under reinsurance contracts			
17. Amounts receivable relating to uninsured plans			
18.1 Current federal and foreign income tax recoverable and interest thereon			
18.2 Net deferred tax asset	1,690,681	1,694,871	4,190
19. Guaranty funds receivable or on deposit			
20. Electronic data processing equipment and software			
21. Furniture and equipment, including health care delivery assets			
22. Net adjustment in assets and liabilities due to foreign exchange rates			
23. Receivables from parent, subsidiaries and affiliates			
24. Health care and other amounts receivable			
25. Aggregate write-ins for other than invested assets	14,850	14,250	(600)
26. Total assets excluding Separate Accounts, Segregated Accounts and Protected Cell Accounts (Lines 12 to 25)	1,705,531	1,709,121	3,590
27. From Separate Accounts, Segregated Accounts and Protected Cell Accounts			
28. Total (Lines 26 and 27)	1,705,531	1,709,121	3,590
DETAILS OF WRITE-INS			
1101.			
1102.			
1103.			
1198. Summary of remaining write-ins for Line 11 from overflow page			
1199. Totals (Lines 1101 thru 1103 plus 1198)(Line 11 above)			
2501. PREPAID ASSETS	14,850	14,250	(600)
2502.			
2503.			
2598. Summary of remaining write-ins for Line 25 from overflow page			
2599. Totals (Lines 2501 thru 2503 plus 2598)(Line 25 above)	14,850	14,250	(600)

NOTES TO FINANCIAL STATEMENTS

1 - SUMMARY OF SIGNIFICANT ACCOUNTING POLICIES AND GOING CONCERN:

A. Accounting Practices

The financial statements of American Equity Investment Life Insurance Company of New York (“the Company”) are presented on the basis of accounting practices prescribed or permitted by the New York State Insurance Department (the “Insurance Department”).

The Insurance Department recognizes only statutory accounting practices prescribed or permitted by the State of New York for determining and reporting the financial condition and results of operations of an insurance company and for determining its solvency under New York Insurance Law. The National Association of Insurance Commissioners’ (“NAIC”) *Accounting Practices and Procedures Manual* (“NAIC SAP”) has been adopted as a component of prescribed or permitted practices by the Insurance Department. There are no differences between accounting practices prescribed or permitted by the Insurance Department and NAIC SAP that materially impact the Company.

A reconciliation of the Company’s net income and capital and surplus between NAIC SAP and practices prescribed and permitted by the Insurance Department is shown below:

<u>NET INCOME</u>	<u>SSAP</u>	<u>F/S Page</u>	<u>F/S Line #</u>	<u>December 31, 2019</u>	<u>December 31, 2018</u>
Net income, New York basis				\$ 2,788,624	\$ 2,422,552
State Prescribed Practices that increase/(decrease) NAIC SAP:				—	—
State Permitted Practices that increase/(decrease) NAIC SAP:				—	—
Net income, NAIC SAP				<u>\$ 2,788,624</u>	<u>\$ 2,422,552</u>
 <u>SURPLUS</u>					
Statutory surplus, New York basis				\$ 40,261,570	\$ 37,437,813
State Prescribed Practices that increase/(decrease) NAIC SAP:				—	—
State Permitted Practices that increase/(decrease) NAIC SAP:				—	—
Statutory surplus, NAIC SAP				<u>\$ 40,261,570</u>	<u>\$ 37,437,813</u>

B. Use of Estimates in the Preparation of the Financial Statements

The preparation of financial statements in conformity with Statutory Accounting Principles requires management to make certain estimates that affect the reported assets and liabilities, including reporting or disclosure of contingent assets and liabilities as of the date of the financial statements and the reported amounts of revenues and expenses during the reporting period. Future events, including changes in interest rates and asset valuations, could cause actual results to differ in the near term from the estimates used in the financial statements.

The most significant estimates include those used in determining policy reserves, impairment losses on investments and federal income taxes. Although some variability is inherent in these estimates, the recorded amounts reflect management’s best estimates based on facts and circumstances as of the date of the financial statements. Management believes the amounts provided are appropriate.

C. Accounting Policy

The company uses the following accounting policies:

1. The Company considers all highly liquid debt instruments purchased with a maturity of twelve months or less to be short-term investments and are stated at amortized cost.
2. Investments in bonds rated NAIC 1-5 (including loan-backed securities), are reported at cost adjusted for amortization of premiums or discounts. Bonds with NAIC 6 ratings are reported at the lower of amortized cost or fair value. Amortization is computed using methods which result in a level yield over the life of the security. The Company reviews its prepayment assumptions on mortgage and other asset-backed securities at regular intervals and adjusts amortization rates retrospectively when such assumptions are changed due to

NOTES TO FINANCIAL STATEMENTS

experience and/or expected future patterns. Other admitted assets are valued principally at cost as required or permitted by New York insurance laws.

Realized capital gains and losses are recorded on the trade date and determined on the basis of specific identification and are recorded net of related federal income taxes and amounts transferred to the Interest Maintenance Reserve (“IMR”). Under a formula prescribed by the NAIC, the Company defers, in the IMR, the portion of realized gains and losses on sales of fixed income investments, principally bonds, attributable to changes in the general level of interest rates and amortizes those deferrals over the remaining period to maturity of the security. The Asset Valuation Reserve (“AVR”) is established by the Company to provide for anticipated losses in the event of default by issuers of certain invested assets. The AVR is determined using a formula that is intended to establish a reserve to offset potential credit-related investment losses.

The carrying values of all investments are reviewed on an ongoing basis for credit deterioration. An other-than-temporary impairment shall be considered to have occurred if it is probable that the reporting entity will be unable to collect all amounts due according to the contractual terms of a debt security in effect at the date of acquisition. If this review indicates a decline in fair value that is other than temporary, the carrying amount of the investment, other than loan-backed and structured securities, is reduced to its fair value and a specific other than temporary impairment is taken. A decline in fair value which is other than temporary includes situations where the Company has made a decision to sell a security prior to its maturity at an amount below its carrying value. Such reductions in carrying values are recognized as realized losses on investments.

3. The Company has no investments in common stock.
4. The Company has no investments in preferred stock.
5. The Company has no investments in mortgage loans.
6. If the fair value of a loan-backed or structured security is less than its amortized cost at the reporting date, the Company assesses whether the impairment is other than temporary. If the Company intends to sell the loan-backed or structured security, an other than temporary impairment is considered to have occurred and a loss is recognized through earnings in an amount equal to the excess of amortized cost over fair value at the reporting date.

If the Company does not intend to sell the loan-backed or structured security, the Company assesses whether it has the intent and ability to retain the investment in the security for a period of time sufficient to recover the amortized cost. If the Company does not have the intent and ability to retain the investment for the time sufficient to recover the amortized cost, an other than temporary impairment is considered to have occurred and a loss is recognized through earnings in an amount equal to the excess of amortized cost over fair value at the reporting date.

If the Company does not expect to recover the amortized cost basis of the security, it is unable to assert that it will recover its amortized cost even if it does not intend to sell the security and the entity has the intent and ability hold such security. Therefore, in those situations, an other than temporary impairment is considered to have occurred and a loss is recognized in an amount equal to the excess of amortized cost over the present value of cash flows expected to be collected, discounted at the loan-backed or structured security’s effective interest rate.

Interest income is recognized on an accrual basis. Dividend income is recognized when declared. The Company does not accrue income on bonds in default which are delinquent more than twelve months. Further, income is not accrued when collection is uncertain.

7. The Company has no investments in subsidiaries, controlled or affiliated companies.
8. The Company has no ownership interests in joint ventures, partnerships, and limited liability companies.
9. The Company has no investments in derivatives.
10. The premium deficiency calculation does not apply to the Company.
11. The Company does not have liabilities for losses and loss/claim adjustment expense for accident and health contracts.
12. No material changes were made to the capitalization policy during 2019.

NOTES TO FINANCIAL STATEMENTS

13. The Company did not have any pharmaceutical rebate receivables as of December 31, 2019.

D. Going Concern

The Company's management has evaluated its ability to continue as a going concern and does not have substantial doubt the entity will continue as a going concern.

2 - ACCOUNTING CHANGES AND CORRECTIONS OF ERRORS:

The Company had no material changes in accounting principles or correction of errors to report for the year ended December 31, 2019.

3 - BUSINESS COMBINATIONS AND GOODWILL:

A. Statutory Purchase Method

During 2019, the Company did not have any business combinations taking the form of a statutory purchase.

B. Statutory Mergers

During 2019, the Company did not have any business combinations taking the form of a statutory merger.

C. Assumption Reinsurance

As of December 31, 2019, the Company did not have goodwill resulting from assumption reinsurance.

D. Impairment Losses

As of December 31, 2019, the Company did not have any impaired assets related to business combinations or goodwill.

4 - DISCONTINUED OPERATIONS:

The Company did not have any discontinued operations during 2019.

5 - INVESTMENTS:

A. Mortgage Loans, including Mezzanine Real Estate Loans

The Company did not hold any mortgage loans during 2019.

B. Debt Restructuring

The Company did not have any troubled debt restructuring during 2019.

C. Reverse Mortgages

The Company did not have any reverse mortgages as of December 31, 2019.

D. Loan-Backed Securities

1. Prepayment assumptions for loan-backed securities were obtained from third party rating agencies and/or third party loan servicers.
2. For the year ended December 31, 2019, the Company did not recognize other than temporary impairments ("OTTI") on the basis of intent to sell and on the basis of the inability or lack of intent to retain the investment in the security for a period of time sufficient to recover the amortized cost basis.
3. The Company did not have any loan-backed securities for which the present value of cash flows expected to be collected was less than the amortized cost, and as a result no OTTI was recorded during the year ended December 31, 2019.

NOTES TO FINANCIAL STATEMENTS

4. For loan-backed and structured securities with unrealized losses as of December 31, 2019, the gross unrealized losses and fair value, aggregated by length of time that individual securities have been in a continuous unrealized loss position are summarized as follows:

a. Aggregate amount of unrealized loss:		
Less than 12 months	\$	38,445
12 months or longer	\$	607,481
b. Aggregate related fair value of securities with unrealized losses:		
Less than 12 months	\$	6,992,555
12 months or longer	\$	11,074,237

5. At December 31, 2019 the Company had no exposure to subprime loan-backed securities.

E. Dollar Repurchase Agreements and/or Securities Lending Transactions

1. None
2. There were no assets pledged as collateral as of December 31, 2019.
3. The Company has not pledged as collateral any assets as part of a repurchase agreement or securities lending transaction as of December 31, 2019.
4. The Company has no securities lending agreements as of December 31, 2019.
5. The Company does not have any securities lending or repurchase agreements open as of December 31, 2019.
6. There was no collateral received as of December 31, 2019.
7. None

F. Repurchase Agreements Transactions Accounted for as Secured Borrowing

The Company did not have any repurchase agreements transactions accounted for as secured borrowing as of December 31, 2019.

G. Reverse Repurchase Agreements Transactions Accounted for as Secured Borrowing

The Company did not have any reverse repurchase agreements transactions accounted for as secured borrowing as of December 31, 2019.

H. Repurchase Agreements Transactions Accounted for as a Sale

The Company did not have any repurchase agreements transactions accounted for as a sale as of December 31, 2019.

I. Reverse Repurchase Agreements Transactions Accounted for as a Sale

The Company did not have any reverse repurchase agreements transactions accounted for as a sale as of December 31, 2019.

J. Real Estate

The Company did not have any investments in real estate as of December 31, 2019.

K. Low Income Housing Credits

The Company did not have any investments in low-income housing tax credits as of December 31, 2019.

NOTES TO FINANCIAL STATEMENTS

L. Restricted Assets

1. Restricted Assets (including Pledged)

Restricted Asset Category		Gross Restricted				
		Current Year				
		1	2	3	4	5
		Total General Account (G/A)	G/A Supporting S/A Activity (a)	Total Separate Account (S/A) Restricted Assets	S/A Assets Supporting G/A Activity (b)	Total (1 plus 3)
a.	Subject to contractual obligation for which liability is not shown	\$ —	\$ —	\$ —	\$ —	\$ —
b.	Collateral held under security lending agreements	—	—	—	—	—
c.	Subject to repurchase agreements	—	—	—	—	—
d.	Subject to reverse repurchase agreement	—	—	—	—	—
e.	Subject to dollar repurchase agreements	—	—	—	—	—
f.	Subject to dollar reverse repurchase agreements	—	—	—	—	—
g.	Placed under option contracts	—	—	—	—	—
h.	Letter stock or securities restricted as to sale	—	—	—	—	—
i.	FHLB capital stock	—	—	—	—	—
j.	On deposit with states	404,555	—	—	—	404,555
k.	On deposit with other regulatory bodies	—	—	—	—	—
l.	Pledged collateral to FHLB	—	—	—	—	—
m.	Pledged as collateral not captured in other categories	—	—	—	—	—
n.	Other restricted assets	—	—	—	—	—
o.	Total Restricted Assets	\$ 404,555	\$ —	\$ —	\$ —	\$ 404,555

NOTES TO FINANCIAL STATEMENTS

Restricted Asset Category		Gross Restricted		Current Year			
		6	7	8	9	Percentage	
		Total From Prior Year	Increase / (Decrease) (5-6)	Total Nonadmitted Restricted	Total Admitted Restricted (5-8)	10	11
						Gross (Admitted & Nonadmitted) Restricted to Total Assets	Admitted Restricted to Total Admitted Assets
a.	Subject to contractual obligation for which liability is not shown	\$ —	\$ —	\$ —	\$ —	—%	—%
b.	Collateral held under security lending agreements	—	—	—	—	—%	—%
c.	Subject to repurchase agreements	—	—	—	—	—%	—%
d.	Subject to reverse repurchase agreement	—	—	—	—	—%	—%
e.	Subject to dollar repurchase agreements	—	—	—	—	—%	—%
f.	Subject to dollar reverse repurchase agreements	—	—	—	—	—%	—%
g.	Placed under option contracts	—	—	—	—	—%	—%
h.	Letter stock or securities restricted as to sale	—	—	—	—	—%	—%
i.	FHLB capital stock	—	—	—	—	—%	—%
j.	On deposit with states	404,952	(397)	—	404,555	0.21%	0.21%
k.	On deposit with other regulatory bodies	—	—	—	—	—%	—%
l.	Pledged collateral to FHLB	—	—	—	—	—%	—%
m.	Pledged as collateral not captured in other categories	—	—	—	—	—%	—%
n.	Other restricted assets	—	—	—	—	—%	—%
o.	Total Restricted Assets	\$ 404,952	\$ (397)	\$ —	\$ 404,555	0.21%	0.21%

2. Detail of Assets Pledged as Collateral Not Captured in Other Categories (Contracts that Share Similar Characteristics, Such as Reinsurance and Derivatives, are Reported in the Aggregate)

None

3. Detail of Other Restricted Assets (Contracts that Share Similar Characteristics, such as Reinsurance and Derivatives, are Reported in the Aggregate)

None

4. Collateral Received and Reflected as Assets Within the Reporting Entity's Financial Statements

None

M. Working Capital Finance Investments

The Company did not have any working capital finance investments as of December 31, 2019.

N. Offsetting and Netting of Assets and Liabilities

The Company did not have any offsetting and netting of assets and liabilities as of December 31, 2019.

O. 5GI Securities

The Company did not have any investments in 5GI securities as of December 31, 2019.

P. Short Sales

The Company did not have unsettled and settled short sale transactions outstanding as of December 31, 2019.

NOTES TO FINANCIAL STATEMENTS

Q. Prepayment Penalty and Acceleration Fees

	General Account	Separate Accounts
(1) Number of CUSIPS	23	—
(2) Aggregate Amount of Investment Income	\$ 208,934	\$ —

6 - JOINT VENTURES, PARTNERSHIPS AND LIMITED LIABILITY COMPANIES:

- A. The Company did not have any investments in joint ventures, partnerships, or limited liability companies that exceed 10% of its admitted assets as of December 31, 2019.
- B. The Company did not recognize any impairment write down for its investments in joint ventures, partnerships, or limited liability companies as of December 31, 2019.

7 - INVESTMENT INCOME:

- A. Interest income is recognized on an accrual basis. Due and accrued income was excluded from surplus on the following bases:

The Company does not accrue income on bonds in default which are delinquent more than twelve months. Further, income is not accrued when collection is uncertain. Accrued investment income on bonds that are over 90 days past due are not admitted.

- B. At December 31, 2019, no amounts were excluded from investment income due and accrued.

8 - DERIVATIVE INSTRUMENTS:

The Company did not hold any derivative instruments during 2019.

NOTES TO FINANCIAL STATEMENTS

9 - INCOME TAXES:

A. The components of the net deferred tax asset/(liability) are as follows:

1.

	12/31/2019		
	Ordinary	Capital	Total
(a) Gross deferred tax assets	\$ 2,546,255	\$ 24,525	\$ 2,570,780
(b) Statutory valuation allowance adjustments	—	—	—
(c) Adjusted gross deferred tax assets	2,546,255	24,525	2,570,780
(d) Deferred tax assets nonadmitted	1,690,681	—	1,690,681
(e) Subtotal net admitted deferred tax assets	855,574	24,525	880,099
(f) Deferred tax liabilities	493,755	—	493,755
(g) Net admitted deferred tax assets	\$ 361,819	\$ 24,525	\$ 386,344
	12/31/2018		
	Ordinary	Capital	Total
(a) Gross deferred tax assets	\$ 2,657,228	\$ —	\$ 2,657,228
(b) Statutory valuation allowance adjustments	—	—	—
(c) Adjusted gross deferred tax assets	2,657,228	—	2,657,228
(d) Deferred tax assets nonadmitted	1,694,871	—	1,694,871
(e) Subtotal net admitted deferred tax assets	962,357	—	962,357
(f) Deferred tax liabilities	576,047	—	576,047
(g) Net admitted deferred tax assets	\$ 386,310	\$ —	\$ 386,310
	Change		
	Ordinary	Capital	Total
(a) Gross deferred tax assets	\$ (110,973)	\$ 24,525	\$ (86,448)
(b) Statutory valuation allowance adjustments	—	—	—
(c) Adjusted gross deferred tax assets	(110,973)	24,525	(86,448)
(d) Deferred tax assets nonadmitted	(4,190)	—	(4,190)
(e) Subtotal net admitted deferred tax assets	(106,783)	24,525	(82,258)
(f) Deferred tax liabilities	(82,292)	—	(82,292)
(g) Net admitted deferred tax assets	\$ (24,491)	\$ 24,525	\$ 34

NOTES TO FINANCIAL STATEMENTS

2. The admission calculation components of the deferred tax assets under SSAP No. 101 are provided in the following table:

Admission Calculation Components of SSAP No. 101

	12/31/2019		
	Ordinary	Capital	Total
(a) Federal Income Taxes Paid in Prior Years Recoverable Through Loss Carrybacks	\$ —	\$ 24,525	\$ 24,525
(b) Adjusted Gross Deferred Tax Assets Expected to be Realized (Excluding the Amount of Deferred Tax Assets from 2(a) above) After Application of the Threshold Limitation (the lesser of 2(b)1 and 2(b)2 below)	361,819	—	361,819
1. Adjusted Gross Deferred Tax Assets Expected to be Realized Following the Balance Sheet Date	361,819	—	361,819
2. Adjusted Gross Deferred Tax Assets Allowed per Limitation Threshold	XXX	XXX	5,981,284
(c) Adjusted Gross Deferred Tax Assets (Excluding the amount of Deferred Tax Assets from 2(a) and 2(b) above) Offset by Gross Deferred Tax Liabilities	493,755	—	493,755
(d) Deferred Tax Assets Admitted as the results of application of SSAP No. 101 Total	<u>\$ 855,574</u>	<u>\$ 24,525</u>	<u>\$ 880,099</u>
	12/31/2018		
	Ordinary	Capital	Total
(a) Federal Income Taxes Paid in Prior Years Recoverable Through Loss Carrybacks	\$ —	\$ —	\$ —
(b) Adjusted Gross Deferred Tax Assets Expected to be Realized (Excluding the Amount of Deferred Tax Assets from 2(a) above) After Application of the Threshold Limitation (the lesser of 2(b)1 and 2(b)2 below)	386,310	—	386,310
1. Adjusted Gross Deferred Tax Assets Expected to be Realized Following the Balance Sheet Date	386,310	—	386,310
2. Adjusted Gross Deferred Tax Assets Allowed per Limitation Threshold	XXX	XXX	5,557,725
(c) Adjusted Gross Deferred Tax Assets (Excluding the amount of Deferred Tax Assets from 2(a) and 2(b) above) Offset by Gross Deferred Tax Liabilities	576,047	—	576,047
(d) Deferred Tax Assets Admitted as the results of application of SSAP No. 101 Total	<u>\$ 962,357</u>	<u>\$ —</u>	<u>\$ 962,357</u>
	Change		
	Ordinary	Capital	Total
(a) Federal Income Taxes Paid in Prior Years Recoverable Through Loss Carrybacks	\$ —	\$ 24,525	\$ 24,525
(b) Adjusted Gross Deferred Tax Assets Expected to be Realized (Excluding the Amount of Deferred Tax Assets from 2(a) above) After Application of the Threshold Limitation (the lesser of 2(b)1 and 2(b)2 below)	(24,491)	—	(24,491)
1. Adjusted Gross Deferred Tax Assets Expected to be Realized Following the Balance Sheet Date	(24,491)	—	(24,491)
2. Adjusted Gross Deferred Tax Assets Allowed per Limitation Threshold	XXX	XXX	423,559
(c) Adjusted Gross Deferred Tax Assets (Excluding the amount of Deferred Tax Assets from 2(a) and 2(b) above) Offset by Gross Deferred Tax Liabilities	(82,292)	—	(82,292)
(d) Deferred Tax Assets Admitted as the results of application of SSAP No. 101 Total	<u>\$ (106,783)</u>	<u>\$ 24,525</u>	<u>\$ (82,258)</u>

3.

	2019	2018
(a) Ratio Percentage Used to Determine Recovery Period and Threshold Limitation Amount	2,556%	2,252%
(b) Amount of Adjusted Capital and Surplus Used to Determine Recovery Period and Threshold Limitation in 2(b)2 above	39,875,227	37,051,503

NOTES TO FINANCIAL STATEMENTS

4. Impact of Tax Planning Strategies

(a) Determination of adjusted gross deferred tax assets and net admitted deferred assets, by tax character as a percentage.

		12/31/2019	
		Ordinary	Capital
1.	Adjusted Gross DTAs	\$ 2,546,255	\$ 24,525
2.	Percentage of adjusted gross DTAs attributable to the impact of the planning strategies	—%	—%
3.	Net Admitted DTAs	\$ 855,574	\$ 24,525
4.	Percentage of net admitted DTAs admitted because of the impact of tax planning	—%	—%
		12/31/2018	
		Ordinary	Capital
1.	Adjusted Gross DTAs	\$ 2,657,228	\$ —
2.	Percentage of adjusted gross DTAs attributable to the impact of the planning strategies	—%	—%
3.	Net Admitted DTAs	\$ 962,357	\$ —
4.	Percentage of net admitted DTAs admitted because of the impact of tax planning	—%	—%
		Change	
		Ordinary	Capital
1.	Adjusted Gross DTAs	\$ (110,973)	\$ 24,525
2.	Percentage of adjusted gross DTAs attributable to the impact of the planning strategies	—%	—%
3.	Net Admitted DTAs	\$ (106,783)	\$ 24,525
4.	Percentage of net admitted DTAs admitted because of the impact of tax planning	—%	—%

(b) Do the Company's tax-planning strategies include the use of reinsurance (Yes/No)? NO

B. Regarding deferred tax liabilities not recognized:

As of December 31, 2019, the company had no temporary differences for which deferred tax liabilities are not recognized.

C. Current income taxes incurred consist of the following major components:

1. Current Income Tax

	12/31/2019	12/31/2018	Change
(a) Federal	\$ 753,565	\$ 547,794	\$ 205,771
(b) Foreign	—	—	—
(c) Subtotal	753,565	547,794	205,771
(d) Federal income tax on net capital gains	16,074	(22,373)	38,447
(e) Utilization of capital loss carry-forwards	—	—	—
(f) Other	—	—	—
(g) Federal & Foreign income tax incurred	\$ 769,639	\$ 525,421	\$ 244,218

NOTES TO FINANCIAL STATEMENTS

2. Deferred tax assets:

	12/31/2019	12/31/2018	Change
(a) Ordinary:			
(1) Discounting of unpaid losses	\$ —	\$ —	—
(2) Unearned Premium reserve	—	—	—
(3) Policyholder reserves	2,377,874	2,478,547	(100,673)
(4) Investments	131,205	122,106	9,099
(5) Deferred acquisition costs	34,058	53,582	(19,524)
(6) Policyholder dividends accrual	—	—	—
(7) Fixed Assets	—	—	—
(8) Compensation and benefits accrual	—	—	—
(9) Pension accrual	—	—	—
(10) Receivables - nonadmitted	3,118	2,993	125
(11) Net operating loss carry-forward	—	—	—
(12) Tax credit carry-forward	—	—	—
(13) Other (including items < 5% of total ordinary tax assets)	—	—	—
(14) Other assets - nonadmitted	—	—	—
(99) Subtotal	<u>2,546,255</u>	<u>2,657,228</u>	<u>(110,973)</u>
(b) Statutory valuation allowance adjustment	—	—	—
(c) Nonadmitted	<u>1,690,681</u>	<u>1,694,871</u>	<u>(4,190)</u>
(d) Admitted ordinary deferred tax assets	<u>855,574</u>	<u>962,357</u>	<u>(106,783)</u>
(e) Capital:			
(1) Investments	24,525	—	24,525
(2) Net capital loss carry-forward	—	—	—
(3) Reals estate	—	—	—
(4) Other (including items < 5% of total capital tax assets)	—	—	—
(99) Subtotal	<u>24,525</u>	<u>—</u>	<u>24,525</u>
(f) Statutory valuation allowance adjustment	—	—	—
(g) Nonadmitted	—	—	—
(h) Admitted deferred tax assets	<u>24,525</u>	<u>—</u>	<u>24,525</u>
(i) Admitted deferred tax assets	<u>\$ 880,099</u>	<u>\$ 962,357</u>	<u>\$ (82,258)</u>

3. Deferred tax liabilities:

	12/31/2019	12/31/2018	Change
(a) Ordinary:			
(1) Investments	\$ —	\$ —	—
(2) Fixed Assets	—	—	—
(3) Deferred and uncollected premiums	—	—	—
(4) Policy holders reserves	493,755	576,047	(82,292)
(5) Other (including items < 5% of total ordinary tax liabilities)	—	—	—
(99) Subtotal	<u>493,755</u>	<u>576,047</u>	<u>(82,292)</u>
(b) Capital:			
(1) Investments	—	—	—
(2) Net capital Loss carry-forward	—	—	—
(3) Real Estate	—	—	—
(4) Other (Including Items < 5% of total ordinary capital tax assets)	—	—	—
(99) Subtotal	<u>—</u>	<u>—</u>	<u>—</u>
(c) Deferred tax liabilities	<u>\$ 493,755</u>	<u>\$ 576,047</u>	<u>\$ (82,292)</u>
4. Net Deferred Tax Assets/Liabilities	<u>\$ 386,344</u>	<u>\$ 386,310</u>	<u>\$ 34</u>

NOTES TO FINANCIAL STATEMENTS

D. Analysis of Actual Income Tax Expense

The Company's income tax expense differs from the amount obtained by applying the statutory rate of 21% to pretax income for the following reasons at December 31, 2019:

	12/31/2019	
	Amounts	Effective Tax Rate (%)
Provisions computed at statutory rate	\$ 771,799	21.00 %
IMR	700	0.01 %
Nonadmitted Assets	(126)	— %
Stock Compensation	—	— %
Other	1,422	0.04 %
Rate Differential	\$ —	— %
Total	\$ 773,795	21.05 %
Federal income tax incurred	\$ 769,639	
Change in net deferred income taxes	4,156	
Total statutory income tax	\$ 773,795	21.05 %

E. Operating Loss and Tax Credit Carryforwards and Protective Tax Deposits

1. At December 31, 2019, the Company did not have any unused operating loss carryforwards or net capital loss carryforwards available to offset against future taxable income.
2. There has been no income tax incurred that is available for recoupment in the event of future net losses.
3. The Company did not have any protective tax deposits under Section 6603 of the Internal Revenue Code.

F. Consolidated Federal Income Tax Return

1. The Company is included in the consolidated federal income tax return filed by the Holding Company (the "common parent") and its other subsidiaries.
2. The Company computes federal income tax expense as if it were filing a separate tax return and remits amounts due to the common parent which files a consolidated tax return on behalf of the affiliated group.

G. Federal or Foreign Federal Income Tax Loss Contingencies

The Company has no tax loss contingencies for which it is reasonably possible that the total liability will significantly increase within twelve months of the reporting date.

H. Repatriation Transition Tax (RTT)

The Company did not have any repatriation transition tax as of December 31, 2019.

I. Alternative Minimum Tax (AMT) Credit

The Company did not have any alternative minimum tax credit as of December 31, 2019.

10 - INFORMATION CONCERNING PARENT, SUBSIDIARIES, AFFILIATES AND OTHER RELATED PARTIES:

- A. Please see Schedule Y, Part 2 for all reportable transactions by the Company and its affiliated insurers with other affiliates.
- B. The Company is wholly owned by American Equity Investment Life Insurance Company ("American Equity Life"), a life insurance company domiciled in the State of Iowa. American Equity Life is wholly owned by American Equity Investment Life Holding Company ("Holding Company").

No capital contributions were made to the Company during 2019.

NOTES TO FINANCIAL STATEMENTS

Please see Schedule Y, Part 2 for all reportable transactions by the Company and its affiliated insurers with other affiliates.

At December 31, 2019 and 2018, the Company reported amounts payable to American Equity Life of \$297 and \$6,598.

The Company has a Management Services Agreement with American Equity Life. Under this agreement, American Equity Life agrees to provide administrative functions related to agent licensing, payment of commissions, actuarial services, annuity policy issuance and service, accounting and financial, compliance, market conduct, general and informational services and marketing. In exchange for providing these administrative functions, the Company reimburses American Equity Life for actual costs incurred in a fair and equitable manner. During the years ended December 31, 2019 and 2018, the Company incurred fees of \$224,762 and \$247,585, respectively, in accordance with this agreement.

The Company has an Investment Advisory Agreement with the Holding Company. Under this agreement, the Company pays a fee quarterly based on an annual rate of 0.25% on the first \$100,000,000 plus 0.17% on the amount in excess of \$100,000,000 of the market value of invested assets, such fee not to be less than \$2,500 per quarter. In exchange for this fee, the Holding Company is to provide investment advice and make investment decisions based on the investment provisions of the State of New York. During the years ended December 31, 2019 and 2018, the Company incurred fees of \$421,588 and \$442,584, respectively, in accordance with this agreement.

The Company did not have any material assessments in 2019.

- C. Please see Schedule Y, Part 2 for all reportable transactions by the Company and its affiliated insurers with other affiliates.
- D. Please see Schedule Y, Part 2 for all reportable transactions by the Company and its affiliated insurers with other affiliates.
- E. During 2019, the Company made no guarantees or undertakings for the benefit of an affiliate or related party that could result in a material contingent exposure.
- F. Please see Schedule Y, Part 2 for all reportable transactions by the Company and its affiliated insurers with other affiliates.
- G. Please see Schedule Y, Part 2 for all reportable transactions by the Company and its affiliated insurers with other affiliates.
- H. The Company did not own any downstream subsidiary, controlled or affiliated companies as of December 31, 2019.
- I. The Company did not own any interest in subsidiary, controlled or affiliated companies as of December 31, 2019.
- J. The Company did not recognize any impairment write-downs for investments in subsidiary, controlled or affiliated companies during 2019.
- K. The Company did not own any investments in a foreign insurance subsidiary where CARVM and related Actuarial Guidelines were calculated as of December 31, 2019.
- L. The Company did not own any investment in a downstream noninsurance holding company as of December 31, 2019.
- M. The Company did not own any SCA investments as of December 31, 2019.
- N. The Company did not have any investment in Insurance SCAs as of December 31, 2019.
- O. The Company did not have any SCA losses as of December 31, 2019.

11 - DEBT:

- A. The Company has no debentures outstanding or any reverse repurchase agreements.
- B. The Company does not have any FHLB agreements for the year ended December 31, 2019.

NOTES TO FINANCIAL STATEMENTS

12 - RETIREMENT PLANS, DEFERRED COMPENSATION, POSTEMPLOYMENT BENEFITS AND COMPENSATED ABSENCES AND OTHER POSTRETIREMENT BENEFIT PLANS:

A. Defined Benefit Plan

The company did not have a Defined Benefit Plan as of December 31, 2019.

B. Description of Investment Policies and Strategies

None

C. Fair Value of Plan Assets

None

D. Rate of Return Assumptions

None

E. Defined Contribution Plans

The Company did not have a Defined Contribution Plan as of December 31, 2019.

F. Multiemployer Plans

The Company did not have Multiemployer Plans as of December 31, 2019.

G. Consolidated/Holding Company Plans

The employees of the Company participate in the American Equity Investment Profit Sharing and 401(k) Plan ("the Plan"), which is sponsored by the Holding Company. During the years ended December 31, 2019 and 2018, the Company incurred expenses of \$1,887 and \$1,100, respectively, for its employee's participation in the plan.

H. Postemployment Benefits and Compensated Absences

None

I. Impact of Medicare Modernization Act on Postretirement Benefits

None

13 - CAPITAL AND SURPLUS, SHAREHOLDERS' DIVIDEND RESTRICTIONS AND QUASI-REORGANIZATIONS:

1. The Company has 2,000,000 shares of authorized, issued and outstanding common stock as of December 31, 2019.
2. The Company has no preferred stock outstanding.
3. Prior approval of the Insurance Department is required for the payment of dividends.
4. The Company made no dividend payments during 2019 or 2018.
5. Within the limitation of (3) above, there are no restrictions placed on the portion of Company profits that may be paid as ordinary dividends to the stockholder.
6. No restrictions have been placed on the Company's unassigned surplus.
7. The Company does not have any advances to surplus not repaid.
8. The Company held none of its stock or stock of affiliated companies for special purposes.
9. The Company had no changes in special surplus from the prior year.

NOTES TO FINANCIAL STATEMENTS

10. The Company has no unrealized gain or loss as of December 31, 2019.

11. The Company does not have any surplus notes as of December 31, 2019.

12. The Company did not have any quasi-reorganizations during 2019.

13. The Company did not have any quasi-reorganizations during 2019.

14 - LIABILITIES, CONTINGENCIES AND ASSESSMENTS:

A. Contingent Commitments

The Company did not have any contingent commitments or guarantees in 2019.

B. Assessments

The Company did not have any material assessments in 2019.

C. Gain Contingencies

The Company did not have any gain contingencies as of December 31, 2019.

D. Claims Related to Extra Contractual Obligations and Bad Faith Losses Stemming from Lawsuits

The Company did not pay amounts during the reporting period to settle claims related to extra contractual obligations or bad faith claims stemming from lawsuits.

E. Joint and Several Liabilities

The Company did not have any joint or several liabilities as of December 31, 2019.

F. All Other Contingencies

The Company did not have any loss contingencies as of December 31, 2019.

15 - LEASES:

A. Lessee Leasing Arrangements

The Company leases certain office space at its home office in Lake Success, New York. During the years ended December 31, 2019 and 2018, rent expense totaled \$33,183 and \$35,790, respectively. The Company had no other leases.

B. Lessor Leases

The Company is not a lessor under any leasing arrangements.

16 - INFORMATION ABOUT FINANCIAL INSTRUMENTS WITH OFF-BALANCE SHEET RISK AND FINANCIAL INSTRUMENTS WITH CONCENTRATIONS OF CREDIT RISK:

The Company did not have financial instruments with off-balance sheet risk or derivative financial instruments as of December 31, 2019.

17 - SALE, TRANSFER AND SERVICING OF FINANCIAL ASSETS AND EXTINGUISHMENTS OF LIABILITIES:

A. Transfers of Receivables Reported as Sales

For the year ended December 31, 2019, the Company did not have transfers of receivables reported as sales.

B. Transfer and Servicing of Financials Assets

The company did not have any transactions surrounding the transfers and servicing of financial assets during the year ended December 31, 2019.

NOTES TO FINANCIAL STATEMENTS

C. Wash Sales

In the course of the Company's asset management, securities are sold and reacquired within 30 days of the sale date. During the year ended December 31, 2019, the Company did not have any transactions qualifying as wash sales.

18 - GAIN OR LOSS TO THE REPORTING ENTITY FROM UNINSURED PLANS AND THE UNINSURED PORTION OF PARTIALLY INSURED PLANS:

A. ASO Plans

The Company did not have ASO plans during 2019.

B. ASC Plans

The Company did not have any ASC Plans during 2019.

C. Medicare or Similarly Structured Cost Based Reimbursement Contract

The Company did not have any Medicare or other similarly structured cost based reimbursement contracts during 2019.

19 - DIRECT PREMIUM WRITTEN/PRODUCED BY MANAGING GENERAL AGENTS/THIRD PARTY ADMINISTRATORS:

The Company did not have any direct premiums written by managing general agents or third party administrators during 2019.

20 - FAIR VALUE MEASUREMENTS:

A.

1. Fair Value Measurements at Reporting Date

The Company did not have any assets measured at fair value as of December 31, 2019.

2. Fair Value Measurements in (level 3) of the Fair Value Hierarchy

None.

3. Policy on Transfers Into and Out of Level 3

Transfers of securities among the levels occur at times and depend on the type of inputs used to determine fair value of each security. There were no transfers between levels during any period presented.

4. Inputs and Techniques Used for Level 2 and Level 3 Fair Values

Fair value is the price that would be received to sell an asset or paid to transfer a liability (exit price) in an orderly transaction between market participants at the measurement date. The objective of a fair value measurement is to determine that price for each financial instrument at each measurement date. The Company meets this objective using various methods of valuation that include market, income and cost approaches.

The Company categorizes its financial instruments into three levels of fair value hierarchy based on the priority of inputs used in determining fair value. The hierarchy defines the highest priority inputs (Level 1) as quoted prices in active markets for identical assets or liabilities. The lowest priority inputs (Level 3) are the Company's assumptions about what a market participant would use in determining fair value such as estimated future cash flows. In certain cases, the inputs used to measure fair value may fall into different levels of the fair value hierarchy. In such cases, a financial instrument's level within the fair value hierarchy is based on the lowest level of input that is significant to the fair value measurement. The Company's assessment of the significance of a particular input to the fair value measurement in its entirety requires judgment and considers factors specific to the financial instrument. The Company categorizes its financial assets and liabilities recorded at fair value in the consolidated balance sheets as follows:

NOTES TO FINANCIAL STATEMENTS

Level 1 - Quoted prices are available in active markets for identical financial instruments as of the reporting date. The Company does not adjust the quoted price for these financial instruments, even in situations where it holds a large position and a sale could reasonably impact the quoted price.

Level 2 - Quoted prices in active markets for similar financial instruments, quoted prices for identical or similar financial instruments in markets that are not active; and models and other valuation methodologies using inputs other than quoted prices that are observable.

Level 3 - Models and other valuation methodologies using significant inputs that are unobservable for financial instruments and include situations where there is little, if any, market activity for the financial instrument. The inputs into the determination of fair value require significant management judgment or estimation. Financial instruments that are included in Level 3 are securities for which no market activity or data exists and for which the Company used discounted expected future cash flows with its own assumptions about what a market participant would use in determining fair value.

5. Derivative Fair Values

None.

B. Other Fair Value Disclosures

None.

C. Fair Values for All Financial Instruments by the Fair Value Hierarchy

The following table represents the fair values and admitted values of all admitted assets and liabilities that are financial instruments excluding those accounted for under the equity method (subsidiaries and joint ventures). The fair values are also categorized into the three level fair value hierarchy.

Type of Financial Instrument	Fair Value	Admitted Value	Level 1	Level 2	Level 3	Not Practicable (Carrying Value)
Assets:						
Bonds	\$ 196,578,440	\$ 180,969,725	\$ 509,375	\$ 196,069,065	\$ —	\$ —
Other invested assets	3,812,088	3,162,428	—	3,812,088	—	—
Cash and cash equivalents	2,134,181	2,134,181	2,134,181	—	—	—
Liabilities:						
Annuity reserves	\$ 130,631,995	\$ 132,228,062	\$ —	\$ —	\$ 130,631,995	\$ —

Bonds: The fair values of bonds are obtained from third parties and are based on quoted market prices when available. The third parties use yield data and other factors relating to instruments or securities with similar characteristics to determine fair value for securities that are not actively traded.

Other invested assets: The fair values of other invested assets are obtained from third parties and are based on quoted market prices when available. The third parties use yield data and other factors relating to instruments or securities with similar characteristics to determine fair value for securities that are not actively traded.

Cash and cash equivalents: Amounts reported in the statutory-basis balance sheets for these instruments are reported at their historical cost which approximates fair value due to the nature of the assets assigned to this category.

Annuity reserves: The fair values of the liabilities under under deferred annuity contracts are stated at the cost the Company would incur to extinguish the liability (i.e., the cash surrender value). For period certain annuity benefit contracts, the fair value is determined by discounting the benefits at the interest rates currently in effect for newly purchased immediate annuity contracts.

D. Reasons Not Practicable to Estimate Fair Value

None

E. Estimates using NAV practical expedient

As of December 31, 2019, the Company did not have any investments measured using the NAV practical expedient.

NOTES TO FINANCIAL STATEMENTS

21 - OTHER ITEMS:

A. Unusual or Infrequent Items

The Company did not have any extraordinary items during 2019.

B. Troubled Debt Restructuring: Debtors

During the year ended December 31, 2019, the Company did not have any trouble debt restructuring.

C. Other Disclosures

The Company did not have any unusual items or investments pledged as collateral as of December 31, 2019.

D. Business Interruption Insurance Recoveries

The Company did not have any business interruption insurance recoveries during 2019.

E. State Transferable and Non-transferable Tax Credits

The Company did not have any state transferable or non-transferable tax credits as of December 31, 2019.

F. Subprime Mortgage-Related Risk Exposure

The Company defines its exposure to subprime mortgages as any fixed income security primarily backed by mortgage pools with any of the following characteristics calculated on a weighted average basis:

- First lien mortgages whose borrowers have FICO scores less than 650
- First lien mortgages with loan-to-value ratios greater than 90%
- Second lien mortgages whose borrowers have FICO scores less than 675
- Borrowers with less than conventional documentation and FICO scores less than 650
- Any security backed by a U.S. Government Agency or insured by FHA or VA is not considered to be subprime

The Company did not have any exposure to subprime securities during the year ended December 31, 2019.

G. Retained Assets

As of December 31, 2019, the Company does not have any retained assets.

H. Insurance-Linked Securities (ILS) Contracts

As of December 31, 2019, the Company does not have any insurance-linked securities.

I. The Amount That Could Be Realized on Life Insurance Where the Reporting Entity is Owner and Beneficiary or Has Otherwise Obtained Rights to Control

As of December 31, 2019, the Company does not have any company owned life insurance (COLI).

22 - EVENTS SUBSEQUENT:

Type I - Recognized Subsequent Events:

Subsequent events have been considered through February 20, 2020.

There are no subsequent events to report.

Type II - Nonrecognized Subsequent Events:

Subsequent events have been considered through February 20, 2020.

There are no subsequent events to report.

NOTES TO FINANCIAL STATEMENTS

The Company is not subject to an annual fee under Section 9010 of the Federal Affordable Care Act.

23 - REINSURANCE:

As of December 31, 2019, the Company does not have any reinsurance agreements.

24 - RETROSPECTIVELY RATED CONTRACTS & CONTRACTS SUBJECT TO REDETERMINATION:

A. Disclose the method used by the reporting entity to estimate accrued retrospective premium adjustments.

The Company does not have any retrospectively rated contracts or contracts subject to redetermination.

B. Disclose whether accrued retrospective premiums are recorded through written premium or as an adjustment to earned premium.

The Company does not have any retrospectively rated contracts or contracts subject to redetermination.

C. Disclose the amount of net premiums written that are subject to retrospective rating features, as well as the corresponding percentage to total net premiums written.

The Company does not have any retrospectively rated contracts or contracts subject to redetermination.

D. Medical Loss Ratio Rebates.

The Company does not have any medical loss ratio rebates.

E. Risk-Sharing Provisions of the Affordable Care Act (ACA)

The Company is not subject to risk-sharing provisions of the Affordable Care Act.

25 - CHANGE IN INCURRED LOSSES AND LOSS ADJUSTMENT EXPENSES:

The Company did not have any change in incurred losses and loss adjustment expense during 2019.

26 - INTERCOMPANY POOLING ARRANGEMENTS:

A.-G. The Company did not participate in any intercompany pooling arrangements during 2019.

27 - STRUCTURED SETTLEMENTS:

A.-B. The Company did not have any structured settlements in 2019.

28 - HEALTH CARE RECEIVABLES:

A.-B. The Company did not have any health care receivables as of December 31, 2019.

29 - PARTICIPATING POLICIES:

The Company did not have any participating policies during 2019.

30 - PREMIUM DEFICIENCY RESERVES:

The Company did not have any premium deficiency reserves as of December 31, 2019.

31 - RESERVES FOR LIFE CONTRACTS AND ANNUITY CONTRACTS:

1. The Company waives deduction of fractional premiums upon the death of the insured. Surrender values are not promised in excess of legally computed reserves.
2. As part of the underwriting process, an individual may be determined to be substandard. In some cases, additional premiums are charged depending on such determination.

NOTES TO FINANCIAL STATEMENTS

The reserves for annuity policies, developed by actuarial methods, are established and maintained on the basis of published mortality and morbidity tables using assumed interest rates and valuation methods that will provide, in the aggregate, reserves that are not less than the minimum valuation required by law or guaranteed policy cash values.

3. As of December 31, 2019, the Company has no insurance in force for which the gross premiums are less than the net premiums according to the standard valuation set by the State of New York.
4. The Tabular Interest, Tabular Less Actual Reserves Released and Tabular Cost have been determined by formula as described in the instructions.
5. For the determination of Tabular Interest on fund not involving life contingencies for each valuation rate of interest, the tabular interest is calculated as one hundredth of the product of such valuation rate of interest times the mean of the amount of funds subject to such valuation rate of interest held at the beginning and end of the year of valuation.
6. None.

32 - ANALYSIS OF ANNUITY ACTUARIAL RESERVES AND DEPOSIT TYPE CONTRACT LIABILITIES BY WITHDRAWAL CHARACTERISTICS:

A. INDIVIDUAL ANNUITIES:

	General Account	Separate Account with Guarantees	Separate Account Non-guaranteed	Amount	% of Total
1. Subject to discretionary withdrawal					
a. With fair value adjustment	\$ 63,907	\$ —	\$ —	\$ 63,907	—%
b. At book value less current surrender charge of 5% or more	12,404,491	—	—	12,404,491	9.2%
c. At fair value	—	—	—	—	—%
d. Total with adjustment or at market value (Total of 1 through 3)	12,468,398	—	—	12,468,398	9.2%
e. At book value without adjustment (minimal or no charge or adjustment)	118,928,899	—	—	118,928,899	88.2%
2. Not subject to discretionary withdrawal	3,539,144	—	—	3,539,144	2.6%
3. Total (gross)	134,936,441	—	—	134,936,441	100.0%
4. Reinsurance ceded	—	—	—	—	
5. Total (net)*(C-D)	\$ 134,936,441	\$ —	\$ —	\$ 134,936,441	
6. Amount included in A(1)b above that will move to A(1)e in the year after the statement date	\$ 11,073,066	\$ —	\$ —	\$ 11,073,066	

B. GROUP ANNUITIES:

The Company did not have any Group Annuities as of December 31, 2019.

NOTES TO FINANCIAL STATEMENTS

C. DEPOSIT-TYPE CONTRACTS (NO LIFE CONTINGENCIES):

	General Account	Separate Account with Guarantees	Separate Account Non-guaranteed	Amount	% of Total
1. Subject to discretionary withdrawal					
a. With fair value adjustment	\$ —	\$ —	\$ —	\$ —	—%
b. At book value less current surrender charge of 5% or more	—	—	—	—	—%
c. At fair value	—	—	—	—	—%
d. Total with adjustment or at market value (Total of 1 through 3)	—	—	—	—	—%
e. At book value without adjustment (minimal or no charge or adjustment)	—	—	—	—	—%
2. Not subject to discretionary withdrawal	830,764	—	—	830,764	100%
3. Total (gross)	830,764	—	—	830,764	100%
4. Reinsurance ceded	—	—	—	—	
5. Total (net)*(C-D)	<u>\$ 830,764</u>	<u>\$ —</u>	<u>\$ —</u>	<u>\$ 830,764</u>	
6. Amount included in C(1)b above that will move to C(1)e in the year after the statement date	\$ —	\$ —	\$ —	\$ —	

D.

Life, Accident and Health Annual Statement:

Amount

(1) Exhibit 5 - Annuities Section, Total (net)	\$ 134,007,500
(2) Exhibit 5 - Supplementary Contracts with Life Contingencies Section, Total (net)	928,940
(3) Exhibit 7 - Deposit-Type Contracts, Line 14, Column 1	830,765
(4) Subtotal	<u>135,767,205</u>

Separate Accounts Annual Statement:

(5) Exhibit 3, Line 299999, Column 2	—
(6) Exhibit 3, Line 399999, Column 2	—
(7) Policyholder dividend and coupon accumulations	—
(8) Policyholder premiums	—
(9) Guaranteed interest contracts	—
(10) Other contract deposit funds	—
(11) Subtotal	<u>—</u>
(12) Combined Total	<u>\$ 135,767,205</u>

NOTES TO FINANCIAL STATEMENTS

33 - ANALYSIS OF LIFE ACTUARIAL RESERVES BY WITHDRAWAL CHARACTERISTICS:

	General Account			Separate Account - Nonguaranteed		
	Account Value	Cash Value	Reserve	Account Value	Cash Value	Reserve
Subject to discretionary withdrawal, surrender values, or policy loans:						
A.						
(1) Term policies with Cash Value	\$ —	\$ —	\$ —	\$ —	\$ —	\$ —
(2) Universal Life	—	—	—	—	—	—
(3) Universal Life with Secondary Guarantees	—	—	—	—	—	—
(4) Indexed Universal Life	—	—	—	—	—	—
(5) Indexed Universal Life with Secondary Guarantees	—	—	—	—	—	—
(6) Indexed Life	—	—	—	—	—	—
(7) Other Permanent Cash Value Life Insurance	—	—	—	—	—	—
(8) Variable Life	—	—	—	—	—	—
(9) Variable Universal Life	—	—	—	—	—	—
(10) Miscellaneous Reserves	—	—	—	—	—	—
Not subject to discretionary withdrawal or no cash values:						
B.						
(1) Term Policies without Cash Value	XXX	XXX	—	XXX	XXX	—
(2) Accidental Death Benefits	XXX	XXX	—	XXX	XXX	—
(3) Disability - Active Lives	XXX	XXX	—	XXX	XXX	—
(4) Disability - Disabled Lives	XXX	XXX	—	XXX	XXX	—
(5) Miscellaneous Reserves	XXX	XXX	9,350,000	XXX	XXX	—
C. Total (gross: direct + assumed)	—	—	—	—	—	—
D. Reinsurance Ceded	—	—	—	—	—	—
E. Total (net) (C) - (D)	\$ —	\$ —	9,350,000	\$ —	\$ —	—
F. Amount						
Life & Accident & Health Annual Statement:						
(1) Exhibit 5, Life Insurance Section, Total (net)			\$ —			
(2) Exhibit 5, Accidental Death Benefits Section, Total (net)			—			
(3) Exhibit 5, Disability - Active Lives Section, Total (net)			—			
(4) Exhibit 5, Disability - Disabled Lives Section, Total (net)			—			
(5) Exhibit 5, Miscellaneous Reserves Section, Total (net)			9,350,000			
(6) Subtotal			9,350,000			
Separate Accounts Annual Statement:						
(7) Exhibit 3, Line 0199999, Column 2			—			
(8) Exhibit 3, Line 0499999, Column 2			—			
(9) Exhibit 3, Line 0599999, Column 2			—			
(10) Subtotal (Lines 7 through 9)			—			
(11) Combined Total (6 and 10)			\$ 9,350,000			

34 - PREMIUMS AND ANNUITY CONSIDERATIONS DEFERRED AND UNCOLLECTED:

The Company did not have any deferred and uncollected life insurance premiums and annuity consideration as of December 31, 2019.

NOTES TO FINANCIAL STATEMENTS

35 - SEPARATE ACCOUNTS:

The Company did not have any Separate Accounts as of December 31, 2019.

36 - LOSS/CLAIM ADJUSTMENT EXPENSES:

The Company did not have loss/claim adjustment expenses during 2019.

GENERAL INTERROGATORIES

PART 1 - COMMON INTERROGATORIES GENERAL

- 1.1 Is the reporting entity a member of an Insurance Holding Company System consisting of two or more affiliated persons, one or more of which is an insurer? Yes No
If yes, complete Schedule Y, Parts 1, 1A and 2
- 1.2 If yes, did the reporting entity register and file with its domiciliary State Insurance Commissioner, Director or Superintendent, or with such regulatory official of the state of domicile of the principal insurer in the Holding Company System, a registration statement providing disclosure substantially similar to the standards adopted by the National Association of Insurance Commissioners (NAIC) in its Model Insurance Holding Company System Regulatory Act and model regulations pertaining thereto, or is the reporting entity subject to standards and disclosure requirements substantially similar to those required by such Act and regulations? Yes No N/A
- 1.3 State Regulating? NEW YORK
- 1.4 Is the reporting entity publicly traded or a member of a publicly traded group? Yes No
- 1.5 If the response to 1.4 is yes, provide the CIK (Central Index Key) code issued by the SEC for the entity/group. 0001039828
- 2.1 Has any change been made during the year of this statement in the charter, by-laws, articles of incorporation, or deed of settlement of the reporting entity? Yes No
- 2.2 If yes, date of change:
- 3.1 State as of what date the latest financial examination of the reporting entity was made or is being made. 12/31/2018
- 3.2 State the as of date that the latest financial examination report became available from either the state of domicile or the reporting entity. This date should be the date of the examined balance sheet and not the date the report was completed or released. 12/31/2013
- 3.3 State as of what date the latest financial examination report became available to other states or the public from either the state of domicile or the reporting entity. This is the release date or completion date of the examination report and not the date of the examination (balance sheet date). 11/28/2017
- 3.4 By what department or departments?
NEW YORK INSURANCE DEPARTMENT
- 3.5 Have all financial statement adjustments within the latest financial examination report been accounted for in a subsequent financial statement filed with Departments? Yes No N/A
- 3.6 Have all of the recommendations within the latest financial examination report been complied with? Yes No N/A
- 4.1 During the period covered by this statement, did any agent, broker, sales representative, non-affiliated sales/service organization or any combination thereof under common control (other than salaried employees of the reporting entity), receive credit or commissions for or control a substantial part (more than 20 percent of any major line of business measured on direct premiums) of:
4.11 sales of new business? Yes No
4.12 renewals? Yes No
- 4.2 During the period covered by this statement, did any sales/service organization owned in whole or in part by the reporting entity or an affiliate, receive credit or commissions for or control a substantial part (more than 20 percent of any major line of business measured on direct premiums) of:
4.21 sales of new business? Yes No
4.22 renewals? Yes No
- 5.1 Has the reporting entity been a party to a merger or consolidation during the period covered by this statement? Yes No
If yes, complete and file the merger history data file with the NAIC.
- 5.2 If yes, provide the name of the entity, NAIC Company Code, and state of domicile (use two letter state abbreviation) for any entity that has ceased to exist as a result of the merger or consolidation.
- | 1
Name of Entity | 2
NAIC Company Code | 3
State of Domicile |
|---------------------|------------------------|------------------------|
| | | |
- 6.1 Has the reporting entity had any Certificates of Authority, licenses or registrations (including corporate registration, if applicable) suspended or revoked by any governmental entity during the reporting period? Yes No
- 6.2 If yes, give full information:
.....
- 7.1 Does any foreign (non-United States) person or entity directly or indirectly control 10% or more of the reporting entity? Yes No
- 7.2 If yes,
7.21 State the percentage of foreign control; %
7.22 State the nationality(s) of the foreign person(s) or entity(s) or if the entity is a mutual or reciprocal, the nationality of its manager or attorney-in-fact; and identify the type of entity(s) (e.g., individual, corporation or government, manager or attorney in fact).

1 Nationality	2 Type of Entity

ANNUAL STATEMENT FOR THE YEAR 2019 OF THE AMERICAN EQUITY INVESTMENT LIFE INSURANCE COMPANY OF NEW YORK

GENERAL INTERROGATORIES

- 8.1 Is the company a subsidiary of a bank holding company regulated by the Federal Reserve Board? Yes [] No [X]
- 8.2 If response to 8.1 is yes, please identify the name of the bank holding company.
.....
- 8.3 Is the company affiliated with one or more banks, thrifts or securities firms? Yes [] No [X]
- 8.4 If response to 8.3 is yes, please provide below the names and location (city and state of the main office) of any affiliates regulated by a federal regulatory services agency [i.e. the Federal Reserve Board (FRB), the Office of the Comptroller of the Currency (OCC), the Federal Deposit Insurance Corporation (FDIC) and the Securities Exchange Commission (SEC)] and identify the affiliate's primary federal regulator.

1 Affiliate Name	2 Location (City, State)	3 FRB	4 OCC	5 FDIC	6 SEC

- 9. What is the name and address of the independent certified public accountant or accounting firm retained to conduct the annual audit?
KPMG, LLP 2500 RUAN CENTER 666 GRAND AVE DES MOINES, IOWA 50309
- 10.1 Has the insurer been granted any exemptions to the prohibited non-audit services provided by the certified independent public accountant requirements as allowed in Section 7H of the Annual Financial Reporting Model Regulation (Model Audit Rule), or substantially similar state law or regulation? Yes [] No [X]
- 10.2 If the response to 10.1 is yes, provide information related to this exemption:
.....
- 10.3 Has the insurer been granted any exemptions related to the other requirements of the Annual Financial Reporting Model Regulation as allowed for in Section 18A of the Model Regulation, or substantially similar state law or regulation? Yes [] No [X]
- 10.4 If the response to 10.3 is yes, provide information related to this exemption:
.....
- 10.5 Has the reporting entity established an Audit Committee in compliance with the domiciliary state insurance laws? Yes [X] No [] N/A []
- 10.6 If the response to 10.5 is no or n/a, please explain
.....
- 11. What is the name, address and affiliation (officer/employee of the reporting entity or actuary/consultant associated with an actuarial consulting firm) of the individual providing the statement of actuarial opinion/certification?
JOHN R MILLER, CHIEF ACTUARY AMERICAN EQUITY INVESTMENT LIFE INSURANCE COMPANY OF NEW YORK 6000 WESTOWN PARKWAY WEST DES MOINES, IOWA 50266
- 12.1 Does the reporting entity own any securities of a real estate holding company or otherwise hold real estate indirectly? Yes [] No [X]
 - 12.11 Name of real estate holding company ...
 - 12.12 Number of parcels involved
 - 12.13 Total book/adjusted carrying value \$
- 12.2 If, yes provide explanation:
.....
- 13. **FOR UNITED STATES BRANCHES OF ALIEN REPORTING ENTITIES ONLY:**
- 13.1 What changes have been made during the year in the United States manager or the United States trustees of the reporting entity?
.....
- 13.2 Does this statement contain all business transacted for the reporting entity through its United States Branch on risks wherever located? Yes [] No []
- 13.3 Have there been any changes made to any of the trust indentures during the year? Yes [] No []
- 13.4 If answer to (13.3) is yes, has the domiciliary or entry state approved the changes? Yes [] No [] N/A []
- 14.1 Are the senior officers (principal executive officer, principal financial officer, principal accounting officer or controller, or persons performing similar functions) of the reporting entity subject to a code of ethics, which includes the following standards? Yes [X] No []
 - a. Honest and ethical conduct, including the ethical handling of actual or apparent conflicts of interest between personal and professional relationships;
 - b. Full, fair, accurate, timely and understandable disclosure in the periodic reports required to be filed by the reporting entity;
 - c. Compliance with applicable governmental laws, rules and regulations;
 - d. The prompt internal reporting of violations to an appropriate person or persons identified in the code; and
 - e. Accountability for adherence to the code.
- 14.11 If the response to 14.1 is No, please explain:
.....
- 14.2 Has the code of ethics for senior managers been amended? Yes [] No [X]
- 14.21 If the response to 14.2 is yes, provide information related to amendment(s).
.....
- 14.3 Have any provisions of the code of ethics been waived for any of the specified officers? Yes [] No [X]
- 14.31 If the response to 14.3 is yes, provide the nature of any waiver(s).
.....

GENERAL INTERROGATORIES

- 15.1 Is the reporting entity the beneficiary of a Letter of Credit that is unrelated to reinsurance where the issuing or confirming bank is not on the SVO Bank List? Yes [] No [X]
- 15.2 If the response to 15.1 is yes, indicate the American Bankers Association (ABA) Routing Number and the name of the issuing or confirming bank of the Letter of Credit and describe the circumstances in which the Letter of Credit is triggered.

1 American Bankers Association (ABA) Routing Number	2 Issuing or Confirming Bank Name	3 Circumstances That Can Trigger the Letter of Credit	4 Amount

BOARD OF DIRECTORS

16. Is the purchase or sale of all investments of the reporting entity passed upon either by the board of directors or a subordinate committee thereof? Yes [X] No []
17. Does the reporting entity keep a complete permanent record of the proceedings of its board of directors and all subordinate committees thereof? Yes [X] No []
18. Has the reporting entity an established procedure for disclosure to its board of directors or trustees of any material interest or affiliation on the part of any of its officers, directors, trustees or responsible employees that is in conflict with the official duties of such person? Yes [X] No []

FINANCIAL

19. Has this statement been prepared using a basis of accounting other than Statutory Accounting Principles (e.g., Generally Accepted Accounting Principles)? Yes [] No [X]
- 20.1 Total amount loaned during the year (inclusive of Separate Accounts, exclusive of policy loans):
- 20.11 To directors or other officers.....\$
 - 20.12 To stockholders not officers.....\$
 - 20.13 Trustees, supreme or grand (Fraternal Only)\$
- 20.2 Total amount of loans outstanding at the end of year (inclusive of Separate Accounts, exclusive of policy loans):
- 20.21 To directors or other officers.....\$
 - 20.22 To stockholders not officers.....\$
 - 20.23 Trustees, supreme or grand (Fraternal Only)\$
- 21.1 Were any assets reported in this statement subject to a contractual obligation to transfer to another party without the liability for such obligation being reported in the statement? Yes [] No [X]
- 21.2 If yes, state the amount thereof at December 31 of the current year:
- 21.21 Rented from others.....\$
 - 21.22 Borrowed from others.....\$
 - 21.23 Leased from others\$
 - 21.24 Other\$
- 22.1 Does this statement include payments for assessments as described in the Annual Statement Instructions other than guaranty fund or guaranty association assessments? Yes [] No [X]
- 22.2 If answer is yes:
- 22.21 Amount paid as losses or risk adjustment \$
 - 22.22 Amount paid as expenses\$
 - 22.23 Other amounts paid\$
- 23.1 Does the reporting entity report any amounts due from parent, subsidiaries or affiliates on Page 2 of this statement? Yes [] No [X]
- 23.2 If yes, indicate any amounts receivable from parent included in the Page 2 amount:\$

INVESTMENT

- 24.01 Were all the stocks, bonds and other securities owned December 31 of current year, over which the reporting entity has exclusive control, in the actual possession of the reporting entity on said date? (other than securities lending programs addressed in 24.03)..... Yes [X] No []
- 24.02 If no, give full and complete information relating thereto
.....
- 24.03 For security lending programs, provide a description of the program including value for collateral and amount of loaned securities, and whether collateral is carried on or off-balance sheet. (an alternative is to reference Note 17 where this information is also provided)
.....
- 24.04 Does the Company's security lending program meet the requirements for a conforming program as outlined in the Risk-Based Capital Instructions? Yes [] No [] N/A [X]
- 24.05 If answer to 24.04 is yes, report amount of collateral for conforming programs.\$
- 24.06 If answer to 24.04 is no, report amount of collateral for other programs.\$
- 24.07 Does your securities lending program require 102% (domestic securities) and 105% (foreign securities) from the counterparty at the outset of the contract? Yes [] No [] N/A [X]
- 24.08 Does the reporting entity non-admit when the collateral received from the counterparty falls below 100%? Yes [] No [] N/A [X]
- 24.09 Does the reporting entity or the reporting entity's securities lending agent utilize the Master Securities lending Agreement (MSLA) to conduct securities lending? Yes [] No [] N/A [X]

ANNUAL STATEMENT FOR THE YEAR 2019 OF THE AMERICAN EQUITY INVESTMENT LIFE INSURANCE COMPANY OF NEW YORK

GENERAL INTERROGATORIES

24.10 For the reporting entity's security lending program state the amount of the following as December 31 of the current year:

- 24.101 Total fair value of reinvested collateral assets reported on Schedule DL, Parts 1 and 2 \$
- 24.102 Total book adjusted/carrying value of reinvested collateral assets reported on Schedule DL, Parts 1 and 2 \$
- 24.103 Total payable for securities lending reported on the liability page. \$

25.1 Were any of the stocks, bonds or other assets of the reporting entity owned at December 31 of the current year not exclusively under the control of the reporting entity, or has the reporting entity sold or transferred any assets subject to a put option contract that is currently in force? (Exclude securities subject to Interrogatory 21.1 and 24.03). Yes [X] No []

- 25.2 If yes, state the amount thereof at December 31 of the current year:
- 25.21 Subject to repurchase agreements \$
 - 25.22 Subject to reverse repurchase agreements \$
 - 25.23 Subject to dollar repurchase agreements \$
 - 25.24 Subject to reverse dollar repurchase agreements \$
 - 25.25 Placed under option agreements \$
 - 25.26 Letter stock or securities restricted as to sale - excluding FHLB Capital Stock \$
 - 25.27 FHLB Capital Stock \$
 - 25.28 On deposit with states \$ 404,555
 - 25.29 On deposit with other regulatory bodies \$
 - 25.30 Pledged as collateral - excluding collateral pledged to an FHLB \$
 - 25.31 Pledged as collateral to FHLB - including assets backing funding agreements \$
 - 25.32 Other \$

25.3 For category (25.26) provide the following:

1 Nature of Restriction	2 Description	3 Amount

26.1 Does the reporting entity have any hedging transactions reported on Schedule DB? Yes [] No [X]

26.2 If yes, has a comprehensive description of the hedging program been made available to the domiciliary state? Yes [] No [] N/A [X]
If no, attach a description with this statement.

LINES 26.3 through 26.5: FOR LIFE/FRATERNAL REPORTING ENTITIES ONLY:

26.3 Does the reporting entity utilize derivatives to hedge variable annuity guarantees subject to fluctuations as a result of interest rate sensitivity? . Yes [] No [X]

- 26.4 If the response to 26.3 is YES, does the reporting entity utilize:
- 26.41 Special accounting provision of SSAP No. 108 Yes [] No []
 - 26.42 Permitted accounting practice Yes [] No []
 - 26.43 Other accounting guidance Yes [] No []

26.5 By responding YES to 26.41 regarding utilizing the special accounting provisions of SSAP No. 108, the reporting entity attests to the following: Yes [] No []

- The reporting entity has obtained explicit approval from the domiciliary state.
- Hedging strategy subject to the special accounting provisions is consistent with the requirements of VM-21.
- Actuarial certification has been obtained which indicates that the hedging strategy is incorporated within the establishment of VM-21 reserves and provides the impact of the hedging strategy within the Actuarial Guideline Conditional Tail Expectation Amount.
- Financial Officer Certification has been obtained which indicates that the hedging strategy meets the definition of a Clearly Defined Hedging Strategy within VM-21 and that the Clearly Defined Hedging Strategy is the hedging strategy being used by the company in its actual day-to-day risk mitigation efforts.

27.1 Were any preferred stocks or bonds owned as of December 31 of the current year mandatorily convertible into equity, or, at the option of the issuer, convertible into equity? Yes [] No [X]

27.2 If yes, state the amount thereof at December 31 of the current year. \$

28. Excluding items in Schedule E - Part 3 - Special Deposits, real estate, mortgage loans and investments held physically in the reporting entity's offices, vaults or safety deposit boxes, were all stocks, bonds and other securities, owned throughout the current year held pursuant to a custodial agreement with a qualified bank or trust company in accordance with Section 1, III - General Examination Considerations, F. Outsourcing of Critical Functions, Custodial or Safekeeping Agreements of the NAIC Financial Condition Examiners Handbook?..... Yes [X] No []

28.01 For agreements that comply with the requirements of the NAIC Financial Condition Examiners Handbook, complete the following:

1 Name of Custodian(s)	2 Custodian's Address
State Street Bank & Trust	225 Liberty Street, 2 World Financial Center, New York, NY 10281

ANNUAL STATEMENT FOR THE YEAR 2019 OF THE AMERICAN EQUITY INVESTMENT LIFE INSURANCE COMPANY OF NEW YORK

GENERAL INTERROGATORIES

28.02 For all agreements that do not comply with the requirements of the NAIC Financial Condition Examiners Handbook, provide the name, location and a complete explanation:

1 Name(s)	2 Location(s)	3 Complete Explanation(s)
.....

28.03 Have there been any changes, including name changes, in the custodian(s) identified in 28.01 during the current year?..... Yes [] No [X]

28.04 If yes, give full and complete information relating thereto:

1 Old Custodian	2 New Custodian	3 Date of Change	4 Reason
.....

28.05 Investment management – Identify all investment advisors, investment managers, broker/dealers, including individuals that have the authority to make investment decisions on behalf of the reporting entity. For assets that are managed internally by employees of the reporting entity, note as such. ["...that have access to the investment accounts"; "...handle securities"]

1 Name of Firm or Individual	2 Affiliation
American Equity Investment Life Holding Company	A.....

28.0597 For those firms/individuals listed in the table for Question 28.05, do any firms/individuals unaffiliated with the reporting entity (i.e. designated with a "U") manage more than 10% of the reporting entity's invested assets?..... Yes [] No [X]

28.0598 For firms/individuals unaffiliated with the reporting entity (i.e. designated with a "U") listed in the table for Question 28.05, does the total assets under management aggregate to more than 50% of the reporting entity's invested assets?..... Yes [] No [X]

28.06 For those firms or individuals listed in the table for 28.05 with an affiliation code of "A" (affiliated) or "U" (unaffiliated), provide the information for the table below.

1 Central Registration Depository Number	2 Name of Firm or Individual	3 Legal Entity Identifier (LEI)	4 Registered With	5 Investment Management Agreement (IMA) Filed
.....	American Equity Holding Co	549300RK5RZQ740FPL83	SEC	DS.....

29.1 Does the reporting entity have any diversified mutual funds reported in Schedule D, Part 2 (diversified according to the Securities and Exchange Commission (SEC) in the Investment Company Act of 1940 [Section 5(b)(1)])? Yes [] No [X]

29.2 If yes, complete the following schedule:

1 CUSIP #	2 Name of Mutual Fund	3 Book/Adjusted Carrying Value
29.2999 - Total		

29.3 For each mutual fund listed in the table above, complete the following schedule:

1 Name of Mutual Fund (from above table)	2 Name of Significant Holding of the Mutual Fund	3 Amount of Mutual Fund's Book/Adjusted Carrying Value Attributable to the Holding	4 Date of Valuation
.....

GENERAL INTERROGATORIES

30. Provide the following information for all short-term and long-term bonds and all preferred stocks. Do not substitute amortized value or statement value for fair value.

	1 Statement (Admitted) Value	2 Fair Value	3 Excess of Statement over Fair Value (-), or Fair Value over Statement (+)
30.1 Bonds	180,969,725	196,578,440	15,608,715
30.2 Preferred stocks			
30.3 Totals	180,969,725	196,578,440	15,608,715

30.4 Describe the sources or methods utilized in determining the fair values:

Fair values are determined by using matrices, broker quotes, exchange prices, pricing services, and other external sources

31.1 Was the rate used to calculate fair value determined by a broker or custodian for any of the securities in Schedule D? Yes [X] No []

31.2 If the answer to 31.1 is yes, does the reporting entity have a copy of the broker's or custodian's pricing policy (hard copy or electronic copy) for all brokers or custodians used as a pricing source? Yes [X] No []

31.3 If the answer to 31.2 is no, describe the reporting entity's process for determining a reliable pricing source for purposes of disclosure of fair value for Schedule D:
.....

32.1 Have all the filing requirements of the Purposes and Procedures Manual of the NAIC Investment Analysis Office been followed? Yes [X] No []

32.2 If no, list exceptions:
.....

33. By self-designating 5GI securities, the reporting entity is certifying the following elements of each self-designated 5GI security:

- a. Documentation necessary to permit a full credit analysis of the security does not exist or an NAIC CRP credit rating for an FE or PL security is not available.
- b. Issuer or obligor is current on all contracted interest and principal payments.
- c. The insurer has an actual expectation of ultimate payment of all contracted interest and principal.

Has the reporting entity self-designated 5GI securities? Yes [] No [X]

34. By self-designating PLGI securities, the reporting entity is certifying the following elements of each self-designated PLGI security:

- a. The security was purchased prior to January 1, 2018.
- b. The reporting entity is holding capital commensurate with the NAIC Designation reported for the security.
- c. The NAIC Designation was derived from the credit rating assigned by an NAIC CRP in its legal capacity as a NRSRO which is shown on a current private letter rating held by the insurer and available for examination by state insurance regulators.
- d. The reporting entity is not permitted to share this credit rating of the PL security with the SVO.

Has the reporting entity self-designated PLGI securities? Yes [] No [X]

35. By assigning FE to a Schedule BA non-registered private fund, the reporting entity is certifying the following elements of each self-designated FE fund:

- a. The shares were purchased prior to January 1, 2019.
- b. The reporting entity is holding capital commensurate with the NAIC Designation reported for the security.
- c. The security had a public credit rating(s) with annual surveillance assigned by an NAIC CRP in its legal capacity as an NRSRO prior to January 1, 2019.
- d. The fund only or predominantly holds bonds in its portfolio.
- e. The current reported NAIC Designation was derived from the public credit rating(s) with annual surveillance assigned by an NAIC CRP in its legal capacity as an NRSRO.
- f. The public credit rating(s) with annual surveillance assigned by an NAIC CRP has not lapsed.

Has the reporting entity assigned FE to Schedule BA non-registered private funds that complied with the above criteria? Yes [] No [X]

OTHER

36.1 Amount of payments to trade associations, service organizations and statistical or rating bureaus, if any? \$ 24,850

36.2 List the name of the organization and the amount paid if any such payment represented 25% or more of the total payments to trade associations, service organizations and statistical or rating bureaus during the period covered by this statement.

1 Name	2 Amount Paid
Life Insurance Council of NY	24,850

GENERAL INTERROGATORIES

37.1 Amount of payments for legal expenses, if any?\$

37.2 List the name of the firm and the amount paid if any such payment represented 25% or more of the total payments for legal expenses during the period covered by this statement.

1 Name	2 Amount Paid
.....

38.1 Amount of payments for expenditures in connection with matters before legislative bodies, officers or departments of government, if any?\$

38.2 List the name of the firm and the amount paid if any such payment represented 25% or more of the total payment expenditures in connection with matters before legislative bodies, officers or departments of government during the period covered by this statement.

1 Name	2 Amount Paid
.....

GENERAL INTERROGATORIES

PART 2 - LIFE, ACCIDENT AND HEALTH COMPANIES/FRATERNAL BENEFIT SOCIETIES INTERROGATORIES

Life, Accident and Health Companies/Fraternal Benefit Societies:

- 1.1 Does the reporting entity have any direct Medicare Supplement Insurance in force? Yes [] No [X]
- 1.2 If yes, indicate premium earned on U.S. business only\$
- 1.3 What portion of Item (1.2) is not reported on the Medicare Supplement Insurance Experience Exhibit?\$
- 1.31 Reason for excluding:
.....
- 1.4 Indicate amount of earned premium attributable to Canadian and/or Other Alien not included in Item (1.2) above.\$
- 1.5 Indicate total incurred claims on all Medicare Supplement insurance.\$
- 1.6 Individual policies:
- Most current three years:
- 1.61 Total premium earned\$
- 1.62 Total incurred claims\$
- 1.63 Number of covered lives
- All years prior to most current three years
- 1.64 Total premium earned\$
- 1.65 Total incurred claims\$
- 1.66 Number of covered lives
- 1.7 Group policies:
- Most current three years:
- 1.71 Total premium earned\$
- 1.72 Total incurred claims\$
- 1.73 Number of covered lives
- All years prior to most current three years
- 1.74 Total premium earned\$
- 1.75 Total incurred claims\$
- 1.76 Number of covered lives

2. Health Test:

	1 Current Year	2 Prior Year
2.1 Premium Numerator		
2.2 Premium Denominator	1,614,459	155,274
2.3 Premium Ratio (2.1/2.2)	0.000	0.000
2.4 Reserve Numerator		
2.5 Reserve Denominator	134,970,218	146,337,784
2.6 Reserve Ratio (2.4/2.5)	0.000	0.000

- 3.1 Does this reporting entity have Separate Accounts? Yes [] No [X]
- 3.2 If yes, has a Separate Accounts Statement been filed with this Department? Yes [] No [] N/A []
- 3.3 What portion of capital and surplus funds of the reporting entity covered by assets in the Separate Accounts statement, is not currently distributable from the Separate Accounts to the general account for use by the general account?\$
- 3.4 State the authority under which Separate Accounts are maintained:
.....
- 3.5 Was any of the reporting entity's Separate Accounts business reinsured as of December 31? Yes [] No []
- 3.6 Has the reporting entity assumed by reinsurance any Separate Accounts business as of December 31? Yes [] No []
- 3.7 If the reporting entity has assumed Separate Accounts business, how much, if any, reinsurance assumed receivable for reinsurance of Separate Accounts reserve expense allowances is included as a negative amount in the liability for "Transfers to Separate Accounts due or accrued (net)"?\$
4. For reporting entities having sold annuities to another insurer where the insurer purchasing the annuities has obtained a release of liability from the claimant (payee) as the result of the purchase of an annuity from the reporting entity only:
- 4.1 Amount of loss reserves established by these annuities during the current year:\$
- 4.2 List the name and location of the insurance company purchasing the annuities and the statement value on the purchase date of the annuities.

1	2
P&C Insurance Company And Location	Statement Value on Purchase Date of Annuities (i.e., Present Value)

GENERAL INTERROGATORIES

PART 2 - LIFE, ACCIDENT AND HEALTH COMPANIES/FRATERNAL BENEFIT SOCIETIES INTERROGATORIES

- 5.1 Do you act as a custodian for health savings accounts? Yes [] No [X]
- 5.2 If yes, please provide the amount of custodial funds held as of the reporting date. \$
- 5.3 Do you act as an administrator for health savings accounts? Yes [] No [X]
- 5.4 If yes, please provide the balance of funds administered as of the reporting date. \$
- 6.1 Are any of the captive affiliates reported on Schedule S, Part 3, authorized reinsurers? Yes [] No [] N/A [X]
- 6.2 If the answer to 6.1 is yes, please provide the following:

1 Company Name	2 NAIC Company Code	3 Domiciliary Jurisdiction	4 Reserve Credit	Assets Supporting Reserve Credit		
				5 Letters of Credit	6 Trust Agreements	7 Other

7. Provide the following for individual ordinary life insurance* policies (U.S. business only) for the current year (prior to reinsurance assumed or ceded):
- 7.1 Direct Premium Written \$
- 7.2 Total Incurred Claims \$
- 7.3 Number of Covered Lives

*Ordinary Life Insurance Includes
Term (whether full underwriting, limited underwriting, jet issue, "short form app")
Whole Life (whether full underwriting, limited underwriting, jet issue, "short form app")
Variable Life (with or without secondary gurarantee)
Universal Life (with or without secondary gurarantee)
Variable Universal Life (with or without secondary gurarantee)

8. Is the reporting entity licensed or chartered, registered, qualified, eligible or writing business in at least two states? Yes [] No [X]
- 8.1 If no, does the reporting entity assume reinsurance business that covers risks residing in at least one state other than the state of domicile of the reporting entity? Yes [] No [X]

Life, Accident and Health Companies Only:

- 9.1 Are personnel or facilities of this reporting entity used by another entity or entities or are personnel or facilities of another entity or entities used by this reporting entity (except for activities such as administration of jointly underwritten group contracts and joint mortality or morbidity studies)? Yes [X] No []
- 9.2 Net reimbursement of such expenses between reporting entities:
- 9.21 Paid \$ 646,350
- 9.22 Received \$
- 10.1 Does the reporting entity write any guaranteed interest contracts? Yes [] No [X]
- 10.2 If yes, what amount pertaining to these lines is included in:
- 10.21 Page 3, Line 1 \$
- 10.22 Page 4, Line 1 \$
11. For stock reporting entities only:
- 11.1 Total amount paid in by stockholders as surplus funds since organization of the reporting entity: \$ 27,948,754
12. Total dividends paid stockholders since organization of the reporting entity:
- 12.11 Cash \$
- 12.12 Stock \$
- 13.1 Does the reporting entity reinsure any Workers' Compensation Carve-Out business defined as: Yes [] No [X]
Reinsurance (including retrocessional reinsurance) assumed by life and health insurers of medical, wage loss and death benefits of the occupational illness and accident exposures, but not the employers liability exposures, of business originally written as workers' compensation insurance.
- 13.2 If yes, has the reporting entity completed the Workers' Compensation Carve-Out Supplement to the Annual Statement? Yes [] No []
- 13.3 If 13.1 is yes, the amounts of earned premiums and claims incurred in this statement are:
- | | 1
Reinsurance
Assumed | 2
Reinsurance
Ceded | 3
Net
Retained |
|-------------------------------------------------------------|-----------------------------|---------------------------|----------------------|
| 13.31 Earned premium | | | |
| 13.32 Paid claims | | | |
| 13.33 Claim liability and reserve (beginning of year) | | | |
| 13.34 Claim liability and reserve (end of year) | | | |
| 13.35 Incurred claims | | | |

GENERAL INTERROGATORIES

PART 2 - LIFE, ACCIDENT AND HEALTH COMPANIES/FRATERNAL BENEFIT SOCIETIES INTERROGATORIES

13.4 If reinsurance assumed included amounts with attachment points below \$1,000,000, the distribution of the amounts reported in Lines 13.31 and 13.34 for Column (1) are:

	Attachment Point	1 Earned Premium	2 Claim Liability and Reserve
13.41	<\$25,000
13.42	\$25,000 - 99,999
13.43	\$100,000 - 249,999
13.44	\$250,000 - 999,999
13.45	\$1,000,000 or more

13.5 What portion of earned premium reported in 13.31, Column 1 was assumed from pools? \$

Fraternal Benefit Societies Only:

- 14. Is the reporting entity organized and conducted on the lodge system, with ritualistic form of work and representative form of government? Yes [] No []
- 15. How often are meetings of the subordinate branches required to be held?
- 16. How are the subordinate branches represented in the supreme or governing body?
- 17. What is the basis of representation in the governing body?
- 18.1 How often are regular meetings of the governing body held?
- 18.2 When was the last regular meeting of the governing body held?
- 18.3 When and where will the next regular or special meeting of the governing body be held?
- 18.4 How many members of the governing body attended the last regular meeting?
- 18.5 How many of the same were delegates of the subordinate branches?
- 19. How are the expenses of the governing body defrayed?
- 20. When and by whom are the officers and directors elected?
- 21. What are the qualifications for membership?
- 22. What are the limiting ages for admission?
- 23. What is the minimum and maximum insurance that may be issued on any one life?
- 24. Is a medical examination required before issuing benefit certificates to applicants? Yes [] No []
- 25. Are applicants admitted to membership without filing an application with and becoming a member of a local branch by ballot and initiation? Yes [] No []
- 26.1 Are notices of the payments required sent to the member? Yes [] No [] N/A []
- 26.2 If yes, do the notices state the purpose for which the money is to be used? Yes [] No []
- 27. What proportion of first and subsequent year's payments may be used for management expenses?
 - 27.11 First Year %
 - 27.12 Subsequent Years %
- 28.1 Is any part of the mortuary, disability, emergency or reserve fund, or the accretions from or payments for the same, used for expenses? Yes [] No []
- 28.2 If so, what amount and for what purpose? \$
- 29.1 Does the reporting entity pay an old age disability benefit? Yes [] No []
- 29.2 If yes, at what age does the benefit commence?
- 30.1 Has the constitution or have the laws of the reporting entity been amended during the year? Yes [] No []
- 30.2 If yes, when?
- 31. Have you filed with this Department all forms of benefit certificates issued, a copy of the constitution and all of the laws, rules and regulations in force at the present time? Yes [] No []
- 32.1 State whether all or a portion of the regular insurance contributions were waived during the current year under premium-paying certificates on account of meeting attained age or membership requirements? Yes [] No []
- 32.2 If so, was an additional reserve included in Exhibit 5? Yes [] No [] N/A []
- 32.3 If yes, explain
- 33.1 Has the reporting entity reinsured, amalgamated with, or absorbed any company, order, society, or association during the year? Yes [] No []
- 33.2 If yes, was there any contract agreement, or understanding, written or oral, expressed or implied, by means of which any officer, director, trustee, or any other person, or firm, corporation, society or association, received or is to receive any fee, commission, emolument, or compensation of any nature whatsoever in connection with, on an account of such reinsurance, amalgamation, absorption, or transfer of membership or funds? Yes [] No [] N/A []
- 34. Has any present or former officer, director, trustee, incorporator, or any other persons, or any firm, corporation, society or association, any claims of any nature whatsoever against this reporting entity, which is not included in the liabilities on Page 3 of this statement? Yes [] No []
- 35.1 Does the reporting entity have outstanding assessments in the form of liens against policy benefits that have increased surplus? Yes [] No []
- 35.2 If yes, what is the date of the original lien and the outstanding balance as the main surplus?

NONE

Date	Outstanding Lien amount
.....
.....

NONE

ANNUAL STATEMENT FOR THE YEAR 2019 OF THE AMERICAN EQUITY INVESTMENT LIFE INSURANCE COMPANY
OF NEW YORK

FIVE-YEAR HISTORICAL DATA

Show amounts in whole dollars only, no cents; show percentages to one decimal place, i.e. 17.6.
\$000 omitted for amounts of life insurance

	1 2019	2 2018	3 2017	4 2016	5 2015
Life Insurance in Force (Exhibit of Life Insurance)					
1. Ordinary - whole life and endowment (Line 34, Col. 4)					
2. Ordinary - term (Line 21, Col. 4, less Line 34, Col. 4)					
3. Credit life (Line 21, Col. 6)					
4. Group, excluding FEGLI/SGLI (Line 21, Col. 9 less Lines 43 & 44, Col. 4)					
5. Industrial (Line 21, Col. 2)					
6. FEGLI/SGLI (Lines 43 & 44, Col. 4)					
7. Total (Line 21, Col. 10)					
7.1 Total in force for which VM-20 deterministic/stochastic reserves are calculated				XXX	XXX
New Business Issued (Exhibit of Life Insurance)					
8. Ordinary - whole life and endowment (Line 34, Col. 2)					
9. Ordinary - term (Line 2, Col. 4, less Line 34, Col. 2)					
10. Credit life (Line 2, Col. 6)					
11. Group (Line 2, Col. 9)					
12. Industrial (Line 2, Col. 2)					
13. Total (Line 2, Col. 10)					
Premium Income - Lines of Business (Exhibit 1 - Part 1)					
14. Industrial life (Line 20.4, Col. 2)					
15.1 Ordinary-life insurance (Line 20.4, Col. 3)					
15.2 Ordinary-individual annuities (Line 20.4, Col. 4)	1,614,459	155,274	217,665	254,519	221,485
16. Credit life (group and individual) (Line 20.4, Col. 5)					
17.1 Group life insurance (Line 20.4, Col. 6)					
17.2 Group annuities (Line 20.4, Col. 7)					
18.1 A & H-group (Line 20.4, Col. 8)					
18.2 A & H-credit (group and individual) (Line 20.4, Col. 9)					
18.3 A & H-other (Line 20.4, Col. 10)					
19. Aggregate of all other lines of business (Line 20.4, Col. 11)					
20. Total	1,614,459	155,274	217,665	254,519	221,485
Balance Sheet (Pages 2 & 3)					
21. Total admitted assets excluding Separate Accounts business (Page 2, Line 26, Col. 3)	188,616,429	196,225,768	208,526,176	213,284,832	218,285,720
22. Total liabilities excluding Separate Accounts business (Page 3, Line 26)	148,354,860	158,787,955	173,903,124	181,034,790	188,108,200
23. Aggregate life reserves (Page 3, Line 1)	144,286,442	155,620,969	169,645,309	177,603,059	184,625,286
23.1 Excess VM-20 deterministic/stochastic reserve over NPR related to Line 7.1				XXX	XXX
24. Aggregate A & H reserves (Page 3, Line 2)					
25. Deposit-type contract funds (Page 3, Line 3)	830,764	1,059,850	1,215,532	1,454,134	1,761,908
26. Asset valuation reserve (Page 3, Line 24.01)	1,259,407	1,295,107	1,384,574	894,734	588,989
27. Capital (Page 3, Lines 29 and 30)	2,000,000	2,000,000	2,000,000	2,000,000	2,000,000
28. Surplus (Page 3, Line 37)	38,261,570	35,437,813	32,623,052	30,250,042	28,177,520
Cash Flow (Page 5)					
29. Net Cash from Operations (Line 11)	(7,785,155)	(11,798,171)	(4,663,594)	(4,270,748)	(3,616,561)
Risk-Based Capital Analysis					
30. Total adjusted capital	41,520,977	38,732,920	36,007,626	33,144,776	30,766,509
31. Authorized control level risk - based capital	1,609,183	1,703,118	1,673,140	1,749,618	1,761,235
Percentage Distribution of Cash, Cash Equivalents and Invested Assets (Page 2, Col. 3) (Line No. /Page 2, Line 12, Col. 3) x 100.0					
32. Bonds (Line 1)	97.2	97.3	96.7	97.6	98.1
33. Stocks (Lines 2.1 and 2.2)					
34. Mortgage loans on real estate(Lines 3.1 and 3.2)					
35. Real estate (Lines 4.1, 4.2 and 4.3)					
36. Cash, cash equivalents and short-term investments (Line 5)	1.1	1.1	1.7	1.4	0.7
37. Contract loans (Line 6)					
38. Derivatives (Page 2, Line 7)					
39. Other invested assets (Line 8)	1.7	1.6	1.5	1.0	1.0
40. Receivables for securities (Line 9)			0.0		0.2
41. Securities lending reinvested collateral assets (Line 10)					
42. Aggregate write-ins for invested assets (Line 11)					
43. Cash, cash equivalents and invested assets (Line 12)	100.0	100.0	100.0	100.0	100.0

ANNUAL STATEMENT FOR THE YEAR 2019 OF THE AMERICAN EQUITY INVESTMENT LIFE INSURANCE COMPANY OF NEW YORK

FIVE-YEAR HISTORICAL DATA

(Continued)

	1 2019	2 2018	3 2017	4 2016	5 2015
Investments in Parent, Subsidiaries and Affiliates					
44. Affiliated bonds (Schedule D Summary, Line 12, Col. 1)					
45. Affiliated preferred stocks (Schedule D Summary, Line 18, Col. 1)					
46. Affiliated common stocks (Schedule D Summary Line 24, Col. 1),					
47. Affiliated short-term investments (subtotal included in Schedule DA Verification, Col. 5, Line 10)					
48. Affiliated mortgage loans on real estate					
49. All other affiliated					
50. Total of above Lines 44 to 49					
51. Total Investment in Parent included in Lines 44 to 49 above.....					
Total Nonadmitted and Admitted Assets					
52. Total nonadmitted assets (Page 2, Line 28, Col. 2)	1,705,531	1,709,121	2,096,238	3,538,833	3,965,682
53. Total admitted assets (Page 2, Line 28, Col. 3)	188,616,429	196,225,768	208,526,176	213,284,832	218,285,720
Investment Data					
54. Net investment income (Exhibit of Net Investment Income)	8,951,590	9,304,467	10,226,077	10,030,331	10,482,714
55. Realized capital gains (losses) (Page 4, Line 34, Column 1)	(56,499)	(30,738)	455,485	(29,076)	(624,526)
56. Unrealized capital gains (losses) (Page 4, Line 38, Column 1)					
57. Total of above Lines 54, 55 and 56	8,895,092	9,273,729	10,681,562	10,001,255	9,858,188
Benefits and Reserve Increases (Page 6)					
58. Total contract/certificate benefits - life (Lines 10, 11, 12, 13, 14 and 15, Col. 1 minus Lines 10, 11,12, 13, 14 and 15, Cols. 6, 7 and 8)	17,363,253	19,532,030	14,576,272	13,394,367	13,253,501
59. Total contract/certificate benefits - A & H (Lines 13 & 14, Col. 6)					
60. Increase in life reserves - other than group and annuities (Line 19, Col. 2)					
61. Increase in A & H reserves (Line 19, Col. 6)					
62. Dividends to policyholders and refunds to members (Line 30, Col. 1)					
Operating Percentages					
63. Insurance expense percent (Page 6, Col. 1, Lines 21, 22 & 23, less Line 6)/(Page 6, Col. 1, Line 1 plus Exhibit 7, Col. 2, Line 2) x 100.0	36.5	321.6	200.0	171.5	301.1
64. Lapse percent (ordinary only) [(Exhibit of Life Insurance, Col. 4, Lines 14 & 15) / 1/2 (Exhibit of Life Insurance, Col. 4, Lines 1 & 21)] x 100.0					
65. A & H loss percent (Schedule H, Part 1, Lines 5 and 6, Col. 2)					
66. A & H cost containment percent (Schedule H, Pt. 1, Line 4, Col. 2)					
67. A & H expense percent excluding cost containment expenses (Schedule H, Pt. 1, Line 10, Col. 2)					
A & H Claim Reserve Adequacy					
68. Incurred losses on prior years' claims - group health (Schedule H, Part 3, Line 3.1 Col. 2)					
69. Prior years' claim liability and reserve - group health (Schedule H, Part 3, Line 3.2 Col. 2)					
70. Incurred losses on prior years' claims-health other than group (Schedule H, Part 3, Line 3.1 Col. 1 less Col. 2)					
71. Prior years' claim liability and reserve-health other than group (Schedule H, Part 3, Line 3.2 Col. 1 less Col. 2)					
Net Gains From Operations After Dividends to Policyholders/Members' Refunds and Federal Income Taxes by Lines of Business (Page 6.x, Line 33)					
72. Industrial life (Page 6.1, Col. 2)					
73. Ordinary - life (Page 6.1, Col. 1 less Cols. 2, 10 and 12)					
74. Ordinary - individual annuities (Page 6, Col. 4)	2,845,122	2,471,993	2,759,501	2,152,992	1,720,438
75. Ordinary-supplementary contracts	XXX	(18,703)	4,809	(77,783)	(77,331)
76. Credit life (Page 6.1, Col. 10 plus Page 6.2, Col. 7)					
77. Group life (Page 6.2, Col. 1 Less Cols. 7 and 9)					
78. Group annuities (Page 6, Col. 5)					
79. A & H-group (Page 6.5, Col. 3)					
80. A & H-credit (Page 6.5, Col. 10)					
81. A & H-other (Page 6.5, Col. 1 less Cols. 3 and 10)					
82. Aggregate of all other lines of business (Page 6, Col. 8)					
83. Fraternal (Page 6, Col. 7)					
84. Total (Page 6, Col. 1)	2,845,122	2,453,289	2,764,310	2,075,209	1,643,107

NOTE: If a party to a merger, have the two most recent years of this exhibit been restated due to a merger in compliance with the disclosure requirements of SSAP No. 3, Accounting Changes and Correction of Errors? Yes [] No []
 If no, please explain:



ANNUAL STATEMENT FOR THE YEAR 2019 OF THE AMERICAN EQUITY INVESTMENT LIFE INSURANCE COMPANY OF NEW YORK

DIRECT BUSINESS IN THE STATE OF California
NAIC Group Code 2658

LIFE INSURANCE

DURING THE YEAR 2019
NAIC Company Code 11135

DIRECT PREMIUMS AND ANNUITY CONSIDERATIONS	1	2	3	4	5
	Ordinary	Credit Life (Group and Individual)	Group	Industrial	Total
1. Life insurance					
2. Annuity considerations					
3. Deposit-type contract funds		XXX		XXX	
4. Other considerations					
5. Totals (Sum of Lines 1 to 4)					
DIRECT DIVIDENDS TO POLICYHOLDERS/REFUNDS TO MEMBERS					
Life insurance:					
6.1 Paid in cash or left on deposit					
6.2 Applied to pay renewal premiums					
6.3 Applied to provide paid-up additions or shorten the endowment or premium-paying period					
6.4 Other					
6.5 Totals (Sum of Lines 6.1 to 6.4)					
Annuities:					
7.1 Paid in cash or left on deposit					
7.2 Applied to provide paid-up annuities					
7.3 Other					
7.4 Totals (Sum of Lines 7.1 to 7.3)					
8. Grand Totals (Lines 6.5 plus 7.4)					
DIRECT CLAIMS AND BENEFITS PAID					
9. Death benefits					
10. Matured endowments					
11. Annuity benefits	8,128				8,128
12. Surrender values and withdrawals for life contracts					
13. Aggregate write-ins for miscellaneous direct claims and benefits paid					
14. All other benefits, except accident and health					
15. Totals	8,128				8,128
DETAILS OF WRITE-INS					
1301.					
1302.					
1303.					
1398. Summary of Line 13 from overflow page					
1399. Totals (Lines 1301 thru 1303 plus 1398) (Line 13 above)					

DIRECT DEATH BENEFITS AND MATURED ENDOWMENTS INCURRED	Ordinary		Credit Life (Group and Individual)		Group		Industrial		Total	
	1	2	3	4	5	6	7	8	9	10
	No. of Pol. & Certifs.	Amount	No. of Ind. Pol. & Gr. Certifs.	Amount	No. of Certifs.	Amount	No. of Pol. & Certifs.	Amount	No. of Pol. & Certifs.	Amount
16. Unpaid December 31, prior year										
17. Incurred during current year										
18. Settled during current year:										
18.1 By payment in full										
18.2 By payment on compromised claims										
18.3 Totals paid										
18.4 Reduction by compromise										
18.5 Amount rejected										
18.6 Total settlements										
19. Unpaid Dec. 31, current year (16+17-18.6)										
NONE						No. of Policies				
POLICY EXHIBIT										
20. In force December 31, prior year			(a)							
21. Issued during year										
22. Other changes to in force (Net)										
23. In force December 31 of current year			(a)							

(a) Includes Individual Credit Life Insurance prior year \$ _____, current year \$ _____
Includes Group Credit Life Insurance Loans less than or equal to 60 months at issue, prior year \$ _____, current year \$ _____
Loans greater than 60 months at issue BUT NOT GREATER THAN 120 MONTHS, prior year \$ _____, current year \$ _____

ACCIDENT AND HEALTH INSURANCE

	1	2	3	4	5
	Direct Premiums	Direct Premiums Earned	Policyholder Dividends Paid, Refunds to Members or Credited on Direct Business	Direct Losses Paid	Direct Losses Incurred
24. Group Policies (b)					
24.1 Federal Employees Health Benefits Plan premium (b)					
24.2 Credit (Group and Individual)					
24.3 Collectively renewable policies/certificates (b)					
24.4 Medicare Title XVIII exempt from state taxes or fees					
24.5 Other Individual Policies:					
25.1 Non-cancelable (b)					
25.2 Guaranteed renewable (b)					
25.3 Non-renewable for stated reasons only (b)					
25.4 Other accident only					
25.5 All other (b)					
25.6 Totals (sum of Lines 25.1 to 25.5)					
26. Totals (Lines 24 + 24.1 + 24.2 + 24.3 + 24.4 + 25.6)					
NONE					

(b) For health business on indicated lines report: Number of persons insured under PPO managed care products _____ and number of persons insured under indemnity only products _____



ANNUAL STATEMENT FOR THE YEAR 2019 OF THE AMERICAN EQUITY INVESTMENT LIFE INSURANCE COMPANY OF NEW YORK

DIRECT BUSINESS IN THE STATE OF Colorado
NAIC Group Code 2658

LIFE INSURANCE

DURING THE YEAR 2019
NAIC Company Code 11135

DIRECT PREMIUMS AND ANNUITY CONSIDERATIONS	1	2	3	4	5
	Ordinary	Credit Life (Group and Individual)	Group	Industrial	Total
1. Life insurance					
2. Annuity considerations					
3. Deposit-type contract funds		XXX		XXX	
4. Other considerations					
5. Totals (Sum of Lines 1 to 4)					
DIRECT DIVIDENDS TO POLICYHOLDERS/REFUNDS TO MEMBERS					
Life insurance:					
6.1 Paid in cash or left on deposit					
6.2 Applied to pay renewal premiums					
6.3 Applied to provide paid-up additions or shorten the endowment or premium-paying period					
6.4 Other					
6.5 Totals (Sum of Lines 6.1 to 6.4)					
Annuities:					
7.1 Paid in cash or left on deposit					
7.2 Applied to provide paid-up annuities					
7.3 Other					
7.4 Totals (Sum of Lines 7.1 to 7.3)					
8. Grand Totals (Lines 6.5 plus 7.4)					
DIRECT CLAIMS AND BENEFITS PAID					
9. Death benefits					
10. Matured endowments					
11. Annuity benefits		5			5
12. Surrender values and withdrawals for life contracts	4,351				4,351
13. Aggregate write-ins for miscellaneous direct claims and benefits paid					
14. All other benefits, except accident and health					
15. Totals	4,356				4,356
DETAILS OF WRITE-INS					
1301.					
1302.					
1303.					
1398. Summary of Line 13 from overflow page					
1399. Totals (Lines 1301 thru 1303 plus 1398) (Line 13 above)					

DIRECT DEATH BENEFITS AND MATURED ENDOWMENTS INCURRED	Ordinary		Credit Life (Group and Individual)		Group		Industrial		Total	
	1	2	3	4	5	6	7	8	9	10
	No. of Pol. & Certifs.	Amount	No. of Ind. Pol. & Gr. Certifs.	Amount	No. of Certifs.	Amount	No. of Pol. & Certifs.	Amount	No. of Pol. & Certifs.	Amount
16. Unpaid December 31, prior year										
17. Incurred during current year										
18. Settled during current year:										
18.1 By payment in full										
18.2 By payment on compromised claims										
18.3 Totals paid										
18.4 Reduction by compromise										
18.5 Amount rejected										
18.6 Total settlements										
19. Unpaid Dec. 31, current year (16+17-18.6)										
NONE										
POLICY EXHIBIT										
20. In force December 31, prior year			(a)		No. of Policies					
21. Issued during year										
22. Other changes to in force (Net)										
23. In force December 31 of current year			(a)							

(a) Includes Individual Credit Life Insurance prior year \$ _____, current year \$ _____
Includes Group Credit Life Insurance Loans less than or equal to 60 months at issue, prior year \$ _____, current year \$ _____
Loans greater than 60 months at issue BUT NOT GREATER THAN 120 MONTHS, prior year \$ _____, current year \$ _____

ACCIDENT AND HEALTH INSURANCE

	1	2	3	4	5
	Direct Premiums	Direct Premiums Earned	Policyholder Dividends Paid, Refunds to Members or Credited on Direct Business	Direct Losses Paid	Direct Losses Incurred
24. Group Policies (b)					
24.1 Federal Employees Health Benefits Plan premium (b)					
24.2 Credit (Group and Individual)					
24.3 Collectively renewable policies/certificates (b)					
24.4 Medicare Title XVIII exempt from state taxes or fees					
24.5 Other Individual Policies:					
25.1 Non-cancelable (b)					
25.2 Guaranteed renewable (b)					
25.3 Non-renewable for stated reasons only (b)					
25.4 Other accident only					
25.5 All other (b)					
25.6 Totals (sum of Lines 25.1 to 25.5)					
26. Totals (Lines 24 + 24.1 + 24.2 + 24.3 + 24.4 + 25.6)					
NONE					

(b) For health business on indicated lines report: Number of persons insured under PPO managed care products _____ and number of persons insured under indemnity only products _____



ANNUAL STATEMENT FOR THE YEAR 2019 OF THE AMERICAN EQUITY INVESTMENT LIFE INSURANCE COMPANY OF NEW YORK

DIRECT BUSINESS IN THE STATE OF Connecticut
NAIC Group Code 2658

LIFE INSURANCE

DURING THE YEAR 2019
NAIC Company Code 11135

DIRECT PREMIUMS AND ANNUITY CONSIDERATIONS	1	2	3	4	5
	Ordinary	Credit Life (Group and Individual)	Group	Industrial	Total
1. Life insurance					
2. Annuity considerations					
3. Deposit-type contract funds		XXX		XXX	
4. Other considerations					
5. Totals (Sum of Lines 1 to 4)					
DIRECT DIVIDENDS TO POLICYHOLDERS/REFUNDS TO MEMBERS					
Life insurance:					
6.1 Paid in cash or left on deposit					
6.2 Applied to pay renewal premiums					
6.3 Applied to provide paid-up additions or shorten the endowment or premium-paying period					
6.4 Other					
6.5 Totals (Sum of Lines 6.1 to 6.4)					
Annuities:					
7.1 Paid in cash or left on deposit					
7.2 Applied to provide paid-up annuities					
7.3 Other					
7.4 Totals (Sum of Lines 7.1 to 7.3)					
8. Grand Totals (Lines 6.5 plus 7.4)					
DIRECT CLAIMS AND BENEFITS PAID					
9. Death benefits					
10. Matured endowments					
11. Annuity benefits					
12. Surrender values and withdrawals for life contracts		18,491			18,491
13. Aggregate write-ins for miscellaneous direct claims and benefits paid					
14. All other benefits, except accident and health					
15. Totals		18,491			18,491
DETAILS OF WRITE-INS					
1301.					
1302.					
1303.					
1398. Summary of Line 13 from overflow page					
1399. Totals (Lines 1301 thru 1303 plus 1398) (Line 13 above)					

DIRECT DEATH BENEFITS AND MATURED ENDOWMENTS INCURRED	Ordinary		Credit Life (Group and Individual)		Group		Industrial		Total	
	1	2	3	4	5	6	7	8	9	10
	No. of Pol. & Certifs.	Amount	No. of Ind. Pol. & Gr. Certifs.	Amount	No. of Certifs.	Amount	No. of Pol. & Certifs.	Amount	No. of Pol. & Certifs.	Amount
16. Unpaid December 31, prior year										
17. Incurred during current year										
18. Settled during current year:										
18.1 By payment in full										
18.2 By payment on compromised claims										
18.3 Totals paid										
18.4 Reduction by compromise										
18.5 Amount rejected										
18.6 Total settlements										
19. Unpaid Dec. 31, current year (16+17-18.6)										
POLICY EXHIBIT						No. of Policies				
20. In force December 31, prior year			(a)							
21. Issued during year										
22. Other changes to in force (Net)										
23. In force December 31 of current year			(a)							

NONE

(a) Includes Individual Credit Life Insurance prior year \$ _____, current year \$ _____
Includes Group Credit Life Insurance Loans less than or equal to 60 months at issue, prior year \$ _____, current year \$ _____
Loans greater than 60 months at issue BUT NOT GREATER THAN 120 MONTHS, prior year \$ _____, current year \$ _____

ACCIDENT AND HEALTH INSURANCE

	1	2	3	4	5
	Direct Premiums	Direct Premiums Earned	Policyholder Dividends Paid, Refunds to Members or Credited on Direct Business	Direct Losses Paid	Direct Losses Incurred
24. Group Policies (b)					
24.1 Federal Employees Health Benefits Plan premium (b)					
24.2 Credit (Group and Individual)					
24.3 Collectively renewable policies/certificates (b)					
24.4 Medicare Title XVIII exempt from state taxes or fees					
24.5 Other Individual Policies:					
25.1 Non-cancelable (b)					
25.2 Guaranteed renewable (b)					
25.3 Non-renewable for stated reasons only (b)					
25.4 Other accident only					
25.5 All other (b)					
25.6 Totals (sum of Lines 25.1 to 25.5)					
26. Totals (Lines 24 + 24.1 + 24.2 + 24.3 + 24.4 + 25.6)					

NONE

(b) For health business on indicated lines report: Number of persons insured under PPO managed care products _____ and number of persons insured under indemnity only products _____



ANNUAL STATEMENT FOR THE YEAR 2019 OF THE AMERICAN EQUITY INVESTMENT LIFE INSURANCE COMPANY OF NEW YORK

DIRECT BUSINESS IN THE STATE OF Florida
NAIC Group Code 2658

LIFE INSURANCE

DURING THE YEAR 2019
NAIC Company Code 11135

DIRECT PREMIUMS AND ANNUITY CONSIDERATIONS	1	2	3	4	5
	Ordinary	Credit Life (Group and Individual)	Group	Industrial	Total
1. Life insurance					
2. Annuity considerations					
3. Deposit-type contract funds		XXX		XXX	
4. Other considerations					
5. Totals (Sum of Lines 1 to 4)					
DIRECT DIVIDENDS TO POLICYHOLDERS/REFUNDS TO MEMBERS					
Life insurance:					
6.1 Paid in cash or left on deposit					
6.2 Applied to pay renewal premiums					
6.3 Applied to provide paid-up additions or shorten the endowment or premium-paying period					
6.4 Other					
6.5 Totals (Sum of Lines 6.1 to 6.4)					
Annuities:					
7.1 Paid in cash or left on deposit					
7.2 Applied to provide paid-up annuities					
7.3 Other					
7.4 Totals (Sum of Lines 7.1 to 7.3)					
8. Grand Totals (Lines 6.5 plus 7.4)					
DIRECT CLAIMS AND BENEFITS PAID					
9. Death benefits					
10. Matured endowments					
11. Annuity benefits		14,092			14,092
12. Surrender values and withdrawals for life contracts		828,210			828,210
13. Aggregate write-ins for miscellaneous direct claims and benefits paid					
14. All other benefits, except accident and health		2,886			2,886
15. Totals		845,187			845,187
DETAILS OF WRITE-INS					
1301.					
1302.					
1303.					
1398. Summary of Line 13 from overflow page					
1399. Totals (Lines 1301 thru 1303 plus 1398) (Line 13 above)					

DIRECT DEATH BENEFITS AND MATURED ENDOWMENTS INCURRED	Ordinary		Credit Life (Group and Individual)		Group		Industrial		Total	
	1	2	3	4	5	6	7	8	9	10
	No. of Pol. & Certifs.	Amount	No. of Ind. Pol. & Gr. Certifs.	Amount	No. of Certifs.	Amount	No. of Pol. & Certifs.	Amount	No. of Pol. & Certifs.	Amount
16. Unpaid December 31, prior year										
17. Incurred during current year										
18. Settled during current year:										
18.1 By payment in full										
18.2 By payment on compromised claims										
18.3 Totals paid										
18.4 Reduction by compromise										
18.5 Amount rejected										
18.6 Total settlements										
19. Unpaid Dec. 31, current year (16+17-18.6)										
NONE										
POLICY EXHIBIT					No. of Policies					
20. In force December 31, prior year			(a)							
21. Issued during year										
22. Other changes to in force (Net)										
23. In force December 31 of current year			(a)							

(a) Includes Individual Credit Life Insurance prior year \$ _____, current year \$ _____
Includes Group Credit Life Insurance Loans less than or equal to 60 months at issue, prior year \$ _____, current year \$ _____
Loans greater than 60 months at issue BUT NOT GREATER THAN 120 MONTHS, prior year \$ _____, current year \$ _____

ACCIDENT AND HEALTH INSURANCE

	1	2	3	4	5
	Direct Premiums	Direct Premiums Earned	Policyholder Dividends Paid, Refunds to Members or Credited on Direct Business	Direct Losses Paid	Direct Losses Incurred
24. Group Policies (b)					
24.1 Federal Employees Health Benefits Plan premium (b)					
24.2 Credit (Group and Individual)					
24.3 Collectively renewable policies/certificates (b)					
24.4 Medicare Title XVIII exempt from state taxes or fees					
24.5 Other Individual Policies:					
25.1 Non-cancelable (b)					
25.2 Guaranteed renewable (b)					
25.3 Non-renewable for stated reasons only (b)					
25.4 Other accident only					
25.5 All other (b)					
25.6 Totals (sum of Lines 25.1 to 25.5)					
26. Totals (Lines 24 + 24.1 + 24.2 + 24.3 + 24.4 + 25.6)					
NONE					

(b) For health business on indicated lines report: Number of persons insured under PPO managed care products _____ and number of persons insured under indemnity only products _____



ANNUAL STATEMENT FOR THE YEAR 2019 OF THE AMERICAN EQUITY INVESTMENT LIFE INSURANCE COMPANY OF NEW YORK

DIRECT BUSINESS IN THE STATE OF Georgia
NAIC Group Code 2658

LIFE INSURANCE

DURING THE YEAR 2019
NAIC Company Code 11135

DIRECT PREMIUMS AND ANNUITY CONSIDERATIONS	1	2	3	4	5
	Ordinary	Credit Life (Group and Individual)	Group	Industrial	Total
1. Life insurance					
2. Annuity considerations					
3. Deposit-type contract funds		XXX		XXX	
4. Other considerations					
5. Totals (Sum of Lines 1 to 4)					
DIRECT DIVIDENDS TO POLICYHOLDERS/REFUNDS TO MEMBERS					
Life insurance:					
6.1 Paid in cash or left on deposit					
6.2 Applied to pay renewal premiums					
6.3 Applied to provide paid-up additions or shorten the endowment or premium-paying period					
6.4 Other					
6.5 Totals (Sum of Lines 6.1 to 6.4)					
Annuities:					
7.1 Paid in cash or left on deposit					
7.2 Applied to provide paid-up annuities					
7.3 Other					
7.4 Totals (Sum of Lines 7.1 to 7.3)					
8. Grand Totals (Lines 6.5 plus 7.4)					
DIRECT CLAIMS AND BENEFITS PAID					
9. Death benefits					
10. Matured endowments					
11. Annuity benefits					
12. Surrender values and withdrawals for life contracts		10,396			10,396
13. Aggregate write-ins for miscellaneous direct claims and benefits paid					
14. All other benefits, except accident and health					
15. Totals		10,396			10,396
DETAILS OF WRITE-INS					
1301.					
1302.					
1303.					
1398. Summary of Line 13 from overflow page					
1399. Totals (Lines 1301 thru 1303 plus 1398) (Line 13 above)					

DIRECT DEATH BENEFITS AND MATURED ENDOWMENTS INCURRED	Ordinary		Credit Life (Group and Individual)		Group		Industrial		Total	
	1	2	3	4	5	6	7	8	9	10
	No. of Pol. & Certifs.	Amount	No. of Ind. Pol. & Gr. Certifs.	Amount	No. of Certifs.	Amount	No. of Pol. & Certifs.	Amount	No. of Pol. & Certifs.	Amount
16. Unpaid December 31, prior year										
17. Incurred during current year										
18. Settled during current year:										
18.1 By payment in full										
18.2 By payment on compromised claims										
18.3 Totals paid										
18.4 Reduction by compromise										
18.5 Amount rejected										
18.6 Total settlements										
19. Unpaid Dec. 31, current year (16+17-18.6)										
POLICY EXHIBIT						No. of Policies				
20. In force December 31, prior year			(a)							
21. Issued during year										
22. Other changes to in force (Net)										
23. In force December 31 of current year			(a)							

NONE

(a) Includes Individual Credit Life Insurance prior year \$ _____, current year \$ _____
Includes Group Credit Life Insurance Loans less than or equal to 60 months at issue, prior year \$ _____, current year \$ _____
Loans greater than 60 months at issue BUT NOT GREATER THAN 120 MONTHS, prior year \$ _____, current year \$ _____

ACCIDENT AND HEALTH INSURANCE

	1	2	3	4	5
	Direct Premiums	Direct Premiums Earned	Policyholder Dividends Paid, Refunds to Members or Credited on Direct Business	Direct Losses Paid	Direct Losses Incurred
24. Group Policies (b)					
24.1 Federal Employees Health Benefits Plan premium (b)					
24.2 Credit (Group and Individual)					
24.3 Collectively renewable policies/certificates (b)					
24.4 Medicare Title XVIII exempt from state taxes or fees					
24.5 Other Individual Policies:					
25.1 Non-cancelable (b)					
25.2 Guaranteed renewable (b)					
25.3 Non-renewable for stated reasons only (b)					
25.4 Other accident only					
25.5 All other (b)					
25.6 Totals (sum of Lines 25.1 to 25.5)					
26. Totals (Lines 24 + 24.1 + 24.2 + 24.3 + 24.4 + 25.6)					

NONE

(b) For health business on indicated lines report: Number of persons insured under PPO managed care products _____ and number of persons insured under indemnity only products _____



ANNUAL STATEMENT FOR THE YEAR 2019 OF THE AMERICAN EQUITY INVESTMENT LIFE INSURANCE COMPANY OF NEW YORK

DIRECT BUSINESS IN THE STATE OF Hawaii
NAIC Group Code 2658

LIFE INSURANCE

DURING THE YEAR 2019
NAIC Company Code 11135

DIRECT PREMIUMS AND ANNUITY CONSIDERATIONS	1	2	3	4	5
	Ordinary	Credit Life (Group and Individual)	Group	Industrial	Total
1. Life insurance					
2. Annuity considerations					
3. Deposit-type contract funds		XXX		XXX	
4. Other considerations					
5. Totals (Sum of Lines 1 to 4)					
DIRECT DIVIDENDS TO POLICYHOLDERS/REFUNDS TO MEMBERS					
Life insurance:					
6.1 Paid in cash or left on deposit					
6.2 Applied to pay renewal premiums					
6.3 Applied to provide paid-up additions or shorten the endowment or premium-paying period					
6.4 Other					
6.5 Totals (Sum of Lines 6.1 to 6.4)					
Annuities:					
7.1 Paid in cash or left on deposit					
7.2 Applied to provide paid-up annuities					
7.3 Other					
7.4 Totals (Sum of Lines 7.1 to 7.3)					
8. Grand Totals (Lines 6.5 plus 7.4)					
DIRECT CLAIMS AND BENEFITS PAID					
9. Death benefits					
10. Matured endowments					
11. Annuity benefits					
12. Surrender values and withdrawals for life contracts		2,692			2,692
13. Aggregate write-ins for miscellaneous direct claims and benefits paid					
14. All other benefits, except accident and health					
15. Totals		2,692			2,692
DETAILS OF WRITE-INS					
1301.					
1302.					
1303.					
1398. Summary of Line 13 from overflow page					
1399. Totals (Lines 1301 thru 1303 plus 1398) (Line 13 above)					

DIRECT DEATH BENEFITS AND MATURED ENDOWMENTS INCURRED	Ordinary		Credit Life (Group and Individual)		Group		Industrial		Total	
	1	2	3	4	5	6	7	8	9	10
	No. of Pol. & Certifs.	Amount	No. of Ind. Pol. & Gr. Certifs.	Amount	No. of Certifs.	Amount	No. of Pol. & Certifs.	Amount	No. of Pol. & Certifs.	Amount
16. Unpaid December 31, prior year										
17. Incurred during current year										
18. Settled during current year:										
18.1 By payment in full										
18.2 By payment on compromised claims										
18.3 Totals paid										
18.4 Reduction by compromise										
18.5 Amount rejected										
18.6 Total settlements										
19. Unpaid Dec. 31, current year (16+17-18.6)										
POLICY EXHIBIT						No. of Policies				
20. In force December 31, prior year			(a)							
21. Issued during year										
22. Other changes to in force (Net)										
23. In force December 31 of current year			(a)							

NONE

(a) Includes Individual Credit Life Insurance prior year \$ _____, current year \$ _____
Includes Group Credit Life Insurance Loans less than or equal to 60 months at issue, prior year \$ _____, current year \$ _____
Loans greater than 60 months at issue BUT NOT GREATER THAN 120 MONTHS, prior year \$ _____, current year \$ _____

ACCIDENT AND HEALTH INSURANCE

	1	2	3	4	5
	Direct Premiums	Direct Premiums Earned	Policyholder Dividends Paid, Refunds to Members or Credited on Direct Business	Direct Losses Paid	Direct Losses Incurred
24. Group Policies (b)					
24.1 Federal Employees Health Benefits Plan premium (b)					
24.2 Credit (Group and Individual)					
24.3 Collectively renewable policies/certificates (b)					
24.4 Medicare Title XVIII exempt from state taxes or fees					
24.5 Other Individual Policies:					
25.1 Non-cancelable (b)					
25.2 Guaranteed renewable (b)					
25.3 Non-renewable for stated reasons only (b)					
25.4 Other accident only					
25.5 All other (b)					
25.6 Totals (sum of Lines 25.1 to 25.5)					
26. Totals (Lines 24 + 24.1 + 24.2 + 24.3 + 24.4 + 25.6)					

NONE

(b) For health business on indicated lines report: Number of persons insured under PPO managed care products _____ and number of persons insured under indemnity only products _____



ANNUAL STATEMENT FOR THE YEAR 2019 OF THE AMERICAN EQUITY INVESTMENT LIFE INSURANCE COMPANY OF NEW YORK

DIRECT BUSINESS IN THE STATE OF Maine
NAIC Group Code 2658

LIFE INSURANCE

DURING THE YEAR 2019
NAIC Company Code 11135

DIRECT PREMIUMS AND ANNUITY CONSIDERATIONS	1	2	3	4	5
	Ordinary	Credit Life (Group and Individual)	Group	Industrial	Total
1. Life insurance					
2. Annuity considerations					
3. Deposit-type contract funds		XXX		XXX	
4. Other considerations					
5. Totals (Sum of Lines 1 to 4)					
DIRECT DIVIDENDS TO POLICYHOLDERS/REFUNDS TO MEMBERS					
Life insurance:					
6.1 Paid in cash or left on deposit					
6.2 Applied to pay renewal premiums					
6.3 Applied to provide paid-up additions or shorten the endowment or premium-paying period					
6.4 Other					
6.5 Totals (Sum of Lines 6.1 to 6.4)					
Annuities:					
7.1 Paid in cash or left on deposit					
7.2 Applied to provide paid-up annuities					
7.3 Other					
7.4 Totals (Sum of Lines 7.1 to 7.3)					
8. Grand Totals (Lines 6.5 plus 7.4)					
DIRECT CLAIMS AND BENEFITS PAID					
9. Death benefits					
10. Matured endowments					
11. Annuity benefits					
12. Surrender values and withdrawals for life contracts	153,881				153,881
13. Aggregate write-ins for miscellaneous direct claims and benefits paid					
14. All other benefits, except accident and health					
15. Totals	153,881				153,881
DETAILS OF WRITE-INS					
1301.					
1302.					
1303.					
1398. Summary of Line 13 from overflow page					
1399. Totals (Lines 1301 thru 1303 plus 1398) (Line 13 above)					

DIRECT DEATH BENEFITS AND MATURED ENDOWMENTS INCURRED	Ordinary		Credit Life (Group and Individual)		Group		Industrial		Total	
	1	2	3	4	5	6	7	8	9	10
	No. of Pol. & Certifs.	Amount	No. of Ind. Pol. & Gr. Certifs.	Amount	No. of Certifs.	Amount	No. of Pol. & Certifs.	Amount	No. of Pol. & Certifs.	Amount
16. Unpaid December 31, prior year										
17. Incurred during current year										
18. Settled during current year:										
18.1 By payment in full										
18.2 By payment on compromised claims										
18.3 Totals paid										
18.4 Reduction by compromise										
18.5 Amount rejected										
18.6 Total settlements										
19. Unpaid Dec. 31, current year (16+17-18.6)										
POLICY EXHIBIT						No. of Policies				
20. In force December 31, prior year			(a)							
21. Issued during year										
22. Other changes to in force (Net)										
23. In force December 31 of current year			(a)							

NONE

(a) Includes Individual Credit Life Insurance prior year \$ _____, current year \$ _____
Includes Group Credit Life Insurance Loans less than or equal to 60 months at issue, prior year \$ _____, current year \$ _____
Loans greater than 60 months at issue BUT NOT GREATER THAN 120 MONTHS, prior year \$ _____, current year \$ _____

ACCIDENT AND HEALTH INSURANCE

	1	2	3	4	5
	Direct Premiums	Direct Premiums Earned	Policyholder Dividends Paid, Refunds to Members or Credited on Direct Business	Direct Losses Paid	Direct Losses Incurred
24. Group Policies (b)					
24.1 Federal Employees Health Benefits Plan premium (b)					
24.2 Credit (Group and Individual)					
24.3 Collectively renewable policies/certificates (b)					
24.4 Medicare Title XVIII exempt from state taxes or fees					
24.5 Other Individual Policies:					
25.1 Non-cancelable (b)					
25.2 Guaranteed renewable (b)					
25.3 Non-renewable for stated reasons only (b)					
25.4 Other accident only					
25.5 All other (b)					
25.6 Totals (sum of Lines 25.1 to 25.5)					
26. Totals (Lines 24 + 24.1 + 24.2 + 24.3 + 24.4 + 25.6)					

NONE

(b) For health business on indicated lines report: Number of persons insured under PPO managed care products _____ and number of persons insured under indemnity only products _____



ANNUAL STATEMENT FOR THE YEAR 2019 OF THE AMERICAN EQUITY INVESTMENT LIFE INSURANCE COMPANY OF NEW YORK

DIRECT BUSINESS IN THE STATE OF Maryland
NAIC Group Code 2658

LIFE INSURANCE

DURING THE YEAR 2019
NAIC Company Code 11135

DIRECT PREMIUMS AND ANNUITY CONSIDERATIONS	1 Ordinary	2 Credit Life (Group and Individual)	3 Group	4 Industrial	5 Total
1. Life insurance					
2. Annuity considerations					
3. Deposit-type contract funds		XXX		XXX	
4. Other considerations					
5. Totals (Sum of Lines 1 to 4)					
DIRECT DIVIDENDS TO POLICYHOLDERS/REFUNDS TO MEMBERS					
Life insurance:					
6.1 Paid in cash or left on deposit					
6.2 Applied to pay renewal premiums					
6.3 Applied to provide paid-up additions or shorten the endowment or premium-paying period					
6.4 Other					
6.5 Totals (Sum of Lines 6.1 to 6.4)					
Annuities:					
7.1 Paid in cash or left on deposit					
7.2 Applied to provide paid-up annuities					
7.3 Other					
7.4 Totals (Sum of Lines 7.1 to 7.3)					
8. Grand Totals (Lines 6.5 plus 7.4)					
DIRECT CLAIMS AND BENEFITS PAID					
9. Death benefits					
10. Matured endowments					
11. Annuity benefits					
12. Surrender values and withdrawals for life contracts		2,269			2,269
13. Aggregate write-ins for miscellaneous direct claims and benefits paid					
14. All other benefits, except accident and health					
15. Totals		2,269			2,269
DETAILS OF WRITE-INS					
1301.					
1302.					
1303.					
1398. Summary of Line 13 from overflow page					
1399. Totals (Lines 1301 thru 1303 plus 1398) (Line 13 above)					

DIRECT DEATH BENEFITS AND MATURED ENDOWMENTS INCURRED	Ordinary		Credit Life (Group and Individual)		Group		Industrial		Total	
	1	2	3	4	5	6	7	8	9	10
	No. of Pol. & Certifs.	Amount	No. of Ind. Pol. & Gr. Certifs.	Amount	No. of Certifs.	Amount	No. of Pol. & Certifs.	Amount	No. of Pol. & Certifs.	Amount
16. Unpaid December 31, prior year										
17. Incurred during current year										
18. Settled during current year:										
18.1 By payment in full										
18.2 By payment on compromised claims										
18.3 Totals paid										
18.4 Reduction by compromise										
18.5 Amount rejected										
18.6 Total settlements										
19. Unpaid Dec. 31, current year (16+17-18.6)										
NONE										
POLICY EXHIBIT					No. of Policies					
20. In force December 31, prior year			(a)							
21. Issued during year										
22. Other changes to in force (Net)										
23. In force December 31 of current year			(a)							

(a) Includes Individual Credit Life Insurance prior year \$ _____, current year \$ _____
Includes Group Credit Life Insurance Loans less than or equal to 60 months at issue, prior year \$ _____, current year \$ _____
Loans greater than 60 months at issue BUT NOT GREATER THAN 120 MONTHS, prior year \$ _____, current year \$ _____

ACCIDENT AND HEALTH INSURANCE

	1 Direct Premiums	2 Direct Premiums Earned	3 Policyholder Dividends Paid, Refunds to Members or Credited on Direct Business	4 Direct Losses Paid	5 Direct Losses Incurred
24. Group Policies (b)					
24.1 Federal Employees Health Benefits Plan premium (b)					
24.2 Credit (Group and Individual)					
24.3 Collectively renewable policies/certificates (b)					
24.4 Medicare Title XVIII exempt from state taxes or fees					
24.5 Other Individual Policies:					
25.1 Non-cancelable (b)					
25.2 Guaranteed renewable (b)					
25.3 Non-renewable for stated reasons only (b)					
25.4 Other accident only					
25.5 All other (b)					
25.6 Totals (sum of Lines 25.1 to 25.5)					
26. Totals (Lines 24 + 24.1 + 24.2 + 24.3 + 24.4 + 25.6)					
NONE					

(b) For health business on indicated lines report: Number of persons insured under PPO managed care products _____ and number of persons insured under indemnity only products _____



ANNUAL STATEMENT FOR THE YEAR 2019 OF THE AMERICAN EQUITY INVESTMENT LIFE INSURANCE COMPANY OF NEW YORK

DIRECT BUSINESS IN THE STATE OF Massachusetts
NAIC Group Code 2658

LIFE INSURANCE

DURING THE YEAR 2019
NAIC Company Code 11135

DIRECT PREMIUMS AND ANNUITY CONSIDERATIONS	1	2	3	4	5
	Ordinary	Credit Life (Group and Individual)	Group	Industrial	Total
1. Life insurance					
2. Annuity considerations					
3. Deposit-type contract funds		XXX		XXX	
4. Other considerations					
5. Totals (Sum of Lines 1 to 4)					
DIRECT DIVIDENDS TO POLICYHOLDERS/REFUNDS TO MEMBERS					
Life insurance:					
6.1 Paid in cash or left on deposit					
6.2 Applied to pay renewal premiums					
6.3 Applied to provide paid-up additions or shorten the endowment or premium-paying period					
6.4 Other					
6.5 Totals (Sum of Lines 6.1 to 6.4)					
Annuities:					
7.1 Paid in cash or left on deposit					
7.2 Applied to provide paid-up annuities					
7.3 Other					
7.4 Totals (Sum of Lines 7.1 to 7.3)					
8. Grand Totals (Lines 6.5 plus 7.4)					
DIRECT CLAIMS AND BENEFITS PAID					
9. Death benefits					
10. Matured endowments					
11. Annuity benefits		76,528			76,528
12. Surrender values and withdrawals for life contracts		37,069			37,069
13. Aggregate write-ins for miscellaneous direct claims and benefits paid					
14. All other benefits, except accident and health					
15. Totals		113,597			113,597
DETAILS OF WRITE-INS					
1301.					
1302.					
1303.					
1398. Summary of Line 13 from overflow page					
1399. Totals (Lines 1301 thru 1303 plus 1398) (Line 13 above)					

DIRECT DEATH BENEFITS AND MATURED ENDOWMENTS INCURRED	Ordinary		Credit Life (Group and Individual)		Group		Industrial		Total	
	1	2	3	4	5	6	7	8	9	10
	No. of Pol. & Certifs.	Amount	No. of Ind. Pol. & Gr. Certifs.	Amount	No. of Certifs.	Amount	No. of Pol. & Certifs.	Amount	No. of Pol. & Certifs.	Amount
16. Unpaid December 31, prior year										
17. Incurred during current year										
18. Settled during current year:										
18.1 By payment in full										
18.2 By payment on compromised claims										
18.3 Totals paid										
18.4 Reduction by compromise										
18.5 Amount rejected										
18.6 Total settlements										
19. Unpaid Dec. 31, current year (16+17-18.6)										
POLICY EXHIBIT						No. of Policies				
20. In force December 31, prior year			(a)							
21. Issued during year										
22. Other changes to in force (Net)										
23. In force December 31 of current year			(a)							

NONE

(a) Includes Individual Credit Life Insurance prior year \$ _____, current year \$ _____
Includes Group Credit Life Insurance Loans less than or equal to 60 months at issue, prior year \$ _____, current year \$ _____
Loans greater than 60 months at issue BUT NOT GREATER THAN 120 MONTHS, prior year \$ _____, current year \$ _____

ACCIDENT AND HEALTH INSURANCE

	1	2	3	4	5
	Direct Premiums	Direct Premiums Earned	Policyholder Dividends Paid, Refunds to Members or Credited on Direct Business	Direct Losses Paid	Direct Losses Incurred
24. Group Policies (b)					
24.1 Federal Employees Health Benefits Plan premium (b)					
24.2 Credit (Group and Individual)					
24.3 Collectively renewable policies/certificates (b)					
24.4 Medicare Title XVIII exempt from state taxes or fees					
24.5 Other Individual Policies:					
25.1 Non-cancelable (b)					
25.2 Guaranteed renewable (b)					
25.3 Non-renewable for stated reasons only (b)					
25.4 Other accident only					
25.5 All other (b)					
25.6 Totals (sum of Lines 25.1 to 25.5)					
26. Totals (Lines 24 + 24.1 + 24.2 + 24.3 + 24.4 + 25.6)					

NONE

(b) For health business on indicated lines report: Number of persons insured under PPO managed care products _____ and number of persons insured under indemnity only products _____



ANNUAL STATEMENT FOR THE YEAR 2019 OF THE AMERICAN EQUITY INVESTMENT LIFE INSURANCE COMPANY OF NEW YORK

DIRECT BUSINESS IN THE STATE OF Minnesota
NAIC Group Code 2658

LIFE INSURANCE

DURING THE YEAR 2019
NAIC Company Code 11135

DIRECT PREMIUMS AND ANNUITY CONSIDERATIONS	1 Ordinary	2 Credit Life (Group and Individual)	3 Group	4 Industrial	5 Total
1. Life insurance					
2. Annuity considerations					
3. Deposit-type contract funds		XXX		XXX	
4. Other considerations					
5. Totals (Sum of Lines 1 to 4)					
DIRECT DIVIDENDS TO POLICYHOLDERS/REFUNDS TO MEMBERS					
Life insurance:					
6.1 Paid in cash or left on deposit					
6.2 Applied to pay renewal premiums					
6.3 Applied to provide paid-up additions or shorten the endowment or premium-paying period					
6.4 Other					
6.5 Totals (Sum of Lines 6.1 to 6.4)					
Annuities:					
7.1 Paid in cash or left on deposit					
7.2 Applied to provide paid-up annuities					
7.3 Other					
7.4 Totals (Sum of Lines 7.1 to 7.3)					
8. Grand Totals (Lines 6.5 plus 7.4)					
DIRECT CLAIMS AND BENEFITS PAID					
9. Death benefits					
10. Matured endowments					
11. Annuity benefits					
12. Surrender values and withdrawals for life contracts		1,000			1,000
13. Aggregate write-ins for miscellaneous direct claims and benefits paid					
14. All other benefits, except accident and health					
15. Totals		1,000			1,000
DETAILS OF WRITE-INS					
1301.					
1302.					
1303.					
1398. Summary of Line 13 from overflow page					
1399. Totals (Lines 1301 thru 1303 plus 1398) (Line 13 above)					

DIRECT DEATH BENEFITS AND MATURED ENDOWMENTS INCURRED	Ordinary		Credit Life (Group and Individual)		Group		Industrial		Total	
	1	2	3	4	5	6	7	8	9	10
	No. of Pol. & Certifs.	Amount	No. of Ind. Pol. & Gr. Certifs.	Amount	No. of Certifs.	Amount	No. of Pol. & Certifs.	Amount	No. of Pol. & Certifs.	Amount
16. Unpaid December 31, prior year										
17. Incurred during current year										
18. Settled during current year:										
18.1 By payment in full										
18.2 By payment on compromised claims										
18.3 Totals paid										
18.4 Reduction by compromise										
18.5 Amount rejected										
18.6 Total settlements										
19. Unpaid Dec. 31, current year (16+17-18.6)										
NONE										
POLICY EXHIBIT										
20. In force December 31, prior year					No. of Policies					
21. Issued during year			(a)							
22. Other changes to in force (Net)										
23. In force December 31 of current year			(a)							

(a) Includes Individual Credit Life Insurance prior year \$ _____, current year \$ _____
 Includes Group Credit Life Insurance Loans less than or equal to 60 months at issue, prior year \$ _____, current year \$ _____
 Loans greater than 60 months at issue BUT NOT GREATER THAN 120 MONTHS, prior year \$ _____, current year \$ _____

ACCIDENT AND HEALTH INSURANCE

	1 Direct Premiums	2 Direct Premiums Earned	3 Policyholder Dividends Paid, Refunds to Members or Credited on Direct Business	4 Direct Losses Paid	5 Direct Losses Incurred
24. Group Policies (b)					
24.1 Federal Employees Health Benefits Plan premium (b)					
24.2 Credit (Group and Individual)					
24.3 Collectively renewable policies/certificates (b)					
24.4 Medicare Title XVIII exempt from state taxes or fees					
24.5 Other Individual Policies:					
25.1 Non-cancelable (b)					
25.2 Guaranteed renewable (b)					
25.3 Non-renewable for stated reasons only (b)					
25.4 Other accident only					
25.5 All other (b)					
25.6 Totals (sum of Lines 25.1 to 25.5)					
26. Totals (Lines 24 + 24.1 + 24.2 + 24.3 + 24.4 + 25.6)					
NONE					

(b) For health business on indicated lines report: Number of persons insured under PPO managed care products _____ and number of persons insured under indemnity only products _____



ANNUAL STATEMENT FOR THE YEAR 2019 OF THE AMERICAN EQUITY INVESTMENT LIFE INSURANCE COMPANY OF NEW YORK

DIRECT BUSINESS IN THE STATE OF Nevada
NAIC Group Code 2658

LIFE INSURANCE

DURING THE YEAR 2019
NAIC Company Code 11135

DIRECT PREMIUMS AND ANNUITY CONSIDERATIONS	1	2	3	4	5
	Ordinary	Credit Life (Group and Individual)	Group	Industrial	Total
1. Life insurance					
2. Annuity considerations					
3. Deposit-type contract funds		XXX		XXX	
4. Other considerations					
5. Totals (Sum of Lines 1 to 4)					
DIRECT DIVIDENDS TO POLICYHOLDERS/REFUNDS TO MEMBERS					
Life insurance:					
6.1 Paid in cash or left on deposit					
6.2 Applied to pay renewal premiums					
6.3 Applied to provide paid-up additions or shorten the endowment or premium-paying period					
6.4 Other					
6.5 Totals (Sum of Lines 6.1 to 6.4)					
Annuities:					
7.1 Paid in cash or left on deposit					
7.2 Applied to provide paid-up annuities					
7.3 Other					
7.4 Totals (Sum of Lines 7.1 to 7.3)					
8. Grand Totals (Lines 6.5 plus 7.4)					
DIRECT CLAIMS AND BENEFITS PAID					
9. Death benefits					
10. Matured endowments					
11. Annuity benefits					
12. Surrender values and withdrawals for life contracts		25,463			25,463
13. Aggregate write-ins for miscellaneous direct claims and benefits paid					
14. All other benefits, except accident and health					
15. Totals		25,463			25,463
DETAILS OF WRITE-INS					
1301.					
1302.					
1303.					
1398. Summary of Line 13 from overflow page					
1399. Totals (Lines 1301 thru 1303 plus 1398) (Line 13 above)					

DIRECT DEATH BENEFITS AND MATURED ENDOWMENTS INCURRED	Ordinary		Credit Life (Group and Individual)		Group		Industrial		Total	
	1	2	3	4	5	6	7	8	9	10
	No. of Pol. & Certifs.	Amount	No. of Ind. Pol. & Gr. Certifs.	Amount	No. of Certifs.	Amount	No. of Pol. & Certifs.	Amount	No. of Pol. & Certifs.	Amount
16. Unpaid December 31, prior year										
17. Incurred during current year										
18. Settled during current year:										
18.1 By payment in full										
18.2 By payment on compromised claims										
18.3 Totals paid										
18.4 Reduction by compromise										
18.5 Amount rejected										
18.6 Total settlements										
19. Unpaid Dec. 31, current year (16+17-18.6)										
NONE										
POLICY EXHIBIT					No. of Policies					
20. In force December 31, prior year			(a)							
21. Issued during year										
22. Other changes to in force (Net)										
23. In force December 31 of current year			(a)							

(a) Includes Individual Credit Life Insurance prior year \$ _____, current year \$ _____
Includes Group Credit Life Insurance Loans less than or equal to 60 months at issue, prior year \$ _____, current year \$ _____
Loans greater than 60 months at issue BUT NOT GREATER THAN 120 MONTHS, prior year \$ _____, current year \$ _____

ACCIDENT AND HEALTH INSURANCE

	1	2	3	4	5
	Direct Premiums	Direct Premiums Earned	Policyholder Dividends Paid, Refunds to Members or Credited on Direct Business	Direct Losses Paid	Direct Losses Incurred
24. Group Policies (b)					
24.1 Federal Employees Health Benefits Plan premium (b)					
24.2 Credit (Group and Individual)					
24.3 Collectively renewable policies/certificates (b)					
24.4 Medicare Title XVIII exempt from state taxes or fees					
24.5 Other Individual Policies:					
25.1 Non-cancelable (b)					
25.2 Guaranteed renewable (b)					
25.3 Non-renewable for stated reasons only (b)					
25.4 Other accident only					
25.5 All other (b)					
25.6 Totals (sum of Lines 25.1 to 25.5)					
26. Totals (Lines 24 + 24.1 + 24.2 + 24.3 + 24.4 + 25.6)					
NONE					

(b) For health business on indicated lines report: Number of persons insured under PPO managed care products _____ and number of persons insured under indemnity only products _____



ANNUAL STATEMENT FOR THE YEAR 2019 OF THE AMERICAN EQUITY INVESTMENT LIFE INSURANCE COMPANY OF NEW YORK

DIRECT BUSINESS IN THE STATE OF New Jersey
NAIC Group Code 2658

LIFE INSURANCE

DURING THE YEAR 2019
NAIC Company Code 11135

DIRECT PREMIUMS AND ANNUITY CONSIDERATIONS	1	2	3	4	5
	Ordinary	Credit Life (Group and Individual)	Group	Industrial	Total
1. Life insurance					
2. Annuity considerations	99,173				99,173
3. Deposit-type contract funds		XXX		XXX	
4. Other considerations					
5. Totals (Sum of Lines 1 to 4)	99,173				99,173
DIRECT DIVIDENDS TO POLICYHOLDERS/REFUNDS TO MEMBERS					
Life insurance:					
6.1 Paid in cash or left on deposit					
6.2 Applied to pay renewal premiums					
6.3 Applied to provide paid-up additions or shorten the endowment or premium-paying period					
6.4 Other					
6.5 Totals (Sum of Lines 6.1 to 6.4)					
Annuities:					
7.1 Paid in cash or left on deposit					
7.2 Applied to provide paid-up annuities					
7.3 Other					
7.4 Totals (Sum of Lines 7.1 to 7.3)					
8. Grand Totals (Lines 6.5 plus 7.4)					
DIRECT CLAIMS AND BENEFITS PAID					
9. Death benefits					
10. Matured endowments					
11. Annuity benefits	115,119				115,119
12. Surrender values and withdrawals for life contracts	269,770				269,770
13. Aggregate write-ins for miscellaneous direct claims and benefits paid					
14. All other benefits, except accident and health					
15. Totals	384,890				384,890
DETAILS OF WRITE-INS					
1301.					
1302.					
1303.					
1398. Summary of Line 13 from overflow page					
1399. Totals (Lines 1301 thru 1303 plus 1398) (Line 13 above)					

DIRECT DEATH BENEFITS AND MATURED ENDOWMENTS INCURRED	Ordinary		Credit Life (Group and Individual)		Group		Industrial		Total	
	1	2	3	4	5	6	7	8	9	10
	No. of Pol. & Certifs.	Amount	No. of Ind. Pol. & Gr. Certifs.	Amount	No. of Certifs.	Amount	No. of Pol. & Certifs.	Amount	No. of Pol. & Certifs.	Amount
16. Unpaid December 31, prior year										
17. Incurred during current year										
18. Settled during current year:										
18.1 By payment in full										
18.2 By payment on compromised claims										
18.3 Totals paid										
18.4 Reduction by compromise										
18.5 Amount rejected										
18.6 Total settlements										
19. Unpaid Dec. 31, current year (16+17-18.6)										
POLICY EXHIBIT						No. of Policies				
20. In force December 31, prior year			(a)							
21. Issued during year										
22. Other changes to in force (Net)										
23. In force December 31 of current year			(a)							

NONE

(a) Includes Individual Credit Life Insurance prior year \$ _____, current year \$ _____
Includes Group Credit Life Insurance Loans less than or equal to 60 months at issue, prior year \$ _____, current year \$ _____
Loans greater than 60 months at issue BUT NOT GREATER THAN 120 MONTHS, prior year \$ _____, current year \$ _____

ACCIDENT AND HEALTH INSURANCE

	1	2	3	4	5
	Direct Premiums	Direct Premiums Earned	Policyholder Dividends Paid, Refunds to Members or Credited on Direct Business	Direct Losses Paid	Direct Losses Incurred
24. Group Policies (b)					
24.1 Federal Employees Health Benefits Plan premium (b)					
24.2 Credit (Group and Individual)					
24.3 Collectively renewable policies/certificates (b)					
24.4 Medicare Title XVIII exempt from state taxes or fees					
24.5 Other Individual Policies:					
25.1 Non-cancelable (b)					
25.2 Guaranteed renewable (b)					
25.3 Non-renewable for stated reasons only (b)					
25.4 Other accident only					
25.5 All other (b)					
25.6 Totals (sum of Lines 25.1 to 25.5)					
26. Totals (Lines 24 + 24.1 + 24.2 + 24.3 + 24.4 + 25.6)					

NONE

(b) For health business on indicated lines report: Number of persons insured under PPO managed care products _____ and number of persons insured under indemnity only products _____



ANNUAL STATEMENT FOR THE YEAR 2019 OF THE AMERICAN EQUITY INVESTMENT LIFE INSURANCE COMPANY OF NEW YORK

DIRECT BUSINESS IN THE STATE OF New York
NAIC Group Code 2658

LIFE INSURANCE

DURING THE YEAR 2019
NAIC Company Code 11135

DIRECT PREMIUMS AND ANNUITY CONSIDERATIONS	1	2	3	4	5
	Ordinary	Credit Life (Group and Individual)	Group	Industrial	Total
1. Life insurance					
2. Annuity considerations	1,514,686				1,514,686
3. Deposit-type contract funds		XXX		XXX	
4. Other considerations					
5. Totals (Sum of Lines 1 to 4)	1,514,686				1,514,686
DIRECT DIVIDENDS TO POLICYHOLDERS/REFUNDS TO MEMBERS					
Life insurance:					
6.1 Paid in cash or left on deposit					
6.2 Applied to pay renewal premiums					
6.3 Applied to provide paid-up additions or shorten the endowment or premium-paying period					
6.4 Other					
6.5 Totals (Sum of Lines 6.1 to 6.4)					
Annuities:					
7.1 Paid in cash or left on deposit					
7.2 Applied to provide paid-up annuities					
7.3 Other					
7.4 Totals (Sum of Lines 7.1 to 7.3)					
8. Grand Totals (Lines 6.5 plus 7.4)					
DIRECT CLAIMS AND BENEFITS PAID					
9. Death benefits					
10. Matured endowments					
11. Annuity benefits	1,135,035				1,135,035
12. Surrender values and withdrawals for life contracts	14,430,909				14,430,909
13. Aggregate write-ins for miscellaneous direct claims and benefits paid					
14. All other benefits, except accident and health	241,755				241,755
15. Totals	15,807,699				15,807,699
DETAILS OF WRITE-INS					
1301.					
1302.					
1303.					
1398. Summary of Line 13 from overflow page					
1399. Totals (Lines 1301 thru 1303 plus 1398) (Line 13 above)					

DIRECT DEATH BENEFITS AND MATURED ENDOWMENTS INCURRED	Ordinary		Credit Life (Group and Individual)		Group		Industrial		Total	
	1	2	3	4	5	6	7	8	9	10
	No. of Pol. & Certifs.	Amount	No. of Ind. Pol. & Gr. Certifs.	Amount	No. of Certifs.	Amount	No. of Pol. & Certifs.	Amount	No. of Pol. & Certifs.	Amount
16. Unpaid December 31, prior year										
17. Incurred during current year										
18. Settled during current year:										
18.1 By payment in full										
18.2 By payment on compromised claims										
18.3 Totals paid										
18.4 Reduction by compromise										
18.5 Amount rejected										
18.6 Total settlements										
19. Unpaid Dec. 31, current year (16+17-18.6)										
POLICY EXHIBIT						No. of Policies				
20. In force December 31, prior year			(a)							
21. Issued during year										
22. Other changes to in force (Net)										
23. In force December 31 of current year			(a)							

NONE

(a) Includes Individual Credit Life Insurance prior year \$ _____, current year \$ _____
Includes Group Credit Life Insurance Loans less than or equal to 60 months at issue, prior year \$ _____, current year \$ _____
Loans greater than 60 months at issue BUT NOT GREATER THAN 120 MONTHS, prior year \$ _____, current year \$ _____

ACCIDENT AND HEALTH INSURANCE

	1	2	3	4	5
	Direct Premiums	Direct Premiums Earned	Policyholder Dividends Paid, Refunds to Members or Credited on Direct Business	Direct Losses Paid	Direct Losses Incurred
24. Group Policies (b)					
24.1 Federal Employees Health Benefits Plan premium (b)					
24.2 Credit (Group and Individual)					
24.3 Collectively renewable policies/certificates (b)					
24.4 Medicare Title XVIII exempt from state taxes or fees					
24.5 Other Individual Policies:					
25.1 Non-cancelable (b)					
25.2 Guaranteed renewable (b)					
25.3 Non-renewable for stated reasons only (b)					
25.4 Other accident only					
25.5 All other (b)					
25.6 Totals (sum of Lines 25.1 to 25.5)					
26. Totals (Lines 24 + 24.1 + 24.2 + 24.3 + 24.4 + 25.6)					

NONE

(b) For health business on indicated lines report: Number of persons insured under PPO managed care products _____ and number of persons insured under indemnity only products _____



ANNUAL STATEMENT FOR THE YEAR 2019 OF THE AMERICAN EQUITY INVESTMENT LIFE INSURANCE COMPANY OF NEW YORK

DIRECT BUSINESS IN THE STATE OF North Carolina
NAIC Group Code 2658

LIFE INSURANCE

DURING THE YEAR 2019
NAIC Company Code 11135

DIRECT PREMIUMS AND ANNUITY CONSIDERATIONS	1	2	3	4	5
	Ordinary	Credit Life (Group and Individual)	Group	Industrial	Total
1. Life insurance					
2. Annuity considerations					
3. Deposit-type contract funds		XXX		XXX	
4. Other considerations					
5. Totals (Sum of Lines 1 to 4)					
DIRECT DIVIDENDS TO POLICYHOLDERS/REFUNDS TO MEMBERS					
Life insurance:					
6.1 Paid in cash or left on deposit					
6.2 Applied to pay renewal premiums					
6.3 Applied to provide paid-up additions or shorten the endowment or premium-paying period					
6.4 Other					
6.5 Totals (Sum of Lines 6.1 to 6.4)					
Annuities:					
7.1 Paid in cash or left on deposit					
7.2 Applied to provide paid-up annuities					
7.3 Other					
7.4 Totals (Sum of Lines 7.1 to 7.3)					
8. Grand Totals (Lines 6.5 plus 7.4)					
DIRECT CLAIMS AND BENEFITS PAID					
9. Death benefits					
10. Matured endowments					
11. Annuity benefits		37,265			37,265
12. Surrender values and withdrawals for life contracts		55,201			55,201
13. Aggregate write-ins for miscellaneous direct claims and benefits paid					
14. All other benefits, except accident and health					
15. Totals		92,466			92,466
DETAILS OF WRITE-INS					
1301.					
1302.					
1303.					
1398. Summary of Line 13 from overflow page					
1399. Totals (Lines 1301 thru 1303 plus 1398) (Line 13 above)					

DIRECT DEATH BENEFITS AND MATURED ENDOWMENTS INCURRED	Ordinary		Credit Life (Group and Individual)		Group		Industrial		Total	
	1	2	3	4	5	6	7	8	9	10
	No. of Pol. & Certifs.	Amount	No. of Ind. Pol. & Gr. Certifs.	Amount	No. of Certifs.	Amount	No. of Pol. & Certifs.	Amount	No. of Pol. & Certifs.	Amount
16. Unpaid December 31, prior year										
17. Incurred during current year										
18. Settled during current year:										
18.1 By payment in full										
18.2 By payment on compromised claims										
18.3 Totals paid										
18.4 Reduction by compromise										
18.5 Amount rejected										
18.6 Total settlements										
19. Unpaid Dec. 31, current year (16+17-18.6)										
NONE						No. of Policies				
POLICY EXHIBIT										
20. In force December 31, prior year			(a)							
21. Issued during year										
22. Other changes to in force (Net)										
23. In force December 31 of current year			(a)							

(a) Includes Individual Credit Life Insurance prior year \$ _____, current year \$ _____
Includes Group Credit Life Insurance Loans less than or equal to 60 months at issue, prior year \$ _____, current year \$ _____
Loans greater than 60 months at issue BUT NOT GREATER THAN 120 MONTHS, prior year \$ _____, current year \$ _____

ACCIDENT AND HEALTH INSURANCE

	1	2	3	4	5
	Direct Premiums	Direct Premiums Earned	Policyholder Dividends Paid, Refunds to Members or Credited on Direct Business	Direct Losses Paid	Direct Losses Incurred
24. Group Policies (b)					
24.1 Federal Employees Health Benefits Plan premium (b)					
24.2 Credit (Group and Individual)					
24.3 Collectively renewable policies/certificates (b)					
24.4 Medicare Title XVIII exempt from state taxes or fees					
24.5 Other Individual Policies:					
25.1 Non-cancelable (b)					
25.2 Guaranteed renewable (b)					
25.3 Non-renewable for stated reasons only (b)					
25.4 Other accident only					
25.5 All other (b)					
25.6 Totals (sum of Lines 25.1 to 25.5)					
26. Totals (Lines 24 + 24.1 + 24.2 + 24.3 + 24.4 + 25.6)					
NONE					

(b) For health business on indicated lines report: Number of persons insured under PPO managed care products _____ and number of persons insured under indemnity only products _____



ANNUAL STATEMENT FOR THE YEAR 2019 OF THE AMERICAN EQUITY INVESTMENT LIFE INSURANCE COMPANY OF NEW YORK

DIRECT BUSINESS IN THE STATE OF Ohio
NAIC Group Code 2658

LIFE INSURANCE

DURING THE YEAR 2019
NAIC Company Code 11135

DIRECT PREMIUMS AND ANNUITY CONSIDERATIONS	1	2	3	4	5
	Ordinary	Credit Life (Group and Individual)	Group	Industrial	Total
1. Life insurance					
2. Annuity considerations					
3. Deposit-type contract funds		XXX		XXX	
4. Other considerations					
5. Totals (Sum of Lines 1 to 4)					
DIRECT DIVIDENDS TO POLICYHOLDERS/REFUNDS TO MEMBERS					
Life insurance:					
6.1 Paid in cash or left on deposit					
6.2 Applied to pay renewal premiums					
6.3 Applied to provide paid-up additions or shorten the endowment or premium-paying period					
6.4 Other					
6.5 Totals (Sum of Lines 6.1 to 6.4)					
Annuities:					
7.1 Paid in cash or left on deposit					
7.2 Applied to provide paid-up annuities					
7.3 Other					
7.4 Totals (Sum of Lines 7.1 to 7.3)					
8. Grand Totals (Lines 6.5 plus 7.4)					
DIRECT CLAIMS AND BENEFITS PAID					
9. Death benefits					
10. Matured endowments					
11. Annuity benefits					
12. Surrender values and withdrawals for life contracts		2,966			2,966
13. Aggregate write-ins for miscellaneous direct claims and benefits paid					
14. All other benefits, except accident and health					
15. Totals		2,966			2,966
DETAILS OF WRITE-INS					
1301.					
1302.					
1303.					
1398. Summary of Line 13 from overflow page					
1399. Totals (Lines 1301 thru 1303 plus 1398) (Line 13 above)					

DIRECT DEATH BENEFITS AND MATURED ENDOWMENTS INCURRED	Ordinary		Credit Life (Group and Individual)		Group		Industrial		Total	
	1	2	3	4	5	6	7	8	9	10
	No. of Pol. & Certifs.	Amount	No. of Ind. Pol. & Gr. Certifs.	Amount	No. of Certifs.	Amount	No. of Pol. & Certifs.	Amount	No. of Pol. & Certifs.	Amount
16. Unpaid December 31, prior year										
17. Incurred during current year										
18. Settled during current year:										
18.1 By payment in full										
18.2 By payment on compromised claims										
18.3 Totals paid										
18.4 Reduction by compromise										
18.5 Amount rejected										
18.6 Total settlements										
19. Unpaid Dec. 31, current year (16+17-18.6)										
POLICY EXHIBIT						No. of Policies				
20. In force December 31, prior year			(a)							
21. Issued during year										
22. Other changes to in force (Net)										
23. In force December 31 of current year			(a)							

NONE

(a) Includes Individual Credit Life Insurance prior year \$ _____, current year \$ _____
Includes Group Credit Life Insurance Loans less than or equal to 60 months at issue, prior year \$ _____, current year \$ _____
Loans greater than 60 months at issue BUT NOT GREATER THAN 120 MONTHS, prior year \$ _____, current year \$ _____

ACCIDENT AND HEALTH INSURANCE

	1	2	3	4	5
	Direct Premiums	Direct Premiums Earned	Policyholder Dividends Paid, Refunds to Members or Credited on Direct Business	Direct Losses Paid	Direct Losses Incurred
24. Group Policies (b)					
24.1 Federal Employees Health Benefits Plan premium (b)					
24.2 Credit (Group and Individual)					
24.3 Collectively renewable policies/certificates (b)					
24.4 Medicare Title XVIII exempt from state taxes or fees					
24.5 Other Individual Policies:					
25.1 Non-cancelable (b)					
25.2 Guaranteed renewable (b)					
25.3 Non-renewable for stated reasons only (b)					
25.4 Other accident only					
25.5 All other (b)					
25.6 Totals (sum of Lines 25.1 to 25.5)					
26. Totals (Lines 24 + 24.1 + 24.2 + 24.3 + 24.4 + 25.6)					

NONE

(b) For health business on indicated lines report: Number of persons insured under PPO managed care products _____ and number of persons insured under indemnity only products _____



ANNUAL STATEMENT FOR THE YEAR 2019 OF THE AMERICAN EQUITY INVESTMENT LIFE INSURANCE COMPANY OF NEW YORK

DIRECT BUSINESS IN THE STATE OF Pennsylvania
NAIC Group Code 2658

LIFE INSURANCE

DURING THE YEAR 2019
NAIC Company Code 11135

DIRECT PREMIUMS AND ANNUITY CONSIDERATIONS	1	2	3	4	5
	Ordinary	Credit Life (Group and Individual)	Group	Industrial	Total
1. Life insurance					
2. Annuity considerations	600				600
3. Deposit-type contract funds		XXX		XXX	
4. Other considerations					
5. Totals (Sum of Lines 1 to 4)	600				600
DIRECT DIVIDENDS TO POLICYHOLDERS/REFUNDS TO MEMBERS					
Life insurance:					
6.1 Paid in cash or left on deposit					
6.2 Applied to pay renewal premiums					
6.3 Applied to provide paid-up additions or shorten the endowment or premium-paying period					
6.4 Other					
6.5 Totals (Sum of Lines 6.1 to 6.4)					
Annuities:					
7.1 Paid in cash or left on deposit					
7.2 Applied to provide paid-up annuities					
7.3 Other					
7.4 Totals (Sum of Lines 7.1 to 7.3)					
8. Grand Totals (Lines 6.5 plus 7.4)					
DIRECT CLAIMS AND BENEFITS PAID					
9. Death benefits					
10. Matured endowments					
11. Annuity benefits	28,414				28,414
12. Surrender values and withdrawals for life contracts					
13. Aggregate write-ins for miscellaneous direct claims and benefits paid					
14. All other benefits, except accident and health					
15. Totals	28,414				28,414
DETAILS OF WRITE-INS					
1301.					
1302.					
1303.					
1398. Summary of Line 13 from overflow page					
1399. Totals (Lines 1301 thru 1303 plus 1398) (Line 13 above)					

DIRECT DEATH BENEFITS AND MATURED ENDOWMENTS INCURRED	Ordinary		Credit Life (Group and Individual)		Group		Industrial		Total	
	1	2	3	4	5	6	7	8	9	10
	No. of Pol. & Certifs.	Amount	No. of Ind. Pol. & Gr. Certifs.	Amount	No. of Certifs.	Amount	No. of Pol. & Certifs.	Amount	No. of Pol. & Certifs.	Amount
16. Unpaid December 31, prior year										
17. Incurred during current year										
Settled during current year:										
18.1 By payment in full										
18.2 By payment on compromised claims										
18.3 Totals paid										
18.4 Reduction by compromise										
18.5 Amount rejected										
18.6 Total settlements										
19. Unpaid Dec. 31, current year (16+17-18.6)										
POLICY EXHIBIT						No. of Policies				
20. In force December 31, prior year			(a)							
21. Issued during year										
22. Other changes to in force (Net)										
23. In force December 31 of current year			(a)							

NONE

(a) Includes Individual Credit Life Insurance prior year \$ _____, current year \$ _____
Includes Group Credit Life Insurance Loans less than or equal to 60 months at issue, prior year \$ _____, current year \$ _____
Loans greater than 60 months at issue BUT NOT GREATER THAN 120 MONTHS, prior year \$ _____, current year \$ _____

ACCIDENT AND HEALTH INSURANCE

	1	2	3	4	5
	Direct Premiums	Direct Premiums Earned	Policyholder Dividends Paid, Refunds to Members or Credited on Direct Business	Direct Losses Paid	Direct Losses Incurred
24. Group Policies (b)					
24.1 Federal Employees Health Benefits Plan premium (b)					
24.2 Credit (Group and Individual)					
24.3 Collectively renewable policies/certificates (b)					
24.4 Medicare Title XVIII exempt from state taxes or fees					
Other Individual Policies:					
25.1 Non-cancelable (b)					
25.2 Guaranteed renewable (b)					
25.3 Non-renewable for stated reasons only (b)					
25.4 Other accident only					
25.5 All other (b)					
25.6 Totals (sum of Lines 25.1 to 25.5)					
26. Totals (Lines 24 + 24.1 + 24.2 + 24.3 + 24.4 + 25.6)					

NONE

(b) For health business on indicated lines report: Number of persons insured under PPO managed care products _____ and number of persons insured under indemnity only products _____



ANNUAL STATEMENT FOR THE YEAR 2019 OF THE AMERICAN EQUITY INVESTMENT LIFE INSURANCE COMPANY OF NEW YORK

DIRECT BUSINESS IN THE STATE OF South Carolina
NAIC Group Code 2658

LIFE INSURANCE

DURING THE YEAR 2019
NAIC Company Code 11135

DIRECT PREMIUMS AND ANNUITY CONSIDERATIONS	1	2	3	4	5
	Ordinary	Credit Life (Group and Individual)	Group	Industrial	Total
1. Life insurance					
2. Annuity considerations					
3. Deposit-type contract funds		XXX		XXX	
4. Other considerations					
5. Totals (Sum of Lines 1 to 4)					
DIRECT DIVIDENDS TO POLICYHOLDERS/REFUNDS TO MEMBERS					
Life insurance:					
6.1 Paid in cash or left on deposit					
6.2 Applied to pay renewal premiums					
6.3 Applied to provide paid-up additions or shorten the endowment or premium-paying period					
6.4 Other					
6.5 Totals (Sum of Lines 6.1 to 6.4)					
Annuities:					
7.1 Paid in cash or left on deposit					
7.2 Applied to provide paid-up annuities					
7.3 Other					
7.4 Totals (Sum of Lines 7.1 to 7.3)					
8. Grand Totals (Lines 6.5 plus 7.4)					
DIRECT CLAIMS AND BENEFITS PAID					
9. Death benefits					
10. Matured endowments					
11. Annuity benefits					
12. Surrender values and withdrawals for life contracts		83,896			83,896
13. Aggregate write-ins for miscellaneous direct claims and benefits paid					
14. All other benefits, except accident and health					
15. Totals		83,896			83,896
DETAILS OF WRITE-INS					
1301.					
1302.					
1303.					
1398. Summary of Line 13 from overflow page					
1399. Totals (Lines 1301 thru 1303 plus 1398) (Line 13 above)					

DIRECT DEATH BENEFITS AND MATURED ENDOWMENTS INCURRED	Ordinary		Credit Life (Group and Individual)		Group		Industrial		Total	
	1	2	3	4	5	6	7	8	9	10
	No. of Pol. & Certifs.	Amount	No. of Ind. Pol. & Gr. Certifs.	Amount	No. of Certifs.	Amount	No. of Pol. & Certifs.	Amount	No. of Pol. & Certifs.	Amount
16. Unpaid December 31, prior year										
17. Incurred during current year										
18. Settled during current year:										
18.1 By payment in full										
18.2 By payment on compromised claims										
18.3 Totals paid										
18.4 Reduction by compromise										
18.5 Amount rejected										
18.6 Total settlements										
19. Unpaid Dec. 31, current year (16+17-18.6)										
NONE										
POLICY EXHIBIT					No. of Policies					
20. In force December 31, prior year			(a)							
21. Issued during year										
22. Other changes to in force (Net)										
23. In force December 31 of current year			(a)							

(a) Includes Individual Credit Life Insurance prior year \$ _____, current year \$ _____
Includes Group Credit Life Insurance Loans less than or equal to 60 months at issue, prior year \$ _____, current year \$ _____
Loans greater than 60 months at issue BUT NOT GREATER THAN 120 MONTHS, prior year \$ _____, current year \$ _____

ACCIDENT AND HEALTH INSURANCE

	1	2	3	4	5
	Direct Premiums	Direct Premiums Earned	Policyholder Dividends Paid, Refunds to Members or Credited on Direct Business	Direct Losses Paid	Direct Losses Incurred
24. Group Policies (b)					
24.1 Federal Employees Health Benefits Plan premium (b)					
24.2 Credit (Group and Individual)					
24.3 Collectively renewable policies/certificates (b)					
24.4 Medicare Title XVIII exempt from state taxes or fees					
24.5 Other Individual Policies:					
25.1 Non-cancelable (b)					
25.2 Guaranteed renewable (b)					
25.3 Non-renewable for stated reasons only (b)					
25.4 Other accident only					
25.5 All other (b)					
25.6 Totals (sum of Lines 25.1 to 25.5)					
26. Totals (Lines 24 + 24.1 + 24.2 + 24.3 + 24.4 + 25.6)					
NONE					

(b) For health business on indicated lines report: Number of persons insured under PPO managed care products _____ and number of persons insured under indemnity only products _____



ANNUAL STATEMENT FOR THE YEAR 2019 OF THE AMERICAN EQUITY INVESTMENT LIFE INSURANCE COMPANY OF NEW YORK

DIRECT BUSINESS IN THE STATE OF Tennessee
NAIC Group Code 2658

LIFE INSURANCE

DURING THE YEAR 2019
NAIC Company Code 11135

DIRECT PREMIUMS AND ANNUITY CONSIDERATIONS	1 Ordinary	2 Credit Life (Group and Individual)	3 Group	4 Industrial	5 Total
1. Life insurance					
2. Annuity considerations					
3. Deposit-type contract funds		XXX		XXX	
4. Other considerations					
5. Totals (Sum of Lines 1 to 4)					
DIRECT DIVIDENDS TO POLICYHOLDERS/REFUNDS TO MEMBERS					
Life insurance:					
6.1 Paid in cash or left on deposit					
6.2 Applied to pay renewal premiums					
6.3 Applied to provide paid-up additions or shorten the endowment or premium-paying period					
6.4 Other					
6.5 Totals (Sum of Lines 6.1 to 6.4)					
Annuities:					
7.1 Paid in cash or left on deposit					
7.2 Applied to provide paid-up annuities					
7.3 Other					
7.4 Totals (Sum of Lines 7.1 to 7.3)					
8. Grand Totals (Lines 6.5 plus 7.4)					
DIRECT CLAIMS AND BENEFITS PAID					
9. Death benefits					
10. Matured endowments					
11. Annuity benefits					
12. Surrender values and withdrawals for life contracts		1,939			1,939
13. Aggregate write-ins for miscellaneous direct claims and benefits paid					
14. All other benefits, except accident and health					
15. Totals		1,939			1,939
DETAILS OF WRITE-INS					
1301.					
1302.					
1303.					
1398. Summary of Line 13 from overflow page					
1399. Totals (Lines 1301 thru 1303 plus 1398) (Line 13 above)					

DIRECT DEATH BENEFITS AND MATURED ENDOWMENTS INCURRED	Ordinary		Credit Life (Group and Individual)		Group		Industrial		Total	
	1	2	3	4	5	6	7	8	9	10
	No. of Pol. & Certifs.	Amount	No. of Ind. Pol. & Gr. Certifs.	Amount	No. of Certifs.	Amount	No. of Pol. & Certifs.	Amount	No. of Pol. & Certifs.	Amount
16. Unpaid December 31, prior year										
17. Incurred during current year										
18. Settled during current year:										
18.1 By payment in full										
18.2 By payment on compromised claims										
18.3 Totals paid										
18.4 Reduction by compromise										
18.5 Amount rejected										
18.6 Total settlements										
19. Unpaid Dec. 31, current year (16+17-18.6)										
POLICY EXHIBIT						No. of Policies				
20. In force December 31, prior year			(a)							
21. Issued during year										
22. Other changes to in force (Net)										
23. In force December 31 of current year			(a)							

NONE

(a) Includes Individual Credit Life Insurance prior year \$ _____, current year \$ _____
Includes Group Credit Life Insurance Loans less than or equal to 60 months at issue, prior year \$ _____, current year \$ _____
Loans greater than 60 months at issue BUT NOT GREATER THAN 120 MONTHS, prior year \$ _____, current year \$ _____

ACCIDENT AND HEALTH INSURANCE

	1 Direct Premiums	2 Direct Premiums Earned	3 Policyholder Dividends Paid, Refunds to Members or Credited on Direct Business	4 Direct Losses Paid	5 Direct Losses Incurred
24. Group Policies (b)					
24.1 Federal Employees Health Benefits Plan premium (b)					
24.2 Credit (Group and Individual)					
24.3 Collectively renewable policies/certificates (b)					
24.4 Medicare Title XVIII exempt from state taxes or fees					
24.5 Other Individual Policies:					
25.1 Non-cancelable (b)					
25.2 Guaranteed renewable (b)					
25.3 Non-renewable for stated reasons only (b)					
25.4 Other accident only					
25.5 All other (b)					
25.6 Totals (sum of Lines 25.1 to 25.5)					
26. Totals (Lines 24 + 24.1 + 24.2 + 24.3 + 24.4 + 25.6)					

NONE

(b) For health business on indicated lines report: Number of persons insured under PPO managed care products _____ and number of persons insured under indemnity only products _____



ANNUAL STATEMENT FOR THE YEAR 2019 OF THE AMERICAN EQUITY INVESTMENT LIFE INSURANCE COMPANY OF NEW YORK

DIRECT BUSINESS IN THE STATE OF Texas
NAIC Group Code 2658

LIFE INSURANCE

DURING THE YEAR 2019
NAIC Company Code 11135

DIRECT PREMIUMS AND ANNUITY CONSIDERATIONS	1	2	3	4	5
	Ordinary	Credit Life (Group and Individual)	Group	Industrial	Total
1. Life insurance					
2. Annuity considerations					
3. Deposit-type contract funds		XXX		XXX	
4. Other considerations					
5. Totals (Sum of Lines 1 to 4)					
DIRECT DIVIDENDS TO POLICYHOLDERS/REFUNDS TO MEMBERS					
Life insurance:					
6.1 Paid in cash or left on deposit					
6.2 Applied to pay renewal premiums					
6.3 Applied to provide paid-up additions or shorten the endowment or premium-paying period					
6.4 Other					
6.5 Totals (Sum of Lines 6.1 to 6.4)					
Annuities:					
7.1 Paid in cash or left on deposit					
7.2 Applied to provide paid-up annuities					
7.3 Other					
7.4 Totals (Sum of Lines 7.1 to 7.3)					
8. Grand Totals (Lines 6.5 plus 7.4)					
DIRECT CLAIMS AND BENEFITS PAID					
9. Death benefits					
10. Matured endowments					
11. Annuity benefits		2,796			2,796
12. Surrender values and withdrawals for life contracts		8,779			8,779
13. Aggregate write-ins for miscellaneous direct claims and benefits paid					
14. All other benefits, except accident and health					
15. Totals		11,575			11,575
DETAILS OF WRITE-INS					
1301.					
1302.					
1303.					
1398. Summary of Line 13 from overflow page					
1399. Totals (Lines 1301 thru 1303 plus 1398) (Line 13 above)					

DIRECT DEATH BENEFITS AND MATURED ENDOWMENTS INCURRED	Ordinary		Credit Life (Group and Individual)		Group		Industrial		Total	
	1	2	3	4	5	6	7	8	9	10
	No. of Pol. & Certifs.	Amount	No. of Ind. Pol. & Gr. Certifs.	Amount	No. of Certifs.	Amount	No. of Pol. & Certifs.	Amount	No. of Pol. & Certifs.	Amount
16. Unpaid December 31, prior year										
17. Incurred during current year										
18. Settled during current year:										
18.1 By payment in full										
18.2 By payment on compromised claims										
18.3 Totals paid										
18.4 Reduction by compromise										
18.5 Amount rejected										
18.6 Total settlements										
19. Unpaid Dec. 31, current year (16+17-18.6)										
POLICY EXHIBIT						No. of Policies				
20. In force December 31, prior year			(a)							
21. Issued during year										
22. Other changes to in force (Net)										
23. In force December 31 of current year			(a)							

NONE

(a) Includes Individual Credit Life Insurance prior year \$ _____, current year \$ _____
Includes Group Credit Life Insurance Loans less than or equal to 60 months at issue, prior year \$ _____, current year \$ _____
Loans greater than 60 months at issue BUT NOT GREATER THAN 120 MONTHS, prior year \$ _____, current year \$ _____

ACCIDENT AND HEALTH INSURANCE

	1	2	3	4	5
	Direct Premiums	Direct Premiums Earned	Policyholder Dividends Paid, Refunds to Members or Credited on Direct Business	Direct Losses Paid	Direct Losses Incurred
24. Group Policies (b)					
24.1 Federal Employees Health Benefits Plan premium (b)					
24.2 Credit (Group and Individual)					
24.3 Collectively renewable policies/certificates (b)					
24.4 Medicare Title XVIII exempt from state taxes or fees					
Other Individual Policies:					
25.1 Non-cancelable (b)					
25.2 Guaranteed renewable (b)					
25.3 Non-renewable for stated reasons only (b)					
25.4 Other accident only					
25.5 All other (b)					
25.6 Totals (sum of Lines 25.1 to 25.5)					
26. Totals (Lines 24 + 24.1 + 24.2 + 24.3 + 24.4 + 25.6)					

NONE

(b) For health business on indicated lines report: Number of persons insured under PPO managed care products _____ and number of persons insured under indemnity only products _____



ANNUAL STATEMENT FOR THE YEAR 2019 OF THE AMERICAN EQUITY INVESTMENT LIFE INSURANCE COMPANY OF NEW YORK

DIRECT BUSINESS IN THE STATE OF Virginia
NAIC Group Code 2658

LIFE INSURANCE

DURING THE YEAR 2019
NAIC Company Code 11135

	1	2	3	4	5
DIRECT PREMIUMS AND ANNUITY CONSIDERATIONS	Ordinary	Credit Life (Group and Individual)	Group	Industrial	Total
1. Life insurance					
2. Annuity considerations					
3. Deposit-type contract funds		XXX		XXX	
4. Other considerations					
5. Totals (Sum of Lines 1 to 4)					
DIRECT DIVIDENDS TO POLICYHOLDERS/REFUNDS TO MEMBERS					
Life insurance:					
6.1 Paid in cash or left on deposit					
6.2 Applied to pay renewal premiums					
6.3 Applied to provide paid-up additions or shorten the endowment or premium-paying period					
6.4 Other					
6.5 Totals (Sum of Lines 6.1 to 6.4)					
Annuities:					
7.1 Paid in cash or left on deposit					
7.2 Applied to provide paid-up annuities					
7.3 Other					
7.4 Totals (Sum of Lines 7.1 to 7.3)					
8. Grand Totals (Lines 6.5 plus 7.4)					
DIRECT CLAIMS AND BENEFITS PAID					
9. Death benefits					
10. Matured endowments					
11. Annuity benefits		1,594			1,594
12. Surrender values and withdrawals for life contracts		32,234			32,234
13. Aggregate write-ins for miscellaneous direct claims and benefits paid					
14. All other benefits, except accident and health					
15. Totals		33,828			33,828
DETAILS OF WRITE-INS					
1301.					
1302.					
1303.					
1398. Summary of Line 13 from overflow page					
1399. Totals (Lines 1301 thru 1303 plus 1398) (Line 13 above)					

DIRECT DEATH BENEFITS AND MATURED ENDOWMENTS INCURRED	Ordinary		Credit Life (Group and Individual)		Group		Industrial		Total	
	1	2	3	4	5	6	7	8	9	10
	No. of Pol. & Certifs.	Amount	No. of Ind. Pol. & Gr. Certifs.	Amount	No. of Certifs.	Amount	No. of Pol. & Certifs.	Amount	No. of Pol. & Certifs.	Amount
16. Unpaid December 31, prior year										
17. Incurred during current year										
18. Settled during current year:										
18.1 By payment in full										
18.2 By payment on compromised claims										
18.3 Totals paid										
18.4 Reduction by compromise										
18.5 Amount rejected										
18.6 Total settlements										
19. Unpaid Dec. 31, current year (16+17-18.6)										
POLICY EXHIBIT						No. of Policies				
20. In force December 31, prior year			(a)							
21. Issued during year										
22. Other changes to in force (Net)										
23. In force December 31 of current year			(a)							

NONE

(a) Includes Individual Credit Life Insurance prior year \$ _____, current year \$ _____
Includes Group Credit Life Insurance Loans less than or equal to 60 months at issue, prior year \$ _____, current year \$ _____
Loans greater than 60 months at issue BUT NOT GREATER THAN 120 MONTHS, prior year \$ _____, current year \$ _____

ACCIDENT AND HEALTH INSURANCE

	1	2	3	4	5
	Direct Premiums	Direct Premiums Earned	Policyholder Dividends Paid, Refunds to Members or Credited on Direct Business	Direct Losses Paid	Direct Losses Incurred
24. Group Policies (b)					
24.1 Federal Employees Health Benefits Plan premium (b)					
24.2 Credit (Group and Individual)					
24.3 Collectively renewable policies/certificates (b)					
24.4 Medicare Title XVIII exempt from state taxes or fees					
24.5 Other Individual Policies:					
25.1 Non-cancelable (b)					
25.2 Guaranteed renewable (b)					
25.3 Non-renewable for stated reasons only (b)					
25.4 Other accident only					
25.5 All other (b)					
25.6 Totals (sum of Lines 25.1 to 25.5)					
26. Totals (Lines 24 + 24.1 + 24.2 + 24.3 + 24.4 + 25.6)					

NONE

(b) For health business on indicated lines report: Number of persons insured under PPO managed care products _____ and number of persons insured under indemnity only products _____



ANNUAL STATEMENT FOR THE YEAR 2019 OF THE AMERICAN EQUITY INVESTMENT LIFE INSURANCE COMPANY OF NEW YORK

DIRECT BUSINESS IN THE STATE OF West Virginia
NAIC Group Code 2658

LIFE INSURANCE

DURING THE YEAR 2019
NAIC Company Code 11135

DIRECT PREMIUMS AND ANNUITY CONSIDERATIONS	1	2	3	4	5
	Ordinary	Credit Life (Group and Individual)	Group	Industrial	Total
1. Life insurance					
2. Annuity considerations					
3. Deposit-type contract funds		XXX		XXX	
4. Other considerations					
5. Totals (Sum of Lines 1 to 4)					
DIRECT DIVIDENDS TO POLICYHOLDERS/REFUNDS TO MEMBERS					
Life insurance:					
6.1 Paid in cash or left on deposit					
6.2 Applied to pay renewal premiums					
6.3 Applied to provide paid-up additions or shorten the endowment or premium-paying period					
6.4 Other					
6.5 Totals (Sum of Lines 6.1 to 6.4)					
Annuities:					
7.1 Paid in cash or left on deposit					
7.2 Applied to provide paid-up annuities					
7.3 Other					
7.4 Totals (Sum of Lines 7.1 to 7.3)					
8. Grand Totals (Lines 6.5 plus 7.4)					
DIRECT CLAIMS AND BENEFITS PAID					
9. Death benefits					
10. Matured endowments					
11. Annuity benefits					
12. Surrender values and withdrawals for life contracts		6,999			6,999
13. Aggregate write-ins for miscellaneous direct claims and benefits paid					
14. All other benefits, except accident and health					
15. Totals		6,999			6,999
DETAILS OF WRITE-INS					
1301.					
1302.					
1303.					
1398. Summary of Line 13 from overflow page					
1399. Totals (Lines 1301 thru 1303 plus 1398) (Line 13 above)					

DIRECT DEATH BENEFITS AND MATURED ENDOWMENTS INCURRED	Ordinary		Credit Life (Group and Individual)		Group		Industrial		Total	
	1	2	3	4	5	6	7	8	9	10
	No. of Pol. & Certifs.	Amount	No. of Ind. Pol. & Gr. Certifs.	Amount	No. of Certifs.	Amount	No. of Pol. & Certifs.	Amount	No. of Pol. & Certifs.	Amount
16. Unpaid December 31, prior year										
17. Incurred during current year										
18. Settled during current year:										
18.1 By payment in full										
18.2 By payment on compromised claims										
18.3 Totals paid										
18.4 Reduction by compromise										
18.5 Amount rejected										
18.6 Total settlements										
19. Unpaid Dec. 31, current year (16+17-18.6)										
POLICY EXHIBIT						No. of Policies				
20. In force December 31, prior year			(a)							
21. Issued during year										
22. Other changes to in force (Net)										
23. In force December 31 of current year			(a)							

NONE

(a) Includes Individual Credit Life Insurance prior year \$ _____, current year \$ _____
Includes Group Credit Life Insurance Loans less than or equal to 60 months at issue, prior year \$ _____, current year \$ _____
Loans greater than 60 months at issue BUT NOT GREATER THAN 120 MONTHS, prior year \$ _____, current year \$ _____

ACCIDENT AND HEALTH INSURANCE

	1	2	3	4	5
	Direct Premiums	Direct Premiums Earned	Policyholder Dividends Paid, Refunds to Members or Credited on Direct Business	Direct Losses Paid	Direct Losses Incurred
24. Group Policies (b)					
24.1 Federal Employees Health Benefits Plan premium (b)					
24.2 Credit (Group and Individual)					
24.3 Collectively renewable policies/certificates (b)					
24.4 Medicare Title XVIII exempt from state taxes or fees					
24.5 Other Individual Policies:					
25.1 Non-cancelable (b)					
25.2 Guaranteed renewable (b)					
25.3 Non-renewable for stated reasons only (b)					
25.4 Other accident only					
25.5 All other (b)					
25.6 Totals (sum of Lines 25.1 to 25.5)					
26. Totals (Lines 24 + 24.1 + 24.2 + 24.3 + 24.4 + 25.6)					

NONE

(b) For health business on indicated lines report: Number of persons insured under PPO managed care products _____ and number of persons insured under indemnity only products _____



ANNUAL STATEMENT FOR THE YEAR 2019 OF THE AMERICAN EQUITY INVESTMENT LIFE INSURANCE COMPANY OF NEW YORK

DIRECT BUSINESS IN THE STATE OF Puerto Rico
NAIC Group Code 2658

LIFE INSURANCE

DURING THE YEAR 2019
NAIC Company Code 11135

DIRECT PREMIUMS AND ANNUITY CONSIDERATIONS	1	2	3	4	5
	Ordinary	Credit Life (Group and Individual)	Group	Industrial	Total
1. Life insurance					
2. Annuity considerations					
3. Deposit-type contract funds		XXX		XXX	
4. Other considerations					
5. Totals (Sum of Lines 1 to 4)					
DIRECT DIVIDENDS TO POLICYHOLDERS/REFUNDS TO MEMBERS					
Life insurance:					
6.1 Paid in cash or left on deposit					
6.2 Applied to pay renewal premiums					
6.3 Applied to provide paid-up additions or shorten the endowment or premium-paying period					
6.4 Other					
6.5 Totals (Sum of Lines 6.1 to 6.4)					
Annuities:					
7.1 Paid in cash or left on deposit					
7.2 Applied to provide paid-up annuities					
7.3 Other					
7.4 Totals (Sum of Lines 7.1 to 7.3)					
8. Grand Totals (Lines 6.5 plus 7.4)					
DIRECT CLAIMS AND BENEFITS PAID					
9. Death benefits					
10. Matured endowments					
11. Annuity benefits					
12. Surrender values and withdrawals for life contracts		800			800
13. Aggregate write-ins for miscellaneous direct claims and benefits paid					
14. All other benefits, except accident and health					
15. Totals		800			800
DETAILS OF WRITE-INS					
1301.					
1302.					
1303.					
1398. Summary of Line 13 from overflow page					
1399. Totals (Lines 1301 thru 1303 plus 1398) (Line 13 above)					

DIRECT DEATH BENEFITS AND MATURED ENDOWMENTS INCURRED	Ordinary		Credit Life (Group and Individual)		Group		Industrial		Total	
	1	2	3	4	5	6	7	8	9	10
	No. of Pol. & Certifs.	Amount	No. of Ind. Pol. & Gr. Certifs.	Amount	No. of Certifs.	Amount	No. of Pol. & Certifs.	Amount	No. of Pol. & Certifs.	Amount
16. Unpaid December 31, prior year										
17. Incurred during current year										
18. Settled during current year:										
18.1 By payment in full										
18.2 By payment on compromised claims										
18.3 Totals paid										
18.4 Reduction by compromise										
18.5 Amount rejected										
18.6 Total settlements										
19. Unpaid Dec. 31, current year (16+17-18.6)										
POLICY EXHIBIT						No. of Policies				
20. In force December 31, prior year			(a)							
21. Issued during year										
22. Other changes to in force (Net)										
23. In force December 31 of current year			(a)							

NONE

(a) Includes Individual Credit Life Insurance prior year \$ _____, current year \$ _____
Includes Group Credit Life Insurance Loans less than or equal to 60 months at issue, prior year \$ _____, current year \$ _____
Loans greater than 60 months at issue BUT NOT GREATER THAN 120 MONTHS, prior year \$ _____, current year \$ _____

ACCIDENT AND HEALTH INSURANCE

	1	2	3	4	5
	Direct Premiums	Direct Premiums Earned	Policyholder Dividends Paid, Refunds to Members or Credited on Direct Business	Direct Losses Paid	Direct Losses Incurred
24. Group Policies (b)					
24.1 Federal Employees Health Benefits Plan premium (b)					
24.2 Credit (Group and Individual)					
24.3 Collectively renewable policies/certificates (b)					
24.4 Medicare Title XVIII exempt from state taxes or fees					
24.5 Other Individual Policies:					
25.1 Non-cancelable (b)					
25.2 Guaranteed renewable (b)					
25.3 Non-renewable for stated reasons only (b)					
25.4 Other accident only					
25.5 All other (b)					
25.6 Totals (sum of Lines 25.1 to 25.5)					
26. Totals (Lines 24 + 24.1 + 24.2 + 24.3 + 24.4 + 25.6)					

NONE

(b) For health business on indicated lines report: Number of persons insured under PPO managed care products _____ and number of persons insured under indemnity only products _____



ANNUAL STATEMENT FOR THE YEAR 2019 OF THE AMERICAN EQUITY INVESTMENT LIFE INSURANCE COMPANY OF NEW YORK

DIRECT BUSINESS IN THE STATE OF Grand Total
NAIC Group Code 2658

LIFE INSURANCE

DURING THE YEAR 2019
NAIC Company Code 11135

DIRECT PREMIUMS AND ANNUITY CONSIDERATIONS	1	2	3	4	5
	Ordinary	Credit Life (Group and Individual)	Group	Industrial	Total
1. Life insurance					
2. Annuity considerations	1,614,459				1,614,459
3. Deposit-type contract funds		XXX		XXX	
4. Other considerations					
5. Totals (Sum of Lines 1 to 4)	1,614,459				1,614,459
DIRECT DIVIDENDS TO POLICYHOLDERS/REFUNDS TO MEMBERS					
Life insurance:					
6.1 Paid in cash or left on deposit					
6.2 Applied to pay renewal premiums					
6.3 Applied to provide paid-up additions or shorten the endowment or premium-paying period					
6.4 Other					
6.5 Totals (Sum of Lines 6.1 to 6.4)					
Annuities:					
7.1 Paid in cash or left on deposit					
7.2 Applied to provide paid-up annuities					
7.3 Other					
7.4 Totals (Sum of Lines 7.1 to 7.3)					
8. Grand Totals (Lines 6.5 plus 7.4)					
DIRECT CLAIMS AND BENEFITS PAID					
9. Death benefits					
10. Matured endowments					
11. Annuity benefits	1,418,976				1,418,976
12. Surrender values and withdrawals for life contracts	15,977,316				15,977,316
13. Aggregate write-ins for miscellaneous direct claims and benefits paid					
14. All other benefits, except accident and health	244,641				244,641
15. Totals	17,640,932				17,640,932
DETAILS OF WRITE-INS					
1301.					
1302.					
1303.					
1398. Summary of Line 13 from overflow page					
1399. Totals (Lines 1301 thru 1303 plus 1398) (Line 13 above)					

DIRECT DEATH BENEFITS AND MATURED ENDOWMENTS INCURRED	Ordinary		Credit Life (Group and Individual)		Group		Industrial		Total	
	1	2	3	4	5	6	7	8	9	10
	No. of Pol. & Certifs.	Amount	No. of Ind. Pol. & Gr. Certifs.	Amount	No. of Certifs.	Amount	No. of Pol. & Certifs.	Amount	No. of Pol. & Certifs.	Amount
16. Unpaid December 31, prior year										
17. Incurred during current year										
18. Settled during current year:										
18.1 By payment in full										
18.2 By payment on compromised claims										
18.3 Totals paid										
18.4 Reduction by compromise										
18.5 Amount rejected										
18.6 Total settlements										
19. Unpaid Dec. 31, current year (16+17-18.6)										
POLICY EXHIBIT						No. of Policies				
20. In force December 31, prior year			(a)							
21. Issued during year										
22. Other changes to in force (Net)										
23. In force December 31 of current year			(a)							

NONE

(a) Includes Individual Credit Life Insurance prior year \$ _____, current year \$ _____
Includes Group Credit Life Insurance Loans less than or equal to 60 months at issue, prior year \$ _____, current year \$ _____
Loans greater than 60 months at issue BUT NOT GREATER THAN 120 MONTHS, prior year \$ _____, current year \$ _____

ACCIDENT AND HEALTH INSURANCE

	1	2	3	4	5
	Direct Premiums	Direct Premiums Earned	Policyholder Dividends Paid, Refunds to Members or Credited on Direct Business	Direct Losses Paid	Direct Losses Incurred
24. Group Policies (b)					
24.1 Federal Employees Health Benefits Plan premium (b)					
24.2 Credit (Group and Individual)					
24.3 Collectively renewable policies/certificates (b)					
24.4 Medicare Title XVIII exempt from state taxes or fees					
24.5 Other Individual Policies:					
25.1 Non-cancelable (b)					
25.2 Guaranteed renewable (b)					
25.3 Non-renewable for stated reasons only (b)					
25.4 Other accident only					
25.5 All other (b)					
25.6 Totals (sum of Lines 25.1 to 25.5)					
26. Totals (Lines 24 + 24.1 + 24.2 + 24.3 + 24.4 + 25.6)					

NONE

(b) For health business on indicated lines report: Number of persons insured under PPO managed care products _____ and number of persons insured under indemnity only products _____

Exhibit of Life Insurance

N O N E

Exhibit of Life Insurance - Part 2

N O N E

Exhibit of Life Insurance - Part 3

N O N E

Exhibit of Life Insurance - Part 4

N O N E

Exhibit of Life Insurance - Part 5

N O N E

Exhibit of Life Insurance - Part 6

N O N E

Exhibit of Life Insurance - Part 7

N O N E

Exhibit of Life Insurance - Policies with Disability Provisions

N O N E

EXHIBIT OF NUMBER OF POLICIES, CONTRACTS, CERTIFICATES, INCOME PAYABLE AND ACCOUNT VALUES IN FORCE FOR SUPPLEMENTARY CONTRACTS, ANNUITIES, ACCIDENT & HEALTH AND OTHER POLICIES

SUPPLEMENTARY CONTRACTS

	Ordinary		Group	
	1 Involving Life Contingencies	2 Not Involving Life Contingencies	3 Involving Life Contingencies	4 Not Involving Life Contingencies
1. In force end of prior year	26	8		
2. Issued during year		2		
3. Reinsurance assumed				
4. Increased during year (net)				
5. Totals (Lines 1 to 4)	26	10		
Deductions during year:				
6. Decreased (net)				
7. Reinsurance ceded				
8. Totals (Lines 6 and 7)				
9. In force end of year	26	10		
10. Amount on deposit		(a) 209,826		(a)
11. Income now payable	26	10		
12. Amount of income payable	(a) 180,901	(a) 66,831	(a)	(a)

ANNUITIES

	Ordinary		Group	
	1 Immediate	2 Deferred	3 Contracts	4 Certificates
1. In force end of prior year	45	1,936		
2. Issued during year		18		
3. Reinsurance assumed				
4. Increased during year (net)				
5. Totals (Lines 1 to 4)	45	1,954		
Deductions during year:				
6. Decreased (net)	3	124		
7. Reinsurance ceded				
8. Totals (Lines 6 and 7)	3	124		
9. In force end of year	42	1,830		
Income now payable:				
10. Amount of income payable	(a) 497,667	XXX	XXX	(a)
Deferred fully paid:				
11. Account balance	XXX	(a)	XXX	(a)
Deferred not fully paid:				
12. Account balance	XXX	(a) 133,076,803	XXX	(a)

ACCIDENT AND HEALTH INSURANCE

	Group		Credit		Other	
	1 Certificates	2 Premiums in Force	3 Policies	4 Premiums in Force	5 Policies	6 Premiums in Force
1. In force end of prior year						
2. Issued during year						
3. Reinsurance assumed						
4. Increased during year (net)		XXX		XXX		XXX
5. Totals (Lines 1 to 4)		XXX		XXX		XXX
NONE						
Deductions during year:						
6. Conversions		XXX		XXX		XXX
7. Decreased (net)		XXX		XXX		XXX
8. Reinsurance ceded		XXX		XXX		XXX
9. Totals (Lines 6 to 8)		XXX		XXX		XXX
10. In force end of year		(a)		(a)		(a)

DEPOSIT FUNDS AND DIVIDEND ACCUMULATIONS

	1	2
	Deposit Funds Contracts	Dividend Accumulations Contracts
1. In force end of prior year		
2. Issued during year		
3. Reinsurance assumed		
4. Increased during year (net)		
5. Totals (Lines 1 to 4)		
NONE		
Deductions During Year:		
6. Decreased (net)		
7. Reinsurance ceded		
8. Totals (Lines 6 and 7)		
9. In force end of year		
10. Amount of account balance	(a)	(a)

(a) See the Annual Audited Financial Reports section of the annual statement instructions.

ANNUAL STATEMENT FOR THE YEAR 2019 OF THE AMERICAN EQUITY INVESTMENT LIFE INSURANCE COMPANY
OF NEW YORK

FORM FOR CALCULATING THE INTEREST MAINTENANCE RESERVE

INTEREST MAINTENANCE RESERVE

	1 Amount
1. Reserve as of December 31, Prior Year	166,404
2. Current year's realized pre-tax capital gains/(losses) of \$ 148,060 transferred into the reserve net of taxes of \$ 31,093	116,968
3. Adjustment for current year's liability gains/(losses) released from the reserve	
4. Balance before reduction for amount transferred to Summary of Operations (Line 1 + Line 2 + Line 3)	283,372
5. Current year's amortization released to Summary of Operations (Amortization, Line 1, Column 4)	(3,332)
6. Reserve as of December 31, current year (Line 4 minus Line 5)	286,703

AMORTIZATION

	1	2	3	4
Year of Amortization	Reserve as of December 31, Prior Year	Current Year's Realized Capital Gains/(Losses) Transferred into the Reserve Net of Taxes	Adjustment for Current Year's Liability Gains/(Losses) Released From the Reserve	Balance Before Reduction for Current Year's Amortization (Cols. 1 + 2 + 3)
1. 2019	(11,988)	8,657		(3,332)
2. 2020	(9,628)	14,597		4,968
3. 2021	(2,643)	12,137		9,494
4. 2022	3,903	12,868		16,771
5. 2023	12,178	13,714		25,892
6. 2024	16,516	14,688		31,204
7. 2025	15,779	13,622		29,401
8. 2026	16,340	10,956		27,296
9. 2027	18,692	8,067		26,760
10. 2028	19,021	5,067		24,087
11. 2029	17,714	1,846		19,561
12. 2030	15,389	263		15,652
13. 2031	12,910	211		13,121
14. 2032	10,307	152		10,459
15. 2033	8,992	91		9,083
16. 2034	8,117	32		8,149
17. 2035	6,527			6,527
18. 2036	4,698			4,698
19. 2037	2,676			2,676
20. 2038	906			906
21. 2039				
22. 2040				
23. 2041				
24. 2042				
25. 2043				
26. 2044				
27. 2045				
28. 2046				
29. 2047				
30. 2048				
31. 2049 and Later				
32. Total (Lines 1 to 31)	166,404	116,968		283,372

ANNUAL STATEMENT FOR THE YEAR 2019 OF THE AMERICAN EQUITY INVESTMENT LIFE INSURANCE COMPANY
OF NEW YORK

ASSET VALUATION RESERVE

	Default Component			Equity Component			7 Total Amount (Cols. 3 + 6)
	1 Other Than Mortgage Loans	2 Mortgage Loans	3 Total (Cols. 1 + 2)	4 Common Stock	5 Real Estate and Other Invested Assets	6 Total (Cols. 4 + 5)	
1. Reserve as of December 31, prior year	1,285,582		1,285,582		9,524	9,524	1,295,106
2. Realized capital gains/(losses) net of taxes - General Account	(56,499)		(56,499)				(56,499)
3. Realized capital gains/(losses) net of taxes - Separate Accounts							
4. Unrealized capital gains/(losses) net of deferred taxes - General Account							
5. Unrealized capital gains/(losses) net of deferred taxes - Separate Accounts							
6. Capital gains credited/(losses charged) to contract benefits, payments or reserves							
7. Basic contribution	240,202		240,202		1,581	1,581	241,783
8. Accumulated balances (Lines 1 through 5 - 6 + 7)	1,469,285		1,469,285		11,105	11,105	1,480,390
9. Maximum reserve	1,248,971		1,248,971		10,436	10,436	1,259,407
10. Reserve objective	724,450		724,450		5,060	5,060	729,510
11. 20% of (Line 10 - Line 8)	(148,967)		(148,967)		(1,209)	(1,209)	(150,176)
12. Balance before transfers (Lines 8 + 11)	1,320,318		1,320,318		9,896	9,896	1,330,214
13. Transfers	(540)		(540)		540	540	
14. Voluntary contribution							
15. Adjustment down to maximum/up to zero	(70,807)		(70,807)				(70,807)
16. Reserve as of December 31, current year (Lines 12 + 13 + 14 + 15)	1,248,971		1,248,971		10,436	10,436	1,259,407

ANNUAL STATEMENT FOR THE YEAR 2019 OF THE AMERICAN EQUITY INVESTMENT LIFE INSURANCE COMPANY
OF NEW YORK

**ASSET VALUATION RESERVE
BASIC CONTRIBUTION, RESERVE OBJECTIVE AND MAXIMUM RESERVE CALCULATIONS
DEFAULT COMPONENT**

Line Number	NAIC Designation	Description	1 Book/Adjusted Carrying Value	2 Reclassify Related Party Encumbrances	3 Add Third Party Encumbrances	4 Balance for AVR Reserve Calculations (Cols. 1 + 2 + 3)	Basic Contribution		Reserve Objective		Maximum Reserve	
							5 Factor	6 Amount (Cols. 4 x 5)	7 Factor	8 Amount (Cols. 4 x 7)	9 Factor	10 Amount (Cols. 4 x 9)
LONG-TERM BONDS												
1.		Exempt Obligations	404,555	XXX	XXX	404,555	0.0000		0.0000		0.0000	
2.	1	Highest Quality	102,819,771	XXX	XXX	102,819,771	0.0005	51,410	0.0016	164,512	0.0033	339,305
3.	2	High Quality	75,285,888	XXX	XXX	75,285,888	0.0021	158,100	0.0064	481,830	0.0106	798,030
4.	3	Medium Quality	2,025,092	XXX	XXX	2,025,092	0.0099	20,048	0.0263	53,260	0.0376	76,143
5.	4	Low Quality	434,420	XXX	XXX	434,420	0.0245	10,643	0.0572	24,849	0.0817	35,492
6.	5	Lower Quality		XXX	XXX		0.0630		0.1128		0.1880	
7.	6	In or Near Default		XXX	XXX		0.0000		0.2370		0.2370	
8.		Total Unrated Multi-class Securities Acquired by Conversion		XXX	XXX		XXX		XXX		XXX	
9.		Total Long-Term Bonds (Sum of Lines 1 through 8)	180,969,726	XXX	XXX	180,969,726	XXX	240,202	XXX	724,450	XXX	1,248,971
PREFERRED STOCK												
10.	1	Highest Quality		XXX	XXX		0.0005		0.0016		0.0033	
11.	2	High Quality		XXX	XXX		0.0021		0.0064		0.0106	
12.	3	Medium Quality		XXX	XXX		0.0099		0.0263		0.0376	
13.	4	Low Quality		XXX	XXX		0.0245		0.0572		0.0817	
14.	5	Lower Quality		XXX	XXX		0.0630		0.1128		0.1880	
15.	6	In or Near Default		XXX	XXX		0.0000		0.2370		0.2370	
16.		Affiliated Life with AVR		XXX	XXX		0.0000		0.0000		0.0000	
17.		Total Preferred Stocks (Sum of Lines 10 through 16)		XXX	XXX		XXX		XXX		XXX	
SHORT - TERM BONDS												
18.		Exempt Obligations		XXX	XXX		0.0000		0.0000		0.0000	
19.	1	Highest Quality		XXX	XXX		0.0005		0.0016		0.0033	
20.	2	High Quality		XXX	XXX		0.0021		0.0064		0.0106	
21.	3	Medium Quality		XXX	XXX		0.0099		0.0263		0.0376	
22.	4	Low Quality		XXX	XXX		0.0245		0.0572		0.0817	
23.	5	Lower Quality		XXX	XXX		0.0630		0.1128		0.1880	
24.	6	In or Near Default		XXX	XXX		0.0000		0.2370		0.2370	
25.		Total Short - Term Bonds (Sum of Lines 18 through 24)		XXX	XXX		XXX		XXX		XXX	
DERIVATIVE INSTRUMENTS												
26.		Exchange Traded		XXX	XXX		0.0005		0.0016		0.0033	
27.	1	Highest Quality		XXX	XXX		0.0005		0.0016		0.0033	
28.	2	High Quality		XXX	XXX		0.0021		0.0064		0.0106	
29.	3	Medium Quality		XXX	XXX		0.0099		0.0263		0.0376	
30.	4	Low Quality		XXX	XXX		0.0245		0.0572		0.0817	
31.	5	Lower Quality		XXX	XXX		0.0630		0.1128		0.1880	
32.	6	In or Near Default		XXX	XXX		0.0000		0.2370		0.2370	
33.		Total Derivative Instruments		XXX	XXX		XXX		XXX		XXX	
34.		Total (Lines 9 + 17 + 25 + 33)	180,969,726	XXX	XXX	180,969,726	XXX	240,202	XXX	724,450	XXX	1,248,971

ANNUAL STATEMENT FOR THE YEAR 2019 OF THE AMERICAN EQUITY INVESTMENT LIFE INSURANCE COMPANY
OF NEW YORK

ASSET VALUATION RESERVE (Continued)
BASIC CONTRIBUTION, RESERVE OBJECTIVE AND MAXIMUM RESERVE CALCULATIONS
DEFAULT COMPONENT

Line Number	NAIC Designation	Description	1 Book/Adjusted Carrying Value	2 Reclassify Related Party Encumbrances	3 Add Third Party Encumbrances	4 Balance for AVR Reserve Calculations (Cols. 1 + 2 + 3)	Basic Contribution		Reserve Objective		Maximum Reserve	
							5 Factor	6 Amount (Cols. 4 x 5)	7 Factor	8 Amount (Cols. 4 x 7)	9 Factor	10 Amount (Cols. 4 x 9)
		MORTGAGE LOANS										
		In Good Standing:										
35.		Farm Mortgages - CM1 - Highest Quality			XXX		0.0011		0.0057		0.0074	
36.		Farm Mortgages - CM2 - High Quality			XXX		0.0040		0.0114		0.0149	
37.		Farm Mortgages - CM3 - Medium Quality			XXX		0.0069		0.0200		0.0257	
38.		Farm Mortgages - CM4 - Low Medium Quality			XXX		0.0120		0.0343		0.0428	
39.		Farm Mortgages - CM5 - Low Quality			XXX		0.0183		0.0486		0.0628	
40.		Residential Mortgages - Insured or Guaranteed			XXX		0.0003		0.0007		0.0011	
41.		Residential Mortgages - All Other			XXX		0.0015		0.0034		0.0046	
42.		Commercial Mortgages - Insured or Guaranteed			XXX		0.0003		0.0007		0.0011	
43.		Commercial Mortgages - All Other - CM1 - Highest Quality			XXX		0.0011		0.0057		0.0074	
44.		Commercial Mortgages - All Other - CM2 - High Quality			XXX		0.0040		0.0114		0.0149	
45.		Commercial Mortgages - All Other - CM3 - Medium Quality			XXX		0.0069		0.0200		0.0257	
46.		Commercial Mortgages - All Other - CM4 - Low Medium Quality			XXX		0.0120		0.0343		0.0428	
47.		Commercial Mortgages - All Other - CM5 - Low Quality			XXX		0.0183		0.0486		0.0628	
		Overdue, Not in Process:										
48.		Farm Mortgages			XXX		0.0480		0.0868		0.1371	
49.		Residential Mortgages - Insured or Guaranteed			XXX		0.0006		0.0014		0.0023	
50.		Residential Mortgages - All Other			XXX		0.0029		0.0066		0.0103	
51.		Commercial Mortgages - Insured or Guaranteed			XXX		0.0006		0.0014		0.0023	
52.		Commercial Mortgages - All Other			XXX		0.0480		0.0868		0.1371	
		In Process of Foreclosure:										
53.		Farm Mortgages			XXX		0.0000		0.1942		0.1942	
54.		Residential Mortgages - Insured or Guaranteed			XXX		0.0000		0.0046		0.0046	
55.		Residential Mortgages - All Other			XXX		0.0000		0.0149		0.0149	
56.		Commercial Mortgages - Insured or Guaranteed			XXX		0.0000		0.0046		0.0046	
57.		Commercial Mortgages - All Other			XXX		0.0000		0.1942		0.1942	
58.		Total Schedule B Mortgages (Sum of Lines 35 through 57)			XXX		XXX		XXX		XXX	
59.		Schedule DA Mortgages			XXX		0.0034		0.0114		0.0149	
60.		Total Mortgage Loans on Real Estate (Lines 58 + 59)			XXX		XXX		XXX		XXX	

ANNUAL STATEMENT FOR THE YEAR 2019 OF THE AMERICAN EQUITY INVESTMENT LIFE INSURANCE COMPANY
OF NEW YORK

**ASSET VALUATION RESERVE
BASIC CONTRIBUTION, RESERVE OBJECTIVE AND MAXIMUM RESERVE CALCULATIONS
EQUITY AND OTHER INVESTED ASSET COMPONENT**

Line Number	NAIC Designation	Description	1 Book/Adjusted Carrying Value	2 Reclassify Related Party Encumbrances	3 Add Third Party Encumbrances	4 Balance for AVR Reserve Calculations (Cols. 1 + 2 + 3)	Basic Contribution		Reserve Objective		Maximum Reserve	
							5 Factor	6 Amount (Cols. 4 x 5)	7 Factor	8 Amount (Cols. 4 x 7)	9 Factor	10 Amount (Cols. 4 x 9)
COMMON STOCK												
1.		Unaffiliated - Public		XXX	XXX		0.0000		0.1580 (a)		0.1580 (a)	
2.		Unaffiliated - Private		XXX	XXX		0.0000		0.1945		0.1945	
3.		Federal Home Loan Bank		XXX	XXX		0.0000		0.0061		0.0097	
4.		Affiliated - Life with AVR		XXX	XXX		0.0000		0.0000		0.0000	
Affiliated - Investment Subsidiary:												
5.		Fixed Income - Exempt Obligations					XXX		XXX		XXX	
6.		Fixed Income - Highest Quality					XXX		XXX		XXX	
7.		Fixed Income - High Quality					XXX		XXX		XXX	
8.		Fixed Income - Medium Quality					XXX		XXX		XXX	
9.		Fixed Income - Low Quality					XXX		XXX		XXX	
10.		Fixed Income - Lower Quality					XXX		XXX		XXX	
11.		Fixed Income - In/Near Default					XXX		XXX		XXX	
12.		Unaffiliated Common Stock - Public					0.0000		0.1580 (a)		0.1580 (a)	
13.		Unaffiliated Common Stock - Private					0.0000		0.1945		0.1945	
14.		Real Estate					(b)		(b)		(b)	
15.		Affiliated - Certain Other (See SVO Purposes and Procedures Manual)		XXX	XXX		0.0000		0.1580		0.1580	
16.		Affiliated - All Other		XXX	XXX		0.0000		0.1945		0.1945	
17.		Total Common Stock (Sum of Lines 1 through 16)					XXX		XXX		XXX	
REAL ESTATE												
18.		Home Office Property (General Account only)					0.0000		0.0912		0.0912	
19.		Investment Properties					0.0000		0.0912		0.0912	
20.		Properties Acquired in Satisfaction of Debt					0.0000		0.1337		0.1337	
21.		Total Real Estate (Sum of Lines 18 through 20)					XXX		XXX		XXX	
OTHER INVESTED ASSETS												
INVESTMENTS WITH THE UNDERLYING CHARACTERISTICS OF BONDS												
22.		Exempt Obligations		XXX	XXX		0.0000		0.0000		0.0000	
23.	1	Highest Quality		XXX	XXX		0.0005		0.0016		0.0033	
24.	2	High Quality		XXX	XXX		0.0021		0.0064		0.0106	
25.	3	Medium Quality		XXX	XXX		0.0099		0.0263		0.0376	
26.	4	Low Quality		XXX	XXX		0.0245		0.0572		0.0817	
27.	5	Lower Quality		XXX	XXX		0.0630		0.1128		0.1880	
28.	6	In or Near Default		XXX	XXX		0.0000		0.2370		0.2370	
29.		Total with Bond Characteristics (Sum of Lines 22 through 28)		XXX	XXX		XXX		XXX		XXX	

ANNUAL STATEMENT FOR THE YEAR 2019 OF THE AMERICAN EQUITY INVESTMENT LIFE INSURANCE COMPANY
OF NEW YORK

ASSET VALUATION RESERVE (Continued)
BASIC CONTRIBUTION, RESERVE OBJECTIVE AND MAXIMUM RESERVE CALCULATIONS
EQUITY AND OTHER INVESTED ASSET COMPONENT

Line Number	NAIC Designation	Description	1 Book/Adjusted Carrying Value	2 Reclassify Related Party Encumbrances	3 Add Third Party Encumbrances	4 Balance for AVR Reserve Calculations (Cols. 1 + 2 + 3)	Basic Contribution		Reserve Objective		Maximum Reserve	
							5 Factor	6 Amount (Cols. 4 x 5)	7 Factor	8 Amount (Cols. 4 x 7)	9 Factor	10 Amount (Cols. 4 x 9)
INVESTMENTS WITH THE UNDERLYING CHARACTERISTICS OF PREFERRED STOCKS												
30.	1	Highest Quality	3,162,428	XXX	XXX	3,162,428	0.0005	1,581	0.0016	5,060	0.0033	10,436
31.	2	High Quality		XXX	XXX		0.0021		0.0064		0.0106	
32.	3	Medium Quality		XXX	XXX		0.0099		0.0263		0.0376	
33.	4	Low Quality		XXX	XXX		0.0245		0.0572		0.0817	
34.	5	Lower Quality		XXX	XXX		0.0630		0.1128		0.1880	
35.	6	In or Near Default		XXX	XXX		0.0000		0.2370		0.2370	
36.		Affiliated Life with AVR		XXX	XXX		0.0000		0.0000		0.0000	
37.		Total with Preferred Stock Characteristics (Sum of Lines 30 through 36)	3,162,428	XXX	XXX	3,162,428	XXX	1,581	XXX	5,060	XXX	10,436
INVESTMENTS WITH THE UNDERLYING CHARACTERISTICS OF MORTGAGE LOANS												
In Good Standing Affiliated:												
38.		Mortgages - CM1 - Highest Quality			XXX		0.0011		0.0057		0.0074	
39.		Mortgages - CM2 - High Quality			XXX		0.0040		0.0114		0.0149	
40.		Mortgages - CM3 - Medium Quality			XXX		0.0069		0.0200		0.0257	
41.		Mortgages - CM4 - Low Medium Quality			XXX		0.0120		0.0343		0.0428	
42.		Mortgages - CM5 - Low Quality			XXX		0.0183		0.0486		0.0628	
43.		Residential Mortgages - Insured or Guaranteed			XXX		0.0003		0.0007		0.0011	
44.		Residential Mortgages - All Other		XXX	XXX		0.0015		0.0034		0.0046	
45.		Commercial Mortgages - Insured or Guaranteed			XXX		0.0003		0.0007		0.0011	
Overdue, Not in Process Affiliated:												
46.		Farm Mortgages			XXX		0.0480		0.0868		0.1371	
47.		Residential Mortgages - Insured or Guaranteed			XXX		0.0006		0.0014		0.0023	
48.		Residential Mortgages - All Other			XXX		0.0029		0.0066		0.0103	
49.		Commercial Mortgages - Insured or Guaranteed			XXX		0.0006		0.0014		0.0023	
50.		Commercial Mortgages - All Other			XXX		0.0480		0.0868		0.1371	
In Process of Foreclosure Affiliated:												
51.		Farm Mortgages			XXX		0.0000		0.1942		0.1942	
52.		Residential Mortgages - Insured or Guaranteed			XXX		0.0000		0.0046		0.0046	
53.		Residential Mortgages - All Other			XXX		0.0000		0.0149		0.0149	
54.		Commercial Mortgages - Insured or Guaranteed			XXX		0.0000		0.0046		0.0046	
55.		Commercial Mortgages - All Other			XXX		0.0000		0.1942		0.1942	
56.		Total Affiliated (Sum of Lines 38 through 55)			XXX		XXX		XXX		XXX	
57.		Unaffiliated - In Good Standing With Covenants			XXX		(c)		(c)		(c)	
58.		Unaffiliated - In Good Standing Defeased With Government Securities			XXX		0.0011		0.0057		0.0074	
59.		Unaffiliated - In Good Standing Primarily Senior			XXX		0.0040		0.0114		0.0149	
60.		Unaffiliated - In Good Standing All Other			XXX		0.0069		0.0200		0.0257	
61.		Unaffiliated - Overdue, Not in Process			XXX		0.0480		0.0868		0.1371	
62.		Unaffiliated - In Process of Foreclosure			XXX		0.0000		0.1942		0.1942	
63.		Total Unaffiliated (Sum of Lines 57 through 62)			XXX		XXX		XXX		XXX	
64.		Total with Mortgage Loan Characteristics (Lines 56 + 63)			XXX		XXX		XXX		XXX	

ANNUAL STATEMENT FOR THE YEAR 2019 OF THE AMERICAN EQUITY INVESTMENT LIFE INSURANCE COMPANY
OF NEW YORK

ASSET VALUATION RESERVE (Continued)
BASIC CONTRIBUTION, RESERVE OBJECTIVE AND MAXIMUM RESERVE CALCULATIONS
EQUITY AND OTHER INVESTED ASSET COMPONENT

Line Number	NAIC Designation	Description	1 Book/Adjusted Carrying Value	2 Reclassify Related Party Encumbrances	3 Add Third Party Encumbrances	4 Balance for AVR Reserve Calculations (Cols. 1 + 2 + 3)	Basic Contribution		Reserve Objective		Maximum Reserve	
							5 Factor	6 Amount (Cols. 4 x 5)	7 Factor	8 Amount (Cols. 4 x 7)	9 Factor	10 Amount (Cols. 4 x 9)
INVESTMENTS WITH THE UNDERLYING CHARACTERISTICS OF COMMON STOCK												
65.		Unaffiliated Public		XXX	XXX		0.0000		0.1580 (a)		0.1580 (a)	
66.		Unaffiliated Private		XXX	XXX		0.0000		0.1945		0.1945	
67.		Affiliated Life with AVR		XXX	XXX		0.0000		0.0000		0.0000	
68.		Affiliated Certain Other (See SVO Purposes & Procedures Manual)		XXX	XXX		0.0000		0.1580		0.1580	
69.		Affiliated Other - All Other		XXX	XXX		0.0000		0.1945		0.1945	
70.		Total with Common Stock Characteristics (Sum of Lines 65 through 69)		XXX	XXX		XXX		XXX		XXX	
INVESTMENTS WITH THE UNDERLYING CHARACTERISTICS OF REAL ESTATE												
71.		Home Office Property (General Account only)					0.0000		0.0912		0.0912	
72.		Investment Properties					0.0000		0.0912		0.0912	
73.		Properties Acquired in Satisfaction of Debt					0.0000		0.1337		0.1337	
74.		Total with Real Estate Characteristics (Sum of Lines 71 through 73)					XXX		XXX		XXX	
LOW INCOME HOUSING TAX CREDIT INVESTMENTS												
75.		Guaranteed Federal Low Income Housing Tax Credit					0.0003		0.0006		0.0010	
76.		Non-guaranteed Federal Low Income Housing Tax Credit					0.0063		0.0120		0.0190	
77.		Guaranteed State Low Income Housing Tax Credit					0.0003		0.0006		0.0010	
78.		Non-guaranteed State Low Income Housing Tax Credit					0.0063		0.0120		0.0190	
79.		All Other Low Income Housing Tax Credit					0.0273		0.0600		0.0975	
80.		Total LIHTC (Sum of Lines 75 through 79)					XXX		XXX		XXX	
ALL OTHER INVESTMENTS												
81.		NAIC 1 Working Capital Finance Investments		XXX			0.0000		0.0042		0.0042	
82.		NAIC 2 Working Capital Finance Investments		XXX			0.0000		0.0137		0.0137	
83.		Other Invested Assets - Schedule BA		XXX			0.0000		0.1580		0.1580	
84.		Other Short-Term Invested Assets - Schedule DA		XXX			0.0000		0.1580		0.1580	
85.		Total All Other (Sum of Lines 81, 82, 83 and 84)		XXX			XXX		XXX		XXX	
86.		Total Other Invested Assets - Schedules BA & DA (Sum of Lines 29, 37, 64, 70, 74, 80 and 85)	3,162,428			3,162,428	XXX	1,581	XXX	5,060	XXX	10,436

(a) Times the company's weighted average portfolio beta (Minimum .1215, Maximum .2431).

(b) Determined using the same factors and breakdowns used for directly owned real estate.

(c) This will be the factor associated with the risk category determined in the company generated worksheet.

Asset Valuation Reserve - Replications (Synthetic) Assets

NONE

Schedule F - Claims

NONE

Schedule H - Part 1 - Analysis of Underwriting Operations

NONE

Schedule H - Part 2 - Reserves and Liabilities

NONE

Schedule H - Part 3 - Test of Prior Year's Claim Reserves and Liabilities

NONE

Schedule H - Part 4 - Reinsurance

NONE

Schedule H - Part 5 - Health Claims

NONE

Schedule S - Part 1 - Section 1

NONE

Schedule S - Part 1 - Section 2

NONE

Schedule S - Part 2

NONE

Schedule S - Part 3 - Section 1

NONE

Schedule S - Part 3 - Section 2

NONE

Schedule S - Part 4

NONE

Schedule S - Part 4 - Bank Footnote

NONE

Schedule S - Part 5

NONE

Schedule S - Part 5 - Bank Footnote

NONE

Schedule S - Part 6

NONE

Schedule S - Part 7

NONE

ANNUAL STATEMENT FOR THE YEAR 2019 OF THE AMERICAN EQUITY INVESTMENT LIFE INSURANCE COMPANY OF NEW YORK

SCHEDULE T - PREMIUMS AND ANNUITY CONSIDERATIONS (b)

Allocated by States and Territories

States, Etc.	1	Life Contracts		Direct Business Only			
		2	3	4	5	6	7
	Active Status (a)	Life Insurance Premiums	Annuity Considerations	Accident and Health Insurance Premiums, Including Policy, Membership and Other Fees	Other Considerations	Total Columns 2 through 5	Deposit-Type Contracts
1. Alabama	AL	N					
2. Alaska	AK	N					
3. Arizona	AZ	N					
4. Arkansas	AR	N					
5. California	CA	N					
6. Colorado	CO	N					
7. Connecticut	CT	N					
8. Delaware	DE	N					
9. District of Columbia	DC	N					
10. Florida	FL	N					
11. Georgia	GA	N					
12. Hawaii	HI	N					
13. Idaho	ID	N					
14. Illinois	IL	N					
15. Indiana	IN	N					
16. Iowa	IA	N					
17. Kansas	KS	N					
18. Kentucky	KY	N					
19. Louisiana	LA	N					
20. Maine	ME	N					
21. Maryland	MD	N					
22. Massachusetts	MA	N					
23. Michigan	MI	N					
24. Minnesota	MN	N					
25. Mississippi	MS	N					
26. Missouri	MO	N					
27. Montana	MT	N					
28. Nebraska	NE	N					
29. Nevada	NV	N					
30. New Hampshire	NH	N					
31. New Jersey	NJ	N	99,173			99,173	
32. New Mexico	NM	N					
33. New York	NY	L	1,514,686			1,514,686	
34. North Carolina	NC	N					
35. North Dakota	ND	N					
36. Ohio	OH	N					
37. Oklahoma	OK	N					
38. Oregon	OR	N					
39. Pennsylvania	PA	N	600			600	
40. Rhode Island	RI	N					
41. South Carolina	SC	N					
42. South Dakota	SD	N					
43. Tennessee	TN	N					
44. Texas	TX	N					
45. Utah	UT	N					
46. Vermont	VT	N					
47. Virginia	VA	N					
48. Washington	WA	N					
49. West Virginia	WV	N					
50. Wisconsin	WI	N					
51. Wyoming	WY	N					
52. American Samoa	AS	N					
53. Guam	GU	N					
54. Puerto Rico	PR	N					
55. U.S. Virgin Islands	VI	N					
56. Northern Mariana Islands	MP	N					
57. Canada	CAN	N					
58. Aggregate Other Alien	OT	XXX					
59. Subtotal	XXX		1,614,459			1,614,459	
90. Reporting entity contributions for employee benefits plans	XXX						
91. Dividends or refunds applied to purchase paid-up additions and annuities	XXX						
92. Dividends or refunds applied to shorten endowment or premium paying period	XXX						
93. Premium or annuity considerations waived under disability or other contract provisions	XXX						
94. Aggregate or other amounts not allocable by State	XXX						
95. Totals (Direct Business)	XXX		1,614,459			1,614,459	
96. Plus reinsurance assumed	XXX						
97. Totals (All Business)	XXX		1,614,459			1,614,459	
98. Less reinsurance ceded	XXX						
99. Totals (All Business) less Reinsurance Ceded	XXX		1,614,459	(c)		1,614,459	
DETAILS OF WRITE-INS							
58001.	XXX						
58002.	XXX						
58003.	XXX						
58998. Summary of remaining write-ins for Line 58 from overflow page	XXX						
58999. Totals (Lines 58001 through 58003 plus 58998)(Line 58 above)	XXX						
9401.	XXX						
9402.	XXX						
9403.	XXX						
9498. Summary of remaining write-ins for Line 94 from overflow page	XXX						
9499. Totals (Lines 9401 through 9403 plus 9498)(Line 94 above)	XXX						

(a) Active Status Counts:

L - Licensed or Chartered - Licensed insurance carrier or domiciled RRG..... 1 R - Registered - Non-domiciled RRGs.....
 E - Eligible - Reporting entities eligible or approved to write surplus lines in the state..... Q - Qualified - Qualified or accredited reinsurer.....
 N - None of the above - Not allowed to write business in the state.....56

(b) Explanation of basis of allocation by states, etc., of premiums and annuity considerations
 Individual: State of Residence when received. Group: N/A

(c) Column 4 should balance with Exhibit 1, Lines 6.4, 10.4, and 16.4, Cols. 8, 9, 10, or with Schedule H, Part 1, Line 1, indicate which: Exhibit 1, Lines 6.4, 10.4, and 16.4, Cols. 8, 9, 10.

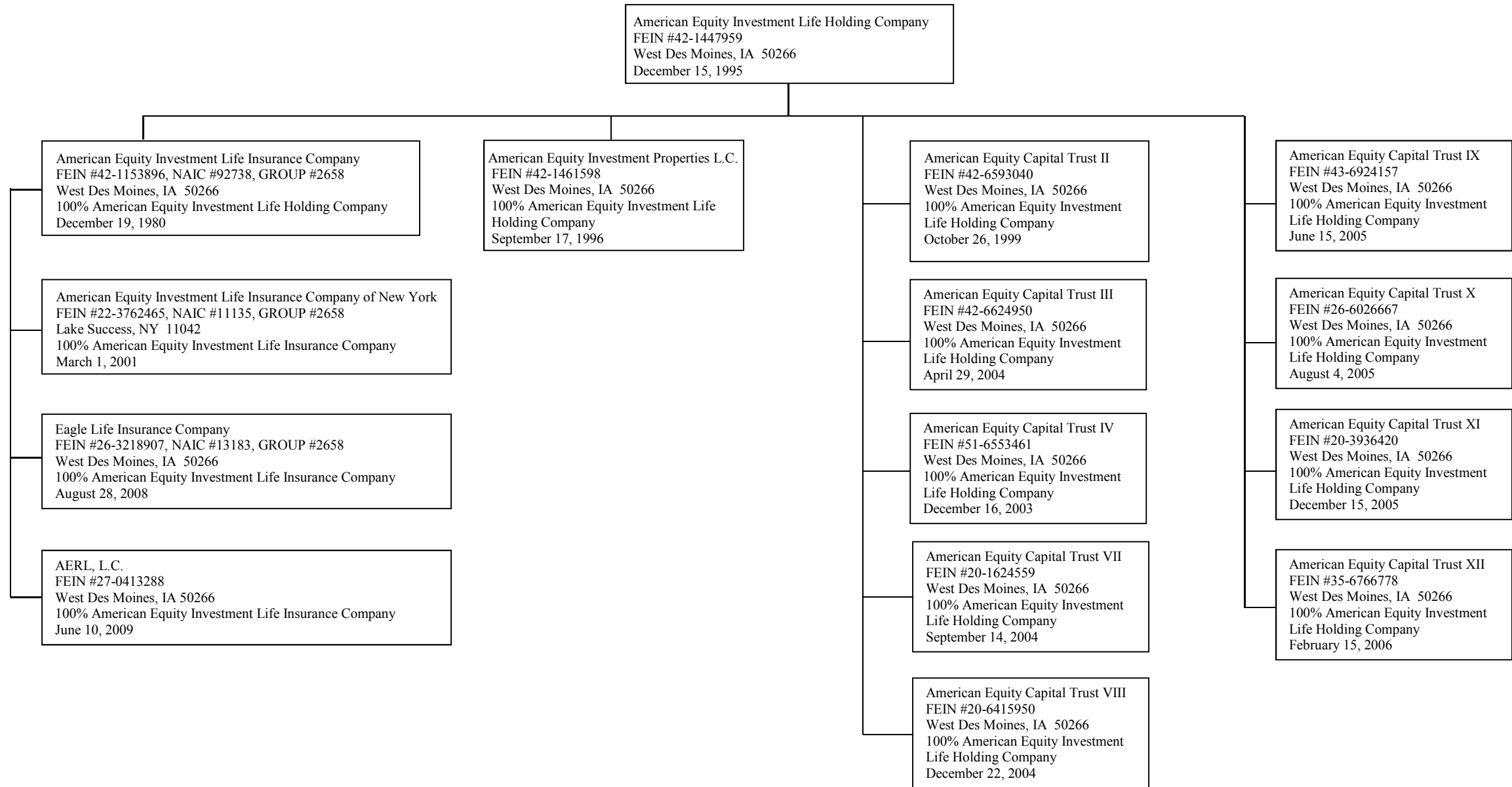
ANNUAL STATEMENT FOR THE YEAR 2019 OF THE AMERICAN EQUITY INVESTMENT LIFE INSURANCE COMPANY
OF NEW YORK

SCHEDULE T - PART 2
INTERSTATE COMPACT - EXHIBIT OF PREMIUMS WRITTEN

Allocated by States and Territories

		Direct Business Only					6 Totals
		1 Life (Group and Individual)	2 Annuities (Group and Individual)	3 Disability Income (Group and Individual)	4 Long-Term Care (Group and Individual)	5 Deposit-Type Contracts	
States, Etc.							
1. Alabama	AL						
2. Alaska	AK						
3. Arizona	AZ						
4. Arkansas	AR						
5. California	CA						
6. Colorado	CO						
7. Connecticut	CT						
8. Delaware	DE						
9. District of Columbia	DC						
10. Florida	FL						
11. Georgia	GA						
12. Hawaii	HI						
13. Idaho	ID						
14. Illinois	IL						
15. Indiana	IN						
16. Iowa	IA						
17. Kansas	KS						
18. Kentucky	KY						
19. Louisiana	LA						
20. Maine	ME						
21. Maryland	MD						
22. Massachusetts	MA						
23. Michigan	MI						
24. Minnesota	MN						
25. Mississippi	MS						
26. Missouri	MO						
27. Montana	MT						
28. Nebraska	NE						
29. Nevada	NV						
30. New Hampshire	NH						
31. New Jersey	NJ		99,173				99,173
32. New Mexico	NM						
33. New York	NY		1,514,686				1,514,686
34. North Carolina	NC						
35. North Dakota	ND						
36. Ohio	OH						
37. Oklahoma	OK						
38. Oregon	OR						
39. Pennsylvania	PA		600				600
40. Rhode Island	RI						
41. South Carolina	SC						
42. South Dakota	SD						
43. Tennessee	TN						
44. Texas	TX						
45. Utah	UT						
46. Vermont	VT						
47. Virginia	VA						
48. Washington	WA						
49. West Virginia	WV						
50. Wisconsin	WI						
51. Wyoming	WY						
52. American Samoa	AS						
53. Guam	GU						
54. Puerto Rico	PR						
55. U.S. Virgin Islands	VI						
56. Northern Mariana Islands	MP						
57. Canada	CAN						
58. Aggregate Other Alien	OT						
59. Total			1,614,459				1,614,459

SCHEDULE Y - INFORMATION CONCERNING ACTIVITIES OF INSURER MEMBERS OF A HOLDING COMPANY GROUP PART 1 - ORGANIZATIONAL CHART



ANNUAL STATEMENT FOR THE YEAR 2019 OF THE AMERICAN EQUITY INVESTMENT LIFE INSURANCE COMPANY
OF NEW YORK

SCHEDULE Y

PART 1A - DETAIL OF INSURANCE HOLDING COMPANY SYSTEM

1	2	3	4	5	6	7	8	9	10	11	12	13	14	15	16
Group Code	Group Name	NAIC Company Code	ID Number	Federal RSSD	CIK	Name of Securities Exchange if Publicly Traded (U.S. or International)	Names of Parent, Subsidiaries Or Affiliates	Domiciliary Location	Relationship to Reporting Entity	Directly Controlled by (Name of Entity/Person)	Type of Control (Ownership, Board, Management, Attorney-in-Fact, Influence, Other)	If Control is Ownership Provide Percentage	Ultimate Controlling Entity(ies)/Person(s)	Is an SCA Filing Required? (Y/N)	*
			42-1447959	3981379	0001039828	NEW YORK STOCK EXCHANGE	AMERICAN EQUITY INVESTMENT LIFE HOLDING COMPANY	IA	UIP	SHAREHOLDERS	Ownership	100.000	SHAREHOLDERS	N	
2658	AMERICAN EQUITY INVESTMENT GROUP	92738	42-1153896				AMERICAN EQUITY INVESTMENT LIFE INSURANCE COMPANY	IA	UDP	AMERICAN EQUITY INVESTMENT LIFE HOLDING COMPANY	Ownership	100.000	AMERICAN EQUITY INVESTMENT LIFE HOLDING COMPANY	N	
2658	AMERICAN EQUITY INVESTMENT GROUP	11135	22-3762465				AMERICAN EQUITY INVESTMENT LIFE INSURANCE COMPANY OF NEW YORK	NY	RE	AMERICAN EQUITY INVESTMENT LIFE INSURANCE COMPANY	Ownership	100.000	AMERICAN EQUITY INVESTMENT LIFE HOLDING COMPANY	N	
2658	AMERICAN EQUITY INVESTMENT GROUP	13183	26-3218907				EAGLE LIFE INSURANCE COMPANY	IA	IA	AMERICAN EQUITY INVESTMENT LIFE INSURANCE COMPANY	Ownership	100.000	AMERICAN EQUITY INVESTMENT LIFE HOLDING COMPANY	N	
			27-0413288				AERL, LC	IA	NIA	AMERICAN EQUITY INVESTMENT LIFE INSURANCE COMPANY	Ownership	100.000	AMERICAN EQUITY INVESTMENT LIFE HOLDING COMPANY	Y	
			42-1461598				AMERICAN EQUITY INVESTMENT PROPERTIES, LC	IA	NIA	AMERICAN EQUITY INVESTMENT LIFE HOLDING COMPANY	Ownership	100.000	AMERICAN EQUITY INVESTMENT LIFE HOLDING COMPANY	N	
			42-6593040				AMERICAN EQUITY CAPITAL TRUST II	IA	NIA	AMERICAN EQUITY INVESTMENT LIFE HOLDING COMPANY	Ownership	100.000	AMERICAN EQUITY INVESTMENT LIFE HOLDING COMPANY	N	
			42-6624950		0001161951		AMERICAN EQUITY CAPITAL TRUST III	IA	NIA	AMERICAN EQUITY INVESTMENT LIFE HOLDING COMPANY	Ownership	100.000	AMERICAN EQUITY INVESTMENT LIFE HOLDING COMPANY	N	
			51-6553461				AMERICAN EQUITY CAPITAL TRUST IV	IA	NIA	AMERICAN EQUITY INVESTMENT LIFE HOLDING COMPANY	Ownership	100.000	AMERICAN EQUITY INVESTMENT LIFE HOLDING COMPANY	N	
			20-1624559				AMERICAN EQUITY CAPITAL TRUST VII	IA	NIA	AMERICAN EQUITY INVESTMENT LIFE HOLDING COMPANY	Ownership	100.000	AMERICAN EQUITY INVESTMENT LIFE HOLDING COMPANY	N	
			20-6415950				AMERICAN EQUITY CAPITAL TRUST VIII	IA	NIA	AMERICAN EQUITY INVESTMENT LIFE HOLDING COMPANY	Ownership	100.000	AMERICAN EQUITY INVESTMENT LIFE HOLDING COMPANY	N	
			43-6924157				AMERICAN EQUITY CAPITAL TRUST IX	IA	NIA	AMERICAN EQUITY INVESTMENT LIFE HOLDING COMPANY	Ownership	100.000	AMERICAN EQUITY INVESTMENT LIFE HOLDING COMPANY	N	
			26-6026667				AMERICAN EQUITY CAPITAL TRUST X	IA	NIA	AMERICAN EQUITY INVESTMENT LIFE HOLDING COMPANY	Ownership	100.000	AMERICAN EQUITY INVESTMENT LIFE HOLDING COMPANY	N	
			20-3936420				AMERICAN EQUITY CAPITAL TRUST XI	IA	NIA	AMERICAN EQUITY INVESTMENT LIFE HOLDING COMPANY	Ownership	100.000	AMERICAN EQUITY INVESTMENT LIFE HOLDING COMPANY	N	
			35-6766778				AMERICAN EQUITY CAPITAL TRUST XII	IA	NIA	AMERICAN EQUITY INVESTMENT LIFE HOLDING COMPANY	Ownership	100.000	AMERICAN EQUITY INVESTMENT LIFE HOLDING COMPANY	N	

Asterisk	Explanation

SUPPLEMENTAL EXHIBITS AND SCHEDULES INTERROGATORIES

The following supplemental reports are required to be filed as part of your statement filing unless specifically waived by the domiciliary state. However, in the event that your domiciliary state waives the filing requirement, your response of WAIVED to the specific interrogatory will be accepted in lieu of filing a "NONE" report and a bar code will be printed below. If the supplement is required of your company but is not being filed for whatever reason enter SEE EXPLANATION and provide an explanation following the interrogatory questions.

	Responses
MARCH FILING	
1. Will the Supplemental Compensation Exhibit be filed with the state of domicile by March 1?	YES
2. Will the confidential Risk-based Capital Report be filed with the NAIC by March 1?	YES
3. Will the confidential Risk-based Capital Report be filed with the state of domicile, if required, by March 1?	YES
4. Will an actuarial opinion be filed by March 1?	YES
APRIL FILING	
5. Will Management's Discussion and Analysis be filed by April 1?	YES
6. Will the Life, Health & Annuity Guaranty Association Model Act Assessment Base Reconciliation Exhibit be filed with the state of domicile and the NAIC by April 1? (Not applicable to fraternal benefit societies)	YES
7. Will the Adjustments to the Life, Health & Annuity Guaranty Association Model Act Assessment Base Reconciliation Exhibit (if required) be filed with the state of domicile and the NAIC by April 1? (Not applicable to fraternal benefit societies)	YES
8. Will the Supplemental Investment Risks Interrogatories be filed by April 1?	YES
JUNE FILING	
9. Will an audited financial report be filed by June 1?	YES
10. Will Accountant's Letter of Qualifications be filed with the state of domicile and electronically with the NAIC by June 1?	YES
AUGUST FILING	
11. Will the regulator-only (non-public) Communication of Internal Control Related Matters Noted in Audit be filed with the state of domicile and electronically with the NAIC (as a regulator-only non-public document) by August 1?	YES

The following supplemental reports are required to be filed as part of your annual statement filing **if your company is engaged in the type of business covered by the supplement. However, in the event that your company does not transact the type of business for which the special report must be filed, your response of NO to the specific interrogatory will be accepted in lieu of filing a "NONE" report and a bar code will be printed below.** If the supplement is required of your company but is not being filed for whatever reason enter SEE EXPLANATION and provide an explanation following the interrogatory questions.

MARCH FILING	
12. Will Schedule SIS (Stockholder Information Supplement) be filed with the state of domicile by March 1? (Not applicable to fraternal benefit societies) ..	NO
13. Will the Medicare Supplement Insurance Experience Exhibit be filed with the state of domicile and the NAIC by March 1?	NO
14. Will the Trusteed Surplus Statement be filed with the state of domicile and the NAIC by March 1?	NO
15. Will the actuarial opinion on participating and non-participating policies as required in Interrogatories 1 and 2 to Exhibit 5 be filed with the state of domicile and electronically with the NAIC by March 1?	NO
16. Will the actuarial opinion on non-guaranteed elements as required in interrogatory #3 to Exhibit 5 be filed with the state of domicile and electronically with the NAIC by March 1?	YES
17. Will the actuarial opinion on X-Factors be filed with the state of domicile and electronically with the NAIC by March 1?	NO
18. Will the actuarial opinion on Separate Accounts Funding Guaranteed Minimum Benefit be filed with the state of domicile and electronically with the NAIC by March 1?	NO
19. Will the actuarial opinion on Synthetic Guaranteed Investment Contracts be filed with the state of domicile and electronically with the NAIC by March 1?	NO
20. Will the Reasonableness of Assumptions Certification required by Actuarial Guideline XXXV be filed with the state of domicile and electronically with the NAIC by March 1?	NO
21. Will the Reasonableness and Consistency of Assumptions Certification required by Actuarial Guideline XXXV be filed with the state of domicile and electronically with the NAIC by March 1?	NO
22. Will the Reasonableness of Assumptions Certification for Implied Guaranteed Rate Method required by Actuarial Guideline XXXVI be filed with the state of domicile and electronically with the NAIC by March 1?	NO
23. Will the Reasonableness and Consistency of Assumptions Certification required by Actuarial Guideline XXXVI (Updated Average Market Value) be filed with the state of domicile and electronically with the NAIC by March 1?	NO
24. Will the Reasonableness and Consistency of Assumptions Certification required by Actuarial Guideline XXXVI (Updated Market Value) be filed with the state of domicile and electronically with the NAIC by March 1?	NO
25. Will the C-3 RBC Certifications required under C-3 Phase I be filed with the state of domicile and electronically with the NAIC by March 1?	YES
26. Will the C-3 RBC Certifications required under C-3 Phase II be filed with the state of domicile and electronically with the NAIC by March 1?	NO

SUPPLEMENTAL EXHIBITS AND SCHEDULES INTERROGATORIES

- 27. Will the Actuarial Certifications Related to Annuity Nonforfeiture Ongoing Compliance for Equity Indexed Annuities be filed with the state of domicile and electronically with the NAIC by March 1? NO
- 28. Will the actuarial opinion required by the Modified Guaranteed Annuity Model Regulation be filed with the state of domicile and electronically with the NAIC by March 1? NO
- 29. Will the Actuarial Certifications Related to Hedging required by Actuarial Guideline XLIII be filed with the state of domicile and electronically with the NAIC by March 1? NO
- 30. Will the Financial Officer Certification Related to Clearly Defined Hedging Strategy required by Actuarial Guideline XLIII be filed with the state of domicile and electronically with the NAIC by March 1? NO
- 31. Will the Management Certification That the Valuation Reflects Management's Intent required by Actuarial Guideline XLIII be filed with the state of domicile and electronically with the NAIC by March 1? NO
- 32. Will the Actuarial Certification Related to the Reserves required by Actuarial Guideline XLIII be filed with the state of domicile and electronically with the NAIC by March 1? NO
- 33. Will the Actuarial Certification regarding the use of 2001 Preferred Class Tables required by the Model Regulation Permitting the Recognition of Preferred Mortality Tables for Use in Determining Minimum Reserve Liabilities be filed with the state of domicile and electronically with the NAIC by March 1? NO
- 34. Will the Worker's Compensation Carve-Out Supplement be filed by March 1? (Not applicable to fraternal benefit societies) NO
- 35. Will Supplemental Schedule O be filed with the state of domicile and the NAIC by March 1? NO
- 36. Will the Medicare Part D Coverage Supplement be filed with the state of domicile and the NAIC by March 1? NO
- 37. Will an approval from the reporting entity's state of domicile for relief related to the five-year rotation requirement for lead audit partner be filed electronically with the NAIC by March 1? NO
- 38. Will an approval from the reporting entity's state of domicile for relief related to the one-year cooling off period for independent CPA be filed electronically with the NAIC by March 1? NO
- 39. Will an approval from the reporting entity's state of domicile for relief related to the Requirements for Audit Committees be filed electronically with the NAIC by March 1? NO
- 40. Will the VM-20 Reserves Supplement be filed with the state of domicile and the NAIC by March 1? NO

APRIL FILING

- 41. Will the confidential Regulatory Asset Adequacy Issues Summary (RAAIS) required by the Valuation Manual be filed with the state of domicile by April 1? YES
- 42. Will the Long-Term Care Experience Reporting Forms be filed with the state of domicile and the NAIC by April 1? NO
- 43. Will the Credit Insurance Experience Exhibit be filed with the state of domicile and the NAIC by April 1? (Not applicable to fraternal benefit societies) .. NO
- 44. Will the Accident and Health Policy Experience Exhibit be filed by April 1? NO
- 45. Will the Supplemental Health Care Exhibit (Parts 1, 2 and 3) be filed with the state of domicile and the NAIC by April 1? NO
- 46. Will the regulator only (non-public) Supplemental Health Care Exhibit's Expense Allocation Report be filed with the state of domicile and the NAIC by April 1? NO
- 47. Will the confidential Actuarial Memorandum required by Actuarial Guideline XXXVIII 8D be filed with the state of domicile by April 30? NO
- 48. Will the Supplemental Term and Universal Life Insurance Reinsurance Exhibit be filed with the state of domicile and the NAIC by April 1? NO
- 49. Will the Variable Annuities Supplement be filed with the state of domicile and the NAIC by April 1? NO

AUGUST FILING


- 50. Will Management's Report of Internal Control Over Financial Reporting be filed with the state of domicile by August 1? NO

Explanations:





























- 12. Not required to be filed by Company
- 13. Not required to be filed by Company
- 14. Not required to be filed by Company
- 15. Not required to be filed by Company
- 17. Not required to be filed by Company
- 18. Not required to be filed by Company
- 19. Not required to be filed by Company
- 20. Not required to be filed by Company
- 21. Not required to be filed by Company
- 22. Not required to be filed by Company
- 23. Not required to be filed by Company
- 24. Not required to be filed by Company
- 26. Not required to be filed by Company
- 27. Not required to be filed by Company
- 28. Not required to be filed by Company
- 29. Not required to be filed by Company
- 30. Not required to be filed by Company
- 31. Not required to be filed by Company
- 32. Not required to be filed by Company
- 33. Not required to be filed by Company
- 34. Not required to be filed by Company
- 35. Not required to be filed by Company
- 36. Not required to be filed by Company
- 37. Not required to be filed by Company
- 38. Not required to be filed by Company
- 39. Not required to be filed by Company
- 40. Not required to be filed by Company
- 42. Not required to be filed by Company
- 43. Not required to be filed by Company
- 44. Not required to be filed by Company
- 45. Not required to be filed by Company
- 46. Not required to be filed by Company
- 47. Not required to be filed by Company
- 48. Not required to be filed by Company
- 49. Not required to be filed by Company
- 50. Not required to be filed by Company

Bar Codes:

- 12. SIS Stockholder Information Supplement [Document Identifier 420]
- 13. Medicare Supplement Insurance Experience Exhibit [Document Identifier 360]
- 14. Trusteed Surplus Statement [Document Identifier 490]
- 15. Participating Opinion for Exhibit 5 [Document Identifier 371]
- 17. Actuarial Opinion on X-Factors [Document Identifier 442]



SUPPLEMENTAL EXHIBITS AND SCHEDULES INTERROGATORIES

18. Actuarial Opinion on Separate Accounts Funding Guaranteed Minimum Benefit [Document Identifier 443]	 1 1 1 3 5 2 0 1 9 4 4 3 0 0 0 0 0
19. Actuarial Opinion on Synthetic Guaranteed Investment Contracts [Document Identifier 444]	 1 1 1 3 5 2 0 1 9 4 4 4 0 0 0 0 0
20. Reasonableness of Assumptions Certification required by Actuarial Guideline XXXV [Document Identifier 445]	 1 1 1 3 5 2 0 1 9 4 4 5 0 0 0 0 0
21. Reasonableness and Consistency of Assumptions Certification required by Actuarial Guideline XXXV [Document Identifier 446]	 1 1 1 3 5 2 0 1 9 4 4 6 0 0 0 0 0
22. Reasonableness of Assumptions Certification for Implied Guaranteed Rate Method required by Actuarial Guideline XXXVI [Document Identifier 447]	 1 1 1 3 5 2 0 1 9 4 4 7 0 0 0 0 0
23. Reasonableness and Consistency of Assumptions Certification required by Actuarial Guideline XXXVI [Document Identifier 448]	 1 1 1 3 5 2 0 1 9 4 4 8 0 0 0 0 0
24. Reasonableness and Consistency of Assumptions Certification required by Actuarial Guideline XXXVI (Updated Market Value) [Document Identifier 449]	 1 1 1 3 5 2 0 1 9 4 4 9 0 0 0 0 0
26. C-3 RBC Certifications Required Under C-3 Phase II [Document Identifier 451]	 1 1 1 3 5 2 0 1 9 4 5 1 0 0 0 0 0
27. Actuarial Certifications Related to Annuity Nonforfeiture Ongoing Compliance for Equity Indexed Annuities [Document Identifier 452]	 1 1 1 3 5 2 0 1 9 4 5 2 0 0 0 0 0
28. Modified Guaranteed Annuity Model Regulation [Document Identifier 453]	 1 1 1 3 5 2 0 1 9 4 5 3 0 0 0 0 0
29. Actuarial Certifications Related to Hedging required by Actuarial Guideline XLIII [Document Identifier 436]	 1 1 1 3 5 2 0 1 9 4 3 6 0 0 0 0 0
30. Financial Officer Certification Related to Clearly Defined Hedging Strategy required by Actuarial Guideline XLIII [Document Identifier 437]	 1 1 1 3 5 2 0 1 9 4 3 7 0 0 0 0 0
31. Management Certification That the Valuation Reflects Management's Intent required by Actuarial Guideline XLIII [Document Identifier 438]	 1 1 1 3 5 2 0 1 9 4 3 8 0 0 0 0 0
32. Actuarial Certification Related to the Reserves required by Actuarial Guideline XLIII [Document Identifier 439]	 1 1 1 3 5 2 0 1 9 4 3 9 0 0 0 0 0
33. Actuarial Certification regarding the use of 2001 Preferred Class Tables required by the Model Regulation Permitting the Recognition of Preferred Mortality Tables for Use in Determining Minimum Reserve Liabilities [Document Identifier 454]	 1 1 1 3 5 2 0 1 9 4 5 4 0 0 0 0 0
34. Workers' Compensation Carve-Out Supplement [Document Identifier 495]	 1 1 1 3 5 2 0 1 9 4 8 5 0 0 0 0 0
35. Supplemental Schedule O [Document Identifier 465]	 1 1 1 3 5 2 0 1 9 4 6 5 0 0 0 0 0
36. Medicare Part D Coverage Supplement [Document Identifier 365]	 1 1 1 3 5 2 0 1 9 3 6 5 0 0 0 0 0
37. Relief from the five-year rotation requirement for lead audit partner [Document Identifier 224]	 1 1 1 3 5 2 0 1 9 2 2 4 0 0 0 0 0
38. Relief from the one-year cooling off period for independent CPA [Document Identifier 225]	 1 1 1 3 5 2 0 1 9 2 2 5 0 0 0 0 0
39. Relief from the Requirements for Audit Committees [Document Identifier 226]	 1 1 1 3 5 2 0 1 9 2 2 6 0 0 0 0 0
40. VM-20 Reserves Supplement [Document Identifier 456]	 1 1 1 3 5 2 0 1 9 4 5 6 0 0 0 0 0
42. Long-Term Care Experience Reporting Forms [Document Identifier 306]	 1 1 1 3 5 2 0 1 9 3 0 6 0 0 0 0 0
43. Credit Insurance Experience Exhibit [Document Identifier 230]	 1 1 1 3 5 2 0 1 9 2 3 0 0 0 0 0 0
44. Accident and Health Policy Experience Exhibit [Document Identifier 210]	 1 1 1 3 5 2 0 1 9 2 1 0 0 0 0 0 0
45. Supplemental Health Care Exhibit (Parts 1, 2 and 3) [Document Identifier 216]	 1 1 1 3 5 2 0 1 9 2 1 6 0 0 0 0 0
46. Supplemental Health Care Exhibit's Expense Allocation Report [Document Identifier 217]	 1 1 1 3 5 2 0 1 9 2 1 7 0 0 0 0 0
47. Actuarial Memorandum Required by Actuarial Guideline XXXVIII 8D [Document Identifier 435]	 1 1 1 3 5 2 0 1 9 4 3 5 0 0 0 0 0

SUPPLEMENTAL EXHIBITS AND SCHEDULES INTERROGATORIES

48. Supplemental Term and Universal Life Insurance Reinsurance Exhibit
[Document Identifier 345]



49. Variable Annuities Supplement [Document Identifier 286]



50. Management's Report of Internal Control Over Financial Reporting
[Document Identifier 223]



OVERFLOW PAGE FOR WRITE-INS

NONE

ANNUAL STATEMENT FOR THE YEAR 2019 OF THE AMERICAN EQUITY INVESTMENT LIFE INSURANCE COMPANY
OF NEW YORK

SUMMARY INVESTMENT SCHEDULE

Investment Categories	Gross Investment Holdings		Admitted Assets as Reported in the Annual Statement			
	1 Amount	2 Percentage of Column 1 Line 13	3 Amount	4 Securities Lending Reinvested Collateral Amount	5 Total (Col. 3 + 4) Amount	6 Percentage of Column 5 Line 13
1. Long-Term Bonds (Schedule D, Part 1):						
1.01 U.S. governments	404,555	0.217	404,555		404,555	0.217
1.02 All other governments		0.000				0.000
1.03 U.S. states, territories and possessions, etc. guaranteed		0.000				0.000
1.04 U.S. political subdivisions of states, territories, and possessions, guaranteed	8,902,755	4.780	8,902,754		8,902,754	4.780
1.05 U.S. special revenue and special assessment obligations, etc. non-guaranteed	20,876,043	11.208	20,876,040		20,876,040	11.208
1.06 Industrial and miscellaneous	150,786,376	80.952	150,786,376		150,786,376	80.952
1.07 Hybrid securities		0.000				0.000
1.08 Parent, subsidiaries and affiliates		0.000				0.000
1.09 SVO identified funds		0.000				0.000
1.10 Unaffiliated Bank loans		0.000				0.000
1.11 Total long-term bonds	180,969,729	97.156	180,969,725		180,969,725	97.156
2. Preferred stocks (Schedule D, Part 2, Section 1):						
2.01 Industrial and miscellaneous (Unaffiliated)		0.000				0.000
2.02 Parent, subsidiaries and affiliates		0.000				0.000
2.03 Total preferred stocks		0.000				0.000
3. Common stocks (Schedule D, Part 2, Section 2):						
3.01 Industrial and miscellaneous Publicly traded (Unaffiliated)		0.000				0.000
3.02 Industrial and miscellaneous Other (Unaffiliated)		0.000				0.000
3.03 Parent, subsidiaries and affiliates Publicly traded		0.000				0.000
3.04 Parent, subsidiaries and affiliates Other		0.000				0.000
3.05 Mutual funds		0.000				0.000
3.06 Unit investment trusts		0.000				0.000
3.07 Closed-end funds		0.000				0.000
3.08 Total common stocks		0.000				0.000
4. Mortgage loans (Schedule B):						
4.01 Farm mortgages		0.000				0.000
4.02 Residential mortgages		0.000				0.000
4.03 Commercial mortgages		0.000				0.000
4.04 Mezzanine real estate loans		0.000				0.000
4.05 Total mortgage loans		0.000				0.000
5. Real estate (Schedule A):						
5.01 Properties occupied by company		0.000				0.000
5.02 Properties held for production of income		0.000				0.000
5.03 Properties held for sale		0.000				0.000
5.04 Total real estate		0.000				0.000
6. Cash, cash equivalents and short-term investments:						
6.01 Cash (Schedule E, Part 1)	1,410,181	0.757	1,410,181		1,410,181	0.757
6.02 Cash equivalents (Schedule E, Part 2)	724,000	0.389	724,000		724,000	0.389
6.03 Short-term investments (Schedule DA)		0.000				0.000
6.04 Total cash, cash equivalents and short-term investments	2,134,181	1.146	2,134,181		2,134,181	1.146
7. Contract loans		0.000				0.000
8. Derivatives (Schedule DB)		0.000				0.000
9. Other invested assets (Schedule BA)	3,162,428	1.698	3,162,428		3,162,428	1.698
10. Receivables for securities		0.000				0.000
11. Securities Lending (Schedule DL, Part 1).....		0.000		XXX	XXX	.XXX
12. Other invested assets (Page 2, Line 11)		0.000				0.000
13. Total invested assets	186,266,337	100.000	186,266,333		186,266,333	100.000

SCHEDULE A - VERIFICATION BETWEEN YEARS

Real Estate

- 1. Book/adjusted carrying value, December 31 of prior year
- 2. Cost of acquired:
 - 2.1 Actual cost at time of acquisition (Part 2, Column 6)
 - 2.2 Additional investment made after acquisition (Part 2, Column 9)
- 3. Current year change in encumbrances:
 - 3.1 Totals, Part 1, Column 13
 - 3.2 Totals, Part 3, Column 11
- 4. Total gain (loss) on disposals, Part 3, Column 18
- 5. Deduct amounts received on disposals, Part 3, Column 15
- 6. Total foreign exchange change in book/adjusted carrying value:
 - 6.1 Totals, Part 1, Column 15
 - 6.2 Totals, Part 3, Column 13
- 7. Deduct current year's other than temporary impairment recognized:
 - 7.1 Totals, Part 1, Column 12
 - 7.2 Totals, Part 3, Column 10
- 8. Deduct current year's depreciation:
 - 8.1 Totals, Part 1, Column 11
 - 8.2 Totals, Part 3, Column 9
- 9. Book/adjusted carrying value at the end of current period (Lines 1+2+3+4-5+6-7-8)
- 10. Deduct total nonadmitted amounts
- 11. Statement value at end of current period (Line 9 minus Line 10)

NONE

SCHEDULE B - VERIFICATION BETWEEN YEARS

Mortgage Loans

- 1. Book value/recorded investment excluding accrued interest, December 31 of prior year
- 2. Cost of acquired:
 - 2.1 Actual cost at time of acquisition (Part 2, Column 7)
 - 2.2 Additional investment made after acquisition (Part 2, Column 8)
- 3. Capitalized deferred interest and other:
 - 3.1 Totals, Part 1, Column 12
 - 3.2 Totals, Part 3, Column 11
- 4. Accrual of discount
- 5. Unrealized valuation increase (decrease):
 - 5.1 Totals, Part 1, Column 9
 - 5.2 Totals, Part 3, Column 8
- 6. Total gain (loss) on disposals, Part 3, Column 18
- 7. Deduct amounts received on disposals, Part 3, Column 15
- 8. Deduct amortization of premium and mortgage interest points and commitment fees
- 9. Total foreign exchange change in book value/recorded investment excluding accrued interest:
 - 9.1 Totals, Part 1, Column 13
 - 9.2 Totals, Part 3, Column 13
- 10. Deduct current year's other than temporary impairment recognized:
 - 10.1 Totals, Part 1, Column 11
 - 10.2 Totals, Part 3, Column 10
- 11. Book value/recorded investment excluding accrued interest at end of current period (Lines 1+2+3+4+5+6-7-8+9-10)
- 12. Total valuation allowance
- 13. Subtotal (Line 11 plus 12)
- 14. Deduct total nonadmitted amounts
- 15. Statement value of mortgages owned at end of current period (Line 13 minus Line 14)

NONE

SCHEDULE BA - VERIFICATION BETWEEN YEARS

Other Long-Term Invested Assets

1. Book/adjusted carrying value, December 31 of prior year	3,174,517
2. Cost of acquired:	
2.1 Actual cost at time of acquisition (Part 2, Column 8)	
2.2 Additional investment made after acquisition (Part 2, Column 9)	
3. Capitalized deferred interest and other:	
3.1 Totals, Part 1, Column 16	
3.2 Totals, Part 3, Column 12	
4. Accrual of discount	144
5. Unrealized valuation increase (decrease):	
5.1 Totals, Part 1, Column 13	
5.2 Totals, Part 3, Column 9	
6. Total gain (loss) on disposals, Part 3, Column 19	
7. Deduct amounts received on disposals, Part 3, Column 16	
8. Deduct amortization of premium and depreciation	12,233
9. Total foreign exchange change in book/adjusted carrying value:	
9.1 Totals, Part 1, Column 17	
9.2 Totals, Part 3, Column 14	
10. Deduct current year's other than temporary impairment recognized:	
10.1 Totals, Part 1, Column 15	
10.2 Totals, Part 3, Column 11	
11. Book/adjusted carrying value at end of current period (Lines 1+2+3+4+5+6-7-8+9-10)	3,162,428
12. Deduct total nonadmitted amounts	
13. Statement value at end of current period (Line 11 minus Line 12)	3,162,428

SCHEDULE D - VERIFICATION BETWEEN YEARS

Bonds and Stocks

1. Book/adjusted carrying value, December 31 of prior year	188,362,275
2. Cost of bonds and stocks acquired, Part 3, Column 7	19,638,236
3. Accrual of discount	275,445
4. Unrealized valuation increase (decrease):	
4.1. Part 1, Column 12	
4.2. Part 2, Section 1, Column 15	
4.3. Part 2, Section 2, Column 13	
4.4. Part 4, Column 11	
5. Total gain (loss) on disposals, Part 4, Column 19	193,326
6. Deduction consideration for bonds and stocks disposed of, Part 4, Column 7	26,947,692
7. Deduct amortization of premium	644,015
8. Total foreign exchange change in book/adjusted carrying value:	
8.1. Part 1, Column 15	
8.2. Part 2, Section 1, Column 19	
8.3. Part 2, Section 2, Column 16	
8.4. Part 4, Column 15	
9. Deduct current year's other than temporary impairment recognized:	
9.1. Part 1, Column 14	116,785
9.2. Part 2, Section 1, Column 17	
9.3. Part 2, Section 2, Column 14	
9.4. Part 4, Column 13	116,785
10. Total investment income recognized as a result of prepayment penalties and/or acceleration fees, Note 5Q, Line 2	208,934
11. Book/adjusted carrying value at end of current period (Lines 1+2+3+4+5-6-7+8-9+10)	180,969,724
12. Deduct total nonadmitted amounts	
13. Statement value at end of current period (Line 11 minus Line 12)	180,969,724

ANNUAL STATEMENT FOR THE YEAR 2019 OF THE AMERICAN EQUITY INVESTMENT LIFE INSURANCE COMPANY
OF NEW YORK

SCHEDULE D - SUMMARY BY COUNTRY

Long-Term Bonds and Stocks OWNED December 31 of Current Year

Description		1 Book/Adjusted Carrying Value	2 Fair Value	3 Actual Cost	4 Par Value of Bonds
BONDS Governments (Including all obligations guaranteed by governments)	1. United States	404,555	509,375	409,000	400,000
	2. Canada				
	3. Other Countries				
	4. Totals	404,555	509,375	409,000	400,000
U.S. States, Territories and Possessions (Direct and guaranteed)	5. Totals				
U.S. Political Subdivisions of States, Territories and Possessions (Direct and guaranteed)	6. Totals	8,902,755	9,278,565	8,971,006	8,855,000
U.S. Special Revenue and Special Assessment Obligations and all Non- Guaranteed Obligations of Agencies and Authorities of Governments and their Political Subdivisions	7. Totals	20,876,043	23,161,079	21,494,231	19,739,902
Industrial and Miscellaneous, SVO Identified Funds, Unaffiliated Bank Loans and Hybrid Securities (unaffiliated)	8. United States	123,658,772	135,840,856	125,432,832	122,060,153
	9. Canada	6,541,393	7,274,684	6,663,181	6,260,000
	10. Other Countries	20,586,211	20,513,881	20,624,073	20,536,333
	11. Totals	150,786,376	163,629,421	152,720,086	148,856,486
Parent, Subsidiaries and Affiliates	12. Totals				
	13. Total Bonds	180,969,729	196,578,440	183,594,323	177,851,388
PREFERRED STOCKS Industrial and Miscellaneous (unaffiliated)	14. United States				
	15. Canada				
	16. Other Countries				
	17. Totals				
Parent, Subsidiaries and Affiliates	18. Totals				
	19. Total Preferred Stocks				
COMMON STOCKS Industrial and Miscellaneous (unaffiliated)	20. United States				
	21. Canada				
	22. Other Countries				
	23. Totals				
Parent, Subsidiaries and Affiliates	24. Totals				
	25. Total Common Stocks				
	26. Total Stocks				
	27. Total Bonds and Stocks	180,969,729	196,578,440	183,594,323	

ANNUAL STATEMENT FOR THE YEAR 2019 OF THE AMERICAN EQUITY INVESTMENT LIFE INSURANCE COMPANY
OF NEW YORK

SCHEDULE D - PART 1A - SECTION 1

Quality and Maturity Distribution of All Bonds Owned December 31, at Book/Adjusted Carrying Values by Major Types of Issues and NAIC Designations

NAIC Designation	1 1 Year or Less	2 Over 1 Year Through 5 Years	3 Over 5 Years Through 10 Years	4 Over 10 Years Through 20 Years	5 Over 20 Years	6 No Maturity Date	7 Total Current Year	8 Col. 7 as a % of Line 11.7	9 Total from Col. 7 Prior Year	10 % From Col. 8 Prior Year	11 Total Publicly Traded	12 Total Privately Placed (a)
1. U.S. Governments												
1.1 NAIC 1			404,555			XXX	404,555	0.2	404,952	0.2	404,555	
1.2 NAIC 2						XXX						
1.3 NAIC 3						XXX						
1.4 NAIC 4						XXX						
1.5 NAIC 5						XXX						
1.6 NAIC 6						XXX						
1.7 Totals			404,555			XXX	404,555	0.2	404,952	0.2	404,555	
2. All Other Governments												
2.1 NAIC 1						XXX			2,393,578	1.3		
2.2 NAIC 2						XXX						
2.3 NAIC 3						XXX						
2.4 NAIC 4						XXX						
2.5 NAIC 5						XXX						
2.6 NAIC 6						XXX						
2.7 Totals						XXX			2,393,578	1.3		
3. U.S. States, Territories and Possessions etc., Guaranteed												
3.1 NAIC 1						XXX			263,864	0.1		
3.2 NAIC 2						XXX						
3.3 NAIC 3						XXX						
3.4 NAIC 4						XXX						
3.5 NAIC 5						XXX						
3.6 NAIC 6						XXX						
3.7 Totals						XXX			263,864	0.1		
4. U.S. Political Subdivisions of States, Territories and Possessions, Guaranteed												
4.1 NAIC 1	1,785,484	322,651	5,114,619	1,680,000		XXX	8,902,754	4.9	13,519,689	7.2	8,902,754	
4.2 NAIC 2						XXX						
4.3 NAIC 3						XXX						
4.4 NAIC 4						XXX						
4.5 NAIC 5						XXX						
4.6 NAIC 6						XXX						
4.7 Totals	1,785,484	322,651	5,114,619	1,680,000		XXX	8,902,754	4.9	13,519,689	7.2	8,902,754	
5. U.S. Special Revenue & Special Assessment Obligations, etc., Non-Guaranteed												
5.1 NAIC 1	326,580	3,443,876	11,941,339	5,059,912	104,333	XXX	20,876,040	11.5	25,518,991	13.5	20,876,040	
5.2 NAIC 2						XXX						
5.3 NAIC 3						XXX						
5.4 NAIC 4						XXX						
5.5 NAIC 5						XXX						
5.6 NAIC 6						XXX						
5.7 Totals	326,580	3,443,876	11,941,339	5,059,912	104,333	XXX	20,876,040	11.5	25,518,991	13.5	20,876,040	

ANNUAL STATEMENT FOR THE YEAR 2019 OF THE AMERICAN EQUITY INVESTMENT LIFE INSURANCE COMPANY
OF NEW YORK

SCHEDULE D - PART 1A - SECTION 1 (Continued)

Quality and Maturity Distribution of All Bonds Owned December 31, at Book/Adjusted Carrying Values by Major Types of Issues and NAIC Designations

NAIC Designation	1 1 Year or Less	2 Over 1 Year Through 5 Years	3 Over 5 Years Through 10 Years	4 Over 10 Years Through 20 Years	5 Over 20 Years	6 No Maturity Date	7 Total Current Year	8 Col. 7 as a % of Line 11.7	9 Total from Col. 7 Prior Year	10 % From Col. 8 Prior Year	11 Total Publicly Traded	12 Total Privately Placed (a)
6. Industrial & Miscellaneous (Unaffiliated)												
6.1 NAIC 1	2,004,931	12,349,954	21,859,667	30,709,690	6,116,734	XXX	73,040,976	40.4	63,554,583	33.7	66,338,333	6,702,643
6.2 NAIC 2	2,603,016	28,330,409	23,667,188	18,565,652	2,119,623	XXX	75,285,888	41.6	76,285,487	40.5	54,217,961	21,067,927
6.3 NAIC 3	180,367	1,678,204	115,483	51,038		XXX	2,025,092	1.1	4,837,144	2.6	2,025,092	
6.4 NAIC 4	35,388	344,522	41,916	12,594		XXX	434,420	0.2	1,583,983	0.8	434,420	
6.5 NAIC 5						XXX						
6.6 NAIC 6						XXX						
6.7 Totals	4,823,702	42,703,089	45,684,254	49,338,974	8,236,357	XXX	150,786,376	83.3	146,261,197	77.6	123,015,806	27,770,570
7. Hybrid Securities												
7.1 NAIC 1						XXX						
7.2 NAIC 2						XXX						
7.3 NAIC 3						XXX						
7.4 NAIC 4						XXX						
7.5 NAIC 5						XXX						
7.6 NAIC 6						XXX						
7.7 Totals						XXX						
8. Parent, Subsidiaries and Affiliates												
8.1 NAIC 1						XXX						
8.2 NAIC 2						XXX						
8.3 NAIC 3						XXX						
8.4 NAIC 4						XXX						
8.5 NAIC 5						XXX						
8.6 NAIC 6						XXX						
8.7 Totals						XXX						
9. SVO Identified Funds												
9.1 NAIC 1	XXX	XXX	XXX	XXX	XXX							
9.2 NAIC 2	XXX	XXX	XXX	XXX	XXX							
9.3 NAIC 3	XXX	XXX	XXX	XXX	XXX							
9.4 NAIC 4	XXX	XXX	XXX	XXX	XXX							
9.5 NAIC 5	XXX	XXX	XXX	XXX	XXX							
9.6 NAIC 6	XXX	XXX	XXX	XXX	XXX							
9.7 Totals	XXX	XXX	XXX	XXX	XXX							
10. Unaffiliated Bank Loans												
10.1 NAIC 1						XXX						
10.2 NAIC 2						XXX						
10.3 NAIC 3						XXX						
10.4 NAIC 4						XXX						
10.5 NAIC 5						XXX						
10.6 NAIC 6						XXX						
10.7 Totals						XXX						

ANNUAL STATEMENT FOR THE YEAR 2019 OF THE AMERICAN EQUITY INVESTMENT LIFE INSURANCE COMPANY
OF NEW YORK

SCHEDULE D - PART 1A - SECTION 1 (Continued)

Quality and Maturity Distribution of All Bonds Owned December 31, at Book/Adjusted Carrying Values by Major Types of Issues and NAIC Designations

NAIC Designation	1 1 Year or Less	2 Over 1 Year Through 5 Years	3 Over 5 Years Through 10 Years	4 Over 10 Years Through 20 Years	5 Over 20 Years	6 No Maturity Date	7 Total Current Year	8 Col. 7 as a % of Line 11.7	9 Total from Col. 7 Prior Year	10 % From Col. 8 Prior Year	11 Total Publicly Traded	12 Total Privately Placed (a)
11. Total Bonds Current Year												
11.1 NAIC 1	(d) 4,116,995	16,116,481	39,320,180	37,449,602	6,221,067		103,224,325	57.0	XXX	XXX	96,521,682	6,702,643
11.2 NAIC 2	(d) 2,603,016	28,330,409	23,667,188	18,565,652	2,119,623		75,285,888	41.6	XXX	XXX	54,217,961	21,067,927
11.3 NAIC 3	(d) 180,367	1,678,204	115,483	51,038			2,025,092	1.1	XXX	XXX	2,025,092	
11.4 NAIC 4	(d) 35,388	344,522	41,916	12,594			434,420	0.2	XXX	XXX	434,420	
11.5 NAIC 5	(d)						(c)		XXX	XXX		
11.6 NAIC 6	(d)						(c)		XXX	XXX		
11.7 Totals	6,935,766	46,469,616	63,144,767	56,078,886	8,340,690		(b) 180,969,725	100.0	XXX	XXX	153,199,155	27,770,570
11.8 Line 11.7 as a % of Col. 7	3.8	25.7	34.9	31.0	4.6		100.0	XXX	XXX	XXX	84.7	15.3
12. Total Bonds Prior Year												
12.1 NAIC 1	6,196,903	18,041,375	32,028,716	41,927,131	7,461,532		XXX	XXX	105,655,657	56.1	98,804,885	6,850,772
12.2 NAIC 2	1,007,715	34,535,938	20,665,068	16,988,780	3,087,986		XXX	XXX	76,285,487	40.5	56,190,433	20,095,054
12.3 NAIC 3	28,860	3,526,346	1,281,938	1,281,938			XXX	XXX	4,837,144	2.6	4,837,144	
12.4 NAIC 4	221,361	939,552	299,295	123,775			XXX	XXX	1,583,983	0.8	1,583,983	
12.5 NAIC 5							XXX	XXX	(c)			
12.6 NAIC 6							XXX	XXX	(c)			
12.7 Totals	7,454,839	57,043,211	52,993,079	60,321,624	10,549,518		XXX	XXX	(b) 188,362,271	100.0	161,416,445	26,945,826
12.8 Line 12.7 as a % of Col. 9	4.0	30.3	28.1	32.0	5.6		XXX	XXX	100.0	XXX	85.7	14.3
13. Total Publicly Traded Bonds												
13.1 NAIC 1	3,641,913	14,822,575	37,197,506	35,101,411	5,758,279		96,521,684	53.3	98,804,885	52.5	96,521,684	XXX
13.2 NAIC 2	2,029,034	22,257,692	12,441,429	15,370,182	2,119,623		54,217,960	30.0	56,190,433	29.8	54,217,960	XXX
13.3 NAIC 3	180,367	1,678,204	115,483	51,038			2,025,092	1.1	4,837,144	2.6	2,025,092	XXX
13.4 NAIC 4	35,388	344,522	41,916	12,594			434,420	0.2	1,583,983	0.8	434,420	XXX
13.5 NAIC 5												XXX
13.6 NAIC 6												XXX
13.7 Totals	5,886,702	39,102,993	49,796,334	50,535,225	7,877,902		153,199,156	84.7	161,416,445	85.7	153,199,156	XXX
13.8 Line 13.7 as a % of Col. 7	3.8	25.5	32.5	33.0	5.1		100.0	XXX	XXX	XXX	100.0	XXX
13.9 Line 13.7 as a % of Line 11.7, Col. 7, Section 11	3.3	21.6	27.5	27.9	4.4		84.7	XXX	XXX	XXX	84.7	XXX
14. Total Privately Placed Bonds												
14.1 NAIC 1	475,082	1,293,906	2,122,674	2,348,191	462,788		6,702,641	3.7	6,850,772	3.6	XXX	6,702,641
14.2 NAIC 2	573,982	6,072,717	11,225,759	3,195,470			21,067,928	11.6	20,095,054	10.7	XXX	21,067,928
14.3 NAIC 3											XXX	
14.4 NAIC 4											XXX	
14.5 NAIC 5											XXX	
14.6 NAIC 6											XXX	
14.7 Totals	1,049,064	7,366,623	13,348,433	5,543,661	462,788		27,770,569	15.3	26,945,826	14.3	XXX	27,770,569
14.8 Line 14.7 as a % of Col. 7	3.8	26.5	48.1	20.0	1.7		100.0	XXX	XXX	XXX	XXX	100.0
14.9 Line 14.7 as a % of Line 11.7, Col. 7, Section 11	0.6	4.1	7.4	3.1	0.3		15.3	XXX	XXX	XXX	XXX	15.3

(a) Includes \$ 27,770,570 freely tradable under SEC Rule 144 or qualified for resale under SEC Rule 144A.
 (b) Includes \$ current year of bonds with Z designations and \$ prior year of bonds with Z designations. The letter "Z" means the NAIC designation was not assigned by the Securities Valuation Office (SVO) at the date of the statement.
 (c) Includes \$ current year, \$ prior year of bonds with 5GI designations and \$ current year, \$ prior year of bonds with 6* designations. "5GI" means the NAIC designation was assigned by the (SVO) in reliance on the insurer's certification that the issuer is current in all principal and interest payments. "6*" means the NAIC designation was assigned by the SVO due to inadequate certification of principal and interest payments.
 (d) Includes the following amount of short-term and cash equivalent bonds by NAIC designation: NAIC 1 \$; NAIC 2 \$; NAIC 3 \$; NAIC 4 \$; NAIC 5 \$; NAIC 6 \$

SI07

ANNUAL STATEMENT FOR THE YEAR 2019 OF THE AMERICAN EQUITY INVESTMENT LIFE INSURANCE COMPANY
OF NEW YORK

SCHEDULE D - PART 1A - SECTION 2

Maturity Distribution of All Bonds Owned December 31, at Book/Adjusted Carrying Values by Major Type and Subtype of Issues

Distribution by Type	1 1 Year or Less	2 Over 1 Year Through 5 Years	3 Over 5 Years Through 10 Years	4 Over 10 Years Through 20 Years	5 Over 20 Years	6 No Maturity Date	7 Total Current Year	8 Col. 7 as a % of Line 11.08	9 Total from Col. 7 Prior Year	10 % From Col. 8 Prior Year	11 Total Publicly Traded	12 Total Privately Placed
1. U.S. Governments												
1.01 Issuer Obligations			404,555			XXX	404,555	0.2	404,952	0.2	404,555	
1.02 Residential Mortgage-Backed Securities						XXX						
1.03 Commercial Mortgage-Backed Securities						XXX						
1.04 Other Loan-Backed and Structured Securities ...						XXX						
1.05 Totals			404,555			XXX	404,555	0.2	404,952	0.2	404,555	
2. All Other Governments												
2.01 Issuer Obligations						XXX			2,393,578	1.3		
2.02 Residential Mortgage-Backed Securities						XXX						
2.03 Commercial Mortgage-Backed Securities						XXX						
2.04 Other Loan-Backed and Structured Securities ...						XXX						
2.05 Totals						XXX			2,393,578	1.3		
3. U.S. States, Territories and Possessions, Guaranteed												
3.01 Issuer Obligations						XXX			263,864	0.1		
3.02 Residential Mortgage-Backed Securities						XXX						
3.03 Commercial Mortgage-Backed Securities						XXX						
3.04 Other Loan-Backed and Structured Securities ...						XXX						
3.05 Totals						XXX			263,864	0.1		
4. U.S. Political Subdivisions of States, Territories and Possessions, Guaranteed												
4.01 Issuer Obligations	1,785,484	322,651	5,114,620	1,680,000		XXX	8,902,755	4.9	13,519,689	7.2	8,902,754	1
4.02 Residential Mortgage-Backed Securities						XXX						
4.03 Commercial Mortgage-Backed Securities						XXX						
4.04 Other Loan-Backed and Structured Securities ...						XXX						
4.05 Totals	1,785,484	322,651	5,114,620	1,680,000		XXX	8,902,755	4.9	13,519,689	7.2	8,902,754	1
5. U.S. Special Revenue & Special Assessment Obligations etc., Non-Guaranteed												
5.01 Issuer Obligations	220,751	2,602,347	10,655,292	4,721,769	104,333	XXX	18,304,492	10.1	22,582,680	12.0	18,304,492	
5.02 Residential Mortgage-Backed Securities	105,829	841,530	1,286,047	338,143		XXX	2,571,549	1.4	2,936,312	1.6	2,571,548	1
5.03 Commercial Mortgage-Backed Securities						XXX						
5.04 Other Loan-Backed and Structured Securities ...						XXX						
5.05 Totals	326,580	3,443,877	11,941,339	5,059,912	104,333	XXX	20,876,041	11.5	25,518,992	13.5	20,876,040	1
6. Industrial and Miscellaneous												
6.01 Issuer Obligations	1,652,046	36,536,942	18,922,356	43,650,995	7,729,782	XXX	108,492,121	60.0	106,596,111	56.6	96,035,281	12,456,840
6.02 Residential Mortgage-Backed Securities	1,454,321	3,662,532	1,902,365	1,516,309	48,384	XXX	8,583,911	4.7	10,076,718	5.3	7,892,482	691,429
6.03 Commercial Mortgage-Backed Securities		502,517	10,968,073	3,579,501		XXX	15,050,091	8.3	11,471,333	6.1	13,045,881	2,004,210
6.04 Other Loan-Backed and Structured Securities ...	1,717,335	2,001,098	13,891,459	592,169	458,191	XXX	18,660,252	10.3	18,117,035	9.6	6,042,162	12,618,090
6.05 Totals	4,823,702	42,703,089	45,684,253	49,338,974	8,236,357	XXX	150,786,375	83.3	146,261,197	77.6	123,015,806	27,770,569
7. Hybrid Securities												
7.01 Issuer Obligations						XXX						
7.02 Residential Mortgage-Backed Securities						XXX						
7.03 Commercial Mortgage-Backed Securities						XXX						
7.04 Other Loan-Backed and Structured Securities ...						XXX						
7.05 Totals						XXX						
8. Parent, Subsidiaries and Affiliates												
8.01 Issuer Obligations						XXX						
8.02 Residential Mortgage-Backed Securities						XXX						
8.03 Commercial Mortgage-Backed Securities						XXX						
8.04 Other Loan-Backed and Structured Securities ...						XXX						
8.05 Affiliated Bank Loans - Issued						XXX						
8.06 Affiliated Bank Loans - Acquired						XXX						
8.07 Totals						XXX						

ANNUAL STATEMENT FOR THE YEAR 2019 OF THE AMERICAN EQUITY INVESTMENT LIFE INSURANCE COMPANY
OF NEW YORK

SCHEDULE D - PART 1A - SECTION 2 (Continued)

Maturity Distribution of All Bonds Owned December 31, at Book/Adjusted Carrying Values by Major Type and Subtype of Issues

Distribution by Type	1 1 Year or Less	2 Over 1 Year Through 5 Years	3 Over 5 Years Through 10 Years	4 Over 10 Years Through 20 Years	5 Over 20 Years	6 No Maturity Date	7 Total Current Year	8 Col. 7 as a % of Line 11.08	9 Total from Col. 7 Prior Year	10 % From Col. 8 Prior Year	11 Total Publicly Traded	12 Total Privately Placed
9. SVO Identified Funds												
9.01 Exchange Traded Funds Identified by the SVO ..	XXX	XXX	XXX	XXX	XXX							
9.02 Bond Mutual Funds Identified by the SVO	XXX	XXX	XXX	XXX	XXX							
9.03 Totals	XXX	XXX	XXX	XXX	XXX							
10. Unaffiliated Bank Loans												
10.01 Unaffiliated Bank Loans - Issued						XXX						
10.02 Unaffiliated Bank Loans - Acquired						XXX						
10.03 Totals						XXX						
11. Total Bonds Current Year												
11.01 Issuer Obligations	3,658,281	39,461,940	35,096,823	50,052,764	7,834,115	XXX	136,103,923	75.2	XXX	XXX	123,647,082	12,456,841
11.02 Residential Mortgage-Backed Securities	1,560,150	4,504,062	3,188,412	1,854,452	48,384	XXX	11,155,460	6.2	XXX	XXX	10,464,030	691,430
11.03 Commercial Mortgage-Backed Securities		502,517	10,968,073	3,579,501		XXX	15,050,091	8.3	XXX	XXX	13,045,881	2,004,210
11.04 Other Loan-Backed and Structured Securities ..	1,717,335	2,001,098	13,891,459	592,169	458,191	XXX	18,660,252	10.3	XXX	XXX	6,042,162	12,618,090
11.05 SVO Identified Funds	XXX	XXX	XXX	XXX	XXX				XXX	XXX		
11.06 Affiliated Bank Loans						XXX			XXX	XXX		
11.07 Unaffiliated Bank Loans						XXX			XXX	XXX		
11.08 Totals	6,935,766	46,469,617	63,144,767	56,078,886	8,340,690		180,969,726	100.0	XXX	XXX	153,199,155	27,770,571
11.09 Line 11.08 as a % of Col. 7	3.8	25.7	34.9	31.0	4.6		100.0	XXX	XXX	XXX	84.7	15.3
12. Total Bonds Prior Year												
12.01 Issuer Obligations	4,943,359	48,925,542	24,506,310	57,362,444	10,023,219	XXX	XXX	XXX	145,760,874	77.4	132,634,316	13,126,558
12.02 Residential Mortgage-Backed Securities	1,789,580	5,084,322	3,476,443	2,622,144	40,541	XXX	XXX	XXX	13,013,030	6.9	12,954,557	58,473
12.03 Commercial Mortgage-Backed Securities			11,471,333			XXX	XXX	XXX	11,471,333	6.1	9,465,939	2,005,394
12.04 Other Loan-Backed and Structured Securities ..	721,901	3,033,347	13,538,993	337,036	485,758	XXX	XXX	XXX	18,117,035	9.6	6,361,634	11,755,401
12.05 SVO Identified Funds	XXX	XXX	XXX	XXX	XXX							
12.06 Affiliated Bank Loans						XXX			XXX	XXX		
12.07 Unaffiliated Bank Loans						XXX			XXX	XXX		
12.08 Totals	7,454,840	57,043,211	52,993,079	60,321,624	10,549,518		XXX	XXX	188,362,272	100.0	161,416,446	26,945,826
12.09 Line 12.08 as a % of Col. 9	4.0	30.3	28.1	32.0	5.6		XXX	XXX	100	XXX	85.7	14.3
13. Total Publicly Traded Bonds												
13.01 Issuer Obligations	3,024,418	33,894,613	33,710,300	45,183,635	7,834,115	XXX	123,647,081	68.3	132,634,316	70.4	123,647,081	XXX
13.02 Residential Mortgage-Backed Securities	1,426,422	4,194,176	3,027,557	1,772,089	43,786	XXX	10,464,030	5.8	12,954,557	6.9	10,464,030	XXX
13.03 Commercial Mortgage-Backed Securities			9,466,379	3,579,501		XXX	13,045,880	7.2	9,465,939	5.0	13,045,880	XXX
13.04 Other Loan-Backed and Structured Securities ..	1,435,861	1,014,204	3,592,097			XXX	6,042,162	3.3	6,361,634	3.4	6,042,162	XXX
13.05 SVO Identified Funds	XXX	XXX	XXX	XXX	XXX							XXX
13.06 Affiliated Bank Loans						XXX						XXX
13.07 Unaffiliated Bank Loans						XXX						XXX
13.08 Totals	5,886,701	39,102,993	49,796,333	50,535,225	7,877,901		153,199,153	84.7	161,416,446	85.7	153,199,153	XXX
13.09 Line 13.08 as a % of Col. 7	3.8	25.5	32.5	33.0	5.1		100.0	XXX	XXX	XXX	100.0	XXX
13.10 Line 13.08 as a % of Line 11.08, Col. 7, Section 11	3.3	21.6	27.5	27.9	4.4		84.7	XXX	XXX	XXX	84.7	XXX
14. Total Privately Placed Bonds												
14.01 Issuer Obligations	633,863	5,567,327	1,386,523	4,869,129		XXX	12,456,842	6.9	13,126,558	7.0	XXX	12,456,842
14.02 Residential Mortgage-Backed Securities	133,728	309,886	160,855	82,363	4,598	XXX	691,430	0.4	58,473	0.0	XXX	691,430
14.03 Commercial Mortgage-Backed Securities		502,517	1,501,694			XXX	2,004,211	1.1	2,005,394	1.1	XXX	2,004,211
14.04 Other Loan-Backed and Structured Securities ..	281,474	986,894	10,299,362	592,169	458,191	XXX	12,618,090	7.0	11,755,401	6.2	XXX	12,618,090
14.05 SVO Identified Funds	XXX	XXX	XXX	XXX	XXX							XXX
14.06 Affiliated Bank Loans						XXX						XXX
14.07 Unaffiliated Bank Loans						XXX						XXX
14.08 Totals	1,049,065	7,366,624	13,348,434	5,543,661	462,789		27,770,573	15.3	26,945,826	14.3	XXX	27,770,573
14.09 Line 14.08 as a % of Col. 7	3.8	26.5	48.1	20.0	1.7		100.0	XXX	XXX	XXX	XXX	100.0
14.10 Line 14.08 as a % of Line 11.08, Col. 7, Section 11	0.6	4.1	7.4	3.1	0.3		15.3	XXX	XXX	XXX	XXX	15.3

Schedule DA - Verification - Short-Term Investments

N O N E

Schedule DB - Part A - Verification - Options, Caps, Floors, Collars, Swaps and Forwards

N O N E

Schedule DB - Part B - Verification - Futures Contracts

N O N E

Schedule DB - Part C - Section 1 - Replication (Synthetic Asset) Transactions (RSATs) Open

N O N E

Schedule DB-Part C-Section 2-Reconciliation of Replication (Synthetic Asset) Transactions Open

N O N E

Schedule DB - Verification - Book/Adjusted Carrying Value, Fair Value and Potential Exposure of
Derivatives

N O N E

SCHEDULE E - PART 2 - VERIFICATION BETWEEN YEARS

(Cash Equivalents)

	1 Total	2 Bonds	3 Money Market Mutual funds	4 Other (a)
1. Book/adjusted carrying value, December 31 of prior year	1,350,000		1,350,000	
2. Cost of cash equivalents acquired	28,114,000		28,114,000	
3. Accrual of discount				
4. Unrealized valuation increase (decrease)				
5. Total gain (loss) on disposals				
6. Deduct consideration received on disposals	28,740,000		28,740,000	
7. Deduct amortization of premium				
8. Total foreign exchange change in book/adjusted carrying value				
9. Deduct current year's other than temporary impairment recognized				
10. Book/adjusted carrying value at end of current period (Lines 1+2+3+4+5-6-7+8-9)	724,000		724,000	
11. Deduct total nonadmitted amounts				
12. Statement value at end of current period (Line 10 minus Line 11)	724,000		724,000	

(a) Indicate the category of such investments, for example, joint ventures, transportation equipment:

Schedule A - Part 1 - Real Estate Owned

NONE

Schedule A - Part 2 - Real Estate Acquired and Additions Made

NONE

Schedule A - Part 3 - Real Estate Disposed

NONE

Schedule B - Part 1 - Mortgage Loans Owned

NONE

Schedule B - Part 2 - Mortgage Loans Acquired and Additions Made

NONE

Schedule B - Part 3 - Mortgage Loans Disposed, Transferred or Repaid

NONE

ANNUAL STATEMENT FOR THE YEAR 2019 OF THE AMERICAN EQUITY INVESTMENT LIFE INSURANCE COMPANY
OF NEW YORK

SCHEDULE BA - PART 1

Showing Other Long-Term Invested Assets OWNED December 31 of Current Year

1 CUSIP Identification	2 Name or Description	3 Code	4 Location		6 Name of Vendor or General Partner	7 NAIC Designation and Admini- strative Symbol	8 Date Originally Acquired	9 Type and Strategy	10 Actual Cost	11 Fair Value	12 Book/ Adjusted Carrying Value Less Encum- brances	Change in Book/Adjusted Carrying Value					18 Invest- ment Income	19 Commit- ment for Additional Invest- ment	20 Percen- tage of Own- ership
			4 City	5 State								13 Unrealized Valuation Increase (Decrease)	14 Current Year's (Depreci- ation) or (Amorti- zation)/ Accretion	15 Current Year's Other- Than- Tempo- rary Impair- ment Recog- nized	16 Capital- ized Deferred Interest and Other	17 Total Foreign Exchange Change in Book/ Adjusted Carrying Value			
59260A-AA-6	GENERAL AMERICAN LIFE MET 7 5/8 01/15/24 7.625% 01/15/24			MO	KEYBANC CAPITAL MARKETS	1FE	02/01/2011		600,620	590,202	539,155		(8,454)				38,125		
628312-AB-6	MUTUAL OF OMAHA INS CO MUTOMA 6.95 10/15/40 ETC.-UNAFFILIATED 6.950% 10/15/40		OMAHA	NE	JP MORGAN SECURITIES	1FE	10/18/2010		492,010	677,951	493,034		144				34,750		
707567-AA-1	PENN MUTUAL LIFE INS CO PAUL 6.65 06/15/34 DEBENTURES, 6.650% 06/15/34		HORSHAM	PA	DIRECT	1FE	01/01/2006		1,063,171	1,308,550	1,045,024		(1,881)				66,500		
878091-BD-8	TEACHERS INSUR & ANNUITY TIAAGL 4.9 09/15/44 4.900% 09/15/44			NY	JP MORGAN SECURITIES	1FE	12/31/2017		1,088,871	1,235,385	1,085,215		(1,898)				49,000		
3399999. Capital Notes - Unaffiliated									3,244,672	3,812,088	3,162,428		(12,089)			188,375		XXX	
4899999. Total - Unaffiliated									3,244,672	3,812,088	3,162,428		(12,089)			188,375		XXX	
4999999. Total - Affiliated																		XXX	
5099999 - Totals									3,244,672	3,812,088	3,162,428		(12,089)			188,375		XXX	

E07

Schedule BA - Part 2 - Other Long-Term Invested Assets Acquired and Additions Made

N O N E

Schedule BA - Part 3 - Other Long-Term Invested Assets Disposed, Transferred or Repaid

N O N E

ANNUAL STATEMENT FOR THE YEAR 2019 OF THE AMERICAN EQUITY INVESTMENT LIFE INSURANCE COMPANY
OF NEW YORK

SCHEDULE D - PART 1

Showing All Long-Term BONDS Owned December 31 of Current Year

1	2	Codes			6	7	Fair Value		10	11	Change in Book/Adjusted Carrying Value				Interest					Dates		
		3	4	5			8	9			12	13	14	15	16	17	18	19	20	21	22	
CUSIP Identification	Description	C o d e	F o r e i g n	B o n d C h a r	NAIC Designation and Administrative Symbol	Actual Cost	Rate Used to Obtain Fair Value	Fair Value	Par Value	Book/ Adjusted Carrying Value	Unrealized Valuation Increase/ (Decrease)	Current Year's (Amortization) Accretion	Current Year's Other-Than-Temporary Impairment Recognized	Total Foreign Exchange Change in Book/ Adjusted Carrying Value	Rate of	Effective Rate of	When Paid	Admitted Amount Due and Accrued	Amount Received During Year	Acquired	Stated Contractual Maturity Date	
912810-FF-0	US TREASURY N/B T 5 1/4 11/15/28	..SD..			..1..	409,000	127.3440	509,375	400,000	404,555		(397)			5.250	5.089	MN	2,712	21,000	01/09/2004	11/15/2028	
0199999. Subtotal - Bonds - U.S. Governments - Issuer Obligations						409,000	XXX	509,375	400,000	404,555		(397)							2,712	21,000	XXX	XXX
0599999. Total - U.S. Government Bonds						409,000	XXX	509,375	400,000	404,555		(397)				XXX	XXX	XXX	2,712	21,000	XXX	XXX
1099999. Total - All Other Government Bonds							XXX								XXX	XXX	XXX				XXX	XXX
1799999. Total - U.S. States, Territories and Possessions Bonds							XXX								XXX	XXX	XXX				XXX	XXX
033717-KT-5	ANDERSON CNTY SC SCH DIST #1 BUILD AMERICA BONDS-SER A			2	1FE	1,010,860	100.5670	1,005,670	1,000,000	1,000,239		(1,398)			6.000	5.853	MS	20,000	60,000	06/17/2010	03/01/2029	
094077-KU-7	BLOOMFIELD NM SCH DIST #6 QUALIFIED SCH CONSTR BDS-BLOOM			2	1FE	1,000,000	102.1230	1,021,230	1,000,000	1,000,000					5.851	5.851	FA	24,379	58,510	07/14/2010	08/01/2027	
350830-BX-2	FOUNTAINDALE IL PUBLIC LIBRARY BUILD AMERICA BONDS-TAXABLE-LI			2	1FE	906,750	100.3130	902,817	900,000	903,754		(388)			5.800	5.731	FA	21,750	52,200	11/25/2009	02/01/2028	
429740-U2-7	HIGH POINT NC TAXABLE-PUB IMPT-SER B-BUILD HOUSTON TX INDEP SCH DIST BUILD AMERICA BONDS-TAXABLE-SE			2	1FE	1,680,000	101.2870	1,701,622	1,680,000	1,680,000					5.675	5.675	JD	7,945	95,340	06/16/2010	06/01/2030	
442403-FQ-9	KING CNTY WA SCH DIST #210 FED BUILD AMERICA BONDS-			2	1FE	292,325	100.3350	285,955	285,000	285,097		(30)			6.068	5.721	FA	6,533	17,294	01/21/2010	02/15/2029	
494890-YN-0	MONMOUTH OR TAXABLE-MINNET PROJ-SER B			2	1FE	500,000	100.0000	500,000	500,000	500,000					5.750	5.750	JD	2,396	28,750	01/13/2010	12/01/2029	
609694-CX-0	OREGON ST SCH BRDS ASSN SHORT-TAXABLE-PENSION-SER B			2	1FE	1,000,000	101.5860	1,015,860	1,000,000	1,000,000					5.744	5.744	JD	4,787	57,440	09/14/2010	06/01/2028	
686053-CT-4	SANGAMON CNTY IL CHNTY UNIT SC BUILD AMERICA BONDS			4	1FE	1,055,310	119.9730	1,199,730	1,000,000	1,032,677		(2,990)			5.680	5.199	JD	158	56,800	09/01/2010	06/30/2028	
800732-GG-8	SANGAMON CNTY IL CHNTY UNIT SC BUILD AMERICA BONDS				1FE	326,886	113.6170	363,574	320,000	322,651		(562)			5.900	5.670	FA	7,867	18,880	06/15/2010	02/01/2024	
800732-GH-6	WILL GRUNDY ETC CNTYS IL CHNTY BUILD AMERICA BONDS-TXB-B			2	1FE	688,405	116.4570	780,262	670,000	678,189		(1,355)			5.950	5.670	FA	16,610	39,865	06/15/2010	02/01/2025	
969080-EII-6	ANDERSON CNTY SC SCH DIST #1 BUILD AMERICA BONDS-TXB-B			2	1FE	510,470	100.3690	501,845	500,000	500,148		(13)			6.650	6.364	JJ	16,625	33,250	07/16/2009	01/01/2026	
1899999. Subtotal - Bonds - U.S. Political Subdivisions - Issuer Obligations						8,971,006	XXX	9,278,565	8,855,000	8,902,755		(6,736)			XXX	XXX	XXX	129,050	518,329	XXX	XXX	
2499999. Total - U.S. Political Subdivisions Bonds						8,971,006	XXX	9,278,565	8,855,000	8,902,755		(6,736)			XXX	XXX	XXX	129,050	518,329	XXX	XXX	
01030L-BS-3	ALABAMA ST INCENTIVES FING AUT TAXABLE-SER B			4	1FE	326,368	115.9870	376,958	325,000	325,590		(95)			6.042	6.000	MS	6,546	19,637	10/14/2009	09/01/2029	
01179P-N3-7	ALASKA ST MUNI BOND BANK AUTH 2010B-TAXABLE-SER THREE			2	1FE	1,000,000	102.2680	1,022,680	1,000,000	1,000,000					5.432	5.432	AO	13,580	54,320	09/01/2010	10/01/2030	
196632-HE-6	COLORADO SPRINGS CO UTILITIESR BUILD AMERICA BONDS-D2			4	1FE	770,000	136.3500	1,049,895	770,000	770,000					6.013	6.013	MN	5,916	46,300	11/06/2009	11/15/2039	
247508-ET-7	DELTA CO SALES & USE TAX REVEN BUILD AMERICA BONDS-SER B			2	1FE	1,000,000	103.0220	1,030,220	1,000,000	1,000,000					5.231	5.229	JD	4,359	52,310	09/23/2010	12/01/2025	
31331K-N7-1	FEDERAL FARM CREDIT BANK FFCB 3.7 11/04/30			1		930,250	113.7680	1,137,680	1,000,000	950,408		3,530			3.700	4.276	MN	5,858	37,000	08/20/2013	11/04/2030	
31331X-6F-4	FEDERAL FARM CREDIT BANK FFCB 5.55 10/03/29			1		7,878,060	129.6600	7,779,588	6,000,000	7,215,273		(105,054)			5.550	3.125	AO	81,400	333,000	02/05/2013	10/03/2029	
452024-GS-5	ILLINOIS ST MUNI ELEC AGY PIR BUILD AMERICA BONDS JEA FL ELEC SYS REVENUE TAXABLE-SUB-ISSUER				1FE	500,500	104.1280	520,640	500,000	500,062		(54)			6.128	6.116	FA	12,767	30,640	07/16/2009	02/01/2021	
46613C-WG-6	MANHATTAN KS SALES TAX SPL OBL BUILD AMERICA BONDS-SUBSIDY-BUI			4	1FE	946,521	126.6750	1,197,079	945,000	945,817		(62)			6.406	6.393	AO	15,134	60,537	11/25/2009	10/01/2034	
563039-AK-2	TAXABLE-DO			2	1FE	440,981	100.2550	436,109	435,000	437,647		(430)			6.515	6.372	JD	2,362	28,340	12/03/2009	12/01/2026	
59067A-BJ-1	MESA CO ST CLG AUXILIARY FACs BUILD AMERICA BONDS			4	1FE	500,000	131.1360	655,680	500,000	500,000					5.800	5.799	MN	3,706	29,000	09/25/2009	05/15/2040	
59455T-Q3-9	MICHIGAN ST MUNI BOND AUTH BUILD AMERICA BONDS-TAXABLE-LO			2	1FE	125,000	101.2420	126,553	125,000	125,000					6.250	6.251	MN	1,302	7,813	05/06/2010	05/01/2025	
647421-DA-1	NEW MEXICO ST UNIV RGTS IMPT R BUILD AMERICA BONDS-TAXABLE-B-			2	1	320,000	101.0250	323,280	320,000	320,000					6.124	6.124	AO	4,899	19,597	10/20/2017	04/01/2030	
647421-DG-8	NEW MEXICO ST UNIV RGTS IMPT R BUILD AMERICA BONDS-TAXABLE-B-			2	1FE	430,000	101.0500	434,515	430,000	430,000					6.124	6.124	AO	6,583	26,333	10/20/2017	04/01/2030	
678331-CT-4	OKANOGAN CNTY WA PUBLIC UTIL D BUILD AMERICA BONDS			4	1FE	1,031,570	122.9580	1,229,580	1,000,000	1,019,419		(1,647)			5.796	5.517	JD	4,830	57,960	09/29/2010	12/01/2030	

E10

ANNUAL STATEMENT FOR THE YEAR 2019 OF THE AMERICAN EQUITY INVESTMENT LIFE INSURANCE COMPANY
OF NEW YORK

SCHEDULE D - PART 1

Showing All Long-Term BONDS Owned December 31 of Current Year

1	2	Codes			6	7	Fair Value		10	11	Change in Book/Adjusted Carrying Value				Interest				Dates		
		3	4	5			8	9			12	13	14	15	16	17	18	19	20	21	22
CUSIP Identification	Description	C o d e	F o r e i g n	B o n d C h a r	NAIC Designation and Administrative Symbol	Actual Cost	Rate Used to Obtain Fair Value	Fair Value	Par Value	Book/ Adjusted Carrying Value	Unrealized Valuation Increase/ (Decrease)	Current Year's (Amortization) Accretion	Current Year's Other Than-Temporary Impairment Recognized	Total Foreign Exchange Change in Book/ Adjusted Carrying Value	Rate of	Effective Rate of	When Paid	Admitted Amount Due and Accrued	Amount Received During Year	Acquired	Stated Contractual Maturity Date
735351-CJ-5	PORT SAINT LUCIE FL STORMWATER BUILD AMERICA BONDS-RECOVERY Z			2	1FE	750,000	101.5470	761,603	750,000	750,000					6.516	6.517	MN	8,145	48,870	01/08/2010	05/01/2026
797650-XJ-4	SAN FRANCISCO CITY & CNTY CA C BUILD AMERICA BONDS-SER D-TAXA			4	1FE	300,000	123.9980	371,994	300,000	300,000					6.362	6.361	MN	3,181	19,086	09/24/2009	11/01/2029
84774B-BA-0	SPEEDWAY IN REDEV AUTH LEASE R TAXABLE-A-BUILD AMERICA BONDS			4	1FE	1,000,000	109.6840	1,096,840	1,000,000	1,000,000					5.876	5.877	FA	24,483	58,760	05/05/2010	02/01/2025
914460-FF-2	UNIV OF MINNESOTA MN BUILD AMERICA BONDS-TAXABLE-SE			2	1FE	540,000	100.3180	541,717	540,000	540,000					5.768	5.768	FA	12,978	31,147	02/03/2010	02/01/2030
95648X-AM-7	WEST VIRGINIA ST ECON DEV AUTH TAXABLE			4	1FE	178,500	101.6810	177,942	175,000	175,277		(261)			5.370	5.046	JJ	4,699	9,398	07/14/2010	07/01/2020
2599999. Subtotal - Bonds - U.S. Special Revenues - Issuer Obligations						18,967,750	XXX	20,270,553	17,115,000	18,304,493		(104,073)			XXX	XXX	XXX	222,728	970,048	XXX	XXX
31392F-XU-6	FEDERAL NATL MTG ASSN FNR 2002-88 AL			4	1	15,040	103.2750	15,532	15,040	15,040					5.500	5.525	MON	69	827	11/01/2002	12/25/2022
31392X-NF-1	FED HOME LOAN MTG CORP FHR 2523 PH			4	1	16,458	109.6130	18,176	16,582	16,525		1			5.500	5.613	MON	79	912	11/01/2002	11/15/2032
31398T-V8-1	FANNIE MAE FNR 2010-103 CD			4	1	764,723	114.8000	933,941	813,535	781,663		2,332			4.500	5.026	MON	3,051	36,609	03/31/2011	09/25/2030
314120-4X-4	FNMA FN 932438			4	1	54,536	103.8000	55,884	53,838	54,071		(52)			4.000	3.674	MON	179	2,153	04/08/2010	01/01/2025
383730-SZ-0	GNMA GNR 2003-46 PC			4	1	1,316,491	107.1200	1,463,976	1,366,674	1,345,018		2,596			5.000	5.323	MON	5,694	68,334	03/31/2004	06/20/2033
38374H-J8-4	GNMA GNR 2004-72 PN			4	1	359,233	112.1880	403,017	359,233	359,233					5.500	5.538	MON	1,646	19,758	09/15/2004	09/20/2034
2699999. Subtotal - Bonds - U.S. Special Revenues - Residential Mortgage-Backed Securities						2,526,481	XXX	2,890,526	2,624,902	2,571,550		4,877			XXX	XXX	XXX	10,715	128,593	XXX	XXX
3199999. Total - U.S. Special Revenues Bonds						21,494,231	XXX	23,161,079	19,739,902	20,876,043		(99,196)			XXX	XXX	XXX	233,443	1,098,641	XXX	XXX
00206R-GM-8	AT&T INC T 6 3/8 06/01/28			2	2FE	530,629	121.5970	607,987	500,000	527,856		(2,537)			6.375	5.538	JD	2,656	31,875	11/26/2018	06/01/2028
00206R-GN-6	AT&T INC T 6.55 01/15/28			2	2FE	416,471	119.2620	477,047	400,000	414,961		(1,404)			6.550	5.958	JJ	12,081	26,200	11/26/2018	01/15/2028
008117-AP-8	AETNA INC AET 2 3/4 11/15/22			2	2FE	732,023	101.5950	761,963	750,000	744,000		1,970			2.750	3.043	MN	2,635	20,625	05/21/2013	11/15/2022
00846U-AJ-0	AGILENT TECHNOLOGIES INC A 3 7/8 07/15/23			2	2FE	739,275	104.8680	786,509	750,000	745,712		1,105			3.875	4.050	JJ	13,401	29,063	07/23/2013	07/15/2023
023135-BF-2	AMAZON.COM INC AMZN 3 7/8 08/22/37			2	1FE	2,199,700	113.7580	2,275,158	2,000,000	2,195,938		(3,762)			3.875	3.132	FA	27,771	38,750	07/18/2019	08/22/2037
03027X-AB-6	AMERICAN TOWER CORP AMT 3 1/2 01/31/23			2	2FE	480,340	103.6440	518,219	500,000	491,857		2,434			3.500	4.068	JJ	7,340	17,500	11/12/2014	01/31/2023
032654-AH-8	ANALOG DEVICES INC ADI 2 7/8 06/01/23			2	2FE	690,015	101.9900	764,927	750,000	725,636		6,545			2.875	3.900	JD	1,797	21,563	01/07/2014	06/01/2023
03523T-BT-4	ANHEUSER-BUSCH INBEV WOR ABIBB 4.439 10/06/48			2	2FE	580,000	111.9570	649,351	580,000	580,000					4.439	4.439	AO	6,079	25,746	08/21/2017	10/06/2048
035240-AG-5	ANHEUSER-BUSCH INBEV WOR ABIBB 4.95 01/15/42			2	2FE	1,075,571	118.0300	1,180,295	1,000,000	1,070,232		(1,847)			4.950	4.447	JJ	22,825	49,500	12/16/2016	01/15/2042
037735-BZ-9	APPALACHIAN POWER CO AEP 5.95 05/15/33			2	2FE	522,440	126.3350	631,674	500,000	516,460		(810)			5.950	5.597	MN	3,801	29,750	10/12/2010	05/15/2033
037735-CE-5	APPALACHIAN POWER CO AEP 5.8 10/01/35			2	2FE	577,461	122.4940	679,844	555,000	572,388		(680)			5.800	5.500	AO	8,048	32,190	09/30/2010	10/01/2035
049560-AG-0	ATMOS ENERGY CORP ATO 5.95 10/15/34			2	1FE	522,665	127.1430	635,714	500,000	517,288		(735)			5.950	5.603	AO	6,281	29,750	11/17/2010	10/15/2034
052769-AB-2	AUTODESK INC ADGK 3.6 12/15/22			2	2FE	1,019,490	103.3420	1,054,083	1,020,000	1,019,827		54			3.600	3.606	JD	1,632	36,720	05/28/2013	12/15/2022
053611-AG-4	AVERY DENNISON CORP AVY 3.35 04/15/23			2	2FE	697,065	101.8200	763,648	750,000	728,953		5,843			3.350	4.274	AO	5,304	25,125	12/10/2013	04/15/2023
05379B-AM-9	AVISTA CORP AVA 5.7 07/01/37			2	1FE	506,000	126.3780	631,888	500,000	504,858		(160)			5.700	5.612	JJ	14,250	28,500	11/16/2010	07/01/2037
053807-AR-4	AVNET INC AVT 4 7/8 12/01/22			2	2FE	748,410	105.9790	794,840	750,000	749,457		169			4.875	4.902	JD	3,047	36,563	11/20/2012	12/01/2022
057224-AK-3	BAKER HUGHES INC BHI 6 7/8 01/15/29			2	1FE	722,382	123.2350	739,408	600,000	674,971		(6,377)			6.875	5.130	JJ	19,021	41,250	12/13/2010	01/15/2029
059165-DX-5	BALTIMORE GAS & ELECTRIC EXC 2.06 05/15/33			2	1FE	483,950	120.2550	601,273	500,000	504,236		580			5.200	5.449	JD	1,156	26,000	12/01/2010	06/15/2033
06051G-HD-4	BANK OF AMERICA CORP BAC 3.419 12/20/28			2	1FE	787,853	104.8120	786,089	750,000	787,769		(83)			3.419	2.712	JD	784		12/20/2019	12/20/2028
07274N-BA-0	BAYER US FINANCE I I L LC BAYNFR 5 1/2 07/30/35			2	2FE	857,663	115.3240	954,885	828,000	856,023		(1,147)			5.500	5.181	JJ	19,102	45,540	07/12/2018	07/30/2035
075887-AG-2	BECTON DICKINSON BDX 6.7 08/01/28			2	2FE	595,145	122.6860	613,429	500,000	557,475		(5,238)			6.700	5.034	FA	13,958	33,500	05/05/2011	08/01/2028
075887-CE-7	BECTON DICKINSON BDX 6.7 12/01/26			2	2FE	558,747	119.5430	597,715	500,000	549,218		(5,826)			6.700	4.999	JD	2,792	33,500	05/01/2018	12/01/2026
084423-AS-1	BERKLEY (WR) CORPORATION WRB 4 5/8 03/15/22			2	2FE	498,100	105.4050	527,026	500,000	499,503		210			4.625	4.673	MS	6,809	23,125	03/13/2012	03/15/2022
099724-AJ-5	BORGWARNER INC BWA 3 3/8 03/15/25			2	2FE	747,315	104.3770	782,831	750,000	748,476		263			3.375	3.418	MS	7,453	25,313	06/02/2015	03/15/2025
124857-AM-5	CBS CORP VIAC 3.7 08/15/24			2	2FE	733,830	105.5020	791,263	750,000	741,120		1,718			3.700	3.983	FA	10,483	27,750	06/17/2015	08/15/2024
125523-AN-0	CIGNA CORP C1 4 02/15/22			2	2FE	495,570	103.0900	515,451	500,000	495,959		389			4.000	4.404	FA	4,444		10/11/2019	02/15/2022
125523-BN-9	CIGNA CORP C1 4 3/4 11/15/21			2	2FE	750,796	104.8390	750,743	750,000	750,743		(53)			4.750	4.694	MN	4,552	17,813	10/11/2019	11/15/2021
130789-AF-7	CALIFORNIA WATER SERVICE CWT 5 1/2 12/01/40			2	1FE	505,830	125.5880	627,938	500,000	504,904		(129)			5.500	5.420	JD	2,292	27,500	12/06/2010	12/01/2040

E10.1

ANNUAL STATEMENT FOR THE YEAR 2019 OF THE AMERICAN EQUITY INVESTMENT LIFE INSURANCE COMPANY
OF NEW YORK

SCHEDULE D - PART 1

Showing All Long-Term BONDS Owned December 31 of Current Year

1	2	Codes			6	7	Fair Value		10	11	Change in Book/Adjusted Carrying Value				Interest				Dates		
		3	4	5			8	9			12	13	14	15	16	17	18	19	20	21	22
CUSIP Identification	Description	C o d e	F o r e i g n	B o n d C h a r	NAIC Designation and Administrative Symbol	Actual Cost	Rate Used to Obtain Fair Value	Fair Value	Par Value	Book/ Adjusted Carrying Value	Unrealized Valuation Increase/ (Decrease)	Current Year's (Amortization) Accretion	Current Year's Other-Than-Temporary Impairment Recognized	Total Foreign Exchange Change in Book/ Adjusted Carrying Value	Rate of	Effective Rate of	When Paid	Admitted Amount Due and Accrued	Amount Received During Year	Acquired	Stated Contractual Maturity Date
142339-AF-7	CARLISLE COS INC CSL 3 3/4 11/15/22	2			2FE	747,653		103,1840	750,000	749,232		249			3.750	3.788	MN	3,594	28,125	11/15/2012	11/15/2022
144141-CU-0	DUKE ENERGY PROGRESS INC DUK 6 1/8 09/15/33				1FE	277,654		126,1130	263,000	273,939		(516)			6.125	5.684	MS	4,743	16,109	01/06/2011	09/15/2033
144285-AJ-2	CARPENTER TECHNOLOGY CRS 5.2 07/15/21	2			2FE	384,888		102,8150	400,000	397,013		1,807			5.200	5.714	JJ	9,591	20,800	11/21/2011	07/15/2021
149123-BN-0	CATERPILLAR INC CAT 6.05 08/15/36				1FE	572,095		136,2670	500,000	556,271		(2,122)			6.050	5.042	FA	11,428	30,250	12/06/2010	08/15/2036
17252M-AG-5	CINTAS CORPORATION NO. 2 CTAS 6.15 08/15/36				1FE	470,068		133,0640	408,000	456,382		(1,817)			6.150	5.085	FA	9,479	25,092	10/25/2010	08/15/2036
172967-KU-4	CITIGROUP INC C 4 1/8 07/25/28				2FE	544,185		108,5850	500,000	544,099		(86)			4.125	2.952	JJ	8,938		12/20/2019	07/25/2028
185508-AE-8	CLECO POWER LLC ONL 6 1/2 12/01/35				2FE	300,330		125,4610	300,000	300,295		(10)			6.500	6.490	JD	1,625	19,500	03/17/2011	12/01/2035
20030N-AF-8	COMCAST CORP CMCSA 5.65 06/15/35				1FE	500,315		131,3660	500,000	500,257		(10)			5.650	5.645	JD	1,256	28,250	06/23/2011	06/15/2035
20030N-AY-7	COMCAST CORP CMCSA 6.55 07/01/39				1FE	515,375		142,9230	500,000	512,845		(328)			6.550	6.319	JJ	16,375	32,750	07/23/2009	07/01/2039
205887-AR-3	CONAGRA BRANDS INC CAG 7 10/01/28				2FE	553,590		123,7980	500,000	533,263		(2,818)			7.000	6.011	AO	8,750	35,000	11/29/2010	10/01/2028
209111-ED-1	CONSOLIDATED EDISON CO O ED 5.1 06/15/33				1FE	500,970		118,3400	500,000	500,725		(37)			5.100	5.085	JD	1,133	25,500	10/20/2010	06/15/2033
209111-EH-2	CONSOLIDATED EDISON CO O ED 5.3 03/01/35				1FE	506,385		122,7990	500,000	504,941		(210)			5.300	5.205	MS	8,833	26,500	07/06/2011	03/01/2035
219350-AR-6	CORNING INC GLW 7 1/4 08/15/36	2			2FE	570,230		119,8390	500,000	537,690		(4,541)			7.250	5.860	FA	13,694	36,250	01/31/2011	08/15/2036
219350-AX-3	CORNING INC GLW 4.7 03/15/37	2			2FE	250,825		110,2610	250,000	250,667		(26)			4.700	4.677	MS	3,460	11,750	03/06/2012	03/15/2037
224044-BW-6	COX COMMUNICATIONS INC COXET 3 1/4 12/15/22				2FE	761,535		102,8030	750,000	753,827		(1,219)			3.250	3.068	JD	1,083	24,375	01/22/2013	12/15/2022
224399-AP-0	CRANE CO CR 6.55 11/15/36				2FE	512,765		122,2050	465,000	503,151		(1,308)			6.550	5.782	MN	3,892	30,458	10/12/2010	11/15/2036
232820-AJ-9	CYTEC INDUSTRIES INC SOLBBB 3 1/2 04/01/23	2			2FE	435,238		101,1180	425,000	428,547		(1,105)			3.500	3.207	AO	3,719	14,875	05/09/2013	04/01/2023
24710X-AF-5	DELMARVA PWR & LIGHT CO EXC 7.72 02/01/27				2FE	581,820		127,2060	500,000	545,723		(5,025)			7.720	6.110	FA	16,083	38,600	12/07/2010	02/01/2027
254687-EK-8	DISNEY (WALT) COMPANY DIS 6 3/4 01/09/38				1FE	542,002		149,4560	500,000	541,915		(87)			6.750	5.983	JJ	16,125		11/27/2019	01/09/2038
260543-BJ-1	DOW CHEMICAL CO/THE DOW 7 3/8 11/01/29				2FE	1,045,161		131,7850	900,000	983,219		(6,023)			7.375	6.110	MN	11,063	66,375	09/13/2004	11/01/2029
26078J-AE-0	DOWDUPONT INC DD 5.319 11/15/38	2			2FE	1,165,620		118,9650	1,000,000	1,163,049		(2,571)			5.319	4.052	MN	6,797	26,595	07/18/2019	11/15/2038
263901-AA-8	DUKE ENERGY INDIANA INC DUK 6.35 08/15/38				1FE	588,340		140,6610	500,000	571,499		(2,248)			6.350	5.147	FA	11,994	31,750	10/28/2010	08/15/2038
26439R-AK-2	SPECTRA ENERGY CAPITAL SE 6 3/4 02/15/32				2FE	535,190		122,3010	500,000	525,370		(1,376)			6.750	6.150	FA	12,750	33,750	12/09/2010	02/15/2032
26442C-AE-4	DUKE ENERGY CAROLINAS DUK 6.05 04/15/38				1FE	560,040		137,4010	500,000	548,520		(1,556)			6.050	5.220	AO	6,386	30,250	12/06/2010	04/15/2038
26884T-AD-4	ERAC USA FINANCE LLC ENTERP 4 1/2 08/16/21				2FE	926,046		103,6910	900,000	905,109		(2,981)			4.500	4.135	FA	15,188	40,500	11/18/2011	08/16/2021
277432-AD-2	EASTMAN CHEMICAL CO EMM 7.6 02/01/27				2FE	467,524		125,5270	400,000	437,622		(4,162)			7.600	5.953	FA	12,667	30,400	01/03/2011	02/01/2027
277432-AN-0	EASTMAN CHEMICAL CO EMM 3.6 08/15/22	2			2FE	627,906		103,4920	600,000	608,117		(3,246)			3.600	3.006	FA	8,160	21,600	05/13/2013	08/15/2022
278058-AY-8	EATON CORP ETN 5.45 10/15/34				2FE	867,615		116,7920	750,000	841,384		(4,336)			5.450	4.326	AO	8,629	40,875	02/25/2013	10/15/2034
278865-AL-4	ECOLAB INC ECL 4.35 12/08/21				1FE	449,090		104,6320	408,000	418,283		(5,085)			4.350	3.000	JD	1,134	17,748	05/31/2013	12/08/2021
283677-AW-2	EL PASO ELECTRIC CO EE 6 05/15/35				2FE	526,883		122,5660	450,000	511,242		(2,657)			6.000	4.743	MN	3,450	27,000	04/10/2013	05/15/2035
29364W-AR-9	ENTERGY LOUISIANA LLC ETR 3.2 12/01/22	2			1FE	920,250		102,7390	900,000	906,438		(2,275)			3.300	3.020	JD	2,475	29,700	05/22/2013	12/01/2022
30161M-AG-8	EXELON GENERATION CO LLC EXC 6 1/4 10/01/39				2FE	479,588		120,9250	446,000	474,030		(752)			6.250	5.715	AO	6,969	27,875	10/05/2010	10/01/2039
30212P-AP-0	EXPEDIA INC EXPE 3.8 02/15/28				2FE	508,815		102,0100	500,000	508,798		(17)			3.800	3.542	FA	7,178		12/20/2019	02/15/2028
302491-AR-6	FMC CORP FMC 3.95 02/01/22	2			2FE	746,805		103,0420	750,000	749,257		336			3.950	4.000	FA	12,344	29,625	11/25/2011	02/01/2022
30251B-AB-4	FMR LLC FIDINV 6.45 11/15/39				1FE	494,540		140,3050	500,000	495,418		110			6.450	6.533	MN	4,121	32,250	11/04/2009	11/15/2039
337358-BH-7	WACHOVIA CORPORATION WFC 7.574 08/01/26				1FE	1,232,450		125,0800	1,000,000	1,106,820		(13,086)			7.574	5.611	FA	31,558	75,740	12/28/2004	08/01/2026
340711-AV-2	FLORIDA GAS TRANSMISSION CTROR 3 7/8 07/15/22				2FE	659,763		103,0350	640,000	645,366		(2,203)			3.875	3.492	JJ	11,436	24,800	09/12/2012	07/15/2022
341099-CB-3	DUKE ENERGY FLORIDA LLC DUK 5.9 03/01/33				1FE	551,580		128,0590	500,000	537,071		(1,933)			5.900	5.119	MS	9,833	29,500	10/26/2010	03/01/2033
34354F-AC-9	FLOWSERVE CORPORATION FLS 3 1/2 09/15/22	2			2FE	704,321		101,1100	737,000	725,660		3,887			3.500	4.107	MS	7,595	25,795	12/05/2013	09/15/2022
370334-BJ-2	GENERAL MILLS INC GIS 5.4 06/15/40				2FE	305,343		122,9710	300,000	304,471		(119)			5.400	5.280	JD	720	16,200	11/10/2010	06/15/2040
375558-AQ-6	GILEAD SCIENCES INC GILD 4 1/2 04/01/21	2			1FE	1,026,525		102,4990	1,000,000	1,003,476		(3,285)			4.500	4.147	AO	11,250	45,000	11/22/2011	04/01/2021
377372-AJ-6	GLAXOSMITHKLINE CAP INC GSK 4.2 03/18/43				1FE	1,013,440		116,1850	1,000,000	1,012,034		(305)			4.200	4.119	MS	12,017	42,000	10/31/2014	03/18/2043
38141G-WZ-3	GOLDMAN SACHS GROUP INC GS 4.223 05/01/29	2			1FE	828,443		109,9340	750,000	828,281		(162)			4.223	2.809	MN	5,279		12/20/2019	05/01/2029
39121J-AE-0	GREAT RIVER ENERGY GRRIVE 6.254 07/01/38	4			1FE	242,439		117,0120	243,046	242,718		12			6.254	6.279	JD	7,600	15,200	12/07/2009	07/01/2038
39121J-AH-3	GREAT RIVER ENERGY GRRIVE 4.478 07/01/30				1FE	360,731		104,1990	367,788	367,788		942			4.478	4.904	JJ	8,531	17,061	12/15/2010	07/01/2030
427866-AU-2	HERSHEY COMPANY HSY 3.2 08/21/25	2			1FE	997,030		104,7820	1,000,000	998,209		285			3.200	3.235	FA	11,556	32,000	08/18/2015	08/21/2025

ANNUAL STATEMENT FOR THE YEAR 2019 OF THE AMERICAN EQUITY INVESTMENT LIFE INSURANCE COMPANY
OF NEW YORK

SCHEDULE D - PART 1

Showing All Long-Term BONDS Owned December 31 of Current Year

1	2	Codes			6	7	Fair Value		10	11	Change in Book/Adjusted Carrying Value				Interest				Dates		
		3	4	5			8	9			12	13	14	15	16	17	18	19	20	21	22
CUSIP Identification	Description	C o d e	F o r e i g n	B o n d C h a r	NAIC Designation and Administrative Symbol	Actual Cost	Rate Used to Obtain Fair Value	Fair Value	Par Value	Book/ Adjusted Carrying Value	Unrealized Valuation Increase/ (Decrease)	Current Year's (Amortization) Accretion	Current Year's Other-Than-Temporary Impairment Recognized	Total Foreign Exchange Change in Book/ Adjusted Carrying Value	Rate of	Effective Rate of	When Paid	Admitted Amount Due and Accrued	Amount Received During Year	Acquired	Stated Contractual Maturity Date
428236-BM-4	HP INC HPQ 4.3 06/01/21				2FE	1,016,750	102.8810	1,028,813	1,000,000	1,002,946		(1,981)			4.300	4.084	JD	3,583	43,000	12/22/2011	06/01/2021
437076-BD-3	HOME DEPOT INC HD 4 7/8 02/15/44				1FE	1,135,880	126.8050	1,268,046	1,000,000	1,121,594		(3,020)			4.875	4.069	FA	18,417	48,750	10/31/2014	02/15/2044
451678-AF-1	IDEX CORP IEX 4.2 12/15/21				2FE	507,990	103.0390	515,195	500,000	501,656		(906)			4.200	4.000	JD	933	21,000	12/22/2011	12/15/2021
458140-BH-2	INTEL CORP INTC 2.45 11/15/29				1FE	749,078	99.5000	746,250	750,000	749,079		.2			2.450	2.464	MN	2,042		12/20/2019	11/15/2029
459200-BB-6	IBM CORP IBM 5 7/8 11/29/32				1FE	557,930	132.0970	660,486	500,000	541,248		(2,229)			5.875	5.000	MN	2,611	29,375	12/03/2010	11/29/2032
46051M-AC-6	INTERNATIONAL TRANSMISSI ITC 6 1/8 03/31/36				1FE	668,460	129.5790	777,472	600,000	653,331		(2,029)			6.125	5.302	MS	9,290	36,750	10/28/2010	03/31/2036
46625H-HF-0	JPMORGAN CHASE & CO JPM 6.4 05/15/38				1FE	506,280	144.3730	721,863	500,000	505,180		(147)			6.400	6.304	MN	4,089	32,000	07/23/2009	05/15/2038
48125X-RL-2	JPMORGAN CHASE & CO JPM 5.15 05/26/26				2FE	1,000,000	102.8690	1,028,688	1,000,000	1,001,128		(758)			5.150	5.066	MN	5,007	51,500	05/26/2011	05/26/2026
487312-AA-8	KEENAN FT DETRICK ENERGY KEENAN 6.093 05/15/33				1FE	53,419	118.7230	65,047	54,789	53,902		53			6.093	6.372	MN	427	13,378	07/27/2009	05/15/2033
49337W-AH-3	KEYSPAN CORP NGGLN 5 7/8 04/01/33				2FE	490,325	116.9080	584,538	500,000	492,997		337			5.875	6.030	AO	7,344	29,375	10/01/2009	04/01/2033
494550-BE-5	KINDER MORGAN ENER PART KMI 5.3 09/15/20				2FE	431,792	102.2130	408,853	400,000	403,042		(4,169)			5.300	4.193	MS	6,242	21,200	01/20/2012	09/15/2020
494550-BJ-4	KINDER MORGAN ENER PART KMI 6.8 03/01/22				2FE	605,436	104.0340	624,204	600,000	601,354		(587)			4.150	4.040	MS	8,300	24,900	12/09/2011	03/01/2022
500255-AN-4	KOHL'S CORPORATION KSS 6 01/15/33				2FE	548,870	108.6150	543,076	500,000	535,086		(1,836)			6.000	5.250	JJ	13,833	30,000	09/29/2010	01/15/2033
50540R-AL-6	LABORATORY CORP OF AMER HLDGS LH 3 3/4 08/23/22				2FE	1,019,680	103.7160	1,037,157	1,000,000	1,005,502		(2,150)			3.750	3.510	FA	13,333	37,500	08/22/2012	08/23/2022
546676-AU-1	LOUISVILLE GAS & ELEC PPL 5 1/8 11/15/40				1FE	495,352	123.4570	617,285	500,000	496,104		102			5.125	5.187	MN	3,274	25,625	07/06/2011	11/15/2040
548661-CL-9	LOWE'S COMPANIES INC LOW 5.8 10/15/36				2FE	543,065	123.4890	617,443	500,000	533,788		(1,237)			5.800	5.192	AO	6,122	29,000	10/26/2010	10/15/2036
549271-AF-1	LUBRIZOL CORP BRK 6 1/2 10/01/34				1FE	536,645	139.5760	697,882	500,000	528,114		(1,168)			6.500	5.923	AO	8,125	32,500	10/18/2010	10/01/2034
565849-AB-2	MARATHON OIL CORP MRO 6.8 03/15/32				2FE	675,290	126.8720	748,545	590,000	551,223		(3,416)			6.800	5.614	MS	5,614	40,120	05/04/2011	03/15/2032
56585A-AD-4	MARATHON PETROLEUM CORP MPC 5 1/8 03/01/21				2FE	770,723	103.4100	775,576	750,000	753,144		(2,564)			5.125	4.751	MS	12,813	38,438	11/30/2011	03/01/2021
571748-BH-4	MARSH & MCLENNAN COS INC MMC 4 3/4 03/15/39				2FE	827,777	121.4050	868,047	715,000	826,005		(1,771)			4.750	3.602	MS	10,000	22,442	07/18/2019	03/15/2039
573284-AJ-5	MARTIN MARIETTA MATERIAL MLM 6 1/4 05/01/37				2FE	500,965	120.1070	600,534	500,000	500,789		(25)			6.250	6.235	MN	5,208	31,250	10/29/2010	05/01/2037
58013M-EK-6	MCDONALD'S CORP MCD 4 7/8 07/15/40				2FE	150,920	118.3540	182,265	154,000	151,449		70			4.875	5.005	JJ	3,462	7,508	12/02/2010	07/15/2040
589331-AM-9	MERCK SHARP & DOHME CORP MRK 5 3/4 11/15/36				1FE	554,145	131.1270	655,635	500,000	542,397		(1,571)			5.750	5.000	MN	3,674	28,750	12/02/2010	11/15/2036
59156R-AM-0	METLIFE INC MET 5.7 06/15/35				1FE	1,028,340	134.2840	1,342,844	1,000,000	1,020,539		(826)			5.700	5.501	JD	2,533	57,000	06/08/2011	06/15/2035
595620-AE-5	MIDAMERICAN ENERGY CO BRKHEC 5 3/4 11/01/35				1FE	498,411	131.5110	594,430	452,000	487,542		(1,441)			5.750	5.024	MN	4,332	25,990	11/02/2010	11/01/2035
61980A-AC-7	MOTIVA ENTERPRISES LLC MIVD 5 3/4 01/15/20				2FE	148,708	100.1120	149,167	149,000	148,999		37			5.750	5.776	JJ	3,951	8,568	01/06/2010	01/15/2020
629568-AV-8	NABORS INDUSTRIES INC NBR 5 09/15/20				3FE	113,021	100.2500	116,290	116,000	115,726		373			5.000	5.347	MS	1,708	5,800	03/01/2011	09/15/2020
629568-AX-4	NABORS INDUSTRIES INC NBR 4 5/8 09/15/21				3FE	500,930	99.5000	497,500	500,000	500,201		(111)			4.625	4.600	MS	6,809	23,125	02/17/2012	09/15/2021
649840-CM-5	NY STATE ELECTRIC & GAS AGR 5 3/4 05/01/23				1FE	792,825	107.9040	809,278	750,000	764,604		(3,925)			5.750	5.107	MN	7,188	43,125	05/03/2011	05/01/2023
651639-AN-6	NEWMONT MINING CORP NEM 3 1/2 03/15/22				2FE	897,327	102.6580	923,921	900,000	899,262		316			3.500	3.539	MS	9,275	31,500	05/08/2013	03/15/2022
65486A-AB-9	NLV FINANCIAL CORP 144A				2FE	1,978,640	122.1760	2,443,514	2,000,000	1,984,403		583			6.500	6.582	MS	38,278	130,000	03/29/2005	03/15/2035
655664-AT-7	NORDSTROM INC JNIN 4 3/8 04/01/30				2FE	998,880	101.9340	1,019,344	1,000,000	998,880					4.375	4.389	AO	6,684		11/04/2019	04/01/2030
655844-AX-6	NORFOLK SOUTHERN CORP NSC 5.64 05/17/29				2FE	532,820	121.7860	608,931	500,000	520,417		(1,663)			5.640	5.087	MN	3,447	28,200	12/01/2010	05/17/2029
66989H-AH-1	NOVARTIS CAPITAL CORP NOVNX 4.4 05/06/44				1FE	1,080,000	121.5740	1,215,740	1,000,000	1,071,752		(1,732)			4.400	3.939	MN	6,722	44,000	10/31/2014	05/06/2044
670346-AH-8	NUCOR CORP NUE 6.4 12/01/37				1FE	568,540	135.3150	676,574	500,000	555,357		(1,793)			6.400	5.426	JD	2,667	32,000	12/13/2010	12/01/2037
67066G-AE-4	NVIDIA CORP NVDA 3.2 09/16/26				2FE	787,215	104.6220	784,667	750,000	787,098		(117)			3.200	2.369	MS	7,000		12/19/2019	09/16/2026
68389X-BE-4	ORACLE CORP ORCL 3.9 05/15/35				2FE	1,078,390	111.3560	1,113,557	1,000,000	1,074,709		(1,681)			3.900	3.262	MN	4,983	19,500	07/18/2019	05/15/2035
693304-AJ-6	PECO ENERGY CO EXC 5.7 03/15/37				1FE	547,990	128.7400	643,700	500,000	537,787		(1,355)			5.700	5.038	MS	8,392	28,500	10/22/2010	03/15/2037
694476-AC-6	PACIFIC LIFE CORP PACLIF 6 02/10/20				1FE	192,424	100.2990	180,538	180,000	180,190		(1,726)			6.000	5.000	FA	4,230	10,800	07/07/2011	02/10/2020
695114-CB-2	PACIFICORP BRKHEC 6.1 08/01/36				1FE	540,705	134.4990	672,493	500,000	532,192		(1,165)			6.100	5.503	FA	12,708	30,500	12/14/2010	08/01/2036
705322-AJ-4	PEDERNALES ELECTRIC COOP PEDELC 5.952 11/15/22				4FE	105,500	110.6270	110,627	100,000	101,643		(426)			5.952	5.028	MN	761	5,952	06/15/2011	11/15/2022
705322-AK-1	PEDERNALES ELECTRIC COOP PEDELC 6.202 11/15/32				4FE	278,513	120.0520	336,146	280,000	279,090		76			6.202	6.209	MN	2,219	17,366	12/08/2009	11/15/2032
718546-AC-8	PHILLIPS 66 PSX 4.3 04/01/22				1FE	879,864	104.9100	839,280	800,000	822,367		(9,473)			4.300	3.005	AO	8,600	34,400	05/23/2013	04/01/2022
720186-AE-5	PIEDMONT NATURAL GAS CO DJK 6 12/19/33				1FE	519,400	126.9100	621,859	490,000	511,943		(1,019)			6.000	5.536	JJ	14,700	29,400	12/09/2010	12/19/2033
72650R-BB-7	PLAINS ALL AMER PIPELINE PAA 2.85 01/31/23				2FE	979,530	101.1250	1,011,254	1,000,000	992,934		2,152			2.850	3.875	JJ	11,875	28,500	03/22/2013	01/31/2023
731020-AA-4	POLAR TANKERS INC COP 5.951 05/10/37				1FE	545,940	125.1680	625,841	500,000	530,359		(2,072)			5.951	5.204	MN	4,215	29,755	10/22/2010	05/10/2037

E10.3

ANNUAL STATEMENT FOR THE YEAR 2019 OF THE AMERICAN EQUITY INVESTMENT LIFE INSURANCE COMPANY
OF NEW YORK

SCHEDULE D - PART 1

Showing All Long-Term BONDS Owned December 31 of Current Year

1	2	Codes			6	7	Fair Value		10	11	Change in Book/Adjusted Carrying Value				Interest			Dates			
		3	4	5			8	9			12	13	14	15	16	17	18	19	20	21	22
CUSIP Identification	Description	C o d e	F o r e i g n	B o n d C h a r	NAIC Designation and Administrative Symbol	Actual Cost	Rate Used to Obtain Fair Value	Fair Value	Par Value	Book/ Adjusted Carrying Value	Unrealized Valuation Increase/ (Decrease)	Current Year's (Amortization) Accretion	Current Year's Other-Than-Temporary Impairment Recognized	Total Foreign Exchange Change in Book/ Adjusted Carrying Value	Rate of	Effective Rate of	When Paid	Admitted Amount Due and Accrued	Amount Received During Year	Acquired	Stated Contractual Maturity Date
745332-BU-9	PUGET SOUND ENERGY INC PSD 5.483 06/01/35				1FE	253,308	123.0960	307,741	250,000	282,571		(105)			5.483	5.384	JD	1,142	13,708	05/04/2011	06/01/2035
745332-BX-3	PUGET SOUND ENERGY INC PSD 6.274 03/15/37				1FE	566,110	135.1900	675,950	500,000	552,492		(1,827)			6.274	5.334	MS	9,237	31,370	10/21/2010	03/15/2037
74834L-AN-0	QUEST DIAGNOSTICS INC DGX 6.95 07/01/37				2FE	532,875	129.4610	647,306	500,000	527,075		(819)			6.950	6.430	JJ	17,375	34,750	12/07/2010	07/01/2037
78409V-AP-9	S&P GLOBAL INC SPGI 2 1/2 12/01/29	2			1FE	755,288	100.2730	752,051	750,000	755,277		(10)			2.500	2.418	JD	1,823		12/19/2019	12/01/2029
816300-AD-9	SELECTIVE INSURANCE GRP SIGI 7 1/4 11/15/34				2FE	997,588	128.1710	1,281,705	1,000,000	998,234		64			7.250	7.270	MM	9,264	72,500	05/02/2005	11/15/2034
824348-BB-1	SHERWIN-WILLIAMS CO SHW 4.2 01/15/22	2			2FE	785,172	103.7170	777,878	750,000	765,598		(8,350)			4.200	2.999	JJ	14,525	31,500	08/09/2017	01/15/2022
835495-AK-8	SONOCO PRODUCTS CO SON 4 3/8 11/01/21	2			2FE	901,154	102.5020	896,896	875,000	880,027		(2,990)			4.375	4.000	MM	6,380	38,281	11/17/2011	11/01/2021
842400-EV-1	SOUTHERN CAL EDISON EIX 5 3/4 04/01/35				1FE	551,465	121.6570	608,284	500,000	538,903		(1,666)			5.750	5.014	AO	7,188	28,750	10/27/2010	04/01/2035
845743-BL-6	SOUTHWESTERN PUBLIC SERV XEL 6 10/01/36				2FE	517,665	125.1130	599,291	479,000	509,490		(1,096)			6.000	5.417	AO	7,185	28,740	10/12/2010	08/01/2036
86787E-AN-7	SUNTRUST BANK TFC 2 3/4 05/01/23	2			1FE	782,928	101.4990	811,989	800,000	793,701		1,772			2.750	3.000	MM	3,667	22,000	05/22/2013	05/01/2023
869049-AE-6	SUSA PARTNERSHIP LP GE 7 1/2 12/01/27				2FE	192,544	122.3110	217,714	178,000	185,365		(682)			7.500	6.815	JD	1,113	13,350	10/23/2002	12/01/2027
871829-AF-4	SYSCO CORPORATION SYY 6 1/2 02/01/28				2FE	581,570	124.7870	623,937	500,000	548,822		(4,439)			6.500	5.082	FA	13,542	32,500	01/24/2011	08/01/2028
872330-AA-6	TC PIPELINES LP TOP 4.65 06/15/21	2			2FE	1,048,480	102.8960	1,028,958	1,000,000	1,007,383		(5,817)			4.650	4.021	JD	2,067	46,500	11/17/2011	06/15/2021
88732J-AU-2	TIME WARNER CABLE LLC TWC 6 3/4 06/15/39				2FE	505,980	126.3590	631,795	500,000	505,031		(124)			6.750	6.657	JD	1,500	33,750	07/23/2009	06/15/2039
889175-BD-6	TOLEDO EDISON COMPANY FE 6.15 05/15/37				1FE	512,100	135.2520	676,258	500,000	509,812		(315)			6.150	5.967	MM	3,929	30,750	11/15/2010	05/15/2037
89233P-7J-9	TOYOTA MOTOR CREDIT CORP TOYOTA 3 02/04/33	2			1FE	744,375	100.0350	750,259	750,000	745,948		248			3.000	3.050	FA	9,188	22,500	01/24/2013	02/04/2033
907818-CS-5	UNION PACIFIC CORP UNP 5 3/8 06/01/33				1FE	924,656	123.4890	1,111,405	900,000	917,919		(910)			5.375	5.167	JD	4,031	48,375	05/03/2011	06/01/2033
91159H-HR-4	US BANCORP USB 3.15 04/27/27	2			1FE	788,745	104.7030	785,275	750,000	788,650		(95)			3.150	2.371	AO	4,200		12/20/2019	04/27/2027
913017-BK-4	UNITED TECHNOLOGIES CORP UTX 6.05 06/01/36				2FE	574,975	134.7780	673,891	500,000	558,084		(2,239)			6.050	5.004	JD	2,521	30,250	10/27/2010	06/01/2036
91324P-BN-1	UNITEDHEALTH GROUP INC UNH 5.7 10/15/40	2			1FE	941,002	132.9070	1,116,421	840,000	927,503		(2,480)			5.700	4.885	AO	10,108	47,880	11/01/2013	10/15/2040
91412N-AF-7	UNIVERSITY OF CHICAGO UNICHI 5.42 10/01/30	4			1FE	501,635	119.0360	595,180	500,000	501,012		(85)			5.420	5.391	AO	6,775	27,100	02/01/2011	10/01/2030
92343V-EK-6	VERIZON COMMUNICATIONS VZ 6.8 05/01/29				2FE	830,188	124.3450	769,696	619,000	802,873		(16,743)			6.800	3.109	MM	7,015	42,092	05/08/2018	05/01/2029
92553P-AJ-1	VIACOM INC VIAC 3 7/8 12/15/21				2FE	741,173	103.4530	775,894	750,000	747,989		970			3.875	4.019	JD	1,292	29,063	12/09/2011	12/15/2021
931142-CY-7	WAL-MART STORES INC WMT 5 10/25/40				1FE	487,700	130.3170	651,587	500,000	489,739		270			5.000	5.162	AO	4,583	25,000	12/01/2010	10/25/2040
976656-BW-7	WISC ELEC POWER WEC 5 5/8 05/15/33				1FE	585,397	127.8300	722,241	565,000	579,923		(748)			5.625	5.346	MM	4,061	31,781	12/21/2010	05/15/2033
98419M-AB-6	XYLEM INC XYL 4 7/8 10/01/21				2FE	796,095	104.7660	785,748	750,000	761,587		(6,278)			4.875	3.952	AO	9,141	36,563	12/04/2013	10/01/2021
013716-AU-9	RIO TINTO ALCAN INC RIOALN 6 1/8 12/15/33	A			1FE	558,615	135.4650	677,326	500,000	543,211		(2,058)			6.125	5.244	JD	1,361	30,625	10/19/2010	12/15/2033
136375-BN-1	CANADIAN NATL RAILWAY CNRNC 6.2 06/01/36	A			1FE	568,665	138.2670	691,333	500,000	553,585		(2,023)			6.200	5.220	JD	2,583	31,000	11/18/2010	06/01/2036
15135U-AG-4	CENOVUS ENERGY INC CVECN 3 08/15/22	A			2FE	749,993	101.2260	759,196	750,000	750,000					3.000	3.000	FA	8,500	22,500	01/29/2013	08/15/2022
655422-AV-5	GLENORE CANADA CORP GLENLN 6.3 06/15/35	A			2FE	428,474	113.3780	475,053	419,000	426,433		(285)			6.200	6.022	JD	1,155	25,978	10/21/2010	06/15/2035
67077M-AJ-7	POTASH CORP-SASKATCHEWAN NTRCN 3.15 10/01/22	A			2FE	750,800	102.0700	765,524	750,000	750,497		(180)			3.150	3.123	AO	5,906	23,625	04/10/2018	10/01/2022
725906-AN-1	PLACER DOME INC ABXCN 6.45 10/15/35	A			2FE	571,025	128.1980	640,991	500,000	554,962		(2,161)			6.450	5.406	AO	6,808	32,250	10/29/2010	10/15/2035
867229-AC-0	SUNCOR ENERGY INC SUCN 7.15 02/01/32	A			1FE	689,490	139.7740	826,064	591,000	686,924		(3,911)			7.150	5.776	FA	17,607	42,257	11/09/2010	02/01/2032
87425E-AH-6	REPSOL OIL & GAS CANADA REPSM 5 3/4 05/15/35	A			2FE	517,125	104.6600	523,302	500,000	513,171		(534)			5.750	5.494	MM	3,674	28,750	10/12/2010	05/15/2035
878742-AE-5	TECK RESOURCES LIMITED TCKBN 6 1/8 10/01/35	A			2FE	786,795	116.6090	874,569	750,000	779,120		(1,113)			6.125	5.740	AO	11,484	45,938	06/14/2011	10/01/2035
98417E-AK-6	GLENORE FINANCE CANADA GLENLN 4.95 11/15/21	A			2FE	1,042,200	104.1330	1,041,328	1,000,000	1,009,489		(4,762)			4.950	4.416	MM	6,325	49,500	01/05/2012	11/15/2021
02364W-BD-6	AMERICA MOVIL SAB DE CV AMXLM 3 1/8 07/16/22	D			1FE	696,398	102.0230	765,175	750,000	732,168		6,526			3.125	4.120	JJ	10,742	23,438	12/05/2013	07/16/2022
04363U-AB-2	ASCIANO FINANCE LTD PNHU 4 5/8 09/23/20	D			2FE	255,235	101.4400	253,600	250,000	250,552		(733)			4.625	4.313	MS	3,148	11,563	09/17/2012	09/23/2020
046353-AD-0	ASTRAZENECA PLC AZN 6.45 09/15/25	D			2FE	600,430	140.1900	700,948	500,000	580,006		(2,739)			6.450	5.070	MS	9,496	32,250	12/01/2010	09/15/2037
055300-AK-6	BAT INTL FINANCE PLC BATSLN 3.95 06/15/25	D			2FE	1,005,840	105.2850	1,052,852	1,000,000	1,003,463		(560)			3.950	3.879	JD	1,756	39,500	06/11/2015	06/15/2025
055450-AH-3	BHP BILLITON FINANCE BHP 6.42 03/01/26	D			1FE	279,863	120.6890	301,723	250,000	265,007		(2,012)			6.420	5.267	MS	5,350	16,500	12/16/2010	03/01/2026
81013T-AC-5	IBERDROLA INTL BV IBESI 5.81 03/15/25	D			2FE	516,025	114.8750	574,375	500,000	507,449		(1,207)			5.810	5.477	MS	8,554	29,050	04/14/2011	03/15/2025
822582-AD-4	SHELL INTERNATIONAL FIN ROSALN 6 3/8 12/15/38	D			1FE	586,880	146.0940	730,469	500,000	570,808		(2,155)			6.375	5.192	JD	1,417	31,875	11/16/2010	12/15/2038
83238P-AD-6	SMITHS GROUP PLC SMHNLN 3 5/8 10/12/22	D			2FE	745,373	101.7810	763,361	750,000	748,468		514			3.625	3.703	AO	5,966	27,188	05/15/2013	10/12/2022
85771P-AK-8	STATOIL ASA EQNR 2.65 01/15/24	D			1FE	482,870	102.3450	511,726	500,000	482,848		1,641			2.650	3.029	JJ	6,110	13,250	05/28/2013	01/15/2024
87938W-AM-5	TELEFONICA EMISIONES SAU TELEFO 5.134 04/27/20	D			2FE	486,555	100.9430	504,713	500,000	499,417		1,755			5.134	5.506	AO	4,564	25,670	01/04/2011	04/27/2020

E104

ANNUAL STATEMENT FOR THE YEAR 2019 OF THE AMERICAN EQUITY INVESTMENT LIFE INSURANCE COMPANY
OF NEW YORK

SCHEDULE D - PART 1

Showing All Long-Term BONDS Owned December 31 of Current Year

1	2	Codes			6	7	Fair Value		10	11	Change in Book/Adjusted Carrying Value				Interest				Dates			
		3	4	5			8	9			12	13	14	15	16	17	18	19	20	21	22	
CUSIP Identification	Description	C o d e	F o r e i g n	B o n d C h a r	NAIC Designation and Administrative Symbol	Actual Cost	Rate Used to Obtain Fair Value	Fair Value	Par Value	Book/ Adjusted Carrying Value	Unrealized Valuation Increase/ (Decrease)	Current Year's (Amortization) Accretion	Current Year's Other-Than-Temporary Impairment Recognized	Total Foreign Exchange Change in Book/ Adjusted Carrying Value	Rate of	Effective Rate of	When Paid	Admitted Amount Due and Accrued	Amount Received During Year	Acquired	Stated Contractual Maturity Date	
88165F-AG-7	TEVA PHARMACEUT FIN BV TEVA 2.95 12/18/22	D			3FE	989,140	95.5000	955,000	1,000,000	996,289		1,178			2.950	3.082	JD	1,065	29,500	05/23/2013	12/18/2022	
902133-AK-3	TYCO ELECTRONICS GROUP S TEL 4 7/8 01/15/21	D			1FE	799,058	102.7650	770,736	750,000	756,611		(6,114)			4.875	4.000	JJ	16,859	36,563	01/20/2012	01/15/2021	
91889D-AC-0	VALARIS PLC VAL 8 01/31/24	D	2		4FE	257,730	63.0000	228,690	363,000	257,730		(2,523)	116,785		8.000	7.044	JJ	12,181	29,040	03/21/2017	01/31/2024	
3299999. Subtotal - Bonds - Industrial and Miscellaneous (Unaffiliated) - Issuer Obligations						109,835,569	XXX	120,335,848	104,758,835	108,492,119		(219,461)	116,785		XXX	XXX	XXX		1,272,957	4,849,439	XXX	XXX
02147L-AM-5	COUNTRYWIDE ALTERNATIVE LN TR CWALT 2006-22R 2A2		4		1FM	171,660	69.1330	193,985	280,597	149,968		(4,405)			6.250	6.397	MON	1,461	17,546	09/15/2006	05/25/2036	
059475-AB-9	BANC OF AMERICA ALT LN TR BOAA 2007-2 1A2		2		1FM	158,001	87.0720	176,848	203,107	145,128		930			5.500	6.164	MON	931	11,167	06/18/2007	06/25/2037	
05950N-BH-0	BANC OF AMERICA FUNDING CORP BAFC 2006-5 3A4		2		2FM	435,982	97.5420	426,799	437,555	435,924		(1)			5.750	5.816	MON	2,097	25,159	11/14/2006	09/25/2036	
059529-AJ-6	BANC OF AMERICA FUNDING CORP BAFC 2007-7 3A2		2		1FM	409,468	85.9010	455,089	529,781	363,508		2,065			4.988	6.868	MON	2,202	27,647	10/02/2007	09/25/2037	
12667F-J4-8	COUNTRYWIDE ALT LN TR CWALT 2004-30CB 2A3		4		1FM	3,026,467	91.0710	3,032,461	3,329,791	2,975,086		9,243			5.750	5.755	MON	15,955	191,457	09/07/2005	02/25/2035	
12667G-RF-2	COUNTRYWIDE ALT LN TR CWALT 2005-25T1 A5		4		1FM	682,560	92.8750	711,768	766,369	571,565		(16,787)			5.750	7.194	MON	3,672	44,120	07/27/2005	07/25/2035	
12668B-PS-6	COUNTRYWIDE ALT LN TR CWALT 2006-4CB 1A6		2		1FM	370,373	78.2340	365,832	467,614	257,501		(11,168)			6.000	9.149	MON	2,338	28,056	03/22/2006	04/25/2036	
12668B-VB-6	COUNTRYWIDE ALT LN TR CWALT 2006-9T1 A2		2		1FM	384,149	64.2630	320,651	498,968	266,534		(16,796)			5.750	10.215	MON	2,391	28,547	03/05/2007	05/25/2036	
16163H-AQ-4	CHASE MORTGAGE FINANCE CORP CHSE 2007-S3 1A15		2		1FM	679,805	72.5430	628,344	866,172	578,351		(40,220)			6.000	5.444	MON	4,331	51,363	05/04/2007	05/25/2037	
17316Y-AG-3	CITIGROUP MORTGAGE LOAN TRUST CMLT1 2010-6 4A1		4		1FM	16,170	100.2350	16,289	16,251	16,189		2			5.500	5.594	MON	74	894	06/26/2010	12/25/2036	
36242D-VE-0	GSR MORTGAGE LOAN TRUST GSR 2005-1F 2A2		3		3FM	415,102	97.1480	401,008	412,780	412,876		(49)			6.000	5.964	MON	2,064	24,767	10/03/2005	02/25/2035	
45660L-NQ-8	RESIDENTIAL ASSET SEC TR RAST 2005-A7 A3		4		4FM	186,946	85.8980	168,805	196,517	176,690		359			5.500	5.806	MON	901	10,813	11/30/2005	06/25/2035	
46591K-AC-7	JP MORGAN MORTGAGE TRUST SERIES 2019B CLASS A3		4		1FE	675,212	101.4840	676,462	666,567	675,239		27			3.500	3.159	MON	1,944	3,888	10/22/2019	03/25/2050	
576434-V6-8	MASTR ALTERNATE LOAN TRUST MALT 2005-6 1A2		2		2FM	203,502	96.3840	217,224	225,374	202,803					5.500	5.991	MON	1,033	12,396	01/26/2006	12/25/2035	
576434-YL-2	MASTR ALTERNATE LOAN TRUST MALT 2004-12 5A4		2		1FM	1,385,392	105.5990	1,423,610	1,348,131	1,356,547		(295)			6.000	5.743	MON	6,741	80,888	07/20/2005	12/25/2034	
3399999. Subtotal - Bonds - Industrial and Miscellaneous (Unaffiliated) - Residential Mortgage-Backed Securities						9,200,789	XXX	9,215,175	10,245,574	8,583,909		(77,095)			XXX	XXX	XXX		48,135	558,708	XXX	XXX
05604F-AJ-4	BIWAY MORTGAGE TRUST BIWAY 2013-1515 B		4		1FM	503,789	102.7350	513,677	500,000	501,983		(419)			3.473	3.395	MON	1,447	17,364	06/02/2015	03/10/2033	
12532B-AF-4	CFRE COMM MTGE TRUST CFRE 2016-C7 B		4		1FM	514,996	108.5140	542,568	500,000	511,371		(1,294)			4.351	4.108	MON	1,813	22,071	12/09/2016	12/10/2054	
12532B-AG-2	CFRE COMM MTGE TRUST CFRE 2016-C7 C		4		1FM	480,892	104.7690	523,844	500,000	485,512		1,557			4.432	5.026	MON	1,847	22,473	12/09/2016	12/10/2054	
12594P-BA-8	CREDIT SUISSE MTGE TRUST CSMC 2016-NXSR B		4		1FM	514,997	107.0760	535,380	500,000	510,884		(1,413)			4.251	3.903	MON	1,771	21,255	12/14/2016	12/15/2049	
12594P-BB-6	CREDIT SUISSE MTGE TRUST CSMC 2016-NXSR C		4		1FM	484,169	103.2800	516,402	500,000	488,544		1,486			4.360	4.889	MON	1,817	22,106	12/14/2016	12/15/2049	
12597D-AJ-4	CSAIL COMMERCIAL MORTGAGE TRUS SERIES 2019C18 CLASS B		4		1FE	514,999	100.9180	504,591	500,000	514,931		(68)			3.594	3.261	MON	1,497		11/20/2019	12/15/2052	
12655T-BQ-1	COMM MORTGAGE TRUST SERIES 2019GC44 CLASS B		4		1FE	514,996	101.4220	507,108	500,000	514,929		(68)			3.465	3.133	MON	1,444		11/19/2019	08/15/2057	
17291E-AZ-4	CITIGROUP COMMERCIAL MTGE TRUS CGCMT 2016-P6 B		4		1FM	514,722	106.8650	534,327	500,000	510,447		(1,498)			4.242	3.956	MON	1,767	21,514	12/06/2016	12/10/2049	
17291E-BA-8	CITIGROUP COMMERCIAL MTGE TRUS CGCMT 2016-P6 C		4		1FM	482,581	105.1760	525,880	500,000	486,437		1,297			4.282	4.791	MON	1,784	21,714	12/06/2016	12/10/2049	
17328C-AG-7	Citigroup Commercial Mortgage Series 2019C7 CLASS B		4		1FE	514,967	102.5330	512,665	500,000	514,925		(42)			3.667	3.336	MON	1,528		12/12/2019	12/15/2072	
23307C-AG-0	DBWF MORTGAGE TRUST DBWF 2016-85T C		4		1FM	498,127	103.6390	518,195	500,000	498,486		86			3.808	3.929	MON	1,587	19,305	12/09/2016	12/10/2036	
46643P-BK-5	JPIMBB 2014-C25 JPIMBB 2014-C25 B		4		1FM	1,029,994	105.8990	1,058,987	1,000,000	1,015,966		(2,977)			4.347	4.006	MON	3,623	43,472	11/04/2014	04/15/2025	
46644R-BD-6	JPIMBB 2015-C29 AS JPIMBB 2015-C29 AS		2		1FM	514,998	105.4420	527,212	500,000	508,699		(1,487)			3.917	3.573	MON	1,632	19,583	06/04/2015	05/15/2048	
46645U-AY-3	JPIMORGAN CHASE COMM MTGE JPIMCC 2016-JP4 B		4		1FM	514,998	105.6830	528,415	500,000	510,998		(1,372)			4.053	3.714	MON	1,689	20,263	12/05/2016	12/15/2049	
46645U-AZ-0	JPIMORGAN CHASE COMM MTGE JPIMCC 2016-JP4 C		4		1FM	448,487	98.9390	494,696	500,000	460,022		3,959			3.439	4.756	MON	1,433	17,489	12/05/2016	12/15/2049	
61691G-AW-0	MORGAN STANLEY BAML TRUST MSBAM 2016-C32 B		4		1FM	514,985	104.6780	523,389	500,000	511,002		(1,365)			4.095	3.757	MON	1,706	20,475	12/06/2016	12/15/2049	
61691G-AX-8	MORGAN STANLEY BAML TRUST MSBAM 2016-C32 C		4		1FM	485,203	103.3700	516,852	500,000	488,395		1,073			4.292	4.731	MON	1,788	21,762	12/06/2016	12/15/2049	
61691U-BJ-7	MORGAN STANLEY CAPITAL I TRUST SERIES 2019L3 CLASS B		4		1FE	512,250	102.3440	511,720	500,000	512,067		(183)			3.662	3.434	MON	1,526	1,526	11/08/2019	11/15/2029	
61691U-BK-4	MORGAN STANLEY CAPITAL I TRUST SERIES 2019L3 CLASS C		4		1FE	492,824	98.5000	492,500	500,000	492,864		40			3.662	3.885	MON	1,526	1,526	11/08/2019	11/15/2029	
61764P-BZ-4	MORGAN STANLEY BAML TRUST MSBAM 2014-C19 C		4		1FM	966,462	102.9630	1,029,626	1,000,000	979,991		2,930			4.000	4.421	MON	3,333	40,000	12/09/2014	06/15/2025	
87264J-AJ-5	TMSQ 2014-1500 C TMSQ 2014-1500 C		4		1FM	504,980	103.4090	517,043	500,000	502,517		(602)			3.835	3.783	MON	1,598	19,441	06/03/2015	10/10/2036	

E10.5

ANNUAL STATEMENT FOR THE YEAR 2019 OF THE AMERICAN EQUITY INVESTMENT LIFE INSURANCE COMPANY
OF NEW YORK

SCHEDULE D - PART 1

Showing All Long-Term BONDS Owned December 31 of Current Year

1	2	Codes			6	7	Fair Value		10	11	Change in Book/Adjusted Carrying Value				Interest				Dates		
		3	4	5			8	9			12	13	14	15	16	17	18	19	20	21	22
CUSIP Identification	Description	C o d e	F o r e i g n	B o n d C h a r	NAIC Designation and Administrative Symbol	Actual Cost	Rate Used to Obtain Fair Value	Fair Value	Par Value	Book/ Adjusted Carrying Value	Unrealized Valuation Increase/ (Decrease)	Current Year's (Amortization) Accretion	Current Year's Other-Than-Temporary Impairment Recognized	Total Foreign Exchange Change in Book/ Adjusted Carrying Value	Rate of	Effective Rate of	When Paid	Admitted Amount Due and Accrued	Amount Received During Year	Acquired	Stated Contractual Maturity Date
91831U-AE-7	VNO MTGE TRUST VNO 2016-350P C		4		1FM	501,834	105.6040	528,019	500,000	501,225		(247)			3.903	3.935	MON	1,626	19,784	12/14/2016	01/10/2035
94989A-BA-2	WELLS FARGO COMMERCIAL MTG TR WFCM 2014-LC18 C		4		1FM	999,984	103.1930	1,031,931	1,000,000	999,298		(149)			4.193	4.210	MON	3,494	41,930	12/12/2014	12/15/2047
95000P-AK-0	WELLS FARGO COMM MTGE TRUST WFCM 2016-C37 B		4		1FM	514,988	108.8070	544,034	500,000	510,923		(1,447)			4.316	4.043	MON	1,798	21,897	12/12/2016	12/15/2049
95000P-AL-8	WELLS FARGO COMM MTGE TRUST WFCM 2016-C37 C		4		1FM	484,467	106.2720	531,362	500,000	487,891		1,140			4.491	4.969	MON	1,871	22,772	12/12/2016	12/15/2049
95001Y-AH-7	CLASS AS WELLS FARGO COMMERCIAL MORTGAG SERIES 2019C54		4		1FM	514,991	102.5380	512,690	500,000	514,891		(100)			3.449	3.118	MON	1,437		11/08/2019	12/15/2052
95001Y-AJ-3	CLASS B WELLS FARGO COMMERCIAL MORTGAG SERIES 2019C54		4		1FE	514,995	102.5440	512,720	500,000	514,895		(100)			3.671	3.338	MON	1,530		11/08/2019	12/15/2052
3499999. Subtotal - Bonds - Industrial and Miscellaneous (Unaffiliated) - Commercial Mortgage-Backed Securities						15,055,675	XXX	15,595,833	15,000,000	15,050,093		(1,263)			XXX	XXX	XXX	49,912	479,722	XXX	XXX
04015U-AL-2	ARES CLO LTD ARES 2015-38A DR		2		2FE	500,000	94.0900	470,448	500,000	500,000					4.466	4.611	JAUO	4,466	25,399	02/20/2018	04/20/2030
04365J-AF-6	ASCENTIUM EQUIPMENT REC ACER 2017-1A D		2		2FE	428,891	101.2720	434,458	429,000	428,960		26			3.800	3.837	MON	951	16,302	04/26/2017	01/10/2024
048677-AB-4	ATLANTIC MARINE CORP ATLMAR 5.343 12/01/50		4		1FE	456,262	114.1210	622,950	545,866	468,712		1,681			5.343	6.720	JD	2,430	19,166	12/15/2010	12/01/2050
14315B-AG-1	CARLYLE GLOBAL MARKET STRATEGI COMS 2017-4A C		2		2FE	500,000	93.7530	468,766	500,000	500,000					4.786	4.914	JAUO	5,185	27,017	10/13/2017	01/15/2030
24703F-AF-3	DELL EQUIPMENT FINANCE TRUST DEFT 2017-1 D		2		2FE	499,931	100.1200	500,600	500,000	499,993		49			3.440	3.475	MON	430	17,200	04/25/2017	04/24/2023
247367-BH-7	DELTA AIR LINES DAL 6.821 08/10/22		4		1FE	208,081	108.9300	224,420	206,021	206,699		(232)			6.821	6.648	FA	5,504	14,053	03/31/2010	08/10/2022
26208D-AF-3	DRIVE AUTO RECEIVABLES TRUST DRIVE 2017-BA D		2		1FE	314,434	100.4600	315,889	314,442	314,442					3.720	3.749	MON	520	11,697	03/21/2017	10/17/2022
26208J-AG-8	DRIVE AUTO RECEIVABLES TRUST SERIES 20182 CLASS D		2		1FE	499,940	102.0170	510,087	500,000	499,955		9			4.140	4.180	MON	460	20,700	05/16/2018	08/15/2024
33844N-AG-5	FLAGSHIP CREDIT AUTO TRUST SERIES 20182 CLASS D		2		2FE	499,937	103.5760	517,882	500,000	499,952		9			4.230	4.272	MON	940	21,150	05/16/2018	09/16/2024
33845F-AG-1	FLAGSHIP CREDIT AUTO TRUST SERIES 20194 CLASS D		4		2FE	499,893	99.5660	497,829	500,000	499,895		2			3.120	3.148	MON	693	1,040	11/13/2019	01/15/2026
428041-BA-4	HERTZ FLEET LEASE FUNDING LLC HFLF 2017-1 D		4		2FE	499,952	100.4790	502,393	500,000	500,017		(66)			3.690	3.705	MON	1,076	18,450	04/18/2017	04/10/2031
59524E-AB-8	MID-ATLANTIC MILITARY CO MIDATL 5.24 08/01/50		4		1FE	332,384	118.0990	552,341	467,691	350,555		2,086			5.240	7.949	FA	10,211	24,507	07/22/2009	08/01/2050
82652N-AC-2	SIERRA RECEIVABLES FUNDING CO SERIES 20193A CLASS C		4		2FE	465,679	99.6320	464,012	465,724	465,680					3.000	3.020	MON	310	2,251	10/17/2019	07/15/2038
00177H-AG-4	American Money Management Corp AMMC 2018-22A D		D		2FE	500,000	95.4160	477,079	500,000	500,000					4.640	4.813	JAUO	4,382	26,501	03/08/2018	04/25/2031
03755H-AL-7	Apex Credit CLO LLC APEXC 2018-1A D		D		2FE	500,000	91.7440	458,718	500,000	500,000					4.890	5.066	JAUO	4,618	27,768	03/14/2018	04/25/2031
03768C-AL-3	APIDOS CLO APID XXXA C		D		2FE	500,000	97.5010	487,505	500,000	500,000					5.003	5.117	JAUO	5,212	30,787	08/07/2018	10/18/2031
04016P-AG-3	ARES CLO LTD ARES 2017-43A D		D		2FE	499,500	100.0010	500,004	500,000	502,152		(452)			5.726	5.791	JAUO	6,203	31,782	04/04/2017	10/15/2029
04941V-AJ-4	ATLAS SENIOR LOAN FUND LTD ATCLO 2018-9A D		D		2FE	500,000	87.3460	436,729	500,000	500,000					4.516	4.661	JAUO	4,516	25,652	02/23/2018	04/20/2028
05683L-AJ-5	Bain Capital Credit CLO, Limit BCC 2018-1A D		D		2FE	500,000	92.1990	460,997	500,000	500,000					4.634	4.813	JAUO	4,505	26,481	03/12/2018	04/23/2031
06759F-AG-1	BABSON CLO LTD BABSN 2015-2A DR		D		2FE	500,000	97.2270	486,136	500,000	500,000					4.916	5.066	JAUO	4,916	27,674	10/12/2017	10/20/2030
06760G-AD-3	BABSON CLO LTD BABSN 2018-1A C		D		2FE	500,000	92.5020	462,510	500,000	500,000					4.586	4.712	JAUO	4,968	26,003	02/23/2018	04/15/2031
08179L-AJ-0	Benefit Street Partners CLO Lt BSP 2018-14A D		D		2FE	500,000	91.5720	457,860	500,000	500,000					4.566	4.712	JAUO	4,566	25,905	02/23/2018	04/20/2031
12479L-AA-8	CAL FUNDING II LTD CAI 2012-1A A		D		1FE	283,272	100.5940	285,016	283,333	283,298		11			3.470	3.504	MON	164	9,831	10/10/2012	10/25/2027
12551Y-AG-8	CIFC FUNDING LTD CIFC 2018-3A D		D		2FE	500,000	96.6750	483,374	500,000	500,000					4.853	4.965	JAUO	5,055	33,743	06/15/2018	07/18/2031
15032E-AJ-8	CEDAR FUNDING LTD CEDF 2017-8A D		D		2FE	500,000	98.8040	494,021	500,000	500,000					5.252	5.370	JAUO	5,544	29,286	08/09/2017	10/17/2030
27830T-AJ-4	Eaton Vance CDO Ltd EATON 2014-1RA D		D		2FE	500,000	97.2910	486,454	500,000	500,000					5.036	5.168	JAUO	5,458	32,117	08/02/2018	07/15/2030
33883G-AG-2	FLATIRON CLO LTD FLAT 2018-1A D		D		2FE	500,000	94.7800	473,900	500,000	500,000					4.602	4.712	JAUO	4,858	25,990	02/22/2018	04/17/2031
36319Q-BL-5	GALAXY CLO LTD GALXY 2015-19A CR		D		2FE	500,000	96.7920	483,961	500,000	500,000					5.306	5.492	JAUO	5,085	29,916	08/09/2017	07/24/2030
56820R-AG-7	MADISON PARK FUNDING LTD MDPK 2017-25A C		D		2FE	500,000	99.9960	499,982	500,000	500,000					5.510	5.724	JAUO	5,289	31,064	04/12/2017	04/25/2029
64130H-AJ-0	NEUBERGER BERMAN CLO LTD NEUB 2017-24A B2		D		1FE	499,906	100.0730	500,366	500,000	499,945		8			3.822	3.842	JAUO	3,822	19,110	03/31/2017	04/19/2030
65023P-AJ-9	NEWARK BSL CLO 2 NBCLC 2017-1A C		D		2FE	500,000	99.9930	499,965	500,000	500,000					5.590	5.775	JAUO	5,279	31,317	06/19/2017	07/25/2030
67575X-AE-1	OCTAGON INV PARTNERS 31 LTD OCT31 2017-1A C		D		1FE	250,000	99.9980	249,996	250,000	250,000					4.366	4.510	JAUO	2,183	12,447	06/01/2017	07/20/2030
67591U-AL-1	Octagon Investments Partners 3 OCT36 2018-1A D		D		2FE	500,000	95.2050	476,026	500,000	500,000					4.586	4.712	JAUO	4,968	26,003	03/07/2018	04/15/2031
81881C-AG-2	Shackleton CLO LTD SHACK 2018-12A D		D		2FE	250,000	93.5260	233,814	250,000	250,000					5.116	5.269	JAUO	2,558	14,343	06/15/2018	07/20/2031
83611J-AG-0	SOUND POINT CLO LTD SNDPT 2018-2A D		D		2FE	500,000	96.3270	481,635	500,000	500,000					4.936	5.117	JAUO	4,456	37,048	06/15/2018	07/26/2031
87165Y-AJ-2	SYMPHONY CLO LTD SYMP 2018-19A D		D		2FE	500,000	94.4570	472,287	500,000	500,000					4.551	4.662	JAUO	4,867	25,769	02/22/2018	04/16/2031

ANNUAL STATEMENT FOR THE YEAR 2019 OF THE AMERICAN EQUITY INVESTMENT LIFE INSURANCE COMPANY
OF NEW YORK

SCHEDULE D - PART 1

Showing All Long-Term BONDS Owned December 31 of Current Year

1	2	Codes			6	7	Fair Value		10	11	Change in Book/Adjusted Carrying Value				Interest					Dates	
		3	4	5			8	9			12	13	14	15	16	17	18	19	20	21	22
CUSIP Identification	Description	C o d e	F o r e i g n	Bond Char	NAIC Designation and Administrative Symbol	Actual Cost	Rate Used to Obtain Fair Value	Fair Value	Par Value	Book/ Adjusted Carrying Value	Unrealized Valuation Increase/ (Decrease)	Current Year's (Amortization) Accretion	Current Year's Other-Than-Temporary Impairment Recognized	Total Foreign Exchange Change in Book/ Adjusted Carrying Value	Rate of	Effective Rate of	When Paid	Admitted Amount Due and Accrued	Amount Received During Year	Acquired	Stated Contractual Maturity Date
883310-AG-9	THAYER PARK CLO LTD THAYR 2017-1A C	D	4		2FE	500,000	99.9990	499,996	500,000	500,000					5.666	5.826	JAJJ	5,666	31,466	04/20/2017	04/20/2029
884346-AG-0	WIND RIVER CLO LTD WINDR 2017-3A D	D	4		2FE	340,000	94.6440	321,790	340,000	340,000					5.136	5.268	JAJJ	3,784	19,578	08/09/2017	10/15/2030
923250-AN-7	VENTURE CDO LTD VENTR 2018-32A D	D	2		2FE	500,000	90.6600	453,300	500,000	500,000					5.003	5.117	JAJJ	5,212	34,847	06/15/2018	07/18/2031
929150-AL-7	VOYA CLO LTD VOYA 2017-3A C	D	4		2FE	300,000	99.9940	299,973	300,000	300,000					5.516	5.674	JAJJ	3,310	18,420	06/13/2017	07/20/2030
92917A-AG-1	VOYA CLO LTD VOYA 2018-1A C	D	2		2FE	500,000	95.4220	477,102	500,000	500,000					4.566	4.712	JAJJ	4,566	26,100	02/23/2018	04/19/2031
3599999	Subtotal - Bonds - Industrial and Miscellaneous (Unaffiliated) - Other Loan-Backed and Structured Securities					18,628,062	XXX	18,482,571	18,852,077	18,660,255		3,131			XXX	XXX	XXX	159,194	965,880	XXX	XXX
3899999	Total - Industrial and Miscellaneous (Unaffiliated) Bonds					152,720,095	XXX	163,629,427	148,856,486	150,786,376		(294,688)	116,785		XXX	XXX	XXX	1,530,198	6,853,749	XXX	XXX
4899999	Total - Hybrid Securities						XXX								XXX	XXX	XXX			XXX	XXX
5599999	Total - Parent, Subsidiaries and Affiliates Bonds						XXX								XXX	XXX	XXX			XXX	XXX
6099999	Subtotal - SVO Identified Funds						XXX								XXX	XXX	XXX			XXX	XXX
6599999	Subtotal - Unaffiliated Bank Loans						XXX								XXX	XXX	XXX			XXX	XXX
7699999	Total - Issuer Obligations					138,183,325	XXX	150,394,341	131,128,835	136,103,922		(330,667)	116,785		XXX	XXX	XXX	1,627,447	6,358,816	XXX	XXX
7799999	Total - Residential Mortgage-Backed Securities					11,727,270	XXX	12,105,701	12,870,476	11,155,459		(72,218)			XXX	XXX	XXX	58,850	687,301	XXX	XXX
7899999	Total - Commercial Mortgage-Backed Securities					15,055,675	XXX	15,595,833	15,000,000	15,050,093		(1,263)			XXX	XXX	XXX	49,912	479,722	XXX	XXX
7999999	Total - Other Loan-Backed and Structured Securities					18,628,062	XXX	18,482,571	18,852,077	18,660,255		3,131			XXX	XXX	XXX	159,194	965,880	XXX	XXX
8099999	Total - SVO Identified Funds						XXX								XXX	XXX	XXX			XXX	XXX
8199999	Total - Affiliated Bank Loans						XXX								XXX	XXX	XXX			XXX	XXX
8299999	Total - Unaffiliated Bank Loans						XXX								XXX	XXX	XXX			XXX	XXX
8399999	Total Bonds					183,594,332	XXX	196,578,446	177,851,388	180,969,729		(401,017)	116,785		XXX	XXX	XXX	1,895,403	8,491,719	XXX	XXX

E10.7

Schedule D - Part 2 - Section 1 - Preferred Stocks Owned

N O N E

Schedule D - Part 2 - Section 2 - Common Stocks Owned

N O N E

ANNUAL STATEMENT FOR THE YEAR 2019 OF THE AMERICAN EQUITY INVESTMENT LIFE INSURANCE COMPANY
OF NEW YORK

SCHEDULE D - PART 3

Showing All Long-Term Bonds and Stocks ACQUIRED During Current Year

1	2	3	4	5	6	7	8	9
CUSIP Identification	Description	Foreign	Date Acquired	Name of Vendor	Number of Shares of Stock	Actual Cost	Par Value	Paid for Accrued Interest and Dividends
023135-BF-2	AMAZON.COM INC AMZN 3 7/8 08/22/37 3.875% 08/22/37		07/18/2019	FTN FINANCIAL		2,199,700	2,000,000	32,292
060516-HD-4	BANK OF AMERICA CORP BAC 3.419 12/20/28 3.419% 12/20/28		12/20/2019	BANK OF AMERICA		787,853	750,000	285
125523-AN-0	CIGNA CORP CI 4 02/15/22 4.000% 02/15/22		10/11/2019	Tax Free Exchange		495,570	500,000	3,111
125523-BN-9	CIGNA CORP CI 4 3/4 11/15/21 4.750% 11/15/21		10/11/2019	Tax Free Exchange		750,796	750,000	14,448
12597D-AJ-4	CSAIL COMMERCIAL MORTGAGE TRUS SERIES 2019C18 CLASS B 3.594% 12/15/52		11/20/2019	CREDIT SUISSE SECURITIES		514,999	500,000	549
12655T-BQ-1	COMM MORTGAGE TRUST SERIES 2019GC44 CLASS B 3.465% 08/15/57		11/19/2019	DEUTSCHE BANK		514,996	500,000	529
172967-KU-4	CITIGROUP INC C 4 1/8 07/25/28 4.125% 07/25/28		12/20/2019	CITIGROUP GLOBAL MARKETS		544,185	500,000	8,536
17328C-AG-7	Citigroup Commercial Mortgage SERIES 2019C7 CLASS B 3.667% 12/15/72		12/12/2019	CITIGROUP GLOBAL MARKETS		514,967	500,000	917
254687-EK-8	DISNEY (WALT) COMPANY DIS 6 3/4 01/09/38 6.750% 01/09/38		11/27/2019	Tax Free Exchange		542,002	500,000	12,938
26078J-AE-0	DOWDUPONT INC DD 5.319 11/15/38 5.319% 11/15/38		07/18/2019	FTN FINANCIAL		1,165,620	1,000,000	9,899
30212P-AP-0	EXPEDIA INC EXPE 3.8 02/15/28 3.800% 02/15/28		12/20/2019	STIFEL NICOLAUS		508,815	500,000	6,808
33845F-AG-1	FLAGSHIP CREDIT AUTO TRUST SERIES 2019A CLASS D 3.120% 01/15/26		11/13/2019	DEUTSCHE BANK		499,893	500,000	
381416-WI-3	GOLDMAN SACHS GROUP INC GS 4.223 05/01/29 4.223% 05/01/29		12/20/2019	FTN FINANCIAL		828,443	750,000	4,663
458140-BH-2	INTEL CORP INTC 2.45 11/15/29 2.450% 11/15/29		12/20/2019	MORGAN STANLEY		749,078	750,000	1,684
46591K-AC-7	JP MORGAN MORTGAGE TRUST SERIES 20198 CLASS A3 3.500% 03/25/50		10/22/2019	JP MORGAN SECURITIES		675,212	666,567	1,944
571748-BH-4	MARSH & MCLENNAN COS INC MMC 4 3/4 03/15/39 4.750% 03/15/39		07/18/2019	FTN FINANCIAL		827,777	715,000	17,642
61691U-BJ-7	MORGAN STANLEY CAPITAL I TRUST SERIES 2019L3 CLASS B 3.662% 11/15/29		11/08/2019	MORGAN STANLEY		512,250	500,000	1,017
61691U-BK-4	MORGAN STANLEY CAPITAL I TRUST SERIES 2019L3 CLASS C 3.662% 11/15/29		11/08/2019	MORGAN STANLEY		492,824	500,000	1,013
655664-AT-7	NORDSTROM INC JWN 4 3/8 04/01/30 4.375% 04/01/30		11/04/2019	BANK OF AMERICA		998,880	1,000,000	
67066G-AE-4	NVIDIA CORP NVDA 3.2 09/16/26 3.200% 09/16/26		12/19/2019	US BANCORP		787,215	750,000	6,467
68389X-BE-4	ORACLE CORP ORCL 3.9 05/15/35 3.900% 05/15/35		07/18/2019	FTN FINANCIAL		1,076,390	1,000,000	7,258
78409V-AP-9	S&P GLOBAL INC SPGI 2 1/2 12/01/29 2.500% 12/01/29		12/19/2019	WELLS FARGO		755,288	750,000	1,406
82652N-AC-2	SIERRA RECEIVABLES FUNDING CO SERIES 20193A CLASS C 3.000% 07/15/38		10/17/2019	BANK OF AMERICA		465,679	465,724	
91159H-HR-4	US BANCORP USB 3.15 04/27/27 3.150% 04/27/27		12/20/2019	SUNTRUST CAPITAL		788,745	750,000	3,741
95001Y-AH-7	WELLS FARGO COMMERCIAL MORTGAG SERIES 2019C54 CLASS AS 3.449% 12/15/52		11/08/2019	WELLS FARGO		514,991	500,000	96
95001Y-AJ-3	WELLS FARGO COMMERCIAL MORTGAG SERIES 2019C54 CLASS B 3.671% 12/15/52		11/08/2019	WELLS FARGO		514,995	500,000	102
3899999. Subtotal - Bonds - Industrial and Miscellaneous (Unaffiliated)						19,027,163	18,097,291	137,345
8399997. Total - Bonds - Part 3						19,027,163	18,097,291	137,345
8399998. Total - Bonds - Part 5						611,073	567,709	98
8399999. Total - Bonds						19,638,236	18,665,000	137,443
8999997. Total - Preferred Stocks - Part 3							XXX	
8999998. Total - Preferred Stocks - Part 5							XXX	
8999999. Total - Preferred Stocks							XXX	
9799997. Total - Common Stocks - Part 3							XXX	
9799998. Total - Common Stocks - Part 5							XXX	
9799999. Total - Common Stocks							XXX	
9899999. Total - Preferred and Common Stocks							XXX	
9999999 - Totals						19,638,236	XXX	137,443

ANNUAL STATEMENT FOR THE YEAR 2019 OF THE AMERICAN EQUITY INVESTMENT LIFE INSURANCE COMPANY
OF NEW YORK

SCHEDULE D - PART 4

Showing All Long-Term Bonds and Stocks SOLD, REDEEMED or Otherwise DISPOSED OF During Current Year

1	2	3	4	5	6	7	8	9	10	Change In Book/Adjusted Carrying Value					16	17	18	19	20	21
										11	12	13	14	15						
CUSIP Identification	Description	Foreign	Disposal Date	Name of Purchaser	Number of Shares of Stock	Consideration	Par Value	Actual Cost	Prior Year Book/Adjusted Carrying Value	Unrealized Valuation Increase/Decrease	Current Year's (Amortization)/Accretion	Current Year's Other-Than-Temporary Impairment Recognized	Total Change in Book/Adjusted Carrying Value (11+12-13)	Total Foreign Exchange Change in Book/Adjusted Carrying Value	Book/Adjusted Carrying Value at Disposal Date	Foreign Exchange Gain (Loss) on Disposal	Realized Gain (Loss) on Disposal	Total Gain (Loss) on Disposal	Bond Interest/Stock Dividends Received During Year	Stated Contractual Maturity Date
455780-AM-8	AID-INDONESIA AID 6.65 07/15/29 6.650%	C	07/15/29	DEUTSCHE BANK		2,368,629	1,973,858	2,409,824	2,239,994		(12,494)		(12,494)		2,227,500		141,129	141,129	154,962	07/15/2029
455780-AM-8	AID-INDONESIA AID 6.65 07/15/29 6.650%	C	07/15/29	Redemption		100,000	135,337	165,229	153,585		(18,248)		(18,248)		135,337				6,787	07/15/2029
1099999. Subtotal - Bonds - All Other Governments						2,503,966	2,109,195	2,575,053	2,393,579		(30,742)		(30,742)		2,362,837		141,129	141,129	161,749	XXX
34153P-RZ-3	FLORIDA ST BRD OF EDU PUBLIC E BUILD AMERICA BONDS 5.650% 06/01/30		09/20/2019	Call	100.0000	265,000	265,000	263,391	263,864		52		52		263,916		1,084	1,084	12,020	06/01/2030
1799999. Subtotal - Bonds - U.S. States, Territories and Possessions						265,000	265,000	263,391	263,864		52		52		263,916		1,084	1,084	12,020	XXX
088365-EB-3	BEXAR CNTY TX HOSP DIST BUILD AMERICA BONDS CTFB OBLIG 6.804% 02/15/28		03/25/2019	Call	100.0000	750,000	750,000	750,000	750,000						750,000				31,185	02/15/2028
364195-BN-6	GALVESTON CNTY TX BUILD AMERICA BONDS 6.205% 02/01/29		02/01/2019	Call	100.0000	500,000	500,000	501,250	500,014		(14)		(14)		500,000				15,513	02/01/2029
483782-LH-9	KANE & DE KALB CNTYS IL CNTY BUILD AMERICA BONDS-SCH BLDG-S 6.125% 02/01/29		02/01/2019	Call	100.0000	1,000,000	1,000,000	1,015,650	1,000,184		(184)		(184)		1,000,000				30,625	02/01/2029
516823-N2-3	LAREDO TX BUILD AMERICA BONDS-TAXABLE-CT 6.366% 02/15/29		02/15/2019	Call	100.0000	640,000	640,000	640,000	640,000						640,000				20,371	02/15/2029
572852-C9-0	MARSHFIELD WI BUILD AMERICA BONDS 5.800% 03/01/29		09/20/2019	Call	100.0000	220,000	220,000	220,000	220,000						220,000				13,433	03/01/2029
722205-LX-7	PINKNEY MI CNTY SCHS TAXABLE-SCH BLDG & SITE-SER A 5.200% 05/01/19		05/01/2019	Maturity		1,000,000	1,000,000	1,000,000	1,000,000						1,000,000				26,000	05/01/2019
950732-SC-2	WENTZVILLE MO SCH DIST #R-4 BUILD AMERICA BONDS-TAXABLE-SE 6.100% 03/01/29		03/01/2019	Call	100.0000	500,000	500,000	500,000	500,000						500,000				15,250	03/01/2029
2499999. Subtotal - Bonds - U.S. Political Subdivisions of States, Territories and Possessions						4,610,000	4,610,000	4,626,900	4,610,198		(198)		(198)		4,610,000				152,377	XXX
172311-GB-2	CINCINNATI OH WTR SYS REVENUE BUILD AMERICA BONDS-TAXABLE-SE 6.458% 12/01/34		12/02/2019	Call	100.0000	500,000	500,000	500,000	500,000						500,000				32,290	12/01/2034
239018-DA-9	DAVIS CNTY UT SALES TAX REVENUE BUILD AMERICA BONDS-TAXABLE-SE 6.000% 04/01/29		04/01/2019	Call	100.0000	500,000	500,000	500,000	500,000						500,000				15,000	04/01/2029
31392F-XU-6	FEDERAL NATL MTG ASSN FNR 2002-88 AL 5.500% 12/25/22		12/01/2019	Paydown		8,978	8,978	8,978	8,978						8,978				251	12/25/2022
31392X-NF-1	FED HOME LOAN MTG CORP FHR 2523 PH 5.500% 11/15/32		12/01/2019	Paydown		6,772	6,772	6,721	6,748		24		24		6,772				100	11/15/2032
314120-4X-4	FNMA FN 932438 4.000% 01/01/25		12/01/2019	Paydown		12,242	12,242	12,401	12,307		(65)		(65)		12,242				258	01/01/2025
383730-5Z-0	GNMA GNR 2003-46 PC 5.000% 06/20/33		12/01/2019	Paydown		282,773	282,773	272,390	277,755		5,018		5,018		282,773				7,609	06/20/2033
38374H-JB-4	GNMA GNR 2004-72 PN 5.500% 09/20/34		12/01/2019	Paydown		63,853	63,853	63,853	63,853						63,853				2,016	09/20/2034
46257T-BC-2	IOWA ST SPL OBLG BUILD AMERICA BONDS-IOWA IJOBS 6.750% 06/01/34		06/10/2019	Call	100.0000	500,000	500,000	497,080	497,732		74		74		497,805		2,195	2,195	17,719	06/01/2034
563039-AK-2	MANHATTAN KS SALES TAX SPL OBL BUILD AMERICA BONDS TAXABLE-DO 6.515% 12/01/26		12/02/2019	Redemption	100.0000	115,000	115,000	116,581	115,813		(813)		(813)		115,000				7,492	12/01/2026
59455T-03-9	MICHIGAN ST MUNI BOND AUTH BUILD AMERICA BONDS-TAXABLE-LO 6.250% 05/01/25		05/01/2019	Call	103.0000	643,750	625,000	625,000	625,000						625,000				38,281	05/01/2025
64711N-JV-8	NEW MEXICO ST FIN AUTH REVENUE TAXABLE-SR LIEN-PUB PJ-D2 6.070% 06/01/36		06/03/2019	Call	100.0000	500,000	500,000	500,000	500,000						500,000				15,175	06/01/2036
662903-LB-7	N TEXAS ST MUNI WTR DIST WTR S BUILD AMERICA BONDS-DIRECT PAY 6.003% 09/01/29		09/01/2019	Call	100.0000	500,000	500,000	500,000	500,000						500,000				30,265	09/01/2029
91417K-NC-1	UNIV OF COLORADO CO ENTERPRISE BUILD AMERICA BONDS-TAXABLE-SU 6.114% 06/01/29		06/03/2019	Call	100.0000	750,000	750,000	750,000	750,000						750,000				22,928	06/01/2029
95648X-AM-7	WEST VIRGINIA ST ECON DEV AUTH TAXABLE 5.370% 07/01/20		07/01/2019	Call	100.0000	185,000	185,000	188,700	185,568		(286)		(286)		185,283		(283)	(283)	9,935	07/01/2020
3199999. Subtotal - Bonds - U.S. Special Revenues						4,568,368	4,549,618	4,541,704	4,543,754		3,952		3,952		4,547,706		1,912	1,912	199,319	XXX
00206R-DA-7	AT&T INC T 5 03/01/21 5.000% 03/01/21 ... COUNTRYWIDE ALTERNATIVE LN TR CWALT 2006-22R 2A2 6.250% 05/25/36		03/27/2019	Call	104.5477	784,108	750,000	782,190	764,892		(1,577)		(1,577)		763,315		(13,315)	(13,315)	55,566	03/01/2021
02147L-AM-5			12/01/2019	Paydown		37,834	52,554	32,151	28,913		8,921		8,921		37,834				2,111	05/25/2036

E14

ANNUAL STATEMENT FOR THE YEAR 2019 OF THE AMERICAN EQUITY INVESTMENT LIFE INSURANCE COMPANY
OF NEW YORK

SCHEDULE D - PART 4

Showing All Long-Term Bonds and Stocks SOLD, REDEEMED or Otherwise DISPOSED OF During Current Year

1	2	3	4	5	6	7	8	9	10	Change in Book/Adjusted Carrying Value					16	17	18	19	20	21
										11	12	13	14	15						
CUSIP Identification	Description	Foreign	Disposal Date	Name of Purchaser	Number of Shares of Stock	Consideration	Par Value	Actual Cost	Prior Year Book/Adjusted Carrying Value	Unrealized Valuation Increase/Decrease	Current Year's (Amortization)/Accretion	Current Year's Other-Than-Temporary Impairment Recognized	Total Change in Book/Adjusted Carrying Value (11+12-13)	Total Foreign Exchange Change in Book/Adjusted Carrying Value	Book/Adjusted Carrying Value at Disposal Date	Foreign Exchange Gain (Loss) on Disposal	Realized Gain (Loss) on Disposal	Total Gain (Loss) on Disposal	Bond Interest/Stock Dividends Received During Year	Stated Contractual Maturity Date
048677-AB-4	ATLANTIC MARINE CORP ATLMAR 5.343 12/01/50		12/01/2019	Redemption	100.0000	3,987	3,987	3,333	3,411		576		576		3,987				162	12/01/2050
059475-AB-9	BANC OF AMERICA ALT LN TR BOAA 2007-2 1A2		12/01/2019	Paydown		6,903	10,727	8,345	7,616		(713)		(713)		6,903				401	06/25/2037
05950N-BH-0	BANC OF AMERICA FUNDING CORP BAFC 2006-5 3A4		12/01/2019	Paydown		59,583	83,228	82,929	82,918		(23,334)		(23,334)		59,583				3,901	09/25/2036
059529-AJ-6	BANC OF AMERICA FUNDING CORP BAFC 2007-7 3A2		12/01/2019	Paydown		109,482	167,212	129,238	114,080		(4,599)		(4,599)		109,482				5,476	09/25/2037
118230-AJ-0	BUCKEYE PARTNERS LP BPL 4 7/8 02/01/21		11/07/2019	ROBERT W. BAIRD		506,250	500,000	527,035	506,407		(2,948)		(2,948)		503,459		2,791	2,791	31,214	02/01/2021
125509-BS-7	CIGNA CORP CI 4 02/15/22 4.000% 02/15/22		10/11/2019	Tax Free Exchange		495,570	500,000	483,600	494,196		1,374		1,374		495,570				23,611	02/15/2022
12667F-J4-8	COUNTRYWIDE ALT LN TR CIALT 2004-30CB 2A3		12/01/2019	Paydown		370,209	370,209	336,485	329,745		40,464		40,464		370,209				12,807	02/25/2035
12667G-RF-2	COUNTRYWIDE ALT LN TR CIALT 2005-25T1 A5		12/01/2019	Paydown		41,742	64,336	57,300	49,392		(7,649)		(7,649)		41,742				1,547	07/25/2035
12668B-PS-6	COUNTRYWIDE ALT LN TR CIALT 2006-4CB 1A6		12/01/2019	Paydown		52,176	58,262	46,146	33,474		18,702		18,702		52,176				1,861	04/25/2036
12668B-VB-6	COUNTRYWIDE ALT LN TR CIALT 2006-9T1 A2		12/01/2019	Paydown		62,529	101,774	78,355	57,791		4,738		4,738		62,529				3,413	05/25/2036
12673P-AC-9	CA INC CA 5 3/8 12/01/19 5.375% 12/01/19		12/01/2019	Maturity		750,000	750,000	814,523	758,464		(8,464)		(8,464)		750,000				40,313	12/01/2019
16163H-AQ-4	CHASE MORTGAGE FINANCE CORP CHASE 2007-S3 1A15 6.000% 05/25/37		12/01/2019	Paydown		105,600	85,863	67,389	61,319		44,281		44,281		105,600				2,502	05/25/2037
17316Y-AG-3	CITIGROUP MORTGAGE LOAN TRUST CMLT1 2010-6 4A1 5.500% 12/25/36		12/01/2019	Paydown		40,964	40,964	40,759	40,803		161		161		40,964				1,493	12/25/2036
17317K-BE-6	CITIGROUP MORTGAGE LOAN TRUST CMLT1 2010-5 6A1 5.500% 02/25/37		03/01/2019	Paydown		1,489	1,489	1,483	1,483		6		6		1,489				10	02/25/2037
210805-CQ-8	CONTINENTAL AIRLINES UAL 6.545 02/02/19		02/02/2019	Redemption		117,198	117,198	121,593	117,259		(61)		(61)		117,198				3,812	02/02/2019
247367-BH-7	DELTA AIR LINES DAL 6.821 08/10/22 6.821% 08/10/22		08/10/2019	Redemption		15,927	15,927	16,087	15,998		(70)		(70)		15,927				810	08/10/2022
26208D-AF-3	DRIVE AUTO RECEIVABLES TRUST DRIVE 2017-BA D 3.720% 10/17/22		12/15/2019	Paydown		185,558	185,558	185,553	185,557						185,558				5,735	10/17/2022
30219G-AE-8	EXPRESS SCRIPTS HOLDING ESRX 4 3/4 11/15/21		10/11/2019	Tax Free Exchange		750,796	750,000	752,845	751,072		(276)		(276)		750,796				33,010	11/15/2021
35671D-AU-9	FREEPORT-MCMORAN INC FCX 3.55 03/01/22		11/04/2019	STIFEL NICOLAUS		755,625	750,000	734,790	744,455		1,420		1,420		745,875		9,750	9,750	31,432	03/01/2022
36242D-VE-0	GSR MORTGAGE LOAN TRUST GSR 2005-1F 2A2 6.000% 02/25/35		12/01/2019	Paydown		89,050	89,050	89,551	89,081		(31)		(31)		89,050				2,823	02/25/2035
39121J-AE-0	GREAT RIVER ENERGY GRRIVE 6.254 07/01/38		07/01/2019	Redemption		20,630	20,630	20,578	20,601		29		29		20,630				1,290	07/01/2038
39121J-AH-3	GREAT RIVER ENERGY GRRIVE 4.478 07/01/30		07/01/2019	Call	100.0000	23,000	23,000	21,776	22,146		28		28		22,174		826	826	1,030	07/01/2030
45660L-NQ-8	RESIDENTIAL ASSET SEC TR RAST 2005-A7 A3 5.500% 06/25/35		12/01/2019	Paydown		8,334	10,882	10,352	9,764		(1,430)		(1,430)		8,334				433	06/25/2035
48203R-AF-1	JUNIPER NETWORKS INC JNPR 4.6 03/15/21		08/28/2019	Call	104.2630	521,315	500,000	523,110	506,270		(1,813)		(1,813)		504,457		(4,457)	(4,457)	43,101	03/15/2021
487312-AA-8	KEENAN FT DETRICK ENERGY KEENAN 6.093 05/15/33 6.093% 05/15/33		11/15/2019	Redemption		322,643	322,643	314,576	317,109		5,533		5,533		322,643				67,580	05/15/2033
576434-V6-8	MASTR ALTERNATE LOAN TRUST MALT 2005-6 1A2 5.500% 12/25/35		12/01/2019	Paydown		33,132	33,827	30,545	30,439		2,692		2,692		33,132				1,135	12/25/2035
576434-YL-2	MASTR ALTERNATE LOAN TRUST MALT 2004-12 5A4 6.000% 12/25/34		12/01/2019	Paydown		434,445	434,445	446,452	437,252		(2,807)		(2,807)		434,445				21,116	12/25/2034
59524E-AB-8	MID-ATLANTIC MILITARY CO MIDATL 5.24 08/01/50 5.240% 08/01/50		08/01/2019	Redemption		4,399	4,399	3,126	3,277		1,121		1,121		4,399				167	08/01/2050

ANNUAL STATEMENT FOR THE YEAR 2019 OF THE AMERICAN EQUITY INVESTMENT LIFE INSURANCE COMPANY
OF NEW YORK

SCHEDULE D - PART 4

Showing All Long-Term Bonds and Stocks SOLD, REDEEMED or Otherwise DISPOSED OF During Current Year

1	2	3	4	5	6	7	8	9	10	Change In Book/Adjusted Carrying Value					16	17	18	19	20	21	
										11	12	13	14	15							
CUSIP Identification	Description	Foreign	Disposal Date	Name of Purchaser	Number of Shares of Stock	Consideration	Par Value	Actual Cost	Prior Year Book/ Adjusted Carrying Value	Unrealized Valuation Increase/ Decrease	Current Year's (Amortization)/ Accretion	Current Year's Other-Than-Temporary Impairment Recognized	Total Change in Book/ Adjusted Carrying Value (11+12-13)	Total Foreign Exchange Change in Book/ Adjusted Carrying Value	Book/ Adjusted Carrying Value at Disposal Date	Foreign Exchange Gain (Loss) on Disposal	Realized Gain (Loss) on Disposal	Total Gain (Loss) on Disposal	Bond Interest/ Stock Dividends Received During Year	Stated Contractual Maturity Date	
629568-AV-8	NABORS INDUSTRIES INC NBR 5 09/15/20		06/14/2019	TENDER OFFER		389,760	384,000	374,140	381,858		551		551		382,409		7,351	7,351	14,347	09/15/2020	
66988A-AB-0	NOVANT HEALTH INC NOVANT 5.85 11/01/19		11/01/2019	Maturity		500,000	500,000	505,965	500,657		(657)		(657)		500,000				29,250	11/01/2019	
670877-AA-7	OMX TIMBER FIN INV LLC 1 OMX 5.42 10/31/19		10/31/2019	Call	100.0000	500,000	500,000	455,820	494,008		4,620		4,620		498,628		1,372	1,372	27,100	01/29/2020	
67740Q-AF-3	OHIO NAT FINANCIAL SVCS CHNAT 6 3/8 04/30/20		05/10/2019	Call	103.4210	299,921	290,000	316,718	294,560		(1,196)		(1,196)		293,364		(3,364)	(3,364)	19,678	04/30/2020	
808626-AG-0	LEIDOS INC LDOS 5 1/2 07/01/33 5.500%		12/11/2019	ROBERT W. BAIRD		548,375	535,000	491,777	501,705		1,402		1,402		503,107		45,268	45,268	42,666	07/01/2033	
828807-CG-0	SIMON PROPERTY GROUP LP SPG 4 1/8 12/01/21		10/07/2019	Call	104.7603	785,702	750,000	756,585	752,090		(568)		(568)		751,522		(1,522)	(1,522)	61,999	12/01/2021	
871503-AK-4	SYMANTEC CORP SYMC 3.95 06/15/22 3.950%		06/15/22	CITIGROUP GLOBAL		747,188	750,000	749,130	749,664		41		41		749,704		(2,517)	(2,517)	14,401	06/15/2022	
90131H-BM-6	21ST CENTURY FOX AMERICA FOXA 6 3/4 01/09/38		03/20/2019	Tax Free Exchange		542,934	500,000	547,273	543,207		(274)		(274)		542,934				24,031	01/09/2038	
90265E-AG-5	UDR INC UDR 4 5/8 01/10/22 4.625%		11/01/2019	Call	105.4884	791,163	750,000	752,985	751,020		(279)		(279)		750,741		(741)	(741)	86,546	01/10/2022	
94982J-AM-5	WELLS FARGO MTG BK SEC WFMBS 2005-6 A12		10/01/2019	Paydown		382,585	382,585	376,905	379,747		2,837		2,837		382,585				15,681	08/25/2035	
94984A-AQ-3	WELLS FARGO MTG BK SEC WFMBS 2006-6 1A15		09/01/2019	Paydown		61,419	68,916	67,581	68,453		(7,034)		(7,034)		61,419				2,733	05/25/2036	
94985R-AH-5	WELLS FARGO MTG BK SEC WFMBS 2007-4 A8		09/01/2019	Paydown		262,094	279,727	251,499	268,654		(6,560)		(6,560)		262,094				11,217	04/25/2037	
111013-AK-4	SKY PLC SKYLN 3 1/8 11/26/22 3.125%	D	09/17/2019	BARCLAYS CAPITAL GROUP		771,053	750,000	751,088	750,465		(81)		(81)		750,383		20,669	20,669	19,076	11/26/2022	
12479L-AA-8	CAL FUNDING II LTD CAI 2012-1A A 3.470%	D	10/25/2019	Paydown		100,000	100,000	99,978	99,983		17		17		100,000				1,880	10/25/2027	
92936M-AB-3	WPP FINANCE 2010 WPPLN 4 3/4 11/21/21	D	12/27/2019	Call	105.0500	997,975	950,000	1,005,620	969,257		(6,347)		(6,347)		962,910		(12,910)	(12,910)	97,613	11/21/2021	
3899999. Subtotal - Bonds - Industrial and Miscellaneous (Unaffiliated)						14,390,647	14,288,392	14,265,259	14,090,512		60,746		60,746		14,151,260		49,201	49,201	868,080	XXX	
8399997. Total - Bonds - Part 4						26,337,981	25,822,205	26,272,307	25,901,907		33,810		33,810		25,935,719		193,326	193,326	1,393,545	XXX	
8399998. Total - Bonds - Part 5						609,711	567,709	611,073			(1,363)		(1,363)		609,711				23,407	XXX	
8399999. Total - Bonds						26,947,692	26,389,914	26,883,380	25,901,907			32,447		32,447		26,545,430		193,326	193,326	1,416,952	XXX
8999997. Total - Preferred Stocks - Part 4							XXX													XXX	
8999998. Total - Preferred Stocks - Part 5							XXX													XXX	
8999999. Total - Preferred Stocks							XXX													XXX	
9799997. Total - Common Stocks - Part 4							XXX													XXX	
9799998. Total - Common Stocks - Part 5							XXX													XXX	
9799999. Total - Common Stocks							XXX													XXX	
9899999. Total - Preferred and Common Stocks							XXX													XXX	
9999999 - Totals						26,947,692	XXX	26,883,380	25,901,907			32,447		32,447		26,545,430		193,326	193,326	1,416,952	XXX

E14.2

ANNUAL STATEMENT FOR THE YEAR 2019 OF THE AMERICAN EQUITY INVESTMENT LIFE INSURANCE COMPANY
OF NEW YORK

SCHEDULE D - PART 5

Showing All Long-Term Bonds and Stocks ACQUIRED During Year and Fully DISPOSED OF During Current Year

1 CUSIP Identi- fication	2 Description	3 For- eign	4 Date Acquired	5 Name of Vendor	6 Disposal Date	7 Name of Purchaser	8 Par Value (Bonds) or Number of Shares (Stock)	9 Actual Cost	10 Consid- eration	11 Book/ Adjusted Carrying Value at Disposal	Change in Book/Adjusted Carrying Value					17 Foreign Exchange Gain (Loss) on Disposal	18 Realized Gain (Loss) on Disposal	19 Total Gain (Loss) on Disposal	20 Interest and Dividends Received During Year	21 Paid for Accrued Interest and Dividends	
											12 Unrealized Valuation Increase/ (Decrease)	13 Current Year's (Amort- ization)/ Accretion	14 Current Year's Other- Than- Temporary Impairment Recognized	15 Total Change in Book/ Adjusted Carrying Valu (12 + 13 - 14)	16 Total Foreign Exchange Change in Book/ Adjusted Carrying Value						
254687-EJ-1	DISNEY (WALT) COMPANY DIS 6 3/4 01/09/38 6.750% 01/09/38		03/20/2019	Tax Free Exchange	11/27/2019	Tax Free Exchange	500,000	542,934	542,002	542,002			(932)	(932)					23,156		
46591K-AC-7	JP MORGAN MORTGAGE TRUST SERIES 2019B CLASS A3 3.500% 03/25/50		10/22/2019	JP MORGAN SECURITIES	12/01/2019	Paydown	33,433	33,866	33,433	33,433			(434)	(434)					135	98	
82852N-AC-2	SIERRA RECEIVABLES FUNDING CO SERIES 20193A CLASS C 3.000% 07/15/38		10/17/2019	BANK OF AMERICA	12/23/2019	Paydown	34,276	34,273	34,276	34,276			3	3					116		
3899999. Subtotal - Bonds - Industrial and Miscellaneous (Unaffiliated)							567,709	611,073	609,711	609,711			(1,363)	(1,363)					23,407	98	
8399998. Total - Bonds							567,709	611,073	609,711	609,711			(1,363)	(1,363)						23,407	98
8999998. Total - Preferred Stocks																					
9799998. Total - Common Stocks																					
9899999. Total - Preferred and Common Stocks																					
9999999 - Totals								611,073	609,711	609,711			(1,363)	(1,363)						23,407	98

Schedule D-Part 6-Section 1-Valuation of Shares of Subsidiary, Controlled or Affiliated Companies

NONE

Schedule D - Part 6 - Section 2

NONE

Schedule DA - Part 1 - Short-Term Investments Owned

NONE

Schedule DB - Part A - Section 1 - Options, Caps, Floors, Collars, Swaps and Forwards Open

NONE

Schedule DB - Part A - Section 2 - Options, Caps, Floors, Collars, Swaps and Forwards Terminated

NONE

Schedule DB - Part B - Section 1 - Futures Contracts Open

NONE

Schedule DB - Part B - Section 1B - Brokers with whom cash deposits have been made

NONE

Schedule DB - Part B - Section 2 - Futures Contracts Terminated

NONE

Schedule DB - Part D - Section 1 - Counterparty Exposure for Derivative Instruments Open

NONE

Schedule DB - Part D-Section 2 - Collateral for Derivative Instruments Open - Pledged By

NONE

Schedule DB - Part D-Section 2 - Collateral for Derivative Instruments Open - Pledged To

NONE

Schedule DB - Part E - Derivatives Hedging Variable Annuity Guarantees as of December 31 of
Current Year

NONE

Schedule DL - Part 1 - Reinvested Collateral Assets Owned

NONE

Schedule DL - Part 2 - Reinvested Collateral Assets Owned

NONE

ANNUAL STATEMENT FOR THE YEAR 2019 OF THE AMERICAN EQUITY INVESTMENT LIFE INSURANCE COMPANY OF NEW YORK

SCHEDULE E - PART 3 - SPECIAL DEPOSITS

States, Etc.	1 Type of Deposit	2 Purpose of Deposit	Deposits For the Benefit of All Policyholders		All Other Special Deposits	
			3 Book/Adjusted Carrying Value	4 Fair Value	5 Book/Adjusted Carrying Value	6 Fair Value
1. Alabama	AL					
2. Alaska	AK					
3. Arizona	AZ					
4. Arkansas	AR					
5. California	CA					
6. Colorado	CO					
7. Connecticut	CT					
8. Delaware	DE					
9. District of Columbia	DC					
10. Florida	FL					
11. Georgia	GA					
12. Hawaii	HI					
13. Idaho	ID					
14. Illinois	IL					
15. Indiana	IN					
16. Iowa	IA					
17. Kansas	KS					
18. Kentucky	KY					
19. Louisiana	LA					
20. Maine	ME					
21. Maryland	MD					
22. Massachusetts	MA					
23. Michigan	MI					
24. Minnesota	MN					
25. Mississippi	MS					
26. Missouri	MO					
27. Montana	MT					
28. Nebraska	NE					
29. Nevada	NV					
30. New Hampshire	NH					
31. New Jersey	NJ					
32. New Mexico	NM					
33. New York	NY	B. STATUTORY REQUIREMENT			404,555	509,375
34. North Carolina	NC					
35. North Dakota	ND					
36. Ohio	OH					
37. Oklahoma	OK					
38. Oregon	OR					
39. Pennsylvania	PA					
40. Rhode Island	RI					
41. South Carolina	SC					
42. South Dakota	SD					
43. Tennessee	TN					
44. Texas	TX					
45. Utah	UT					
46. Vermont	VT					
47. Virginia	VA					
48. Washington	WA					
49. West Virginia	WV					
50. Wisconsin	WI					
51. Wyoming	WY					
52. American Samoa	AS					
53. Guam	GU					
54. Puerto Rico	PR					
55. U.S. Virgin Islands	VI					
56. Northern Mariana Islands	MP					
57. Canada	CAN					
58. Aggregate Alien and Other	OT	XXX	XXX			
59. Subtotal	XXX	XXX			404,555	509,375
DETAILS OF WRITE-INS						
5801.						
5802.						
5803.						
5898. Summary of remaining write-ins for Line 58 from overflow page	XXX	XXX				
5899. Totals (Lines 5801 thru 5803 plus 5898)(Line 58 above)	XXX	XXX				



Relief from the five-year rotation requirement for lead audit partner



Relief from the one-year cooling off period for independent CPA



Relief from the Requirements for Audit Committees



SUPPLEMENT FOR THE YEAR 2019 OF THE AMERICAN EQUITY INVESTMENT LIFE INSURANCE COMPANY OF NEW YORK

MEDICARE SUPPLEMENT INSURANCE EXPERIENCE EXHIBIT

For The Year Ended December 31, 2019 (To Be Filed by March 1)

FOR THE STATE OF ... NAIC Group Code ... NAIC Company Code ... ADDRESS (City, State and Zip Code) ... Person Completing This Report ... Title ... Telephone Number

NONE NONE

Table with 18 columns: 1 Compliance with OBRA, 2 Policy Form Number, 3 Standardized Medicare Supplement Benefit Plan, 4 Medicare Select, 5 Plan Characteristics, 6 Date Approved, 7 Date Approval Withdrawn, 8 Date Last Amended, 9 Date Closed, 10 Policy Marketing Trade Name, 11 Premiums Earned, 12 Policies Issued Through 2016 Inurred Claims Amount, 13 Percent of Premiums Earned, 14 Number of Covered Lives, 15 Premiums Earned, 16 Policies Issued in 2017; 2018; 2019 Inurred Claims Amount, 17 Percent of Premiums Earned, 18 Number of Covered Lives.

- 1. If response in Column 1 is no, give full and complete details
2. Claims address and contact person provided to the Secretary of Health and Human Services as required by 42 U.S.C. 1395ss(c)(3)(E) for this state.
2.1 Address:
2.2 Contact Person and Phone Number:
3. Billing address and contact person for user fees established under 41 U.S.C. 1395u(h)(3)(B).
3.1 Address:
3.2 Contact Person and Phone Number:
4. Explain any policies identified above as policy type "O".



SUPPLEMENT FOR THE YEAR 2019 OF THE AMERICAN EQUITY INVESTMENT LIFE INSURANCE COMPANY
OF NEW YORK

MEDICARE PART D COVERAGE SUPPLEMENT
(Net of Reinsurance)

NAIC Group Code 2658

(To Be Filed by March 1)

NAIC Company Code 11135

	Individual Coverage		Group Coverage		5 Total Cash
	1 Insured	2 Uninsured	3 Insured	4 Uninsured	
1. Premiums Collected					
1.1 Standard Coverage					
1.11 With Reinsurance Coverage		XXX		XXX	
1.12 Without Reinsurance Coverage		XXX		XXX	
1.13 Risk-Corridor Payment Adjustments		XXX		XXX	
1.2 Supplemental Benefits		XXX		XXX	
2. Premiums Due and Uncollected-change					
2.1 Standard Coverage					
2.11 With Reinsurance Coverage		XXX		XXX	XXX
2.12 Without Reinsurance Coverage		XXX		XXX	XXX
2.2 Supplemental Benefits		XXX		XXX	XXX
3. Unearned Premium and Advance Premium-change					
3.1 Standard Coverage					
3.11 With Reinsurance Coverage		XXX		XXX	XXX
3.12 Without Reinsurance Coverage		XXX		XXX	XXX
3.2 Supplemental Benefits		XXX		XXX	XXX
4. Risk-Corridor Payment Adjustments-change					
4.1 Receivable		XXX		XXX	XXX
4.2 Payable		XXX		XXX	XXX
5. Earned Premiums					
5.1 Standard Coverage					
5.11 With Reinsurance Coverage		XXX		XXX	XXX
5.12 Without Reinsurance Coverage		XXX		XXX	XXX
5.13 Risk-Corridor Payment Adjustments		XXX		XXX	XXX
5.2 Supplemental Benefits		XXX		XXX	XXX
6. Total Premiums		XXX		XXX	
7. Claims Paid					
7.1 Standard Coverage					
7.11 With Reinsurance Coverage		XXX		XXX	
7.12 Without Reinsurance Coverage		XXX		XXX	
7.2 Supplemental Benefits		XXX		XXX	
8. Claim Reserves and Liabilities-change					
8.1 Standard Coverage					
8.11 With Reinsurance Coverage		XXX		XXX	XXX
8.12 Without Reinsurance Coverage		XXX		XXX	XXX
8.2 Supplemental Benefits		XXX		XXX	XXX
9. Health Care Receivables-change					
9.1 Standard Coverage					
9.11 With Reinsurance Coverage		XXX		XXX	XXX
9.12 Without Reinsurance Coverage		XXX		XXX	XXX
9.2 Supplemental Benefits		XXX		XXX	XXX
10. Claims Incurred					
10.1 Standard Coverage					
10.11 With Reinsurance Coverage		XXX		XXX	XXX
10.12 Without Reinsurance Coverage		XXX		XXX	XXX
10.2 Supplemental Benefits		XXX		XXX	XXX
11. Total Claims		XXX		XXX	
12. Reinsurance Coverage and Low Income Cost Sharing					
12.1 Claims Paid - Net of Reimbursements Applied	XXX		XXX		
12.2 Reimbursements Received but Not Applied-change	XXX		XXX		
12.3 Reimbursements Receivable-change	XXX		XXX		XXX
12.4 Health Care Receivables-change	XXX		XXX		XXX
13. Aggregate Policy Reserves-change					XXX
14. Expenses Paid		XXX		XXX	
15. Expenses Incurred		XXX		XXX	XXX
16. Underwriting Gain/Loss		XXX		XXX	XXX
17. Cash Flow Results	XXX	XXX	XXX	XXX	

NONE



Participating Opinion for Exhibit 5

Schedule SIS

NONE

Schedule SIS II

NONE

Schedule SIS III

NONE

Schedule SIS IV

NONE



**Actuarial Certifications Related to Hedging required by Actuarial
Guideline XLIII**



**Financial Officer Certification Related to Clearly Defined Hedging
Strategy required by Actuarial Guideline XLIII**



**Management Certification That the Valuation Reflects Management's
Intent required by Actuarial Guideline XLIII**



**Actuarial Certification Related to the Reserves required by Actuarial
Guideline XLIII**



Actuarial Opinion on X-Factors



Actuarial Opinion on Separate Accounts Funding Guaranteed Minimum Benefit



Actuarial Opinion on Synthetic Guaranteed Investment Contracts



**Reasonableness of Assumptions Certification required by Actuarial
Guideline XXXV**



**Reasonableness and Consistency of Assumptions Certification
Required by Actuarial Guideline XXXV**



**Reasonableness of Assumptions Certification for Implied Guaranteed
Rate Method Required by Actuarial Guideline XXXVI**



**Reasonableness and Consistency of Assumptions Certification
Required by Actuarial Guideline XXXVI (Updated Average Market Value)**



**Reasonableness and Consistency of Assumptions Certification
Required by Actuarial Guideline XXXVI (Updated Market Value)**



**Actuarial Certifications Related to Annuity Nonforfeiture Ongoing
Compliance for Equity Indexed Annuities**



Modified Guaranteed Annuity Model Regulation



**Actuarial Certification regarding the use of 2001 Preferred Class Tables
required by the Model Regulation Permitting the Recognition of
Preferred Mortality Tables for Use in Determining Minimum Reserve
Liabilities**

VM-20 Reserves Supplement - Part 1

NONE

VM-20 Reserves Supplement - Part 2

NONE

VM-20 Reserves Supplement - Part 3

NONE

VM-20 Reserves Supplement - Part 4

NONE

Supplemental Compensation Exhibit
***** Not Authorized *****

Supplement Schedule O - Part 1 Heading Information

N O N E

Supplement Schedule O - Part 1 Section A

N O N E

Supplement Schedule O - Part 1 Section B

N O N E

Supplement Schedule O - Part 1 Section C

N O N E

Supplement Schedule O - Part 1 Section D

N O N E

Supplement Schedule O - Part 1 Section E

N O N E

Supplement Schedule O - Part 1 Section F

N O N E

Supplement Schedule O - Part 1 Section G

N O N E

Supplement Schedule O - Part 2 Section A

N O N E

Supplement Schedule O - Part 2 Section B

N O N E

Supplement Schedule O - Part 2 Section C

N O N E

Supplement Schedule O - Part 2 Section D

N O N E

Supplement Schedule O - Part 2 Section E

N O N E

Supplement Schedule O - Part 2 Section F

N O N E

Supplement Schedule O - Part 2 Section G

N O N E

Supplement Schedule O - Part 3 Section A

N O N E

Supplement Schedule O - Part 3 Section B

N O N E

Supplement Schedule O - Part 3 Section C

N O N E

Supplement Schedule O - Part 3 Section D

N O N E

Supplement Schedule O - Part 3 Section E

N O N E

Supplement Schedule O - Part 3 Section F

N O N E

Supplement Schedule O - Part 3 Section G

N O N E

Supplement Schedule O - Part 4 Section A

N O N E

Supplement Schedule O - Part 4 Section B

N O N E

Supplement Schedule O - Part 4 Section C

N O N E

Supplement Schedule O - Part 4 Section D

N O N E

Supplement Schedule O - Part 4 Section E

N O N E

Supplement Schedule O - Part 4 Section F

N O N E

Supplement Schedule O - Part 4 Section G

N O N E

Supplement Schedule O - Part 5

N O N E

Trusted Surplus - Cover

N O N E

Trusted Surplus Statement - Assets

N O N E

Trusted Surplus Statement and Trusted Surplus - Liabilities

N O N E

OVERFLOW PAGE FOR WRITE-INS

NONE

Workers Compensation Carve-Out Supplement - Heading Information

NONE

Workers Compensation Carve-Out Supplement - Part 1 - Premiums Earned

NONE

Workers Compensation Carve-Out Supplement - Part 2 - Premiums Written

NONE

Workers Compensation Carve-Out Supplement - Part 3 - Losses Paid and Incurred

NONE

Workers Compensation Carve-Out Supplement - Part 4 - Unpaid Losses and Loss Adjustment Exp.

NONE

Workers Compensation Carve-Out Supplement - Schedule F Part 1

NONE

Workers Compensation Carve-Out Supplement - Schedule F Part 2

NONE

Workers Compensation Carve-Out Supplement - Schedule P Part 1

NONE

Workers Compensation Carve-Out Supplement - Schedule P Part 2

NONE

Workers Compensation Carve-Out Supplement - Schedule P Part 3

NONE

Workers Compensation Carve-Out Supplement - Schedule P Part 4

NONE

Workers Compensation Carve-Out Supplement - Schedule P Part 5 Section 1

NONE

Workers Compensation Carve-Out Supplement - Schedule P Part 5 Section 2

NONE

Workers Compensation Carve-Out Supplement - Schedule P Part 5 Section 3

NONE

Workers Compensation Carve-Out Supplement - Schedule P Part 6 Section 1

N O N E

Workers Compensation Carve-Out Supplement - Schedule P Part 6 Section 2

N O N E

ALPHABETICAL INDEX

ANNUAL STATEMENT BLANK

Analysis of Increase in Reserves During The Year	7.1
Analysis of Operations By Lines of Business	6
Asset Valuation Reserve Default Component	30
Asset Valuation Reserve Equity	32
Asset Valuation Reserve Replications (Synthetic) Assets	35
Asset Valuation Reserve	29
Assets	2
Cash Flow	5
Exhibit 1 - Part 1 - Premiums and Annuity Considerations for Life and Accident and Health Contracts	9
Exhibit 1 - Part 2 - Dividends and Coupons Applied, Reinsurance Commissions and Expense	10
Exhibit 2 - General Expenses	11
Exhibit 3 - Taxes, Licenses and Fees (Excluding Federal Income Taxes)	11
Exhibit 4 - Dividends or Refunds	11
Exhibit 5 - Aggregate Reserve for Life Contracts	12
Exhibit 5 - Interrogatories	13
Exhibit 5A - Changes in Bases of Valuation During The Year	13
Exhibit 6 - Aggregate Reserves for Accident and Health Contracts	14
Exhibit 7 - Deposit-Type Contracts	15
Exhibit 8 - Claims for Life and Accident and Health Contracts - Part 1	16
Exhibit 8 - Claims for Life and Accident and Health Contracts - Part 2	17
Exhibit of Capital Gains (Losses)	8
Exhibit of Life Insurance	25
Exhibit of Net Investment Income	8
Exhibit of Nonadmitted Assets	18
Exhibit of Number of Policies, Contracts, Certificates, Income Payable and Account Values	27
Five-Year Historical Data	22
Form for Calculating the Interest Maintenance Reserve (IMR)	28
General Interrogatories	20
Jurat Page	1
Liabilities, Surplus and Other Funds	3
Life Insurance (State Page)	24
Notes To Financial Statements	19
Overflow Page For Write-ins	55
Schedule A - Part 1	E01
Schedule A - Part 2	E02
Schedule A - Part 3	E03
Schedule A - Verification Between Years	SI02
Schedule B - Part 1	E04
Schedule B - Part 2	E05
Schedule B - Part 3	E06
Schedule B - Verification Between Years	SI02
Schedule BA - Part 1	E07
Schedule BA - Part 2	E08
Schedule BA - Part 3	E09
Schedule BA - Verification Between Years	SI03
Schedule D - Part 1	E10
Schedule D - Part 1A - Section 1	SI05
Schedule D - Part 1A - Section 2	SI08
Schedule D - Part 2 - Section 1	E11
Schedule D - Part 2 - Section 2	E12
Schedule D - Part 3	E13
Schedule D - Part 4	E14
Schedule D - Part 5	E15
Schedule D - Part 6 - Section 1	E16
Schedule D - Part 6 - Section 2	E16
Schedule D - Summary By Country	SI04
Schedule D - Verification Between Years	SI03
Schedule DA - Part 1	E17
Schedule DA - Verification Between Years	SI10

ANNUAL STATEMENT BLANK (Continued)

Schedule DB - Part A - Section 1	E18
Schedule DB - Part A - Section 2	E19
Schedule DB - Part A - Verification Between Years	SI11
Schedule DB - Part B - Section 1	E20
Schedule DB - Part B - Section 2	E21
Schedule DB - Part B - Verification Between Years	SI11
Schedule DB - Part C - Section 1	SI12
Schedule DB - Part C - Section 2	SI13
Schedule DB - Part D - Section 1	E22
Schedule DB - Part D - Section 2	E23
Schedule DB - Part E	E24
Schedule DB - Verification	SI14
Schedule DL - Part 1	E25
Schedule DL - Part 2	E26
Schedule E - Part 1 - Cash	E27
Schedule E - Part 2 - Cash Equivalents	E28
Schedule E - Part 2 - Verification Between Years	SI15
Schedule E - Part 3 - Special Deposits	E29
Schedule F	36
Schedule H - Accident and Health Exhibit - Part 1	37
Schedule H - Part 2, Part 3 and Part 4	38
Schedule H - Part 5 - Health Claims	39
Schedule S - Part 1 - Section 1	40
Schedule S - Part 1 - Section 2	41
Schedule S - Part 2	42
Schedule S - Part 3 - Section 1	43
Schedule S - Part 3 - Section 2	44
Schedule S - Part 4	45
Schedule S - Part 5	46
Schedule S - Part 6	47
Schedule S - Part 7	48
Schedule T - Part 2 Interstate Compact	50
Schedule T - Premiums and Annuity Considerations	49
Schedule Y - Information Concerning Activities of Insurer Members of a Holding Company Group	51
Schedule Y - Part 1A - Detail of Insurance Holding Company System	52
Schedule Y - Part 2 - Summary of Insurer's Transactions With Any Affiliates	53
Summary Investment Schedule	SI01
Summary of Operations	4
Supplemental Exhibits and Schedules Interrogatories	54