



LIFE, AND ACCIDENT AND HEALTH COMPANIES/FRATERNAL BENEFIT SOCIETIES - ASSOCIATION EDITION

ANNUAL STATEMENT

FOR THE YEAR ENDED DECEMBER 31, 2022
OF THE CONDITION AND AFFAIRS OF THE

American Equity Investment Life Insurance Company

NAIC Group Code 2658 2658 NAIC Company Code 92738 Employer's ID Number 42-1153896
(Current) (Prior)

Organized under the Laws of Iowa State of Domicile or Port of Entry IA

Country of Domicile United States of America

Licensed as business type: Life, Accident and Health [X] Fraternal Benefit Societies []

Incorporated/Organized 12/19/1980 Commenced Business 01/01/1981

Statutory Home Office 6000 Westown Parkway West Des Moines, IA, US 50266-5921
(Street and Number) (City or Town, State, Country and Zip Code)

Main Administrative Office 6000 Westown Parkway
(Street and Number)
West Des Moines, IA, US 50266-5921 515-221-0002
(City or Town, State, Country and Zip Code) (Area Code) (Telephone Number)

Mail Address PO Box 71216 Des Moines, IA, US 50325
(Street and Number or P.O. Box) (City or Town, State, Country and Zip Code)

Primary Location of Books and Records 6000 Westown Parkway
(Street and Number)
West Des Moines, IA, US 50266-5921 515-221-0002
(City or Town, State, Country and Zip Code) (Area Code) (Telephone Number)

Internet Website Address www.american-equity.com

Statutory Statement Contact Chelsea Jennifer Fichtner 515-273-3876
(Name) (Area Code) (Telephone Number)
chelsea.fichtner@american-equity.com 515-440-2715
(E-mail Address) (FAX Number)

OFFICERS

Chief Executive Officer & President Anant Bhalla Senior Vice President and Chief Accounting Officer Jimmy Dewayne Lummus #
Chief of Staff and Secretary Shari Wood # Senior Vice President & Chief Corporate Actuary Christopher Alan Plucar

OTHER

DIRECTORS OR TRUSTEES

Anant Bhalla Axel Andre Ronald James Grensteiner
James Louis Hamalainen Jeff David Lorenzen

State of Iowa SS
County of Polk

The officers of this reporting entity being duly sworn, each depose and say that they are the described officers of said reporting entity, and that on the reporting period stated above, all of the herein described assets were the absolute property of the said reporting entity, free and clear from any liens or claims thereon, except as herein stated, and that this statement, together with related exhibits, schedules and explanations therein contained, annexed or referred to, is a full and true statement of all the assets and liabilities and of the condition and affairs of the said reporting entity as of the reporting period stated above, and of its income and deductions therefrom for the period ended, and have been completed in accordance with the NAIC Annual Statement Instructions and Accounting Practices and Procedures manual except to the extent that: (1) state law may differ; or, (2) that state rules or regulations require differences in reporting not related to accounting practices and procedures, according to the best of their information, knowledge and belief, respectively. Furthermore, the scope of this attestation by the described officers also includes the related corresponding electronic filing with the NAIC, when required, that is an exact copy (except for formatting differences due to electronic filing) of the enclosed statement. The electronic filing may be requested by various regulators in lieu of or in addition to the enclosed statement.

Anant Bhalla Shari Wood Jimmy Dewayne Lummus
Chief Executive Officer & President Chief of Staff and Secretary Senior Vice President and Chief Accounting Officer

Subscribed and sworn to before me this 15th day of February 2023

Tiffany Ferrin
Tiffany Ferrin

March 8, 2025



- a. Is this an original filing? Yes [X] No []
b. If no,
1. State the amendment number.....
2. Date filed
3. Number of pages attached.....

ASSETS

	Current Year			Prior Year
	1	2	3	4
	Assets	Nonadmitted Assets	Net Admitted Assets (Cols. 1 – 2)	Net Admitted Assets
1. Bonds (Schedule D)	44,406,672,883		44,406,672,883	47,113,897,532
2. Stocks (Schedule D):				
2.1 Preferred stocks	35,423,918		35,423,918	50,940,039
2.2 Common stocks	488,631,155		488,631,155	490,043,022
3. Mortgage loans on real estate (Schedule B):				
3.1 First liens	7,650,631,822		7,650,631,822	6,192,693,809
3.2 Other than first liens.....				
4. Real estate (Schedule A):				
4.1 Properties occupied by the company (less \$ encumbrances)				
4.2 Properties held for the production of income (less \$ encumbrances)				
4.3 Properties held for sale (less \$ encumbrances)				
5. Cash (\$(95,765,393) , Schedule E - Part 1), cash equivalents (\$ 1,291,254,075 , Schedule E - Part 2) and short-term investments (\$ 1,320,702,851 , Schedule DA)	2,516,191,533		2,516,191,533	3,818,265,839
6. Contract loans (including \$ premium notes)	733,562		733,562	752,389
7. Derivatives (Schedule DB)	393,140,280		393,140,280	379,441,218
8. Other invested assets (Schedule BA)	1,448,477,893		1,448,477,893	1,338,461,951
9. Receivables for securities	702,523,858		702,523,858	36,845,091
10. Securities lending reinvested collateral assets (Schedule DL)				
11. Aggregate write-ins for invested assets				
12. Subtotals, cash and invested assets (Lines 1 to 11)	57,642,426,904		57,642,426,904	59,421,340,889
13. Title plants less \$ charged off (for Title insurers only)				
14. Investment income due and accrued	495,216,798	3,865,170	491,351,628	452,973,100
15. Premiums and considerations:				
15.1 Uncollected premiums and agents' balances in the course of collection.....	912,722	839,160	73,562	181,703
15.2 Deferred premiums, agents' balances and installments booked but deferred and not yet due (including \$ earned but unbilled premiums)	970,793		970,793	1,035,693
15.3 Accrued retrospective premiums (\$) and contracts subject to redetermination (\$)				
16. Reinsurance:				
16.1 Amounts recoverable from reinsurers				
16.2 Funds held by or deposited with reinsured companies				
16.3 Other amounts receivable under reinsurance contracts	508,533,296	209,936,818	298,596,478	22,890,199
17. Amounts receivable relating to uninsured plans				
18.1 Current federal and foreign income tax recoverable and interest thereon				
18.2 Net deferred tax asset	158,211,986		158,211,986	123,293,729
19. Guaranty funds receivable or on deposit				
20. Electronic data processing equipment and software	9,994,249	8,909,931	1,084,318	1,155,849
21. Furniture and equipment, including health care delivery assets (\$)	5,404,284	5,404,284		
22. Net adjustment in assets and liabilities due to foreign exchange rates				
23. Receivables from parent, subsidiaries and affiliates	857,088		857,088	14,888,838
24. Health care (\$) and other amounts receivable				
25. Aggregate write-ins for other than invested assets	402,593,342	3,827,654	398,765,688	384,660,381
26. Total assets excluding Separate Accounts, Segregated Accounts and Protected Cell Accounts (Lines 12 to 25)	59,225,121,462	232,783,017	58,992,338,445	60,422,420,380
27. From Separate Accounts, Segregated Accounts and Protected Cell Accounts				
28. Total (Lines 26 and 27)	59,225,121,462	232,783,017	58,992,338,445	60,422,420,380
DETAILS OF WRITE-INS				
1101.				
1102.				
1103.				
1198. Summary of remaining write-ins for Line 11 from overflow page				
1199. Totals (Lines 1101 thru 1103 plus 1198)(Line 11 above)				
2501. COLI	397,683,129		397,683,129	384,254,313
2502. PREPAID ASSETS	2,554,908	2,554,908		
2503. MISCELLANEOUS RECEIVABLES	2,325,773	1,272,746	1,053,027	376,398
2598. Summary of remaining write-ins for Line 25 from overflow page	29,532		29,532	29,671
2599. Totals (Lines 2501 thru 2503 plus 2598)(Line 25 above)	402,593,342	3,827,654	398,765,688	384,660,381

LIABILITIES, SURPLUS AND OTHER FUNDS

	1	2
	Current Year	Prior Year
1. Aggregate reserve for life contracts \$ 44,731,059,744 (Exh. 5, Line 9999999) less \$ included in Line 6.3 (including \$ 6,373,680,625 Modco Reserve)	44,731,059,744	48,808,006,893
2. Aggregate reserve for accident and health contracts (including \$ Modco Reserve)	452,845	501,439
3. Liability for deposit-type contracts (Exhibit 7, Line 14, Col. 1) (including \$ 798,006 Modco Reserve)	500,651,636	213,790,029
4. Contract claims:		
4.1 Life (Exhibit 8, Part 1, Line 4.4, Col. 1 less sum of Cols. 9, 10 and 11)	186,255,148	181,496,710
4.2 Accident and health (Exhibit 8, Part 1, Line 4.4, sum of Cols. 9, 10 and 11)	3,000	1,500
5. Policyholders' dividends/refunds to members \$ and coupons \$ due and unpaid (Exhibit 4, Line 10)		
6. Provision for policyholders' dividends, refunds to members and coupons payable in following calendar year - estimated amounts:		
6.1 Policyholders' dividends and refunds to members apportioned for payment (including \$ Modco)		
6.2 Policyholders' dividends and refunds to members not yet apportioned (including \$ Modco)		
6.3 Coupons and similar benefits (including \$ Modco)		
7. Amount provisionally held for deferred dividend policies not included in Line 6		
8. Premiums and annuity considerations for life and accident and health contracts received in advance less \$ discount; including \$ 3,119 accident and health premiums (Exhibit 1, Part 1, Col. 1, sum of lines 4 and 14)	25,081	28,607
9. Contract liabilities not included elsewhere:		
9.1 Surrender values on canceled contracts		
9.2 Provision for experience rating refunds, including the liability of \$ accident and health experience rating refunds of which \$ is for medical loss ratio rebate per the Public Health Service Act		
9.3 Other amounts payable on reinsurance, including \$ assumed and \$ ceded		
9.4 Interest maintenance reserve (IMR, Line 6)	(8,003,217)	73,496,177
10. Commissions to agents due or accrued-life and annuity contracts \$ 17,725,215 accident and health \$ and deposit-type contract funds \$	17,725,214	13,295,258
11. Commissions and expense allowances payable on reinsurance assumed		
12. General expenses due or accrued (Exhibit 2, Line 12, Col. 7)	37,491,632	19,386,737
13. Transfers to Separate Accounts due or accrued (net) (including \$ accrued for expense allowances recognized in reserves, net of reinsured allowances)		
14. Taxes, licenses and fees due or accrued, excluding federal income taxes (Exhibit 3, Line 9, Col. 6)	98,103	2,926,553
15.1 Current federal and foreign income taxes, including \$ on realized capital gains (losses)	208,079,610	47,158,305
15.2 Net deferred tax liability		
16. Unearned investment income		
17. Amounts withheld or retained by reporting entity as agent or trustee	5,861,826	5,755,733
18. Amounts held for agents' account, including \$ agents' credit balances		
19. Remittances and items not allocated	32,762,822	30,849,470
20. Net adjustment in assets and liabilities due to foreign exchange rates		
21. Liability for benefits for employees and agents if not included above		
22. Borrowed money \$ and interest thereon \$		
23. Dividends to stockholders declared and unpaid		
24. Miscellaneous liabilities:		
24.01 Asset valuation reserve (AVR, Line 16, Col. 7)	512,999,156	347,507,829
24.02 Reinsurance in unauthorized and certified (\$) companies	59,240,448	
24.03 Funds held under reinsurance treaties with unauthorized and certified (\$) reinsurers	7,172,941,409	4,591,252,087
24.04 Payable to parent, subsidiaries and affiliates	2,505,931	5,265,320
24.05 Drafts outstanding		
24.06 Liability for amounts held under uninsured plans		
24.07 Funds held under coinsurance	676,383,290	563,802,573
24.08 Derivatives		
24.09 Payable for securities	405,601,003	34,908,122
24.10 Payable for securities lending		
24.11 Capital notes \$ and interest thereon \$		
25. Aggregate write-ins for liabilities	757,601,983	1,404,459,176
26. Total liabilities excluding Separate Accounts business (Lines 1 to 25)	55,299,736,664	56,343,888,516
27. From Separate Accounts Statement		
28. Total liabilities (Lines 26 and 27)	55,299,736,664	56,343,888,516
29. Common capital stock	2,500,000	2,500,000
30. Preferred capital stock		
31. Aggregate write-ins for other than special surplus funds		
32. Surplus notes	51,000,000	51,000,000
33. Gross paid in and contributed surplus (Page 3, Line 33, Col. 2 plus Page 4, Line 51.1, Col. 1)	1,596,229,012	1,586,600,540
34. Aggregate write-ins for special surplus funds		
35. Unassigned funds (surplus)	2,042,872,769	2,438,431,325
36. Less treasury stock, at cost:		
36.1 shares common (value included in Line 29 \$)		
36.2 shares preferred (value included in Line 30 \$)		
37. Surplus (Total Lines 31+32+33+34+35-36) (including \$ in Separate Accounts Statement)	3,690,101,781	4,076,031,864
38. Totals of Lines 29, 30 and 37 (Page 4, Line 55)	3,692,601,781	4,078,531,864
39. Totals of Lines 28 and 38 (Page 2, Line 28, Col. 3)	58,992,338,445	60,422,420,381
DETAILS OF WRITE-INS		
2501. INTEREST RATE DERIVATIVE COLLATERAL	441,346,289	1,293,317,176
2502. AMOUNT DUE REINSURERS	315,079,912	111,058,350
2503. INT EXP D&A INT RATE SWAPS	951,615	
2598. Summary of remaining write-ins for Line 25 from overflow page	224,167	83,650
2599. Totals (Lines 2501 thru 2503 plus 2598)(Line 25 above)	757,601,983	1,404,459,176
3101.		
3102.		
3103.		
3198. Summary of remaining write-ins for Line 31 from overflow page		
3199. Totals (Lines 3101 thru 3103 plus 3198)(Line 31 above)		
3401.		
3402.		
3403.		
3498. Summary of remaining write-ins for Line 34 from overflow page		
3499. Totals (Lines 3401 thru 3403 plus 3498)(Line 34 above)		

ANNUAL STATEMENT FOR THE YEAR 2022 OF THE AMERICAN EQUITY INVESTMENT LIFE INSURANCE COMPANY

SUMMARY OF OPERATIONS

	1 Current Year	2 Prior Year
1. Premiums and annuity considerations for life and accident and health contracts (Exhibit 1, Part 1, Line 20.4, Col. 1, less Col. 11)	(2,299,042,944)	(4,146,608,491)
2. Considerations for supplementary contracts with life contingencies	5,391,023	8,352,499
3. Net investment income (Exhibit of Net Investment Income, Line 17)	2,143,581,387	3,456,916,347
4. Amortization of Interest Maintenance Reserve (IMR, Line 5)	(8,065,827)	(5,703,840)
5. Separate Accounts net gain from operations excluding unrealized gains or losses		
6. Commissions and expense allowances on reinsurance ceded (Exhibit 1, Part 2, Line 26.1, Col. 1)	329,450,822	1,903,134,746
7. Reserve adjustments on reinsurance ceded	175,428,265	2,378,342,405
8. Miscellaneous Income:		
8.1 Income from fees associated with investment management, administration and contract guarantees from Separate Accounts		
8.2 Charges and fees for deposit-type contracts		
8.3 Aggregate write-ins for miscellaneous income	1,140	14,677
9. Total (Lines 1 to 8.3)	346,743,866	3,594,448,343
10. Death benefits	2,426,731	2,620,872
11. Matured endowments (excluding guaranteed annual pure endowments)		
12. Annuity benefits (Exhibit 8, Part 2, Line 6.4, Cols. 4 + 8)	1,206,220,905	1,278,789,702
13. Disability benefits and benefits under accident and health contracts	80,010	75,751
14. Coupons, guaranteed annual pure endowments and similar benefits		
15. Surrender benefits and withdrawals for life contracts	2,240,031,002	2,774,917,661
16. Group conversions		
17. Interest and adjustments on contract or deposit-type contract funds	6,971,197	9,290,256
18. Payments on supplementary contracts with life contingencies	17,094,366	18,623,168
19. Increase in aggregate reserves for life and accident and health contracts	(4,018,856,332)	(2,075,972,574)
20. Totals (Lines 10 to 19)	(546,032,121)	2,008,344,836
21. Commissions on premiums, annuity considerations, and deposit-type contract funds (direct business only) (Exhibit 1, Part 2, Line 31, Col. 1)	269,565,469	291,226,295
22. Commissions and expense allowances on reinsurance assumed (Exhibit 1, Part 2, Line 26.2, Col. 1)	17,689,998	76,234,515
23. General insurance expenses and fraternal expenses (Exhibit 2, Line 10, Cols. 1, 2, 3, 4 and 6)	159,102,867	162,516,398
24. Insurance taxes, licenses and fees, excluding federal income taxes (Exhibit 3, Line 7, Cols. 1 + 2 + 3 + 5)	21,607,729	17,244,710
25. Increase in loading on deferred and uncollected premiums	(13,020)	(7,815)
26. Net transfers to or (from) Separate Accounts net of reinsurance		
27. Aggregate write-ins for deductions	176,018,389	1,673,579,858
28. Totals (Lines 20 to 27)	97,939,311	4,229,138,796
29. Net gain from operations before dividends to policyholders, refunds to members and federal income taxes (Line 9 minus Line 28)	248,804,555	(634,690,453)
30. Dividends to policyholders and refunds to members		
31. Net gain from operations after dividends to policyholders, refunds to members and before federal income taxes (Line 29 minus Line 30)	248,804,555	(634,690,453)
32. Federal and foreign income taxes incurred (excluding tax on capital gains)	77,973,918	210,936,509
33. Net gain from operations after dividends to policyholders, refunds to members and federal income taxes and before realized capital gains or (losses) (Line 31 minus Line 32)	170,830,636	(845,626,962)
34. Net realized capital gains (losses) (excluding gains (losses) transferred to the IMR) less capital gains tax of \$ (5,358,752) (excluding taxes of \$ (10,027,990) transferred to the IMR)	(18,973,304)	(18,190,857)
35. Net income (Line 33 plus Line 34)	151,857,332	(863,817,819)
CAPITAL AND SURPLUS ACCOUNT		
36. Capital and surplus, December 31, prior year (Page 3, Line 38, Col. 2)	4,078,531,864	3,728,731,985
37. Net income (Line 35)	151,857,332	(863,817,819)
38. Change in net unrealized capital gains (losses) less capital gains tax of \$ 22,865,960	86,128,368	75,178,332
39. Change in net unrealized foreign exchange capital gain (loss)		
40. Change in net deferred income tax	57,784,217	48,016,145
41. Change in nonadmitted assets	(75,387,043)	(145,640,799)
42. Change in liability for reinsurance in unauthorized and certified companies	(59,240,448)	
43. Change in reserve on account of change in valuation basis, (increase) or decrease		
44. Change in asset valuation reserve	(165,491,327)	(105,774,790)
45. Change in treasury stock (Page 3, Lines 36.1 and 36.2, Col. 2 minus Col. 1)		
46. Surplus (contributed to) withdrawn from Separate Accounts during period		
47. Other changes in surplus in Separate Accounts Statement		
48. Change in surplus notes		
49. Cumulative effect of changes in accounting principles		
50. Capital changes:		
50.1 Paid in		
50.2 Transferred from surplus (Stock Dividend)		
50.3 Transferred to surplus		
51. Surplus adjustment:		
51.1 Paid in		
51.2 Transferred to capital (Stock Dividend)		
51.3 Transferred from capital		
51.4 Change in surplus as a result of reinsurance		(69,756,874)
52. Dividends to stockholders	(325,000,000)	(250,000,000)
53. Aggregate write-ins for gains and losses in surplus	(56,581,182)	1,661,595,684
54. Net change in capital and surplus for the year (Lines 37 through 53)	(385,930,083)	349,799,879
55. Capital and surplus, December 31, current year (Lines 36 + 54) (Page 3, Line 38)	3,692,601,781	4,078,531,864
DETAILS OF WRITE-INS		
08.301. MISCELLANEOUS INCOME	1,140	14,677
08.302.		
08.303.		
08.398. Summary of remaining write-ins for Line 8.3 from overflow page		
08.399. Totals (Lines 08.301 thru 08.303 plus 08.398)(Line 8.3 above)	1,140	14,677
2701. INCOME ON FUNDS HELD UNDER REINSURANCE TREATIES WITH UNAUTHORIZED REINSURERS	192,624,032	35,797,192
2702. REINSURANCE EXPENSE- ITHACA	(80,762,677)	
2703. DEFERRAL OF REINSURANCE GAIN AND TRANSFER OF IMR ON AEL RE VERMONT	30,869,487	1,283,828,456
2798. Summary of remaining write-ins for Line 27 from overflow page	33,287,547	353,954,210
2799. Totals (Lines 2701 thru 2703 plus 2798)(Line 27 above)	176,018,389	1,673,579,858
5301. AEL RE VERMONT REINSURANCE TRANSACTION	(193,949,388)	1,260,109,269
5302. ITHACA REINSURANCE TRANSACTION	126,127,140	
5303. STOCK-BASED COMPENSATION	9,607,470	14,350,961
5398. Summary of remaining write-ins for Line 53 from overflow page	1,633,596	387,135,454
5399. Totals (Lines 5301 thru 5303 plus 5398)(Line 53 above)	(56,581,182)	1,661,595,684

ANNUAL STATEMENT FOR THE YEAR 2022 OF THE AMERICAN EQUITY INVESTMENT LIFE INSURANCE COMPANY

CASH FLOW

	1	2
	Current Year	Prior Year
Cash from Operations		
1. Premiums collected net of reinsurance	(2,293,567,804)	(4,101,108,990)
2. Net investment income	3,007,409,628	4,011,105,445
3. Miscellaneous income	(3,489,436,887)	20,475,854
4. Total (Lines 1 through 3)	(2,775,595,063)	(69,527,691)
5. Benefit and loss related payments	3,461,091,929	4,040,269,904
6. Net transfers to Separate Accounts, Segregated Accounts and Protected Cell Accounts		
7. Commissions, expenses paid and aggregate write-ins for deductions	466,099,265	537,095,355
8. Dividends paid to policyholders		
9. Federal and foreign income taxes paid (recovered) net of \$ tax on capital gains (losses)	(98,334,130)	132,666,792
10. Total (Lines 5 through 9)	3,828,857,064	4,710,032,051
11. Net cash from operations (Line 4 minus Line 10)	(6,604,452,127)	(4,779,559,743)
Cash from Investments		
12. Proceeds from investments sold, matured or repaid:		
12.1 Bonds	11,017,325,958	6,087,533,444
12.2 Stocks	132,658,531	361,509,421
12.3 Mortgage loans	1,954,865,605	887,409,497
12.4 Real estate		
12.5 Other invested assets	997,769,168	181,329,592
12.6 Net gains or (losses) on cash, cash equivalents and short-term investments	(3,084,084)	(152,057)
12.7 Miscellaneous proceeds		
12.8 Total investment proceeds (Lines 12.1 to 12.7)	14,099,535,178	7,517,629,897
13. Cost of investments acquired (long-term only):		
13.1 Bonds	8,629,143,850	9,885,872,847
13.2 Stocks	153,190,243	550,862,753
13.3 Mortgage loans	3,430,502,344	2,598,899,151
13.4 Real estate		
13.5 Other invested assets	933,580,550	499,912,948
13.6 Miscellaneous applications	729,518,739	698,478,376
13.7 Total investments acquired (Lines 13.1 to 13.6)	13,875,935,726	14,234,026,075
14. Net increase (decrease) in contract loans and premium notes	(18,827)	(76,970)
15. Net cash from investments (Line 12.8 minus Line 13.7 minus Line 14)	223,618,279	(6,716,319,207)
Cash from Financing and Miscellaneous Sources		
16. Cash provided (applied):		
16.1 Surplus notes, capital notes		
16.2 Capital and paid in surplus, less treasury stock	(91,286)	
16.3 Borrowed funds		
16.4 Net deposits on deposit-type contracts and other insurance liabilities	279,890,410	(20,600,796)
16.5 Dividends to stockholders	325,000,000	250,000,000
16.6 Other cash provided (applied)	5,123,960,421	8,280,955,841
17. Net cash from financing and miscellaneous sources (Lines 16.1 to 16.4 minus Line 16.5 plus Line 16.6)	5,078,759,545	8,010,355,045
RECONCILIATION OF CASH, CASH EQUIVALENTS AND SHORT-TERM INVESTMENTS		
18. Net change in cash, cash equivalents and short-term investments (Line 11, plus Lines 15 and 17)	(1,302,074,303)	(3,485,523,905)
19. Cash, cash equivalents and short-term investments:		
19.1 Beginning of year	3,818,265,836	7,303,789,741
19.2 End of year (Line 18 plus Line 19.1)	2,516,191,533	3,818,265,836

Note: Supplemental disclosures of cash flow information for non-cash transactions:

--	--	--

ANNUAL STATEMENT FOR THE YEAR 2022 OF THE AMERICAN EQUITY INVESTMENT LIFE INSURANCE COMPANY

ANALYSIS OF OPERATIONS BY LINES OF BUSINESS - SUMMARY

	1	2	3	4	5	6	7	8	9
	Total	Individual Life	Group Life	Individual Annuities	Group Annuities	Accident and Health	Fraternal	Other Lines of Business	YRT Mortality Risk Only
1. Premiums and annuity considerations for life and accident and health contracts	(2,299,042,944)	2,566,559		(2,301,656,084)		46,581			
2. Considerations for supplementary contracts with life contingencies	5,391,023	XXX	XXX	5,391,023		XXX	XXX		XXX
3. Net investment income	2,143,581,387	1,326,089	3,086	2,142,227,917		24,295			
4. Amortization of Interest Maintenance Reserve (IMR)	(8,065,827)	(4,408)	(10)	(8,061,328)		(81)			
5. Separate Accounts net gain from operations excluding unrealized gains or losses							XXX		
6. Commissions and expense allowances on reinsurance ceded	329,450,822	8,807		329,442,015			XXX		
7. Reserve adjustments on reinsurance ceded	175,428,265			175,428,265			XXX		
8. Miscellaneous Income:									
8.1 Income from fees associated with investment management, administration and contract guarantees from Separate Accounts							XXX		
8.2 Charges and fees for deposit-type contracts						XXX	XXX		
8.3 Aggregate write-ins for miscellaneous income	1,141			1,141					
9. Totals (Lines 1 to 8.3)	346,743,867	3,897,047	3,076	342,772,949		70,795			
10. Death benefits	2,426,731	2,426,731				XXX	XXX		
11. Matured endowments (excluding guaranteed annual pure endowments)						XXX	XXX		
12. Annuity benefits	1,206,220,905	XXX	XXX	1,206,220,905		XXX	XXX		XXX
13. Disability benefits and benefits under accident and health contracts	80,010					80,010	XXX		
14. Coupons, guaranteed annual pure endowments and similar benefits							XXX		
15. Surrender benefits and withdrawals for life contracts	2,240,031,002	850,243		2,239,180,759		XXX	XXX		
16. Group conversions							XXX		
17. Interest and adjustments on contract or deposit-type contract funds	6,971,197			6,971,197			XXX		
18. Payments on supplementary contracts with life contingencies	17,094,366			17,094,366		XXX	XXX		
19. Increase in aggregate reserves for life and accident and health contracts	(4,018,856,332)	(612,033)	(25,805)	(4,018,169,900)		(48,594)	XXX		
20. Totals (Lines 10 to 19)	(546,032,121)	2,664,941	(25,805)	(548,702,673)		31,416	XXX		
21. Commissions on premiums, annuity considerations and deposit-type contract funds (direct business only)	269,565,469	48,223		269,517,246					XXX
22. Commissions and expense allowances on reinsurance assumed	17,689,998			17,689,932		66	XXX		
23. General insurance expenses and fraternal expenses	159,102,867	86,946	202	159,014,125		1,594			
24. Insurance taxes, licenses and fees, excluding federal income taxes	21,607,730	11,807	28	21,595,678		217			
25. Increase in loading on deferred and uncollected premiums	(13,020)	(13,020)					XXX		
26. Net transfers to or (from) Separate Accounts net of reinsurance							XXX		
27. Aggregate write-ins for deductions	176,018,388			176,018,388					
28. Totals (Lines 20 to 27)	97,939,311	2,798,897	(25,575)	95,132,696		33,293			
29. Net gain from operations before dividends to policyholders, refunds to members and federal income taxes (Line 9 minus Line 28)	248,804,556	1,098,150	28,651	247,640,253		37,502			
30. Dividends to policyholders and refunds to members							XXX		
31. Net gain from operations after dividends to policyholders, refunds to members and before federal income taxes (Line 29 minus Line 30)	248,804,556	1,098,150	28,651	247,640,253		37,502			
32. Federal income taxes incurred (excluding tax on capital gains)	77,973,918	344,154	8,979	77,609,032		11,753			
33. Net gain from operations after dividends to policyholders, refunds to members and federal income taxes and before realized capital gains or (losses) (Line 31 minus Line 32)	170,830,638	753,996	19,672	170,031,221		25,749			
34. Policies/certificates in force end of year	631,270	5,224	11	625,449		586	XXX		
DETAILS OF WRITE-INS									
08.301. MISCELLANEOUS INCOME	1,141			1,141					
08.302.									
08.303.									
08.398. Summary of remaining write-ins for Line 8.3 from overflow page									
08.399. Totals (Lines 08.301 thru 08.303 plus 08.398) (Line 8.3 above)	1,141			1,141					
2701. SETTLEMENT – SC	(3,247)			(3,247)					
2702. INCOME ON FUNDS HELD UNDER REINSURANCE TREATIES WITH UNAUTHORIZED REINSURERS ..	35,555,541			35,555,541					
2703. FUNDS WITHHELD EXPENSE	30,869,487			30,869,487					
2798. Summary of remaining write-ins for Line 27 from overflow page	109,596,607			109,596,607					
2799. Totals (Lines 2701 thru 2703 plus 2798) (Line 27 above)	176,018,388			176,018,388					

ANNUAL STATEMENT FOR THE YEAR 2022 OF THE AMERICAN EQUITY INVESTMENT LIFE INSURANCE COMPANY
ANALYSIS OF OPERATIONS BY LINES OF BUSINESS - INDIVIDUAL LIFE INSURANCE ^(b)

	1	2	3	4	5	6	7	8	9	10	11	12
	Total	Industrial Life	Whole Life	Term Life	Indexed Life	Universal Life	Universal Life With Secondary Guarantees	Variable Life	Variable Universal Life	Credit Life (c)	Other Individual Life	YRT Mortality Risk Only
1. Premiums for life contracts ^(a)	2,566,559		2,302,853			263,706						
2. Considerations for supplementary contracts with life contingencies	XXX	XXX	XXX	XXX	XXX	XXX	XXX	XXX	XXX	XXX	XXX	XXX
3. Net investment income	1,326,089		1,264,958			61,131						
4. Amortization of Interest Maintenance Reserve (IMR)	(4,408)		(4,205)			(203)						
5. Separate Accounts net gain from operations excluding unrealized gains or losses												
6. Commissions and expense allowances on reinsurance ceded	8,807		8,807									
7. Reserve adjustments on reinsurance ceded												
8. Miscellaneous Income:												
8.1 Income from fees associated with investment management, administration and contract guarantees from Separate Accounts												
8.2 Charges and fees for deposit-type contracts												
8.3 Aggregate write-ins for miscellaneous income												
9. Totals (Lines 1 to 8.3)	3,897,047		3,572,413			324,634						
10. Death benefits	2,426,731		2,411,737			14,994						
11. Matured endowments (excluding guaranteed annual pure endowments)												
12. Annuity benefits	XXX	XXX	XXX	XXX	XXX	XXX	XXX	XXX	XXX	XXX	XXX	XXX
13. Disability benefits and benefits under accident and health contracts												
14. Coupons, guaranteed annual pure endowments and similar benefits												
15. Surrender benefits and withdrawals for life contracts	850,243		711,493			138,750						
16. Group conversions												
17. Interest and adjustments on contract or deposit-type contract funds												
18. Payments on supplementary contracts with life contingencies												
19. Increase in aggregate reserves for life and accident and health contracts ...	(612,033)		(516,711)			(95,322)						
20. Totals (Lines 10 to 19)	2,664,941		2,606,519			58,422						
21. Commissions on premiums, annuity considerations and deposit-type contract funds (direct business only)	48,223		41,702			6,521						XXX
22. Commissions and expense allowances on reinsurance assumed												
23. General insurance expenses	86,946		82,938			4,008						
24. Insurance taxes, licenses and fees, excluding federal income taxes	11,807		11,263			544						
25. Increase in loading on deferred and uncollected premiums	(13,020)		(13,020)									
26. Net transfers to or (from) Separate Accounts net of reinsurance												
27. Aggregate write-ins for deductions												
28. Totals (Lines 20 to 27)	2,798,897		2,729,402			69,495						
29. Net gain from operations before dividends to policyholders, refunds to members and federal income taxes (Line 9 minus Line 28)	1,098,150		843,011			255,139						
30. Dividends to policyholders and refunds to members												
31. Net gain from operations after dividends to policyholders, refunds to members and before federal income taxes (Line 29 minus Line 30)	1,098,150		843,011			255,139						
32. Federal income taxes incurred (excluding tax on capital gains)	344,154		264,195			79,959						
33. Net gain from operations after dividends to policyholders, refunds to members and federal income taxes and before realized capital gains or (losses) (Line 31 minus Line 32)	753,996		578,816			175,180						
34. Policies/certificates in force end of year	5,224		5,090			134						
DETAILS OF WRITE-INS												
08.301.												
08.302.												
08.303.												
08.398. Summary of remaining write-ins for Line 8.3 from overflow page												
08.399. Totals (Lines 08.301 thru 08.303 plus 08.398) (Line 8.3 above)												
2701.												
2702.												
2703.												
2798. Summary of remaining write-ins for Line 27 from overflow page												
2799. Totals (Lines 2701 thru 2703 plus 2798) (Line 27 above)												

(a) Include premium amounts for preneed plans included in Line 1

(b) Indicate if blocks of business in run-off that comprise less than 5% of premiums and less than 5% of reserve and loans liability are aggregated with material blocks of business and which columns are affected.

(c) Individual and Group Credit Life are combined and included on page. (Indicate whether included with Individual or Group.)

ANNUAL STATEMENT FOR THE YEAR 2022 OF THE AMERICAN EQUITY INVESTMENT LIFE INSURANCE COMPANY

ANALYSIS OF OPERATIONS BY LINES OF BUSINESS - GROUP LIFE INSURANCE (c)

	1	2	3	4	5	6	7	8	9
	Total	Whole Life	Term Life	Universal Life	Variable Life	Variable Universal Life	Credit Life (d)	Other Group Life (a)	YRT Mortality Risk Only
1. Premiums for life contracts (b)									
2. Considerations for supplementary contracts with life contingencies	XXX	XXX	XXX	XXX	XXX	XXX	XXX	XXX	XXX
3. Net investment income	3,086		3,086						
4. Amortization of Interest Maintenance Reserve (IMR)	(10)		(10)						
5. Separate Accounts net gain from operations excluding unrealized gains or losses									
6. Commissions and expense allowances on reinsurance ceded									
7. Reserve adjustments on reinsurance ceded									
8. Miscellaneous Income:									
8.1 Income from fees associated with investment management, administration and contract guarantees from Separate Accounts									
8.2 Charges and fees for deposit-type contracts									
8.3 Aggregate write-ins for miscellaneous income									
9. Totals (Lines 1 to 8.3)	3,076		3,076						
10. Death benefits									
11. Matured endowments (excluding guaranteed annual pure endowments)									
12. Annuity benefits	XXX	XXX	XXX	XXX	XXX	XXX	XXX	XXX	XXX
13. Disability benefits and benefits under accident and health contracts									
14. Coupons, guaranteed annual pure endowments and similar benefits									
15. Surrender benefits and withdrawals for life contracts									
16. Group conversions									
17. Interest and adjustments on contract or deposit-type contract funds									
18. Payments on supplementary contracts with life contingencies									
19. Increase in aggregate reserves for life and accident and health contracts	(25,805)		(25,805)						
20. Totals (Lines 10 to 19)	(25,805)		(25,805)						
21. Commissions on premiums, annuity considerations and deposit-type contract funds (direct business only)									XXX
22. Commissions and expense allowances on reinsurance assumed									
23. General insurance expenses	202		202						
24. Insurance taxes, licenses and fees, excluding federal income taxes	28		28						
25. Increase in loading on deferred and uncollected premiums									
26. Net transfers to or (from) Separate Accounts net of reinsurance									
27. Aggregate write-ins for deductions									
28. Totals (Lines 20 to 27)	(25,575)		(25,575)						
29. Net gain from operations before dividends to policyholders, refunds to members and federal income taxes (Line 9 minus Line 28)	28,651		28,651						
30. Dividends to policyholders and refunds to members									
31. Net gain from operations after dividends to policyholders, refunds to members and before federal income taxes (Line 29 minus Line 30)	28,651		28,651						
32. Federal income taxes incurred (excluding tax on capital gains)	8,979		8,979						
33. Net gain from operations after dividends to policyholders, refunds to members and federal income taxes and before realized capital gains or (losses) (Line 31 minus Line 32)	19,672		19,672						
34. Policies/certificates in force end of year	11		11						
DETAILS OF WRITE-INS									
08.301.									
08.302.									
08.303.									
08.398. Summary of remaining write-ins for Line 8.3 from overflow page									
08.399. Totals (Lines 08.301 thru 08.303 plus 08.398) (Line 8.3 above)									
2701.									
2702.									
2703.									
2798. Summary of remaining write-ins for Line 27 from overflow page									
2799. Totals (Lines 2701 thru 2703 plus 2798) (Line 27 above)									

(a) Includes the following amounts for FEGLI/SGLI: Line 1 , Line 10 , Line 16 , Line 23 , Line 24

(b) Include premium amounts for preneed plans included in Line 1

(c) Indicate if blocks of business in run-off that comprise less than 5% of premiums and less than 5% of reserve and loans liability are aggregated with material blocks of business and which columns are affected.

(d) Individual and Group Credit Life are combined and included on page. (Indicate whether included with Individual or Group.)

ANNUAL STATEMENT FOR THE YEAR 2022 OF THE AMERICAN EQUITY INVESTMENT LIFE INSURANCE COMPANY
ANALYSIS OF OPERATIONS BY LINES OF BUSINESS - INDIVIDUAL ANNUITIES (a)

	1	Deferred				6 Life Contingent Payout (Immediate and Annuitizations)	7 Other Annuities
		2	3	4	5		
	Total	Fixed Annuities	Indexed Annuities	Variable Annuities with Guarantees	Variable Annuities Without Guarantees		
1. Premiums for individual annuity contracts	(2,301,656,084)	104,010,125	(2,417,388,178)			11,721,969	
2. Considerations for supplementary contracts with life contingencies	5,391,023	XXX	XXX	XXX	XXX	5,391,023	XXX
3. Net investment income	2,142,227,917	279,866,730	1,817,028,994			18,473,213	26,858,980
4. Amortization of Interest Maintenance Reserve (IMR)	(8,061,328)	(930,249)	(6,980,400)			(61,402)	(89,277)
5. Separate Accounts net gain from operations excluding unrealized gains or losses							
6. Commissions and expense allowances on reinsurance ceded	329,442,015	6,117,086	323,288,324				36,605
7. Reserve adjustments on reinsurance ceded	175,428,265	(291,336,821)	466,116,780			310,549	337,757
8. Miscellaneous Income:							
8.1 Income from fees associated with investment management, administration and contract guarantees from Separate Accounts							
8.2 Charges and fees for deposit-type contracts							
8.3 Aggregate write-ins for miscellaneous income	1,141	134	1,007				
9. Totals (Lines 1 to 8.3)	342,772,949	97,727,005	182,066,527			35,835,352	27,144,065
10. Death benefits							
11. Matured endowments (excluding guaranteed annual pure endowments)							
12. Annuity benefits	1,206,220,905	66,069,154	1,117,203,899			22,947,852	
13. Disability benefits and benefits under accident and health contracts							
14. Coupons, guaranteed annual pure endowments and similar benefits							
15. Surrender benefits and withdrawals for life contracts	2,239,180,759	135,094,308	2,104,086,451				
16. Group conversions							
17. Interest and adjustments on contract or deposit-type contract funds	6,971,197						6,971,197
18. Payments on supplementary contracts with life contingencies	17,094,366					17,094,366	
19. Increase in aggregate reserves for life and accident and health contracts	(4,018,169,900)	(242,234,362)	(3,766,989,230)				(8,946,308)
20. Totals (Lines 10 to 19)	(548,702,673)	(41,070,900)	(545,698,880)			40,042,218	(1,975,111)
21. Commissions on premiums, annuity considerations and deposit-type contract funds (direct business only)	269,517,246	12,471,085	257,046,161				
22. Commissions and expense allowances on reinsurance assumed	17,689,932	4,046,201	13,642,698				1,033
23. General insurance expenses	159,014,125	18,349,660	137,692,228			1,211,209	1,761,028
24. Insurance taxes, licenses and fees, excluding federal income taxes	21,595,678	2,492,064	18,699,955			164,494	239,165
25. Increase in loading on deferred and uncollected premiums							
26. Net transfers to or (from) Separate Accounts net of reinsurance.....							
27. Aggregate write-ins for deductions	176,018,388	7,537,365	168,481,023				
28. Totals (Lines 20 to 27)	95,132,696	3,825,475	49,863,185			41,417,921	26,115
29. Net gain from operations before dividends to policyholders, refunds to members and federal income taxes (Line 9 minus Line 28)	247,640,253	93,901,530	132,203,342			(5,582,569)	27,117,950
30. Dividends to policyholders and refunds to members							
31. Net gain from operations after dividends to policyholders, refunds to members and before federal income taxes (Line 29 minus Line 30)	247,640,253	93,901,530	132,203,342			(5,582,569)	27,117,950
32. Federal income taxes incurred (excluding tax on capital gains)	77,609,032	29,428,252	41,431,715			(1,749,545)	8,498,610
33. Net gain from operations after dividends to policyholders, refunds to members and federal income taxes and before realized capital gains or (losses) (Line 31 minus Line 32)	170,031,221	64,473,278	90,771,627			(3,833,024)	18,619,340
34. Policies/certificates in force end of year	625,449	74,198	541,218			5,079	4,954
DETAILS OF WRITE-INS							
08.301. MISCELLANEOUS INCOME	1,141	134	1,007				
08.302.							
08.303.							
08.398. Summary of remaining write-ins for Line 8.3 from overflow page							
08.399. Totals (Lines 08.301 thru 08.303 plus 08.398) (Line 8.3 above)	1,141	134	1,007				
2701. SETTLEMENT - SC	(3,247)	(215)	(3,032)				
2702. INCOME ON FUNDS HELD UNDER REINSURANCE TREATIES WITH UNAUTHORIZED REINSURERS	35,555,541	7,057,795	28,497,746				
2703. FUNDS WITHHELD EXPENSE	30,869,487		30,869,487				
2798. Summary of remaining write-ins for Line 27 from overflow page	109,596,607	479,785	109,116,822				
2799. Totals (Lines 2701 thru 2703 plus 2798) (Line 27 above)	176,018,388	7,537,365	168,481,023				

(a) Indicate if blocks of business in run-off that comprise less than 5% of premiums and less than 5% of reserve and loans liability are aggregated with material blocks of business and which which columns are affected.

ANNUAL STATEMENT FOR THE YEAR 2022 OF THE AMERICAN EQUITY INVESTMENT LIFE INSURANCE COMPANY
ANALYSIS OF OPERATIONS BY LINES OF BUSINESS - GROUP ANNUITIES (a)

	1 Total	Deferred				6 Life Contingent Payout (Immediate and Annuitizations)	7 Other Annuities
		2 Fixed Annuities	3 Indexed Annuities	4 Variable Annuities with Guarantees	5 Variable Annuities Without Guarantees		
1. Premiums for group annuity contracts							
2. Considerations for supplementary contracts with life contingencies		XXX.....	XXX.....	XXX.....	XXX.....		XXX.....
3. Net investment income							
4. Amortization of Interest Maintenance Reserve (IMR)							
5. Separate Accounts net gain from operations excluding unrealized gains or losses							
6. Commissions and expense allowances on reinsurance ceded							
7. Reserve adjustments on reinsurance ceded							
8. Miscellaneous Income:							
8.1 Income from fees associated with investment management, administration and contract guarantees from Separate Accounts							
8.2 Charges and fees for deposit-type contracts							
8.3 Aggregate write-ins for miscellaneous income							
9. Totals (Lines 1 to 8.3)							
10. Death benefits							
11. Matured endowments (excluding guaranteed annual pure endowments)							
12. Annuity benefits							
13. Disability benefits and benefits under accident and health contracts							
14. Coupons, guaranteed annual pure endowments and similar benefits							
15. Surrender benefits and withdrawals for life contracts							
16. Group conversions							
17. Interest and adjustments on contract or deposit-type contract funds							
18. Payments on supplementary contracts with life contingencies							
19. Increase in aggregate reserves for life and accident and health contracts							
20. Totals (Lines 10 to 19)							
21. Commissions on premiums, annuity considerations and deposit-type contract funds (direct business only)							
22. Commissions and expense allowances on reinsurance assumed							
23. General insurance expenses							
24. Insurance taxes, licenses and fees, excluding federal income taxes							
25. Increase in loading on deferred and uncollected premiums							
26. Net transfers to or (from) Separate Accounts net of reinsurance.....							
27. Aggregate write-ins for deductions							
28. Totals (Lines 20 to 27)							
29. Net gain from operations before dividends to policyholders, refunds to members and federal income taxes (Line 9 minus Line 28)							
30. Dividends to policyholders and refunds to members							
31. Net gain from operations after dividends to policyholders, refunds to members and before federal income taxes (Line 29 minus Line 30)							
32. Federal income taxes incurred (excluding tax on capital gains)							
33. Net gain from operations after dividends to policyholders, refunds to members and federal income taxes and before realized capital gains or (losses) (Line 31 minus Line 32)							
34. Policies/certificates in force end of year							
DETAILS OF WRITE-INS							
08.301.							
08.302.							
08.303.							
08.398. Summary of remaining write-ins for Line 8.3 from overflow page							
08.399. Totals (Lines 08.301 thru 08.303 plus 08.398) (Line 8.3 above)							
2701.							
2702.							
2703.							
2798. Summary of remaining write-ins for Line 27 from overflow page							
2799. Totals (Lines 2701 thru 2703 plus 2798) (Line 27 above)							

(a) Indicate if blocks of business in run-off that comprise less than 5% of premiums and less than 5% of reserve and loans liability are aggregated with material blocks of business and which columns are affected.

ANNUAL STATEMENT FOR THE YEAR 2022 OF THE AMERICAN EQUITY INVESTMENT LIFE INSURANCE COMPANY
ANALYSIS OF OPERATIONS BY LINES OF BUSINESS - ACCIDENT AND HEALTH (a)

	1	Comprehensive (Hospital & Medical)		4	5	6	7	8	9	10	11	12	13
		2	3										
	Total	Individual	Group	Medicare Supplement	Vision Only	Dental Only	Federal Employees Health Benefits Plan	Title XVIII Medicare	Title XIX Medicaid	Credit A&H	Disability Income	Long-Term Care	Other Health
1. Premiums for accident and health contracts	46,581	37,572	9,009										
2. Considerations for supplementary contracts with life contingencies	XXX	XXX	XXX	XXX	XXX	XXX	XXX	XXX	XXX	XXX	XXX	XXX	XXX
3. Net investment income	24,295	21,701	2,594										
4. Amortization of Interest Maintenance Reserve (IMR)	(81)	(72)	(9)										
5. Separate Accounts net gain from operations excluding unrealized gains or losses													
6. Commissions and expense allowances on reinsurance ceded													
7. Reserve adjustments on reinsurance ceded													
8. Miscellaneous Income:													
8.1 Income from fees associated with investment management, administration and contract guarantees from Separate Accounts													
8.2 Charges and fees for deposit-type contracts	XXX	XXX	XXX	XXX	XXX	XXX	XXX	XXX	XXX	XXX	XXX	XXX	XXX
8.3 Aggregate write-ins for miscellaneous income													
9. Totals (Lines 1 to 8.3)	70,795	59,201	11,594										
10. Death benefits	XXX	XXX	XXX	XXX	XXX	XXX	XXX	XXX	XXX	XXX	XXX	XXX	XXX
11. Matured endowments (excluding guaranteed annual pure endowments)	XXX	XXX	XXX	XXX	XXX	XXX	XXX	XXX	XXX	XXX	XXX	XXX	XXX
12. Annuity benefits	XXX	XXX	XXX	XXX	XXX	XXX	XXX	XXX	XXX	XXX	XXX	XXX	XXX
13. Disability benefits and benefits under accident and health contracts	80,010	17,410	62,600										
14. Coupons, guaranteed annual pure endowments and similar benefits													
15. Surrender benefits and withdrawals for life contracts	XXX	XXX	XXX	XXX	XXX	XXX	XXX	XXX	XXX	XXX	XXX	XXX	XXX
16. Group conversions													
17. Interest and adjustments on contract or deposit-type contract funds													
18. Payments on supplementary contracts with life contingencies	XXX	XXX	XXX	XXX	XXX	XXX	XXX	XXX	XXX	XXX	XXX	XXX	XXX
19. Increase in aggregate reserves for life and accident and health contracts	(48,594)	(34,972)	(13,622)										
20. Totals (Lines 10 to 19)	31,416	(17,562)	48,978										
21. Commissions on premiums, annuity considerations and deposit-type contract funds (direct business only)													
22. Commissions and expense allowances on reinsurance assumed	66	66											
23. General insurance expenses	1,594	1,424	170										
24. Insurance taxes, licenses and fees, excluding federal income taxes	217	193	24										
25. Increase in loading on deferred and uncollected premiums													
26. Net transfers to or (from) Separate Accounts net of reinsurance													
27. Aggregate write-ins for deductions													
28. Totals (Lines 20 to 27)	33,293	(15,879)	49,172										
29. Net gain from operations before dividends to policyholders, and refunds to members and federal income taxes (Line 9 minus Line 28)	37,502	75,080	(37,578)										
30. Dividends to policyholders and refunds to members													
31. Net gain from operations after dividends to policyholders, refunds to members and before federal income taxes (Line 29 minus Line 30)	37,502	75,080	(37,578)										
32. Federal income taxes incurred (excluding tax on capital gains)	11,753	23,530	(11,777)										
33. Net gain from operations after dividends to policyholders, refunds to members and federal income taxes and before realized capital gains or (losses) (Line 31 minus Line 32)	25,749	51,550	(25,801)										
34. Policies/certificates in force end of year	586	514	72										
DETAILS OF WRITE-INS													
08.301.													
08.302.													
08.303.													
08.398. Summary of remaining write-ins for Line 8.3 from overflow page													
08.399. Totals (Lines 08.301 thru 08.303 plus 08.398) (Line 8.3 above)													
2701.													
2702.													
2703.													
2798. Summary of remaining write-ins for Line 27 from overflow page													
2799. Totals (Lines 2701 thru 2703 plus 2798) (Line 27 above)													

(a) Indicate if blocks of business in run-off that comprise less than 5% of premiums and less than 5% of reserve and loans liability are aggregated with material blocks of business and which columns are affected.

ANNUAL STATEMENT FOR THE YEAR 2022 OF THE AMERICAN EQUITY INVESTMENT LIFE INSURANCE COMPANY

ANALYSIS OF INCREASE IN RESERVES DURING THE YEAR - INDIVIDUAL LIFE INSURANCE (a)

	1	2	3	4	5	6	7	8	9	10	11	12
	Total	Industrial Life	Whole Life	Term Life	Indexed Life	Universal Life	Universal Life With Secondary Guarantees	Variable Life	Variable Universal Life	Credit Life ^(b) (N/A Fraternal)	Other Individual Life	YRT Mortality Risk Only
Involving Life or Disability Contingencies (Reserves) (Net of Reinsurance Ceded)												
1. Reserve December 31 of prior year	25,330,355		23,450,971			1,879,384						
2. Tabular net premiums or considerations	2,566,559		2,302,853			263,706						
3. Present value of disability claims incurred												
4. Tabular interest	1,100,298		1,010,000			90,298						
5. Tabular less actual reserve released												
6. Increase in reserve on account of change in valuation basis												
6.1 Change in excess of VM-20 deterministic/stochastic reserve over net premium reserve		XXX								XXX		
7. Other increases (net)												
8. Totals (Lines 1 to 7)	28,997,212		26,763,824			2,233,388						
9. Tabular cost	1,001,914		654,794			347,120						
10. Reserves released by death	2,426,732		2,411,738			14,994						
11. Reserves released by other terminations (net)	850,243		711,493			138,750						
12. Annuity, supplementary contract and disability payments involving life contingencies												
13. Net transfers to or (from) Separate Accounts												
14. Total Deductions (Lines 9 to 13)	4,278,889		3,778,025			500,864						
15. Reserve December 31 of current year	24,718,323		22,985,799			1,732,524						
Cash Surrender Value and Policy Loans												
16. CSV Ending balance December 31, current year	22,689,886		20,957,386			1,732,500						
17. Amount Available for Policy Loans Based upon Line 16 CSV												

(a) Indicate if blocks of business in run-off that comprise less than 5% of premiums and less than 5% of reserve and loans liability are aggregated with material blocks of business and which columns are affected.

(b) Individual and Group Credit Life are combined and included on page. (Indicate whether included with Individual or Group.)

ANNUAL STATEMENT FOR THE YEAR 2022 OF THE AMERICAN EQUITY INVESTMENT LIFE INSURANCE COMPANY

ANALYSIS OF INCREASE IN RESERVES DURING THE YEAR - GROUP LIFE INSURANCE (a)

(N/A Fraternal)

	1	2	3	4	5	6	7	8	9
	Total	Whole Life	Term Life	Universal Life	Variable Life	Variable Universal Life	Credit Life ^(b)	Other Group Life	YRT Mortality Risk Only
Involving Life or Disability Contingencies (Reserves) (Net of Reinsurance Ceded)									
1. Reserve December 31 of prior year	83,328		83,328						
2. Tabular net premiums or considerations									
3. Present value of disability claims incurred									
4. Tabular interest	2,113		2,113						
5. Tabular less actual reserve released									
6. Increase in reserve on account of change in valuation basis									
7. Other increases (net)									
8. Totals (Lines 1 to 7)	85,441		85,441						
9. Tabular cost	27,919		27,919						
10. Reserves released by death									
11. Reserves released by other terminations (net)									
12. Annuity, supplementary contract and disability payments involving life contingencies									
13. Net transfers to or (from) Separate Accounts									
14. Total Deductions (Lines 9 to 13)	27,919		27,919						
15. Reserve December 31 of current year	57,522		57,522						
Cash Surrender Value and Policy Loans									
16. CSV Ending balance December 31, current year									
17. Amount Available for Policy Loans Based upon Line 16 CSV									

(a) Indicate if blocks of business in run-off that comprise less than 5% of premiums and less than 5% of reserve and loans liability are aggregated with material blocks of business and which columns are affected.

(b) Individual and Group Credit Life are combined and included on page. (Indicate whether included with Individual or Group.)

ANNUAL STATEMENT FOR THE YEAR 2022 OF THE AMERICAN EQUITY INVESTMENT LIFE INSURANCE COMPANY

ANALYSIS OF INCREASE IN RESERVES DURING THE YEAR - INDIVIDUAL ANNUITIES (a)

	1 Total	Deferred				6 Life Contingent Payout (Immediate and Annuitizations)	7 Other Annuities
		2 Fixed Annuities	3 Indexed Annuities	4 Variable Annuities with Guarantees	5 Variable Annuities without Guarantees		
Involving Life or Disability Contingencies (Reserves) (Net of Reinsurance Ceded)							
1. Reserve December 31 of prior year	48,782,593,211	5,458,952,786	42,970,353,251			353,287,174	
2. Tabular net premiums or considerations	(2,295,295,463)	104,010,125	(2,417,388,178)			18,082,590	
3. Present value of disability claims incurredXXX	.XXX	.XXX	.XXX	.XXX	.XXX	.XXX
4. Tabular interest	1,901,062,506	227,503,760	1,651,929,211			21,629,535	
5. Tabular less actual reserve released	(210,964,109)	(372,584,785)	161,620,676				
6. Increase in reserve on account of change in valuation basis							
7. Other increases (net)							
8. Totals (Lines 1 to 7)	48,177,396,145	5,417,881,886	42,366,514,960			392,999,299	
9. Tabular cost							
10. Reserves released by deathXXX	.XXX	.XXX	.XXX	.XXX	.XXX	.XXX
11. Reserves released by other terminations (net)	2,247,853,813	135,094,307	2,104,086,451			8,673,055	
12. Annuity, supplementary contract and disability payments involving life contingencies	1,223,258,432	66,069,155	1,117,203,899			39,985,378	
13. Net transfers to or (from) Separate Accounts							
14. Total Deductions (Lines 9 to 13)	3,471,112,245	201,163,462	3,221,290,350			48,658,433	
15. Reserve December 31 of current year	44,706,283,900	5,216,718,424	39,145,224,610			344,340,866	
Cash Surrender Value and Policy Loans							
16. CSV Ending balance December 31, current year	37,539,435,672	4,255,646,540	33,283,789,132				
17. Amount Available for Policy Loans Based upon Line 16 CSV							

(a) Indicate if blocks of business in run-off that comprise less than 5% of premiums and less than 5% of reserve and loans liability are aggregated with material blocks of business and which columns are affected.

ANNUAL STATEMENT FOR THE YEAR 2022 OF THE AMERICAN EQUITY INVESTMENT LIFE INSURANCE COMPANY

ANALYSIS OF INCREASE IN RESERVES DURING THE YEAR - GROUP ANNUITIES (a)

(N/A Fraternal)

	1	Deferred				6	7
		2	3	4	5		
	Total	Fixed Annuities	Indexed Annuities	Variable Annuities with Guarantees	Variable Annuities without Guarantees	Life Contingent Payout (Immediate and Annuitizations)	Other Annuities
Involving Life or Disability Contingencies (Reserves) (Net of Reinsurance Ceded)							
1. Reserve December 31 of prior year							
2. Tabular net premiums or considerations							
3. Present value of disability claims incurredxxx	..xxx	..xxx	..xxx	..xxx	..xxx	..xxx
4. Tabular interest							
5. Tabular less actual reserve released							
6. Increase in reserve on account of change in valuation basis							
7. Other increases (net)							
8. Totals (Lines 1 to 7)							
9. Tabular cost							
10. Reserves released by deathxxx	..xxx	..xxx	..xxx	..xxx	..xxx	..xxx
11. Reserves released by other terminations (net)							
12. Annuity, supplementary contract and disability payments involving life contingencies							
13. Net transfers to or (from) Separate Accounts							
14. Total Deductions (Lines 9 to 13)							
15. Reserve December 31 of current year							
Cash Surrender Value and Policy Loans							
16. CSV Ending balance December 31, current year							
17. Amount Available for Policy Loans Based upon Line 16 CSV							

(a) Indicate if blocks of business in run-off that comprise less than 5% of premiums and less than 5% of reserve and loans liability are aggregated with material blocks of business and which columns are affected.

ANNUAL STATEMENT FOR THE YEAR 2022 OF THE AMERICAN EQUITY INVESTMENT LIFE INSURANCE COMPANY

EXHIBIT OF NET INVESTMENT INCOME

		1	2
		Collected During Year	Earned During Year
1.	U.S. Government bonds	(a)463,451455,728
1.1	Bonds exempt from U.S. tax	(a)
1.2	Other bonds (unaffiliated)	(a)1,980,634,1971,977,467,101
1.3	Bonds of affiliates	(a)
2.1	Preferred stocks (unaffiliated)	(b)2,640,4472,640,447
2.11	Preferred stocks of affiliates	(b)
2.2	Common stocks (unaffiliated)665,432665,432
2.21	Common stocks of affiliates
3.	Mortgage loans	(c)311,077,076332,004,020
4.	Real estate	(d)
5	Contract loans62,08162,081
6	Cash, cash equivalents and short-term investments	(e)58,637,72181,408,698
7	Derivative instruments	(f)(375,046,357)(375,046,357)
8.	Other invested assets119,147,144138,694,675
9.	Aggregate write-ins for investment income99,772,690106,001,811
10.	Total gross investment income	2,198,053,882	2,264,353,636
11.	Investment expenses		(g)120,391,750
12.	Investment taxes, licenses and fees, excluding federal income taxes		(g)462,049
13.	Interest expense		(h)
14.	Depreciation on real estate and other invested assets		(i)
15.	Aggregate write-ins for deductions from investment income(81,549)
16.	Total deductions (Lines 11 through 15)120,772,250
17.	Net investment income (Line 10 minus Line 16)		2,143,581,386
DETAILS OF WRITE-INS			
0901.	Miscellaneous investment income8,722,57713,668,052
0902.	Net realized gains on ceded options91,050,11392,333,759
0903.
0998.	Summary of remaining write-ins for Line 9 from overflow page
0999.	Totals (Lines 0901 thru 0903 plus 0998) (Line 9, above)	99,772,690	106,001,811
1501.	Interest expense on derivative collateral(81,549)
1502.
1503.
1598.	Summary of remaining write-ins for Line 15 from overflow page
1599.	Totals (Lines 1501 thru 1503 plus 1598) (Line 15, above)		(81,549)

- (a) Includes \$259,951,623 accrual of discount less \$292,977,831 amortization of premium and less \$36,284,539 paid for accrued interest on purchases.
- (b) Includes \$ accrual of discount less \$ amortization of premium and less \$ paid for accrued dividends on purchases.
- (c) Includes \$854,245 accrual of discount less \$2,310,763 amortization of premium and less \$5,809,166 paid for accrued interest on purchases.
- (d) Includes \$ for company's occupancy of its own buildings; and excludes \$ interest on encumbrances.
- (e) Includes \$15,557,320 accrual of discount less \$2,225 amortization of premium and less \$ paid for accrued interest on purchases.
- (f) Includes \$ accrual of discount less \$ amortization of premium.
- (g) Includes \$ investment expenses and \$ investment taxes, licenses and fees, excluding federal income taxes, attributable to segregated and Separate Accounts.
- (h) Includes \$ interest on surplus notes and \$ interest on capital notes.
- (i) Includes \$ depreciation on real estate and \$ depreciation on other invested assets.

EXHIBIT OF CAPITAL GAINS (LOSSES)

		1	2	3	4	5
		Realized Gain (Loss) On Sales or Maturity	Other Realized Adjustments	Total Realized Capital Gain (Loss) (Columns 1 + 2)	Change in Unrealized Capital Gain (Loss)	Change in Unrealized Foreign Exchange Capital Gain (Loss)
1.	U.S. Government bonds583,023583,023
1.1	Bonds exempt from U.S. tax
1.2	Other bonds (unaffiliated)(49,654,352)(32,247,657)(81,902,009)(14,343,714)(13,290,197)
1.3	Bonds of affiliates
2.1	Preferred stocks (unaffiliated)501,484501,484(297,953)
2.11	Preferred stocks of affiliates
2.2	Common stocks (unaffiliated)3,413,814
2.21	Common stocks of affiliates(43,003,653)
3.	Mortgage loans(2,573,425)(2,870,904)(5,444,329)(10,797,879)
4.	Real estate
5.	Contract loans
6.	Cash, cash equivalents and short-term investments(3,021,993)(3,021,993)3,150
7.	Derivative instruments263,855
8.	Other invested assets21,540,02321,540,023155,830,554
9.	Aggregate write-ins for capital gains (losses)
10.	Total capital gains (losses)	(32,625,240)	(35,118,561)	(67,743,801)	91,068,173	(13,290,197)
DETAILS OF WRITE-INS						
0901.
0902.
0903.
0998.	Summary of remaining write-ins for Line 9 from overflow page
0999.	Totals (Lines 0901 thru 0903 plus 0998) (Line 9, above)

ANNUAL STATEMENT FOR THE YEAR 2022 OF THE AMERICAN EQUITY INVESTMENT LIFE INSURANCE COMPANY
EXHIBIT - 1 PART 1 - PREMIUMS AND ANNUITY CONSIDERATIONS FOR LIFE AND ACCIDENT AND HEALTH CONTRACTS

	Insurance											
	1	2	Ordinary		5	Group		Accident and Health			11	12
			3	4		6	7	8	9	10		
	Total	Industrial Life	Life Insurance	Individual Annuities	Credit Life (Group and Individual)	Life Insurance	Annuities	Group	Credit (Group and Individual)	Other	Aggregate of All Other Lines of Business	Fraternal (Fraternal Benefit Societies Only)
FIRST YEAR (other than single)												
1. Uncollected												
2. Deferred and accrued												
3. Deferred , accrued and uncollected:												
3.1 Direct												
3.2 Reinsurance assumed												
3.3 Reinsurance ceded												
3.4 Net (Line 1 + Line 2)												
4. Advance												
5. Line 3.4 - Line 4												
6. Collected during year:												
6.1 Direct	2,665,853,998			2,665,853,998								
6.2 Reinsurance assumed	262,169,470			262,169,470								
6.3 Reinsurance ceded	5,316,044,327			5,316,044,327								
6.4 Net	(2,388,020,859)			(2,388,020,859)								
7. Line 5 + Line 6.4	(2,388,020,859)			(2,388,020,859)								
8. Prior year (uncollected + deferred and accrued - advance)												
9. First year premiums and considerations:												
9.1 Direct	2,665,853,998			2,665,853,998								
9.2 Reinsurance assumed	262,169,470			262,169,470								
9.3 Reinsurance ceded	5,316,044,327			5,316,044,327								
9.4 Net (Line 7 - Line 8)	(2,388,020,859)			(2,388,020,859)								
SINGLE												
10. Single premiums and considerations:												
10.1 Direct	11,721,970			11,721,970								
10.2 Reinsurance assumed												
10.3 Reinsurance ceded												
10.4 Net	11,721,970			11,721,970								
RENEWAL												
11. Uncollected	90,715		90,354							361		
12. Deferred and accrued	1,057,938		1,057,938									
13. Deferred, accrued and uncollected:												
13.1 Direct	687,273		687,273									
13.2 Reinsurance assumed	461,379		461,018							361		
13.3 Reinsurance ceded												
13.4 Net (Line 11 + Line 12)	1,148,652		1,148,291							361		
14. Advance	25,081		21,962							3,119		
15. Line 13.4 - Line 14	1,123,571		1,126,329							(2,758)		
16. Collected during year:												
16.1 Direct	90,579,442		2,551,679	88,027,763								
16.2 Reinsurance assumed	4,109,025		190,636	3,872,195				9,008		37,186		
16.3 Reinsurance ceded	17,348,405		91,254	17,257,151								
16.4 Net	77,340,062		2,651,061	74,642,807				9,008		37,186		
17. Line 15 + Line 16.4	78,463,633		3,777,390	74,642,807				9,008		34,428		
18. Prior year (uncollected + deferred and accrued - advance)	1,207,689		1,210,832							(3,143)		
19. Renewal premiums and considerations:												
19.1 Direct	90,524,708		2,496,945	88,027,763								
19.2 Reinsurance assumed	4,079,642		160,867	3,872,195				9,008		37,572		
19.3 Reinsurance ceded	17,348,405		91,254	17,257,151								
19.4 Net (Line 17 - Line 18)	77,255,945		2,566,558	74,642,807				9,008		37,572		
TOTAL												
20. Total premiums and annuity considerations:												
20.1 Direct	2,768,100,676		2,496,945	2,765,603,731								
20.2 Reinsurance assumed	266,249,112		160,867	266,041,665				9,008		37,572		
20.3 Reinsurance ceded	5,333,392,732		91,254	5,333,301,478								
20.4 Net (Lines 9.4 + 10.4 + 19.4)	(2,299,042,944)		2,566,558	(2,301,656,082)				9,008		37,572		

ANNUAL STATEMENT FOR THE YEAR 2022 OF THE AMERICAN EQUITY INVESTMENT LIFE INSURANCE COMPANY

EXHIBIT - 1 PART 2 - POLICYHOLDERS' DIVIDENDS, REFUNDS TO MEMBERS AND COUPONS APPLIED, REINSURANCE COMMISSIONS AND EXPENSE ALLOWANCES AND COMMISSIONS INCURRED (Direct Business Only)

	Insurance											
	1	2	Ordinary		5	Group		Accident and Health			11	12
			3	4		6	7	8	9	10		
	Total	Industrial Life	Life Insurance	Individual Annuities	Credit Life (Group and Individual)	Life Insurance	Annuities	Group	Credit (Group and Individual)	Other	Aggregate of All Other Lines of Business	Fraternal (Fraternal Benefit Societies Only)
POLICYHOLDERS' DIVIDENDS, REFUNDS TO MEMBERS AND COUPONS APPLIED (included in Part 1)												
21. To pay renewal premiums												
22. All other												
REINSURANCE COMMISSIONS AND EXPENSE ALLOWANCES INCURRED												
23. First year (other than single):												
23.1 Reinsurance ceded	365,387,215			365,387,215								
23.2 Reinsurance assumed	15,123,331			15,123,331								
23.3 Net ceded less assumed	350,263,884			350,263,884								
24. Single:												
24.1 Reinsurance ceded												
24.2 Reinsurance assumed												
24.3 Net ceded less assumed												
25. Renewal:												
25.1 Reinsurance ceded	(35,936,393)		8,807	(35,945,200)								
25.2 Reinsurance assumed	2,566,667			2,566,600						67		
25.3 Net ceded less assumed	(38,503,060)		8,807	(38,511,800)						(67)		
26. Totals:												
26.1 Reinsurance ceded (Page 6, Line 6)	329,450,822		8,807	329,442,015								
26.2 Reinsurance assumed (Page 6, Line 22)	17,689,998			17,689,931						67		
26.3 Net ceded less assumed	311,760,824		8,807	311,752,084						(67)		
COMMISSIONS INCURRED (direct business only)												
27. First year (other than single)	267,115,932			267,115,932								
28. Single	663,208			663,208								
29. Renewal	1,786,329		48,223	1,738,106								
30. Deposit-type contract funds												
31. Totals (to agree with Page 6, Line 21)	269,565,469		48,223	269,517,246								

ANNUAL STATEMENT FOR THE YEAR 2022 OF THE AMERICAN EQUITY INVESTMENT LIFE INSURANCE COMPANY

EXHIBIT 2 - GENERAL EXPENSES

	Insurance				5	6	7
	1	Accident and Health		4			
		2	3				
	Life	Cost Containment	All Other	All Other Lines of Business	Investment	Fraternal	Total
1. Rent	2,666,203		27		593,220		3,259,450
2. Salaries and wages	95,066,758		952		10,507,422		105,575,132
3.11 Contributions for benefit plans for employees	12,545,831		126		937,894		13,483,851
3.12 Contributions for benefit plans for agents							
3.21 Payments to employees under non-funded benefit plans							
3.22 Payments to agents under non-funded benefit plans							
3.31 Other employee welfare	2,481,902		25		572,705		3,054,632
3.32 Other agent welfare	240,351		2				240,353
4.1 Legal fees and expenses	2,793,877		28		1,866,788		4,660,693
4.2 Medical examination fees							
4.3 Inspection report fees							
4.4 Fees of public accountants and consulting actuaries	3,257,988		33		525,975		3,783,996
4.5 Expense of investigation and settlement of policy claims	(89,944)		(1)				(89,945)
5.1 Traveling expenses	4,990,161		50		524,394		5,514,605
5.2 Advertising	1,559,588		16				1,559,604
5.3 Postage, express, telegraph and telephone	2,725,632		28		529,635		3,255,295
5.4 Printing and stationery	1,075,638		11		80,430		1,156,079
5.5 Cost or depreciation of furniture and equipment ...	218,967		2		200,799		419,768
5.6 Rental of equipment	189,934		2		42,260		232,196
5.7 Cost or depreciation of EDP equipment and software	12,926,420		129		1,451,899		14,378,448
6.1 Books and periodicals	2,439,668		24		426,499		2,866,191
6.2 Bureau and association fees	667,688		7		41,736		709,431
6.3 Insurance, except on real estate	1,024,454		10		165,786		1,190,250
6.4 Miscellaneous losses							
6.5 Collection and bank service charges	486,929		5		78,611		565,545
6.6 Sundry general expenses	17,716,356		177		2,823,510		20,540,043
6.7 Group service and administration fees	(13,185,216)		(132)				(13,185,348)
6.8 Reimbursements by uninsured plans							
7.1 Agency expense allowance							
7.2 Agents' balances charged off (less \$ recovered)	84,560		1				84,561
7.3 Agency conferences other than local meetings	7,211,029		72				7,211,101
8.1 Official publication (Fraternal Benefit Societies Only)	XXX	XXX	XXX	XXX	XXX		
8.2 Expense of supreme lodge meetings (Fraternal Benefit Societies Only)	XXX	XXX	XXX	XXX	XXX		
9.1 Real estate expenses							
9.2 Investment expenses not included elsewhere	5,752				99,022,187		99,027,939
9.3 Aggregate write-ins for expenses	747						747
10. General expenses incurred	159,101,273		1,594		120,391,750	(b)	(a) ..279,494,617
11. General expenses unpaid Dec. 31, prior year	18,907,927		193		478,617		19,386,737
12. General expenses unpaid Dec. 31, current year ...	37,330,225		374		161,033		37,491,632
13. Amounts receivable relating to uninsured plans, prior year							
14. Amounts receivable relating to uninsured plans, current year							
15. General expenses paid during year (Lines 10+11-12-13+14)	140,678,975		1,413		120,709,334		261,389,722
DETAILS OF WRITE-INS							
09.301. R&M – VEHICLES	747						747
09.302.							
09.303.							
09.398. Summary of remaining write-ins for Line 9.3 from overflow page.....							
09.399. Totals (Lines 09.301 thru 09.303 plus 09.398) (Line 9.3 above)	747						747

(a) Includes management fees of \$ 93,934,247 to affiliates and \$ to non-affiliates.

(b) Show the distribution of this amount in the following categories (Fraternal Benefit Societies Only):

1. Charitable\$; 2. Institutional . \$; 3. Recreational and Health \$; 4. Educational\$

5. Religious\$; 6. Membership \$; 7. Other\$; 8. Total\$

EXHIBIT 3 - TAXES, LICENSES AND FEES (EXCLUDING FEDERAL INCOME TAXES)

		Insurance			4	5	6
		1	2	3			
		Life	Accident and Health	All Other Lines of Business	Investment	Fraternal	Total
1.	Real estate taxes						
2.	State insurance department licenses and fees	11,456,334	115				11,456,449
3.	State taxes on premiums	2,591,724	26				2,591,750
4.	Other state taxes, including \$ (4,039) for employee benefits	(4,039)					(4,039)
5.	U.S. Social Security taxes	4,617,277	46		462,049		5,079,372
6.	All other taxes	2,946,217	29				2,946,246
7.	Taxes, licenses and fees incurred	21,607,513	216		462,049		22,069,778
8.	Taxes, licenses and fees unpaid Dec. 31, prior year	2,926,523	30				2,926,553
9.	Taxes, licenses and fees unpaid Dec. 31, current year.....	98,102					98,102
10.	Taxes, licenses and fees paid during year (Lines 7 + 8 - 9)	24,435,934	246		462,049		24,898,229

EXHIBIT 4 - DIVIDENDS OR REFUNDS

	1 Life	2 Accident and Health
1. Applied to pay renewal premiums		
2. Applied to shorten the endowment or premium-paying period		
3. Applied to provide paid-up additions		
4. Applied to provide paid-up annuities		
5. Total Lines 1 through 4		
6. Paid in cash		
7. Left on deposit		
8. Aggregate write-ins for dividend or refund options		
9. Total Lines 5 through 8		
10. Amount due and unpaid		
11. Provision for dividends or refunds payable in the following calendar year		
12. Terminal dividends		
13. Provision for deferred dividend contracts		
14. Amount provisionally held for deferred dividend contracts not included in Line 13		
15. Total Lines 10 through 14		
16. Total from prior year		
17. Total dividends or refunds (Lines 9 + 15 - 16)		
DETAILS OF WRITE-INS		
0801.		
0802.		
0803.		
0898. Summary of remaining write-ins for Line 8 from overflow page		
0899. Totals (Lines 0801 thru 0803 plus 0898) (Line 8 above)		

EXHIBIT 5 - AGGREGATE RESERVE FOR LIFE CONTRACTS

1	2	3	4	5	6
Valuation Standard	Total ^(a)	Industrial	Ordinary	Credit (Group and Individual)	Group
0100001. AM MEN (5) 3.5% NL	49,580		49,580		
0100002. 1958 CSO 3.0% CRVM	70,689		70,689		
0100003. 1958 CSO 3.0% NL	16,745		16,745		
0100004. 1958 CSO 3.5% CRVM	414,217		414,217		
0100005. 1958 CSO 3.5% NL	55,777		55,777		
0100006. 1958 CSO 4.0% NL	38,624		38,624		
0100007. 1958 CET 3.0% NL	3,906		3,906		
0100008. 1958 CET 3.5% NL	76,084		76,084		
0100009. 1958 CET 4.0% NL	19,023		19,023		
0100010. 1980 CSO 4.0% CRVM	4,181,453		4,181,453		
0100011. 1980 CSO 4.5% CRVM	1,326,787		1,326,787		
0100012. 1980 CSO 5.0% CRVM	547,353		547,353		
0100013. 1980 CSO 5.5% CRVM	4,535,324		4,535,324		
0100014. 1980 CSO 4.0% NL	70,053		70,053		
0100015. 1980 CSO 5.0% NL	3,249,640		3,249,640		
0100016. 1980 CSO 5.5% NL	35,114		35,114		
0100017. 1980 CET 4.0% NL	40,286		40,286		
0100018. 2001 CSO 3.5% CRVM	4,199,368		4,199,368		
0100019. 2001 CSO 4.0% CRVM	5,572,966		5,572,966		
0100020. 2001 CSO 4.5% CRVM	7,959		7,959		
0199997. Totals (Gross)	24,510,948		24,510,948		
0199998. Reinsurance ceded	615,165		615,165		
0199999. Life Insurance: Totals (Net)	23,895,783		23,895,783		
0200001. SING PREM DEF 1.00%	4,341,428,162	XXX	4,341,428,162	XXX	
0200002. SING PREM DEF 1.75%	218,557,116	XXX	218,557,116	XXX	
0200003. SING PREM DEF 2.00%	138,050,657	XXX	138,050,657	XXX	
0200004. SING PREM DEF 3.00%	74,038,487	XXX	74,038,487	XXX	
0200005. SING PREM DEF 4.00%	22,473,877	XXX	22,473,877	XXX	
0200006. FLEX PREM DEF 1.00%	14,335,947,487	XXX	14,335,947,487	XXX	
0200007. FLEX PREM DEF 1.50%	22,187,672,142	XXX	22,187,672,142	XXX	
0200008. FLEX PREM DEF 1.75%	4,031,135,894	XXX	4,031,135,894	XXX	
0200009. FLEX PREM DEF 2.00%	185,029,298	XXX	185,029,298	XXX	
0200010. FLEX PREM DEF 2.20%	15,980,894	XXX	15,980,894	XXX	
0200011. FLEX PREM DEF 2.25%	3,626,612,501	XXX	3,626,612,501	XXX	
0200012. FLEX PREM DEF 3.00%	7,468,656,487	XXX	7,468,656,487	XXX	
0200013. FLEX PREM DEF 4.00%	24,964,990	XXX	24,964,990	XXX	
0200014. 1983 TABLE A, 6.25%	45,017	XXX	45,017	XXX	
0200015. 2000 TABLE, 6.25%	15,249	XXX	15,249	XXX	
0200016. 2000 TABLE, 7.00%	136,464	XXX	136,464	XXX	
0200017. 2000 TABLE, 6.75%	79,622	XXX	79,622	XXX	
0200018. 2000 TABLE, 6.50%	64,603	XXX	64,603	XXX	
0200019. 2000 TABLE, 6.00%	1,468,295	XXX	1,468,295	XXX	
0200020. 2000 TABLE, 5.50%	1,166,221	XXX	1,166,221	XXX	
0200021. 2000 TABLE, 5.25%	19,484,102	XXX	19,484,102	XXX	
0200022. 2000 TABLE, 5.00%	39,183,375	XXX	39,183,375	XXX	
0200023. 2000 TABLE, 4.25%	20,620,369	XXX	20,620,369	XXX	
0200024. 2000 TABLE, 4.00%	13,234,675	XXX	13,234,675	XXX	
0200025. 2000 TABLE, 4.50%	2,955,373	XXX	2,955,373	XXX	
0200026. 2012 TABLE, 4.25%	398,133	XXX	398,133	XXX	
0200027. 2012 TABLE, 4.00%	14,813,140	XXX	14,813,140	XXX	
0200028. 2012 TABLE, 3.75%	8,628,382	XXX	8,628,382	XXX	
0200029. 2012 TABLE, 3.25%	2,059,278	XXX	2,059,278	XXX	
0200030. 2012 TABLE, 3.50%	4,733,632	XXX	4,733,632	XXX	
0200031. 2012 TABLE, 3.00%	7,405,211	XXX	7,405,211	XXX	
0200032. 2012 TABLE, 2.75%	6,062,199	XXX	6,062,199	XXX	
0200033. 2012 TABLE, 2.5%	12,751,717	XXX	12,751,717	XXX	
0200034. 2012 TABLE, 2.25%	17,270,108	XXX	17,270,108	XXX	
0200035. 2012 TABLE, 2.00%	23,234,046	XXX	23,234,046	XXX	
0200036. 2012 TABLE, 1.75%	11,492,993	XXX	11,492,993	XXX	
0200037. 2012 TABLE, 1.50%	7,708,688	XXX	7,708,688	XXX	
0200038. 2012 TABLE, 1.25%	359,940	XXX	359,940	XXX	
0200039. 2012 TABLE, 1.00%	308,820	XXX	308,820	XXX	
0299997. Totals (Gross)	56,886,227,644	XXX	56,886,227,644	XXX	
0299998. Reinsurance ceded	12,308,604,959	XXX	12,308,604,959	XXX	
0299999. Annuities: Totals (Net)	44,577,622,685	XXX	44,577,622,685	XXX	
0300001. 1983 TABLE A, 6.75%	142,100		142,100		
0300002. 1983 TABLE A, 6.25%	142,442		142,442		
0300003. 2000 TABLE, 6.25%	200,613		200,613		
0300004. 2000 TABLE, 7.00%	735,060		735,060		
0300005. 2000 TABLE, 6.75%	966,005		966,005		
0300006. 2000 TABLE, 6.50%	2,219,295		2,219,295		
0300007. 2000 TABLE, 6.00%	11,769,280		11,769,280		
0300008. 2000 TABLE, 5.50%	19,700,528		19,700,528		
0300009. 2000 TABLE, 5.25%	24,856,035		24,856,035		
0300010. 2000 TABLE, 5.00%	12,560,310		12,560,310		
0300011. 2000 TABLE, 4.00%	5,302,695		5,302,695		
0300012. 2000 TABLE, 4.25%	3,435,150		3,435,150		
0300013. 2000 TABLE, 4.50%	2,223,562		2,223,562		
0300014. 2012 TABLE, 4.25%	2,855,568		2,855,568		
0300015. 2012 TABLE, 4.00%	5,854,113		5,854,113		
0300016. 2012 TABLE, 3.75%	3,344,117		3,344,117		
0300017. 2012 TABLE, 3.50%	2,836,393		2,836,393		
0300018. 2012 TABLE, 3.25%	2,976,752		2,976,752		
0300019. 2012 TABLE, 3.00%	5,218,281		5,218,281		
0300020. 2012 TABLE, 2.75%	4,975,016		4,975,016		
0300021. 2012 TABLE, 2.50%	3,639,307		3,639,307		
0300022. 2012 TABLE, 2.25%	3,170,443		3,170,443		
0300023. 2012 TABLE, 2.00%	4,813,001		4,813,001		
0300024. 2012 TABLE, 1.75%	2,592,955		2,592,955		
0300025. 2012 TABLE, 1.50%	2,391,999		2,391,999		
0300026. 2012 TABLE, 1.25%	177,200		177,200		
0300027. 2012 TABLE, 1.00%	186,695		186,695		

EXHIBIT 5 - AGGREGATE RESERVE FOR LIFE CONTRACTS

1	2	3	4	5	6
Valuation Standard	Total ^(a)	Industrial	Ordinary	Credit (Group and Individual)	Group
0399997. Totals (Gross)	129,284,915		129,284,915		
0399998. Reinsurance ceded	623,701		623,701		
0399999. SCWLC: Totals (Net)	128,661,214		128,661,214		
0400001. 1959 ADB TBL W/ 1958 CSO 3%	168		168		
0499997. Totals (Gross)	168		168		
0499998. Reinsurance ceded	168		168		
0499999. Accidental Death Benefits: Totals (Net)					
0500001. 1952 STUDY TBL W/ 1958 CSO 3%	404		404		
0599997. Totals (Gross)	404		404		
0599998. Reinsurance ceded					
0599999. Disability-Active Lives: Totals (Net)	404		404		
0600001. 1970 INTERCOMPANY TBL	57,522				57,522
0699997. Totals (Gross)	57,522				57,522
0699998. Reinsurance ceded					
0699999. Disability-Disabled Lives: Totals (Net)	57,522				57,522
0700001. IMMEDIATE PAYMENT OF CLAIMS	487,337		487,337		
0700002. DEFICIENCY RESERVES	334,799		334,799		
0799997. Totals (Gross)	822,136		822,136		
0799998. Reinsurance ceded					
0799999. Miscellaneous Reserves: Totals (Net)	822,136		822,136		
9999999. Totals (Net) - Page 3, Line 1	44,731,059,744		44,731,002,222		57,522

(a) Included in the above table are amounts of deposit-type contracts that originally contained a mortality risk. Amounts of deposit-type contracts in Column 2 that no longer contain a mortality risk are Life Insurance \$; Annuities \$5,909,062 ; Supplementary Contracts with Life Contingencies \$4,823,910 ; Accidental Death Benefits \$; Disability - Active Lives \$; Disability - Disabled Lives \$; Miscellaneous Reserves \$

ANNUAL STATEMENT FOR THE YEAR 2022 OF THE AMERICAN EQUITY INVESTMENT LIFE INSURANCE COMPANY

EXHIBIT 5 - INTERROGATORIES

1.1

Has the reporting entity ever issued both participating and non-participating contracts?.....

Yes [] No [X]

1.2

If not, state which kind is issued.
NON-PARTICIPATING

2.1

Does the reporting entity at present issue both participating and non-participating contracts?.....

Yes [] No [X]

2.2

If not, state which kind is issued.
NON-PARTICIPATING

3.

Does the reporting entity at present issue or have in force contracts that contain non-guaranteed elements?.....

Yes [X] No []

If so, attach a statement that contains the determination procedures, answers to the interrogatories and an actuarial opinion as described in the instructions.

4.

Has the reporting entity any assessment or stipulated premium contracts in force?.....

Yes [] No [X]

If so, state:

4.1

Amount of insurance?

\$

4.2

Amount of reserve?

\$

4.3

Basis of reserve:

4.4

Basis of regular assessments:

4.5

Basis of special assessments:

4.6

Assessments collected during the year

\$

5.

If the contract loan interest rate guaranteed in any one or more of its currently issued contracts is less than 5%, not in advance, state the contract loan rate guarantees on any such contracts.

6.

Does the reporting entity hold reserves for any annuity contracts that are less than the reserves that would be held on a standard basis?

Yes [] No [X]

6.1

If so, state the amount of reserve on such contracts on the basis actually held:.....

\$

6.2

That would have been held (on an exact or approximate basis) using the actual ages of the annuitants; the interest rate(s) used in 6.1; and the same mortality basis used by the reporting entity for the valuation of comparable annuity benefits issued to standard lives. If the reporting entity has no comparable annuity benefits for standard lives to be valued, the mortality basis shall be the table most recently approved by the state of domicile for valuing individual annuity benefits:

\$

Attach statement of methods employed in their valuation.

7.

Does the reporting entity have any Synthetic GIC contracts or agreements in effect as of December 31 of the current year?

Yes [] No [X]

7.1

If yes, state the total dollar amount of assets covered by these contracts or agreements

\$

7.2

Specify the basis (fair value, amortized cost, etc.) for determining the amount:

7.3

State the amount of reserves established for this business:

\$

7.4

Identify where the reserves are reported in the blank:

8.

Does the reporting entity have any Contingent Deferred Annuity contracts or agreements in effect as of December 31 of the current year?

Yes [] No [X]

8.1

If yes, state the total dollar amount of account value covered by these contracts or agreements:

\$

8.2

State the amount of reserves established for this business:

\$

8.3

Identify where the reserves are reported in the blank:

9.

Does the reporting entity have any Guaranteed Lifetime Income Benefit contracts, agreements or riders in effect as of December 31 of the current year?

Yes [X] No []

9.1

If yes, state the total dollar amount of any account value associated with these contracts, agreements or riders:

\$ 37,365,720,458

9.2

State the amount of reserves established for this business:

\$ 37,765,994,740

9.3

Identify where the reserves are reported in the blank:

Exhibit 5, Annuities Lines

EXHIBIT 5A - CHANGES IN BASES OF VALUATION DURING THE YEAR

1	Valuation Basis		4
	2	3	
Description of Valuation Class	Changed From	Changed To	Increase in Actuarial Reserve Due to Change
	NONE		
9999999 - Total (Column 4, only)			

ANNUAL STATEMENT FOR THE YEAR 2022 OF THE AMERICAN EQUITY INVESTMENT LIFE INSURANCE COMPANY

EXHIBIT 6 - AGGREGATE RESERVES FOR ACCIDENT AND HEALTH CONTRACTS ^(a)

	1	Comprehensive		4	5	6	7	8	9	10	11	12	13
		2	3										
	Total	Individual	Group	Medicare Supplement	Vision Only	Dental Only	Federal Employees Health Benefits Plan	Title XVIII Medicare	Title XIX Medicaid	Credit A&H	Disability Income	Long-Term Care	Other Health
ACTIVE LIFE RESERVE													
1. Unearned premium reserves	30,978	5,978	25,000										
2. Additional contract reserves (b)	292,983	292,983											
3. Additional actuarial reserves-Asset/Liability analysis													
4. Reserve for future contingent benefits	105,546	105,546											
5. Reserve for rate credits													
6. Aggregate write-ins for reserves													
7. Totals (Gross)	429,507	404,507	25,000										
8. Reinsurance ceded													
9. Totals (Net)	429,507	404,507	25,000										
CLAIM RESERVE													
10. Present value of amounts not yet due on claims	23,338		23,338										
11. Additional actuarial reserves-Asset/Liability analysis													
12. Reserve for future contingent benefits													
13. Aggregate write-ins for reserves													
14. Totals (Gross)	23,338		23,338										
15. Reinsurance ceded													
16. Totals (Net)	23,338		23,338										
17. TOTAL (Net)	452,845	404,507	48,338										
18. TABULAR FUND INTEREST	13,585	12,135	1,450										
DETAILS OF WRITE-INS													
0601.													
0602.													
0603.													
0698. Summary of remaining write-ins for Line 6 from overflow page													
0699. TOTALS (Lines 0601 thru 0603 plus 0698) (Line 6 above)													
1301.													
1302.													
1303.													
1398. Summary of remaining write-ins for Line 13 from overflow page													
1399. TOTALS (Lines 1301 thru 1303 plus 1398) (Line 13 above)													

(a) Indicate if blocks of business in run-off that comprise less than 5% of premiums and less than 5% of reserve and loans liability are aggregated with material blocks of business and which columns are affected.

(b) Attach statement as to valuation standard used in calculating this reserve, specifying reserve bases, interest rates and methods.

EXHIBIT 7 - DEPOSIT TYPE CONTRACTS

	1	2	3	4	5	6
	Total	Guaranteed Interest Contracts	Annuities Certain	Supplemental Contracts	Dividend Accumulations or Refunds	Premium and Other Deposit Funds
1. Balance at the beginning of the year before reinsurance	216,657,893		78,843,483	137,814,410		
2. Deposits received during the year	337,444,996		7,213,407	30,231,589		300,000,000
3. Investment earnings credited to the account	6,658,508		2,668,569	3,989,939		
4. Other net change in reserves	(331,991)		(97,786)	(234,205)		
5. Fees and other charges assessed						
6. Surrender charges						
7. Net surrender or withdrawal payments	56,964,713		20,097,621	36,867,092		
8. Other net transfers to or (from) Separate Accounts						
9. Balance at the end of current year before reinsurance (Lines 1+2+3+4-5-6-7-8) (a)	503,464,693		68,530,052	134,934,641		300,000,000
10. Reinsurance balance at the beginning of the year	(2,867,863)			(2,867,863)		
11. Net change in reinsurance assumed	(175,253)			(175,253)		
12. Net change in reinsurance ceded	(230,059)			(230,059)		
13. Reinsurance balance at the end of the year (Lines 10+11-12)	(2,813,057)			(2,813,057)		
14. Net balance at the end of current year after reinsurance (Lines 9 + 13)	500,651,636		68,530,052	132,121,584		300,000,000

(a) FHLB Funding Agreements:

1.

Reported as GICs (captured in column 2)

\$
2.

Reported as Annuities Certain (captured in column 3)

\$
3.

Reported as Supplemental Contracts (captured in column 4)

\$
4.

Reported as Dividend Accumulations or Refunds (captured in column 5)

\$
5.

Reported as Premium or Other Deposit Funds (captured in column 6)

\$

300,000,000
6.

Total Reported as Deposit-Type Contracts (captured in column 1): (Sum of Lines 1 through 5)

\$

300,000,000

ANNUAL STATEMENT FOR THE YEAR 2022 OF THE AMERICAN EQUITY INVESTMENT LIFE INSURANCE COMPANY

EXHIBIT 8 - CLAIMS FOR LIFE AND ACCIDENT AND HEALTH CONTRACTS

PART 1 - Liability End of Current Year											
	1	2	Ordinary			6	Group		Accident and Health		
			3	4	5		7	8	9	10	11
	Total	Industrial Life	Life Insurance	Individual Annuities	Supplementary Contracts	Credit Life (Group and Individual)	Life Insurance	Annuities	Group	Credit (Group and Individual)	Other
1. Due and unpaid:											
1.1 Direct											
1.2 Reinsurance assumed											
1.3 Reinsurance ceded											
1.4 Net											
2. In course of settlement:											
2.1 Resisted											
2.11 Direct											
2.12 Reinsurance assumed											
2.13 Reinsurance ceded											
2.14 Net			(b)	(b)		(b)	(b)				
2.2 Other											
2.21 Direct	186,018,631		430,980	185,587,651							
2.22 Reinsurance assumed	221,517		221,517								
2.23 Reinsurance ceded											
2.24 Net	186,240,148		(b) 652,497	(b) 185,587,651		(b)	(b)		(b)	(b)	(b)
3. Incurred but unreported:											
3.1 Direct	10,000		10,000								
3.2 Reinsurance assumed	8,000		5,000								3,000
3.3 Reinsurance ceded											
3.4 Net	18,000		(b) 15,000	(b)		(b)	(b)		(b)	(b)	(b) 3,000
4. TOTALS											
4.1 Direct	186,028,631		440,980	185,587,651							
4.2 Reinsurance assumed	229,517		226,517								3,000
4.3 Reinsurance ceded											
4.4 Net	186,258,148	(a)	(a) 667,497	185,587,651			(a)				3,000

(a) Including matured endowments (but not guaranteed annual pure endowments) unpaid amounting to \$ in Column 2, \$ in Column 3 and \$ in Column 7.

(b) Include only portion of disability and accident and health claim liabilities applicable to assumed "accrued" benefits. Reserves (including reinsurance assumed and net of reinsurance ceded) for unaccrued benefits for Ordinary Life Insurance \$ Individual Annuities \$, Credit Life (Group and Individual) \$, and Group Life \$, are included in Page 3, Line 1, (See Exhibit 5, Section on Disability Disabled Lives); and for Group Accident and Health \$ Credit (Group and Individual) Accident and Health \$, and Other Accident and Health \$ are included in Page 3, Line 2 (See Exhibit 6, Claim Reserve).

ANNUAL STATEMENT FOR THE YEAR 2022 OF THE AMERICAN EQUITY INVESTMENT LIFE INSURANCE COMPANY

EXHIBIT 8 - CLAIMS FOR LIFE AND ACCIDENT AND HEALTH CONTRACTS

PART 2 - Incurred During the Year

	1 Total	2 Industrial Life (a)	Ordinary			6 Credit Life (Group and Individual)	Group		Accident and Health		
			3 Life Insurance (b)	4 Individual Annuities	5 Supplementary Contracts		7 Life Insurance (c)	8 Annuities	9 Group	10 Credit (Group and Individual)	11 Other
1. Settlements During the Year:											
1.1 Direct	1,466,892,775		2,078,110	1,447,659,795	17,154,870						
1.2 Reinsurance assumed	68,179,193		412,654	67,627,809	60,220				62,600		15,910
1.3 Reinsurance ceded	314,009,894		96,401	313,792,769	120,724						
1.4 Net	(d) 1,221,062,074		2,394,363	1,201,494,835	17,094,366				62,600		15,910
2. Liability December 31, current year from Part 1:											
2.1 Direct	186,028,631		440,980	185,587,651							
2.2 Reinsurance assumed	229,517		226,517								3,000
2.3 Reinsurance ceded											
2.4 Net	186,258,148		667,497	185,587,651							3,000
3. Amounts recoverable from reinsurers December 31, current year											
4. Liability December 31, prior year:											
4.1 Direct	181,265,377		403,796	180,861,581							
4.2 Reinsurance assumed	232,833		231,333								1,500
4.3 Reinsurance ceded											
4.4 Net	181,498,210		635,129	180,861,581							1,500
5. Amounts recoverable from reinsurers December 31, prior year											
6. Incurred Benefits											
6.1 Direct	1,471,656,029		2,115,294	1,452,385,865	17,154,870						
6.2 Reinsurance assumed	68,175,877		407,838	67,627,809	60,220				62,600		17,410
6.3 Reinsurance ceded	314,009,894		96,401	313,792,769	120,724						
6.4 Net	1,225,822,012		2,426,731	1,206,220,905	17,094,366				62,600		17,410

(a) Including matured endowments (but not guaranteed annual pure endowments) amounting to \$ in Line 1.1, \$ in Line 1.4.
\$..... in Line 6.1, and \$ in Line 6.4.

(b) Including matured endowments (but not guaranteed annual pure endowments) amounting to \$ in Line 1.1, \$ in Line 1.4.
\$..... in Line 6.1, and \$ in Line 6.4.

(c) Including matured endowments (but not guaranteed annual pure endowments) amounting to \$ in Line 1.1, \$ in Line 1.4.
\$..... in Line 6.1, and \$ in Line 6.4.

(d) Includes \$ premiums waived under total and permanent disability benefits.

ANNUAL STATEMENT FOR THE YEAR 2022 OF THE AMERICAN EQUITY INVESTMENT LIFE INSURANCE COMPANY

EXHIBIT OF NON-ADMITTED ASSETS

	1	2	3
	Current Year Total Nonadmitted Assets	Prior Year Total Nonadmitted Assets	Change in Total Nonadmitted Assets (Col. 2 - Col. 1)
1. Bonds (Schedule D)			
2. Stocks (Schedule D):			
2.1 Preferred stocks			
2.2 Common stocks			
3. Mortgage loans on real estate (Schedule B):			
3.1 First liens			
3.2 Other than first liens.....			
4. Real estate (Schedule A):			
4.1 Properties occupied by the company			
4.2 Properties held for the production of income.....			
4.3 Properties held for sale			
5. Cash (Schedule E - Part 1), cash equivalents (Schedule E - Part 2) and short-term investments (Schedule DA)			
6. Contract loans			
7. Derivatives (Schedule DB)			
8. Other invested assets (Schedule BA)		261,935	261,935
9. Receivables for securities			
10. Securities lending reinvested collateral assets (Schedule DL)			
11. Aggregate write-ins for invested assets			
12. Subtotals, cash and invested assets (Lines 1 to 11)		261,935	261,935
13. Title plants (for Title insurers only)			
14. Investment income due and accrued	3,865,170	1,159,384	(2,705,786)
15. Premiums and considerations:			
15.1 Uncollected premiums and agents' balances in the course of collection	839,160	795,002	(44,158)
15.2 Deferred premiums, agents' balances and installments booked but deferred and not yet due .			
15.3 Accrued retrospective premiums and contracts subject to redetermination			
16. Reinsurance:			
16.1 Amounts recoverable from reinsurers			
16.2 Funds held by or deposited with reinsured companies			
16.3 Other amounts receivable under reinsurance contracts	209,936,818	142,286,303	(67,650,515)
17. Amounts receivable relating to uninsured plans			
18.1 Current federal and foreign income tax recoverable and interest thereon			
18.2 Net deferred tax asset			
19. Guaranty funds receivable or on deposit			
20. Electronic data processing equipment and software	8,909,931	6,723,156	(2,186,775)
21. Furniture and equipment, including health care delivery assets	5,404,284	1,501,812	(3,902,472)
22. Net adjustment in assets and liabilities due to foreign exchange rates			
23. Receivables from parent, subsidiaries and affiliates			
24. Health care and other amounts receivable			
25. Aggregate write-ins for other than invested assets	3,827,654	4,668,380	840,726
26. Total assets excluding Separate Accounts, Segregated Accounts and Protected Cell Accounts (Lines 12 to 25)	232,783,017	157,395,973	(75,387,044)
27. From Separate Accounts, Segregated Accounts and Protected Cell Accounts			
28. Total (Lines 26 and 27)	232,783,017	157,395,973	(75,387,044)
DETAILS OF WRITE-INS			
1101.			
1102.			
1103.			
1198. Summary of remaining write-ins for Line 11 from overflow page			
1199. Totals (Lines 1101 thru 1103 plus 1198)(Line 11 above)			
2501. PREPAID ASSETS	2,554,908	4,448,351	1,893,443
2502. MISCELLANEOUS RECEIVABLES	1,272,746	220,029	(1,052,717)
2503.			
2598. Summary of remaining write-ins for Line 25 from overflow page			
2599. Totals (Lines 2501 thru 2503 plus 2598)(Line 25 above)	3,827,654	4,668,380	840,726

NOTES TO FINANCIAL STATEMENTS

NOTE 1 Summary of Significant Accounting Policies and Going Concern

A. Accounting Practices

Division (the "Insurance Division").

The Insurance Division recognizes only statutory accounting practices prescribed or permitted by the State of Iowa for determining and reporting the financial condition and results of operations of an insurance company and for determining its solvency under Iowa Insurance Law. The National Association of Insurance Commissioners' ("NAIC") Accounting Practices and Procedures Manual ("NAIC SAP") has been adopted as a component of prescribed or permitted practices by the Insurance Division. The Company differs from NAIC SAP under Iowa Administrative Code 191 - Chapter 97, Accounting for Certain Derivative Instruments Used to Hedge the Growth in Interest Credited for Indexed Insurance Products and Accounting for the Indexed Insurance Products Reserve ("IAC 191-97"), a prescribed practice issued by the Insurance Division. Under this prescribed practice, call option derivative instruments that hedge the growth in interest credited on index products are accounted for at amortized cost with the corresponding amortization recorded as a decrease to net investment income and indexed annuity reserves are calculated based on Standard Valuation Law and Guideline 35 assuming the market value of the call options associated with the current index term is zero regardless of the observable market value for such options.

The Company also has a prescribed practice under Iowa Administrative Code 191 - Chapter 43 "Annuity Mortality Tables For Use In Determining Reserve Liabilities for Annuities" ("IAC 191-43") which allows the use of the Annuity 2000 Mortality Table for determining the minimum standard of valuation for annuities issued during 2015. The Company began using the 2012 IAR Mortality Table for annuities issued on or after January 1, 2016. NAIC SAP requires the use of the 2012 IAR Mortality Table for determining the minimum standard of valuation for annuities issued on or after January 1, 2015.

A reconciliation of the Company's net income and capital and surplus between NAIC SAP and practices prescribed and permitted by the Insurance Division is shown below:

	SSAP #	F/S Page	F/S Line #	December 31, 2022	December 31, 2021
NET INCOME					
(1) Net income (loss), Iowa basis				\$ 151,857,332	\$ (863,817,819)
State Prescribed Practices that are an increase/(decrease) from NAIC SAP:					
IAC 191-97					
(a) Net investment income - derivatives	86	4	3	(38,408,521)	37,487,463
(b) Change in reserves	51	4	19	(288,641,686)	62,970,247
IAC 191-43					
(c) Change in reserves, net	51	4	19	16,960,004	(27,573,318)
(2) Net Income (loss), NAIC SAP (1-a-b-c=2)				<u>\$ 461,947,535</u>	<u>\$ (936,702,211)</u>
SURPLUS					
Statutory Surplus, Iowa Basis				\$ 3,692,601,781	\$ 4,078,531,864
(3) State Prescribed Practices that are an increase/(decrease) from NAIC SAP:					
IAC 191-97					
(a) Derivative instruments	86	2, 4	7, 3	28,666,183	(631,151,753)
(b) Reserves for indexed annuities	51	3, 4	1, 19	76,431,942	365,073,628
(c) Tax impact	101	2	18.2	(22,070,606)	55,876,406
IAC 191-43					
(d) Change in reserves	51	3, 4	1, 19	95,765,151	78,805,147
(e) Tax impact	101	2	18.2	(20,110,682)	(16,549,081)
(4) Statutory surplus, NAIC SAP (3-a-b-c-d-e=4)				<u>\$ 3,533,919,793</u>	<u>\$ 4,226,477,517</u>

B. Use of Estimates in the Preparation of the Financial Statements

The preparation of financial statements in conformity with Statutory Accounting Principles requires management to make certain estimates that affect the reported assets and liabilities, including reporting or disclosure of contingent assets and liabilities as of the date of the financial statements and the reported amounts of revenues and expenses during the reporting period. Future events, including changes in interest rates and asset valuations, could cause actual results to differ in the near term from the estimates used in the financial statements.

The most significant estimates include those used in determining policy reserves, impairment losses on investments and federal income taxes. Although some variability is inherent in these estimates, the recorded amounts reflect management's best estimates based on facts and circumstances as of the date of the financial statements. Management believes the amounts provided are appropriate.

C. Accounting Policy

1. The Company considers all highly liquid debt instruments purchased with a maturity of twelve months or less to be short-term investments and are stated at amortized cost.
2. Investments in bonds rated NAIC 1-5 (including loan-backed securities), are reported at cost adjusted for amortization of premiums or discounts. Bonds with NAIC 6 ratings are reported at the lower of amortized cost or fair value. Amortization is computed using methods which result in a level yield over the life of the security. The Company reviews its prepayment assumptions on mortgage and other asset-backed securities at regular intervals and adjusts amortization rates retrospectively when such assumptions are changed due to experience and/or expected future patterns.
- Realized capital gains and losses are recorded on the trade date and determined on the basis of specific identification and are recorded net of related federal income taxes and amounts transferred to the Interest Maintenance Reserve ("IMR"). Under a formula prescribed by the NAIC, the Company defers, in the IMR, the portion of realized gains and losses on sales of fixed income investments, principally bonds, attributable to changes in the general level of interest rates and amortizes those deferrals over the remaining period to maturity of the security. The Asset Valuation Reserve ("AVR") is established by the Company to provide for anticipated losses in the event of default by issuers of certain invested assets. The AVR is determined using a formula that is intended to establish a reserve to offset potential credit-related investment losses.
- The carrying values of all investments are reviewed on an ongoing basis for credit deterioration. An other than temporary impairment shall be considered to have occurred if it is probable that the reporting entity will be unable to collect all amounts due according to the contractual terms of a debt security in effect at the date of acquisition. If this review indicates a decline in fair value that is other than temporary, the carrying amount of the investment, other than loan-backed and structured securities, is reduced to its fair value and a specific other than temporary impairment is taken. A decline in fair value which is other than temporary includes situations where the Company has made a decision to sell a security prior to its maturity at an amount below its carrying value. Such reductions in carrying values are recognized as realized losses on investments.
3. Common stocks are stated at fair value based on the latest quoted market prices.
4. Preferred stocks are stated primarily at cost adjusted for amortization of premiums and accrual of discounts and for other than temporary decline in the fair value of the preferred stock. An exception is preferred stocks with an NAIC designation of RP4 to RP6 and P4 to P6, which are reported at the lower of amortized cost or fair value.

NOTES TO FINANCIAL STATEMENTS

5. Investments in mortgage loans on real estate are reported at cost adjusted for amortization of premiums and accrual of discounts. Amortization is computed using methods which result in a level yield over the life of the loan. Mortgage loans are stated at the aggregate unpaid principal balance net of loan loss allowance.
6. If the fair value of a loan-backed or structured security is less than its amortized cost at the reporting date, the Company assesses whether the impairment is other than temporary. If the Company intends to sell the loan-backed or structured security, an other than temporary impairment is considered to have occurred and a loss is recognized through earnings in an amount equal to the excess of amortized cost over fair value at the reporting date.
- If the Company does not intend to sell the loan-backed or structured security, the Company assesses whether it has the intent and ability to retain the investment in the security for a period of time sufficient to recover the amortized cost. If the Company does not have the intent and ability to retain the investment for the time sufficient to recover the amortized cost, an other than temporary impairment is considered to have occurred and a loss is recognized through earnings in an amount equal to the excess of amortized cost over fair value at the reporting date.
- If the Company does not expect to recover the amortized cost basis of the security, it is unable to assert that it will recover its amortized cost even if it does not intend to sell the security and the entity has the intent and ability hold such security. Therefore, in those situations, an other than temporary impairment is considered to have occurred and a loss is recognized in an amount equal to the excess of amortized cost over the present value of cash flows expected to be collected, discounted at the loan-backed or structured security's effective interest rate.
- Interest income is recognized on an accrual basis. Dividend income is recognized when declared. The Company does not accrue income on bonds in default which are delinquent more than twelve months. Further, income is not accrued when collection is uncertain.
7. The Company accounts for investments in subsidiaries, controlled and affiliated ("SCA") entities using the audited statutory equity of the investee if the entity is an insurance company. All non-insurance entities are valued at the audited U.S. GAAP equity of the investee.
8. The Company has ownership interests in joint ventures, partnerships, and limited liability companies. The Company carries these interests based on the underlying audited U.S. GAAP equity of the investee.
9. The Company has fixed index annuity products that guarantee the return of principal to the policyholder and credit interest based on a percentage of the gain in a specified market index. When fixed index annuity premiums are received, a portion of the premium is used to purchase derivatives consisting of call options on the applicable market indices to fund the index credits due to fixed index annuity policyholders. All such call options are purchased to match the funding requirements of the underlying policies. On the respective anniversary dates of the fixed index policies, the index used to compute the annual index credit is reset and the Company purchases new call options to fund the next annual index credit. The Company manages the cost of these purchases through the terms of its fixed index annuities, which permit the Company to change annual participation rates, caps and/or asset fees, subject to guaranteed minimums. By adjusting participation rates, caps or asset fees, the Company can generally manage options costs except in cases where the contractual features would prevent further modifications.
- The Company's hedging strategy attempts to mitigate any potential risk of loss under these agreements through a regular monitoring process which evaluates the program's effectiveness. The Company purchases call options to fund the next annual index credit on fixed index annuities from national recognized investment banking institutions. The Company is exposed to risk of loss in the event of nonperformance by the counterparties and, accordingly, it purchases its option contracts from multiple counterparties and evaluates the creditworthiness of all counterparties prior to purchase of the contracts. All of these options purchased by the Company have been purchased from nationally recognized financial institutions with a Standard and Poor's credit rating of A - or higher at the time of purchase. The Company also has credit support agreements that allow it to request the counterparty to provide collateral to it when the fair value of the exposure to the counterparty exceeds specified amounts (See Note 16 for more information).
- The Company follows IAC 191-97, a prescribed practice issued by the Insurance Division. Under this prescribed practice, call option derivative instruments that hedge the growth in interest credited on fixed index products are accounted for at amortized cost with the corresponding amortization recorded as a decrease to net investment income.
- The Company has interest rate swaps which are designated as fair value hedges, and are used to reduce market risk from changes in fair value due to changes in interest rates. Hedge accounting can be applied if, at inception, and throughout the hedging period, the hedging relationship is highly effective in achieving offsetting changes in fair value attributable to interest rate risk. We account for fair value hedges in accordance with SSAP No. 86-Derivatives, which allows derivatives designated in a hedge accounting relationship to be recorded in a manner consistent with the hedged asset or liability. Since the financial instruments we are hedging are reported at amortized cost, the derivative instrument is also reported at amortized cost. Upon termination of a derivative that qualified for hedge accounting, we will recognize a basis adjustment of the hedged item equal to the gain or loss of the derivative instrument.
10. The Company does not anticipate investment income as a factor in the premium deficiency calculation.
11. The Company utilizes actuarial tables and incurred but not reported data to estimate the liabilities for losses and loss/claim adjustment expense for accident and health contracts.
12. No material changes were made to the capitalization policy during 2022.
13. The Company did not have any pharmaceutical rebate receivables as of December 31, 2022.

D. Going Concern

The Company's management has evaluated its ability to continue as a going concern and does not have substantial doubt the entity will continue as a going concern.

NOTE 2 Accounting Changes and Corrections of Errors

The Company had no material changes in accounting principles or correction of errors to report for the year ended December 31, 2022.

NOTES TO FINANCIAL STATEMENTS

NOTE 3 Business Combinations and Goodwill

A. Statutory Purchase Method

During 2022, the Company did not have any business combinations taking the form of a statutory purchase.

B. Statutory Merger

During 2022, the Company did not have any business combinations taking the form of a statutory merger.

C. Assumption Reinsurance

As of December 31, 2022, the Company did not have goodwill resulting from assumption reinsurance.

D. Impairment Loss

As of December 31, 2022, the Company did not have any impaired assets related to business combinations or goodwill.

E. Subcomponents and Calculation of Adjusted Surplus and Total Admitted Goodwill

As of December 31, 2022, the Company did not have any adjusted surplus or total admitted goodwill.

NOTE 4 Discontinued Operations

The Company did not have any discontinued operations during 2022.

NOTES TO FINANCIAL STATEMENTS

NOTE 5 Investments

A. Mortgage Loans, including Mezzanine Real Estate Loans

(1) The maximum and minimum lending rates for mortgage loans originated by the Company during 2022:

Category	Maximum Lending Rate	Minimum Lending Rate
Farm	8.00%	3.90%
Residential	12.00%	3.38%
Commerical	7.76%	2.48%
Loans closed under funds withheld agreement with unauthorized reinsurer	0.00%	0.00%
Loans closed under modified coinsurance agreement with unauthorized reinsurer	8.98%	4.74%

(2) The maximum percentage of any one loan to value of security at the time of the commercial or farm loan originated by the Company during 2022 was 71.44%. The maximum loan to value on loans closed under residential mortgages during 2022 was 93.15%.

(3) Taxes, assessments and any amounts advanced not included in mortgage loan total

a. Current Year - None

b. Prior Year - None

(4) Age Analysis of Mortgage Loans and Identification of Mortgage Loans in Which the Insurer is a Participant or Co-lender in a Mortgage Loan Agreement:

	Farm	Residential		Commercial		Mezzanine	Total
		Insured	All Other	Insured	All Other		
a. Current Year							
1. Recorded Investment (All)							
(a) Current	\$ 485,480,876	\$ -	\$ 3,239,308,358	\$ -	\$ 3,121,353,715	\$ -	\$ 6,846,142,949
(b) 30 - 59 Days Past Due	\$ -	\$ -	\$ 61,449,075	\$ -	\$ -	\$ -	\$ 61,449,075
(c) 60 - 89 Days Past Due	\$ -	\$ -	\$ 15,890,175	\$ -	\$ -	\$ -	\$ 15,890,175
(d) 90 - 179 Days Past Due	\$ -	\$ -	\$ 16,432,823	\$ -	\$ 7,037,552	\$ -	\$ 23,470,375
(e) 180+ Days Past Due	\$ 1,562,556	\$ -	\$ 15,450,521	\$ -	\$ 5,000,000	\$ 15,150,999	\$ 37,164,076
2. Accruing Interest 90 - 179 Days Past Due							
(a) Recorded Investment	\$ -	\$ -	\$ -	\$ -	\$ -	\$ -	\$ -
(b) Interest Accrued	\$ -	\$ -	\$ -	\$ -	\$ -	\$ -	\$ -
3. Accruing Interest 180+ Days Past Due							
(a) Recorded Investment	\$ -						\$ -
(b) Interest Accrued	\$ -						\$ -
4. Interest Reduced							
(a) Recorded Investment	\$ -						\$ -
(b) Number of Loans	\$ -						\$ -
(c) Percent Reduced	0.000%	0.000%	0.000%	0.000%			0.000%
5. Participant or Co-lender in a Mortgage Loan Agreement							
(a) Recorded Investment	\$ 43,181,884		\$ 16,172,178		\$ 518,577,777	\$ 88,583,333	\$ 666,515,172
b. Prior Year							
1. Recorded Investment (All)							
(a) Current	\$ 300,509,167	\$ -	\$ 1,790,686,566	\$ -	\$ 3,222,704,001	\$ -	\$ 5,313,899,734
(b) 30 - 59 Days Past Due	\$ -	\$ -	\$ 32,401,661	\$ -	\$ -	\$ -	\$ 32,401,661
(c) 60 - 89 Days Past Due	\$ -	\$ -	\$ 2,595,558	\$ -	\$ -	\$ -	\$ 2,595,558
(d) 90 - 179 Days Past Due	\$ -	\$ -	\$ 676,510	\$ -	\$ -	\$ -	\$ 676,510
(e) 180+ Days Past Due	\$ -	\$ -	\$ 4,291,113	\$ -	\$ 5,000,000	\$ 20,073,496	\$ 29,364,609
2. Accruing Interest 90 - 179 Days Past Due							
(a) Recorded Investment	\$ -	\$ -	\$ 676,510	\$ -	\$ -	\$ -	\$ 676,510
(b) Interest Accrued	\$ -	\$ -	\$ 3,028	\$ -	\$ -	\$ -	\$ 3,028
3. Accruing Interest 180+ Days Past Due							
(a) Recorded Investment							\$ -
(b) Interest Accrued							\$ -
4. Interest Reduced							
(a) Recorded Investment							\$ -
(b) Number of Loans							\$ -
(c) Percent Reduced							
5. Participant or Co-lender in a Mortgage Loan Agreement							
(a) Recorded Investment	\$ 78,775,075	\$ -	\$ -	\$ -	\$ 548,814,109	\$ 186,166,553	\$ 813,755,737

NOTES TO FINANCIAL STATEMENTS

(5) Investment in Impaired Loans With or Without Allowance for Credit Losses and Impaired Loans Subject to a Participant or Co-lender Mortgage Loan Agreement for Which the Reporting Entity is Restricted from Unilaterally Foreclosing on the Mortgage Loan:Agreement:

	Farm	Residential		Commercial		Mezzanine	Total
		Insured	All Other	Insured	All Other		
a. Current Year							
1. With Allowance for Credit Losses					\$ 33,137,914		\$ 33,137,914
2. No Allowance for Credit Losses							\$ -
3. Total (1 + 2)	\$ -	\$ -	\$ -	\$ -	\$ 33,137,914	\$ -	\$ 33,137,914
4. Subject to a participant or co-lender mortgage loan agreement for which the reporting entity is restricted from unilaterally foreclosing on the mortgage loan							\$ -
b. Prior Year							
1. With Allowance for Credit Losses	\$ -	\$ -	\$ -	\$ -	\$ 30,824,858	\$ -	\$ 30,824,858
2. No Allowance for Credit Losses							\$ -
3. Total (1 + 2)	\$ -	\$ -	\$ -	\$ -	\$ 30,824,858	\$ -	\$ 30,824,858
4. Subject to a participant or co-lender mortgage loan agreement for which the reporting entity is restricted from unilaterally foreclosing on the mortgage loan							\$ -

(6) Investment in Impaired Loans – Average Recorded Investment, Interest Income Recognized, Recorded Investment on Nonaccrual Status and Amount of Interest Income Recognized Using a Cash-Basis Method of Accounting:

	Farm	Residential		Commercial		Mezzanine	Total
		Insured	All Other	Insured	All Other		
a. Current Year							
1. Average Recorded Investment					\$ 26,220,514		\$ 26,220,514
2. Interest Income Recognized					\$ 1,736,821		\$ 1,736,821
3. Recorded Investments on Nonaccrual Status					\$ 15,150,999		\$ 15,150,999
4. Amount of Interest Income Recognized Using a Cash-Basis Method of Accounting					\$ 791,883		\$ 791,883
b. Prior Year							
1. Average Recorded Investment	\$ -	\$ -	\$ -	\$ -	\$ 25,904,857	\$ -	\$ 25,904,857
2. Interest Income Recognized	\$ -	\$ -	\$ -	\$ -	\$ 3,749,375	\$ -	\$ 3,749,375
3. Recorded Investments on Nonaccrual Status	\$ -	\$ -	\$ -	\$ -	\$ 20,073,496	\$ -	\$ 20,073,496
4. Amount of Interest Income Recognized Using a Cash-Basis Method of Accounting	\$ -	\$ -	\$ -	\$ -	\$ 1,207,781	\$ -	\$ 1,207,781

(7) Allowance for credit losses:

	Current Year	Prior Year
a) Balance at beginning of period	\$ 23,811,764	\$ 36,089,689
b) Additions charged to operations	\$ 10,797,877	\$ (987,038)
c) Direct write-downs charged against the allowances	\$ (913,945)	\$ 9,574,890
d) Recoveries of amounts previously charged off	\$ 228,912	\$ (20,865,777)
e) Balance at end of period (a+b-c-d)	\$ 35,294,674	\$ 23,811,764

(8) The Company has no mortgage loans that have been derecognized as a result of foreclosure as of December 31, 2022.

(9) The Company accrues interest income on impaired loans to the extent it is deemed collectible (delinquent less than 90 days) and the loan continues to perform under its original or "workout" (e.g. interest only) terms. Interest income on non-performing loans (e.g. loans 90 days or more past due and/or collateral dependent loans) is generally recognized on a cash basis.

B. Debt Restructuring

The Company has no invested assets that are restructured debt as of December 31, 2022.

C. Reverse Mortgages

The Company has no investment in reverse mortgages.

NOTES TO FINANCIAL STATEMENTS

D. Loan-Backed Securities

- (1) Prepayment assumptions for loan-backed securities were obtained from third party rating agencies and/or third party loan servicers.
- (2) For the year ended December 31, 2022, the Company recognized other than temporary impairments ("OTTI") on its loan-backed securities on the basis of intent to sell and on the basis of the inability or lack of intent to retain the investment in the security for a period of time sufficient to recover the amortized cost basis as follows:

- (2) OTTI recognized 1st Quarter
- a. Intent to sell
- b. Inability or lack of intent to retain the investment in the security for a period of time sufficient to recover the amortized cost basis
- c. Total 1st Quarter (a+b)
- OTTI recognized 2nd Quarter
- d. Intent to sell
- e. Inability or lack of intent to retain the investment in the security for a period of time sufficient to recover the amortized cost basis
- f. Total 2nd Quarter (d+e)
- OTTI recognized 3rd Quarter
- g. Intent to sell
- h. Inability or lack of intent to retain the investment in the security for a period of time sufficient to recover the amortized cost basis
- i. Total 3rd Quarter (g+h)
- OTTI recognized 4th Quarter
- j. Intent to sell
- k. Inability or lack of intent to retain the investment in the security for a period of time sufficient to recover the amortized cost basis
- l. Total 4th Quarter (j+k)
- m. Annual Aggregate Total (c+f+i+l)

1	2		3
	Other-than-Temporary Impairment Recognized in Loss		
Amortized Cost Basis Before Other-than- Temporary Impairment	2a Interest	2b Non-interest	Fair Value 1 - (2a + 2b)
\$ 81,737,387		\$ 2,539,961	\$ 79,197,426 \$ -
\$ 81,737,387	\$ -	\$ 2,539,961	\$ 79,197,426
\$ 62,810,826		\$ 3,772,108	\$ 59,038,718 \$ -
\$ 62,810,826	\$ -	\$ 3,772,108	\$ 59,038,718
\$ 49,445,476		\$ 2,694,489	\$ 46,750,987 \$ -
\$ 49,445,476	\$ -	\$ 2,694,489	\$ 46,750,987
\$ 11,158,861		\$ 1,252,894	\$ 9,905,967 \$ -
\$ 11,158,861	\$ -	\$ 1,252,894	\$ 9,905,967
\$ 205,152,550	\$ -	\$ 10,259,452	\$ 194,893,098

NOTES TO FINANCIAL STATEMENTS

(3) The following table lists the loan-backed securities held by the Company at December 31, 2022 for which the present value of cash flows expected to be collected was less than amortized cost, and as a result OTTI was recorded during the year ended December 31, 2022:

1	2	3	4	5	6	7
CUSIP	Book/Adjusted Carrying Value Amortized Cost Before Current Period OTTI	Present Value of Projected Cash Flows	Recognized Other-Than-Temporary Impairment	Amortized Cost After Other-Than-Temporary Impairment	Fair Value at time of OTTI	Date of Financial Statement Where Reported
61749W-AH-0	\$ 3,413,421	\$ 3,290,518	\$ 122,903	\$ 3,290,518	\$ 2,876,163	03/31/2022
161631-AX-4	2,778,477	2,733,694	44,783	2,733,694	2,733,435	06/30/2022
05536L-AD-7	1,407,739	1,318,691	89,048	1,318,691	1,318,691	06/30/2022
126694-JG-4	1,495,253	1,490,553	4,700	1,490,553	1,490,553	06/30/2022
126694-NV-6	704,639	704,247	392	704,247	704,247	06/30/2022
16165L-AF-7	5,183,749	4,995,357	188,392	4,995,357	4,995,357	06/30/2022
41161P-VJ-9	1,854,589	1,540,230	314,359	1,540,230	1,540,230	06/30/2022
45660L-4E-6	1,779,211	1,649,789	129,422	1,649,789	1,649,789	06/30/2022
76113N-AC-7	804,942	749,053	55,889	749,053	749,053	06/30/2022
76114H-AM-7	1,901,719	1,778,751	122,968	1,778,751	1,778,751	06/30/2022
76113N-AC-7	737,131	730,475	6,657	730,475	730,475	09/30/2022
17322J-AB-9	1,547,930	1,318,862	229,068	1,318,862	1,318,862	09/30/2022
16165L-AF-7	4,895,911	4,818,888	77,022	4,818,888	4,818,888	09/30/2022
059469-AE-6	1,545,705	1,333,521	212,184	1,333,521	1,333,521	09/30/2022
BENE14-KE-2	9,354,738	6,802,672	2,552,067	6,802,672	6,802,672	09/30/2022
45660L-LR-8	1,586,641	1,485,134	101,508	1,485,134	1,485,134	09/30/2022
126694-NV-6	660,639	621,182	39,457	621,182	621,182	09/30/2022
31431B-AC-3	1,920,496	787,110	1,133,386	787,110	787,110	09/30/2022
12544L-AQ-4	940,492	901,680	38,812	901,680	922,870	09/30/2022
12545B-AC-6	1,448,200	1,412,554	35,645	1,412,554	1,309,008	09/30/2022
12669G-K6-7	181,879	162,234	19,645	162,234	152,846	09/30/2022
161631-AX-4	2,702,699	2,642,126	60,573	2,642,126	2,626,075	09/30/2022
17025T-AV-3	1,967,210	1,955,026	12,184	1,955,026	1,960,150	09/30/2022
466247-B2-8	803,375	797,605	5,770	797,605	719,440	09/30/2022
61749W-AH-0	3,257,163	3,003,814	253,349	3,003,814	2,548,231	09/30/2022
761120-AE-4	1,553,928	1,489,652	64,276	1,489,652	1,494,519	09/30/2022
761120-AH-7	1,511,024	1,448,532	62,492	1,448,532	1,453,314	09/30/2022
80629Q-AA-3	429,990	350,181	53,206	376,784	350,181	09/30/2022
76114H-AM-7	1,740,828	1,579,057	161,771	1,579,057	1,579,057	12/31/2022
76113N-AC-7	721,841	642,597	79,244	642,597	642,597	12/31/2022
761118-MC-9	1,170,105	1,106,302	63,803	1,106,302	1,106,302	12/31/2022
74927X-AE-2	115,766	98,720	17,046	98,720	98,720	12/31/2022
46635B-AN-1	1,790,207	1,783,108	7,098	1,783,108	1,783,108	12/31/2022
45660L-4E-6	1,593,532	1,573,468	20,064	1,573,468	1,573,468	12/31/2022
17316Y-AH-1	597,722	574,893	22,829	574,893	574,893	12/31/2022
12645Q-AC-2	1,166,849	1,148,298	18,550	1,148,298	1,148,298	12/31/2022
12641R-AS-9	3,064,721	2,863,429	201,292	2,863,429	2,863,429	12/31/2022
05952X-AE-4	2,147,411	2,128,529	18,883	2,128,529	2,128,529	12/31/2022
05531X-AG-9	2,550,207	2,348,487	201,719	2,348,487	2,348,487	12/31/2022
61752R-AH-5	899,700	881,402	18,298	881,402	881,402	12/31/2022
02150E-BG-7	407,903	371,070	36,834	371,070	371,070	12/31/2022
Total	\$ 76,335,682	\$ 69,411,491	\$ 6,897,588	\$ 69,438,094	\$ 68,370,107	

Total OTTI recognized under SSAP 43R the twelve months ended December 31, 2022: \$6,897,588

For loan-backed and structured securities with unrealized losses as of December 31, 2022, the gross unrealized losses and fair value, aggregated by length (4) of time that individual securities have been in a continuous unrealized loss position are summarized as follows:

a) The aggregate amount of unrealized losses:	
1. Less than 12 Months	\$ 645,808,231
2. 12 Months or Longer	\$ 373,095,186
b)The aggregate related fair value of securities with unrealized losses:	
1. Less than 12 Months	\$ 6,821,303,111
2. 12 Months or Longer	\$ 2,556,131,337

(5) The process for evaluating loan-backed and structured securities is based on a number of factors. The primary consideration in the evaluation process is the issuer's ability to meet current and future interest and principal payments as contractually stated at the time of purchase. The review of these securities includes an analysis of the cash flow modeling under various default scenarios considering independent third party benchmarks, the seniority of the specific tranche within the structure of the security, the composition of the collateral and the actual default, loss severity and prepayment experience exhibited. With the input of third party assumptions for default projections, loss severity and prepayment expectations, the Company evaluates the cash flow projections to determine whether the security is performing in accordance with its contractual obligations.

At December 31, 2022 the Company had no exposure to subprime loan-backed securities. Substantially all of the owned securities are in the highest rated tranche of the pool in which they are structured and are not subordinated to any other tranche.

NOTES TO FINANCIAL STATEMENTS

E. Dollar Repurchase Agreements and/or Securities Lending Transactions

- (1) As of December 31, 2022 there were no securities lending programs.
- (2) There were no assets pledged as collateral as part of a dollar repurchase agreement or securities lending transaction as of December 31, 2022.
- (3) There was no collateral received as of December 31, 2022.
- (4) The Company has no active securities lending program as of December 31, 2022.
- (5) The Company has no active securities lending program as of December 31, 2022.
- (6) The Company has no active securities lending program as of December 31, 2022.
- (7) The Company has no active securities lending program as of December 31, 2022.

F. Repurchase Agreements Transactions Accounted for as Secured Borrowing

- (1) As of December 31, 2022, the Company did not have any repurchase agreement transactions accounted for as secured borrowing.
- (2) None.
- (3) None.
- (4) As of December 31, 2022, the Company did not have any securities sold that resulted in default.
- (5) As of December 31, 2022, the Company did not have any securities sold under repo.
- (6) As of December 31, 2022, the Company did not have any securities sold under repo.
- (7) As of December 31, 2022, the Company did not have any collateral received.
- (8) As of December 31, 2022, the Company did not have any cash & non-cash collateral received.
- (9) As of December 31, 2022, the Company did not have any aggregate collateral.
- (10) As of December 31, 2022, the Company did not have any aggregate collateral reinvested.
- (11) As of December 31, 2022, the Company did not have any liability to return collateral.

G. Reverse Repurchase Agreements Transactions Accounted for as Secured Borrowing

The Company did not have any reverse repurchase agreements transactions accounted for as secured borrowing as of December 31, 2022.

H. Repurchase Agreements Transactions Accounted for as a Sale

The Company did not have any repurchase agreements transactions accounted for as a sale as of December 31, 2022.

I. Reverse Repurchase Agreements Transactions Accounted for as a Sale

The Company did not have any reverse repurchase agreements transactions accounted for as a sale as of December 31, 2022.

J. Real Estate

The Company did not have any investments in real estate as of December 31, 2022.

K. Low Income Housing tax Credits (LIHTC)

The Company did not have any investments in low-income housing tax credits as of December 31, 2022.

NOTES TO FINANCIAL STATEMENTS

L. Restricted Assets

1. Restricted Assets (Including Pledged)

Restricted Asset Category	Gross (Admitted & Nonadmitted) Restricted						
	Current Year					6	7
	1	2	3	4	5		
	Total General Account (G/A)	G/A Supporting S/A Activity (a)	Total Separate Account (S/A) Restricted Assets	S/A Assets Supporting G/A Activity (b)	Total (1 plus 3)	Total From Prior Year	Increase/ (Decrease) (5 minus 6)
a. Subject to contractual obligation for which liability is not shown					\$ -		\$ -
b. Collateral held under security lending agreements					\$ -	\$ -	\$ -
c. Subject to repurchase agreements					\$ -		\$ -
d. Subject to reverse repurchase agreements					\$ -		\$ -
e. Subject to dollar repurchase agreements					\$ -		\$ -
f. Subject to dollar reverse repurchase agreements					\$ -		\$ -
g. Placed under option contracts					\$ -		\$ -
h. Letter stock or securities restricted as to sale - excluding FHLB capital stock					\$ -		\$ -
i. FHLB capital stock	\$ 22,000,000				\$ 22,000,000		\$ 22,000,000
j. On deposit with states	\$ 2,412,736				\$ 2,412,736	\$ 2,443,380	\$ (30,644)
k. On deposit with other regulatory bodies					\$ -		\$ -
l. Pledged collateral to FHLB (including assets backing funding agreements)	\$ 1,328,473,902				\$ 1,328,473,902		\$ 1,328,473,902
m. Pledged as collateral not captured in other categories					\$ -		\$ -
n. Other restricted assets	\$ 13,945,137,865				\$ 13,945,137,865	\$ 10,883,581,572	\$ 3,061,556,293
o. Total Restricted Assets (Sum of a through n)	\$ 15,298,024,503	\$ -	\$ -	\$ -	\$ 15,298,024,503	\$ 10,886,024,952	\$ 4,411,999,551

(a) Subset of Column 1

(b) Subset of Column 3

Restricted Asset Category	Current Year			
	8	9	Percentage	
			10	11
	Total Non-admitted Restricted	Total Admitted Restricted (5 minus 8)	Gross (Admitted & Non-admitted) Restricted to Total Assets (c)	Admitted Restricted to Total Admitted Assets (d)
a. Subject to contractual obligation for which liability is not shown		\$ -	0.0%	0.0%
b. Collateral held under security lending agreements		\$ -	0.0%	0.0%
c. Subject to repurchase agreements		\$ -	0.0%	0.0%
d. Subject to reverse repurchase agreements		\$ -	0.0%	0.0%
e. Subject to dollar repurchase agreements		\$ -	0.0%	0.0%
f. Subject to dollar reverse repurchase agreements		\$ -	0.0%	0.0%
g. Placed under option contracts		\$ -	0.0%	0.0%
h. Letter stock or securities restricted as to sale - excluding FHLB capital stock		\$ -	0.0%	0.0%
i. FHLB capital stock		\$ 22,000,000	0.0%	0.0%
j. On deposit with states		\$ 2,412,736	0.0%	0.0%
k. On deposit with other regulatory bodies		\$ -	0.0%	0.0%
l. Pledged collateral to FHLB (including assets backing funding agreements)		\$ 1,328,473,902	2.2%	2.3%
m. Pledged as collateral not captured in other categories		\$ -	0.0%	0.0%
n. Other restricted assets		\$ 13,945,137,865	23.5%	23.6%
o. Total Restricted Assets (Sum of a through n)	\$ -	\$ 15,298,024,503	25.8%	25.9%

(c) Column 5 divided by Asset Page, Column 1, Line 28

(d) Column 9 divided by Asset Page, Column 3, Line 28

2. Detail of Assets Pledged as Collateral Not Captured in Other Categories (Contracts That Share Similar Characteristics, Such as Reinsurance and Derivatives, Are Reported in the Aggregate)

None.

NOTES TO FINANCIAL STATEMENTS

3. Detail of Other Restricted Assets (Contracts That Share Similar Characteristics, Such as Reinsurance and Derivatives, Are Reported in the Aggregate)

Description of Assets	Gross (Admitted & Nonadmitted) Restricted							8	Percentage	
	Current Year					6	7		9	10
	1	2	3	4	5					
	Total General Account (G/A)	G/A Supporting S/A Activity (a)	Total Separate Account (S/A) Restricted Assets	S/A Assets Supporting G/A Activity (b)	Total (1 plus 3)	Total From Prior Year	Increase/ (Decrease) (5 minus 6)	Total Current Year Admitted Restricted	Gross (Admitted & Non-admitted) Restricted to Total Assets	Admitted Restricted to Total Admitted Assets
Athene Funds withheld assets	\$ 679,057,249				\$ 679,057,249	\$ 772,672,067	\$ (93,614,818)	\$ 679,057,249	1.1%	1.2%
Athene Mod-co assets	\$ 2,278,733,001				\$ 2,278,733,001	\$ 2,751,521,318	\$ (472,788,317)	\$ 2,278,733,001	3.8%	3.9%
Bermuda FW assets	\$ 3,446,215,612				\$ 3,446,215,612	\$ 3,743,988,326	\$ (297,772,714)	\$ 3,446,215,612	5.8%	5.8%
Vermont FW assets	\$ 625,395,130				\$ 625,395,130	\$ 503,993,023	\$ 121,402,107	\$ 625,395,130	1.1%	1.1%
Brookfield assets	\$ 3,952,405,088				\$ 3,952,405,088	\$ 3,111,406,838	\$ 840,998,250	\$ 3,952,405,088	6.7%	6.7%
Ithaca FW assets	\$ 2,963,331,785				\$ 2,963,331,785		\$ 2,963,331,785	\$ 2,963,331,785	5.0%	5.0%
Total (c)	\$ 13,945,137,865	\$ -	\$ -	\$ -	\$ 13,945,137,865	\$ 10,883,581,572	\$ 3,061,556,293	\$ 13,945,137,865	23.5%	23.6%

(a) Subset of column 1

(b) Subset of column 3

(c) Total Line for Columns 1 through 7 should equal 5L(1)n Columns 1 through 7 respectively and Total Line for Columns 8 through 10 should equal 5L(1)n Columns 9 through 11 respectively.

4. Collateral Received and Reflected as Assets Within the Reporting Entity's Financial Statements

None.

M. Working Capital Finance Investments

The Company did not have any working capital finance investments as of December 31, 2022.

N. Offsetting and Netting of Assets and Liabilities

The Company did not have any offsetting and netting of assets and liabilities as of December 31, 2022.

O. 5GI Securities

The Company did not have any investments in 5GI securities as of December 31, 2022.

P. Short Sales

The Company did not have unsettled and settled short sale transactions outstanding as of December 31, 2022.

Q. Prepayment Penalty and Acceleration Fees

	General Account	Separate Account
1. Number of CUSIPs	142	
2. Aggregate Amount of Investment Income	\$ 8,435,168	

R. Reporting Entity's Share of Cash Pool by Asset Type

	Asset Type	Percent Share
(1) Cash		-3.8%
(2) Cash Equivalents		51.3%
(3) Short-Term Investments		52.5%
(4) Total		100.0%

NOTE 6 Joint Ventures, Partnerships and Limited Liability Companies

- A. The Company did not have any investments in joint ventures, partnerships, or limited liability companies that exceed 10% of its admitted assets as of December 31, 2022.
- B. During the twelve months ended December 31, 2022, the Company recognized an impairment write down for none of its partnerships.

NOTE 7 Investment Income

- A. Interest income is recognized on an accrual basis. Due and accrued income was excluded from surplus on the following bases:
- The Company does not accrue income on bonds in default which are delinquent more than twelve months. Further, income is not accrued when collection is uncertain. Accrued investment income on bonds that are over 90 days past due are not admitted.
- B. At December 31, 2022, no amounts were excluded from investment income due and accrued.

NOTES TO FINANCIAL STATEMENTS

NOTE 8 Derivative Instruments

A. Derivatives under SSAP No. 86—Derivatives

The Company uses call options to pay the benefit provided for in the Company's indexed annuity insurance products. The financial characteristics of the call options purchased by the Company generally provide for the Company to be paid the one-year appreciation of various published indices. The term of the call options is generally one year. The Company pays cash to the counterparty based upon an agreed to price at the outset of the contract. The counterparty usually pays a single payment at each due date.

The Company is exposed to risk of loss in the event of nonperformance by the counterparties and, accordingly, the Company purchases its option contracts from multiple counterparties and evaluates the creditworthiness of all counterparties prior to purchase of the contracts. All options had been purchased from nationally recognized investment banking institutions (See Note 16 of our annual statement for more information).

In accordance with IAC 191-97, call option derivative instruments that hedge the growth in interest credited on index products are accounted for at amortized cost with the corresponding amortization recorded as a decrease to net investment income.

For the years ended December 31, 2022 and 2021, proceeds received upon expiration of options and amortization of options included as components of net investment income were as follows:

	12/31/2022	12/31/2021
Proceeds received upon expiration	\$ 341,457,357	\$ 2,109,250,092
Amortization	(716,083,533)	(662,152,800)
	(374,626,176)	1,447,097,292
Less ceded options	(92,333,759)	156,364,646
	\$ (282,292,417)	\$ 1,290,732,646

Interest Rate Swaps: The Company uses interest rate swaps to reduce market risk from changes in fair value due to changes in interest rates. Our interest rate swaps allow us to pay a fixed rate and receive a variable rate at specified intervals based on a notional amount.

Interest rate swaps are used to manage interest rate risk and, to the extent they qualify, are treated as a fair value hedge. In accordance with SSAP No. 86-Derivatives, derivatives that are designated in a hedge accounting relationship are recorded in a manner consistent with the hedged asset or liability.

Interest rate swaps that are used to hedge bonds are reported by the Company at amortized cost in Schedule DB at the reporting date. Amortized cost of the interest rate swaps is zero. Upon termination of swaps that qualified for hedge accounting, the gain or loss on the swap will adjust the basis of the hedged items.

There were no derivatives with financing premiums for the quarter ended December 31, 2022.

There was no net gain or loss recognized in unrealized gains or losses during the reporting period representing a component of the derivative instruments' gain or loss excluded from the assessment of hedge effectiveness.

There was no net gain or loss recognized in unrealized gain or losses during the period resulting from derivatives that no longer qualify for hedge accounting.

As of the reporting period, we do not have cash flow hedges of a forecasted transaction.

B. As of the reporting period, the Company has no derivatives accounted for under SSAP 108.

NOTES TO FINANCIAL STATEMENTS

NOTE 9 Income Taxes

A. The components of the net deferred tax asset/(liability) at the end of current period are as follows:

1.

	As of End of Current Period			12/31/2021			Change		
	(1) Ordinary	(2) Capital	(3) (Col. 1 + 2) Total	(4) Ordinary	(5) Capital	(6) (Col. 4 + 5) Total	(7) (Col. 1 - 4) Ordinary	(8) (Col. 2 - 5) Capital	(9) (Col. 7 + 8) Total
(a) Gross Deferred Tax Assets	\$ 391,828,867	\$ 46,507,266	\$ 438,336,133	\$ 303,698,354	\$ 21,744,139	\$ 325,442,493	\$ 88,130,513	\$ 24,763,127	\$ 112,893,640
(b) Statutory Valuation Allowance Adjustment			\$ -			\$ -	\$ -	\$ -	\$ -
(c) Adjusted Gross Deferred Tax Assets (1a - 1b)	\$ 391,828,867	\$ 46,507,266	\$ 438,336,133	\$ 303,698,354	\$ 21,744,139	\$ 325,442,493	\$ 88,130,513	\$ 24,763,127	\$ 112,893,640
(d) Deferred Tax Assets Nonadmitted			\$ -			\$ -	\$ -	\$ -	\$ -
(e) Subtotal Net Admitted Deferred Tax Asset (1c - 1d)	\$ 391,828,867	\$ 46,507,266	\$ 438,336,133	\$ 303,698,354	\$ 21,744,139	\$ 325,442,493	\$ 88,130,513	\$ 24,763,127	\$ 112,893,640
(f) Deferred Tax Liabilities	\$ 218,233,688	\$ 61,890,460	\$ 280,124,148	\$ 182,833,241	\$ 19,315,523	\$ 202,148,764	\$ 35,400,447	\$ 42,574,937	\$ 77,975,384
(g) Net Admitted Deferred Tax Asset/(Net Deferred Tax Liability) (1e - 1f)	\$ 173,595,179	\$ (15,383,194)	\$ 158,211,985	\$ 120,865,113	\$ 2,428,616	\$ 123,293,729	\$ 52,730,066	\$ (17,811,810)	\$ 34,918,256

2.

	As of End of Current Period			12/31/2021			Change		
	(1) Ordinary	(2) Capital	(3) (Col. 1 + 2) Total	(4) Ordinary	(5) Capital	(6) (Col. 4 + 5) Total	(7) (Col. 1 - 4) Ordinary	(8) (Col. 2 - 5) Capital	(9) (Col. 7 + 8) Total
Admission Calculation Components SSAP No. 101									
(a) Federal Income Taxes Paid In Prior Years Recoverable Through Loss Carrybacks		\$ 27,683,664	\$ 27,683,664	\$ -	\$ 19,951,141	\$ 19,951,141	\$ -	\$ 7,732,523	\$ 7,732,523
(b) Adjusted Gross Deferred Tax Assets Expected To Be Realized (Excluding The Amount Of Deferred Tax Assets From 2(a) above) After Application of the Threshold Limitation. (The Lesser of 2(b)1 and 2(b)2 Below)	\$ 124,019,986	\$ 18,823,602	\$ 142,843,588	\$ 122,786,601	\$ -	\$ 122,786,601	\$ 1,233,385	\$ 18,823,602	\$ 20,056,987
1. Adjusted Gross Deferred Tax Assets Expected to be Realized Following the Balance Sheet Date.	\$ 124,019,986		\$ 124,019,986	\$ 122,786,601	\$ -	\$ 122,786,601	\$ 1,233,385	\$ -	\$ 1,233,385
2. Adjusted Gross Deferred Tax Assets Allowed per Limitation Threshold.	XXX	XXX		XXX	XXX		XXX	XXX	\$ -
(c) Adjusted Gross Deferred Tax Assets (Excluding The Amount Of Deferred Tax Assets From 2(a) and 2(b) above) Offset by Gross Deferred Tax Liabilities.	\$ 267,808,881		\$ 267,808,881	\$ 180,911,752	\$ 1,792,999	\$ 182,704,751	\$ 86,897,129	\$ (1,792,999)	\$ 85,104,130
(d) Deferred Tax Assets Admitted as the result of application of SSAP No. 101. Total (2(a) + 2(b) + 2(c))	\$ 391,828,867	\$ 46,507,266	\$ 438,336,133	\$ 303,698,354	\$ 21,744,139	\$ 325,442,493	\$ 88,130,513	\$ 24,763,127	\$ 112,893,640

3.

	2022	2021
a. Ratio Percentage Used To Determine Recovery Period And Threshold Limitation Amount.	799%	778%
b. Amount Of Adjusted Capital And Surplus Used To Determine Recovery Period And Threshold Limitation In 2(b)2 Above.	\$ 4,062,661,514	\$ 4,314,280,700

4.

	As of End of Current Period		12/31/2021		Change	
	(1) Ordinary	(2) Capital	(3) Ordinary	(4) Capital	(5) (Col. 1 - 3) Ordinary	(6) (Col. 2 - 4) Capital
Impact of Tax Planning Strategies:						
(a) Determination of adjusted gross deferred tax assets and net admitted deferred tax assets, by tax character as a percentage.						
1. Adjusted Gross DTAs amount from Note 9A1(c)	\$ 391,828,867	\$ 46,507,266	\$ 303,698,354	\$ 21,744,139	\$ 88,130,513	\$ 24,763,127
2. Percentage of adjusted gross DTAs by tax character attributable to the impact of tax planning strategies					0%	0.0%
3. Net Admitted Adjusted Gross DTAs amount from Note 9A1(e)	\$ 391,828,867	\$ 46,507,266	\$ 303,698,354	\$ 21,744,139	\$ 88,130,513	\$ 24,763,127
4. Percentage of net admitted adjusted gross DTAs by tax character admitted because of the impact of tax planning strategies		9%	0.0%	0%	11.2%	9%
						-11.2%

b. Do the Company's tax-planning strategies include the use of reinsurance? Yes [] No [X]

B. Regarding deferred tax liabilities not recognized:

As of December 31, 2022, the company had no temporary differences for which deferred tax liabilities are not recognized.

NOTES TO FINANCIAL STATEMENTS

C. Current income taxes incurred consist of the following major components:

1. Current Income Tax
- (a) Federal

(b) Foreign

(c) Subtotal (1a+1b)

(d) Federal income tax on net capital gains

(e) Utilization of capital loss carry-forwards

(f) Other

(g) Federal and foreign income taxes incurred (1c+1d+1e+1f)
2. Deferred Tax Assets:
- (a) Ordinary:

(1) Discounting of unpaid losses

(2) Unearned premium reserve

(3) Policyholder reserves

(4) Investments

(5) Deferred acquisition costs

(6) Policyholder dividends accrual

(7) Fixed assets

(8) Compensation and benefits accrual

(9) Pension accrual

(10) Receivables - nonadmitted

(11) Net operating loss carry-forward

(12) Tax credit carry-forward

(13) Other

(99) Subtotal (sum of 2a1 through 2a13)

(b) Statutory valuation allowance adjustment

(c) Nonadmitted

(d) Admitted ordinary deferred tax assets (2a99 - 2b - 2c)

(e) Capital:

(1) Investments

(2) Net capital loss carry-forward

(3) Real estate

(4) Other

(99) Subtotal (2e1+2e2+2e3+2e4)

(f) Statutory valuation allowance adjustment

(g) Nonadmitted

(h) Admitted capital deferred tax assets (2e99 - 2f - 2g)

(i) Admitted deferred tax assets (2d + 2h)
3. Deferred Tax Liabilities:
- (a) Ordinary:

(1) Investments

(2) Fixed assets

(3) Deferred and uncollected premium

(4) Policyholder reserves

(5) Other

(99) Subtotal (3a1+3a2+3a3+3a4+3a5)

(b) Capital:

(1) Investments

(2) Real estate

(3) Other

(99) Subtotal (3b1+3b2+3b3)

(c) Deferred tax liabilities (3a99 + 3b99)
4. Net deferred tax assets/liabilities (2i - 3c)

(1)	(2)	(3)
12/31/2022	12/31/2021	(Col. 1 - 2) Change
\$ 77,973,918	\$ 210,936,509	\$ (132,962,591)
		\$ -
\$ 77,973,918	\$ 210,936,509	\$ (132,962,591)
\$ (15,386,742)	\$ (5,513,401)	\$ (9,873,341)
		\$ -
		\$ -
\$ 62,587,176	\$ 205,423,108	\$ (142,835,932)
		\$ -
		\$ -
\$ 162,280,361	\$ 140,526,135	\$ 21,754,226
\$ 140,488,495	\$ 21,344,629	\$ 119,143,866
\$ 26,309,474	\$ 28,262,204	\$ (1,952,730)
		\$ -
\$ 4,437,164		\$ 4,437,164
\$ 897,123	\$ 151,377	\$ 745,746
		\$ -
\$ 15,831,279	\$ 35,519,604	\$ (19,688,325)
		\$ -
		\$ -
\$ 41,584,971	\$ 77,894,404	\$ (36,309,433)
\$ 391,828,867	\$ 303,698,354	\$ 88,130,513
		\$ -
		\$ -
\$ 391,828,867	\$ 303,698,354	\$ 88,130,513
\$ 46,507,266	\$ 21,744,139	\$ 24,763,127
		\$ -
		\$ -
		\$ -
\$ 46,507,266	\$ 21,744,139	\$ 24,763,127
		\$ -
		\$ -
\$ 46,507,266	\$ 21,744,139	\$ 24,763,127
\$ 438,336,133	\$ 325,442,493	\$ 112,893,640
\$ 100,177,595	\$ 64,220,783	\$ 35,956,812
\$ 3,549,637	\$ 3,304,592	\$ 245,045
\$ 222,166	\$ 237,096	\$ (14,930)
\$ 98,895,463	\$ 97,340,664	\$ 1,554,799
\$ 15,388,826	\$ 17,730,107	\$ (2,341,281)
\$ 218,233,687	\$ 182,833,241	\$ 35,400,446
\$ 61,890,460	\$ 19,315,523	\$ 42,574,937
		\$ -
		\$ -
\$ 61,890,460	\$ 19,315,523	\$ 42,574,937
\$ 280,124,147	\$ 202,148,764	\$ 77,975,383
\$ 158,211,986	\$ 123,293,729	\$ 34,918,257

D. Analysis of Actual Income Tax Expense

The Company's income tax expense differs from the amount obtained by applying the statutory rate of 21% to pretax net income for the following reasons at December 31, 2022:

Amounts	Effective Tax Rate (%)
\$ 37,530,080	21.00%
(1,240,493)	-0.69%
-	0.00%
92,743	0.05%
1,693,824	0.95%
(31,286,059)	-17.51%
648,117	0.37%
(13,904,027)	-7.78%
(2,820,051)	-1.58%
-	0.00%
14,088,826	7.88%
-	0.00%
\$ 4,802,960	2.69%

Federal income tax incurred	\$ 62,587,176	
Change in net deferred income taxes	(57,784,216)	
Total statutory income tax	\$ 4,802,960	2.69%

NOTES TO FINANCIAL STATEMENTS

E. Operating Loss and Tax Credit Carryforwards and Protective Tax Deposits

1. At December 31, 2022, the Company did not have any operating loss carryforwards which do not expire. At December 31, 2022, the Company did not have any unused operating loss carryforwards or net capital loss carryforwards available to offset against future taxable income.
2. The following are income taxes incurred in the current and prior years that will be available for recoupment in the event of future net losses:

	Capital
2020	22,029,618
2021	-
2022	-
Total	22,029,618

3. The Company did not have any protective tax deposits under Section 6603 of the Internal Revenue Code.

F. Consolidated Federal Income Tax Return

1. The Company is included in the consolidated federal income tax return filed by the Holding Company (the “common parent”) and its other subsidiaries.
2. The Company computes federal income tax expense as if it were filing a separate tax return and remits amounts due to the common parent which files a consolidated tax return on behalf of the affiliated group.

G. Federal or Foreign Federal Income Tax Loss Contingencies

The Company has no tax loss contingencies for which it is reasonably possible that the total liability will significantly increase within twelve months of the reporting date.

H. Repatriation Transition Tax (RTT)

The Company did not have any repatriation transition tax as of December 31, 2022.

I. Alternative Minimum Tax (AMT) Credit

The Company did not have any alternative minimum tax credit as of December 31, 2022.

NOTE 10 Information Concerning Parent, Subsidiaries, Affiliates and Other Related Parties

- A. The Company is wholly owned by American Equity Investment Life Holding Company (the “Holding Company”), an insurance holding company domiciled in the State of Iowa. The Company owns 100% of the outstanding common stock of American Equity Investment Life Insurance Company of New York (“American Equity NY”), Eagle Life Insurance Company (“Eagle Life”), and AEL RE Vermont.

On February 17, 2022, American Equity Investment Life Insurance Company (AEILIC) established a joint venture LLC for the purpose of investing in multifamily residential real estate. AEILIC is the 95% owner of the joint venture. On March 21, 2022, Eagle Life Insurance Company (ELIC) established a new Trust for the purpose of purchasing residential loans. On May 5, 2022, AEILIC established two trusts to support investing in residential mortgage loans. On August 1, 2022 AEILIC established two additional trusts to support investing in residential mortgage loans. On October 31, 2022, AEILIC entered into a joint venture for the purpose of investing in commercial real estate as a 84.27% owner. The new joint venture, M-A LPI Holdings, LLC is further invested in a commercial real estate joint venture called M-LPI Resort Holdings, LLC as an 80% owner. M-LPI Resort Holdings, LLC is further invested in commercial real estate. On October 31, 2022, ELIC entered into a joint venture for the purpose of investing in commercial real estate as a 5.73% owner. The new joint venture, M-A LPI Holdings, LLC is further invested in a commercial real estate joint venture called M-LPI Resort Holdings, LLC as an 80% owner. M-LPI Resort Holdings, LLC is further invested in commercial real estate. On December 20, 2022 BH JV Multifamily Investors, LLC and BH JV (Berm FW) Multifamily Investors, LLC acquired a multifamily joint venture fund of which BH JV Multifamily Investors, LLC is an 80.02% investor and BH JV (Berm FW) Multifamily Investors, LLC is a 19.98% investor. The newly acquired joint venture fund, Stonecastle Apartment Holdings, LLC, is further invested in PBH Stonecastle, LLC, a multifamily real estate investment. At December 20, 2022 BH JV Multifamily Investors, LLC and BH JV (Berm FW) Multifamily Investors, LLC acquired a multifamily joint venture fund of which BH JV Multifamily Investors, LLC is an 85.56% investor and BH JV (Berm FW) Multifamily Investors, LLC is a 14.44% investor. The newly acquired joint venture fund, Vantage at Westover Parent, LLC, is further invested in Vantage at Westover Owner, LLC, a multifamily real estate investment.

- B. Please see Schedule Y, Part 2 for all reportable transactions by the Company and its affiliated insurers with other affiliates.
- C. The Company had no reportable transactions with related parties who are not reported on Schedule Y.
- D. At December 31, 2022 and 2021, the Company reported amounts payable to the Holding Company of \$2,505,931 and \$2,485,539, respectively.
- E. The Company has an Investment Advisory Agreement with the Holding Company whereby the Company pays fees at an annual rate of 0.25% on the first \$100,000,000 plus 0.20% on the amount in excess of \$100,000,000 of the market value of invested assets. In exchange for this fee, the Holding Company provides investment advice and makes investment decisions. During the years ended December 31, 2022 and 2021, the Company incurred fees of \$93,934,247 and \$120,634,031, respectively, in accordance with this agreement.

The Company and American Equity NY and Eagle Life have entered into Management Services Agreements. Under these agreements, the Company agrees to provide administrative functions related to agent licensing, payment of commissions, actuarial services, annuity policy issuance and service, accounting and finance, compliance, market conduct, general and informational services and marketing. In exchange for providing these administrative functions, American Equity NY and Eagle Life reimburse the Company for actual costs incurred arrived at a fair and equitable manner. During the years ended December 31, 2022 and 2021, American Equity NY reimbursed the Company \$291,251 and \$293,976, respectively. During the years ended December 31, 2022 and 2021, Eagle Life reimbursed the Company \$500,000 and \$499,527, respectively.

- F. The Company guarantees payments to AEL Re Vermont, a captive reinsurer, to ensure that AEL Re Vermont can meet its future obligations. The Company guarantees payment of any XOL premiums due to reinsurers, make whole payments due to reinsurers, operating expenses, funds necessary to produce a desired RBC and any fees, taxes, or other payment obligations owed by the guarantee party under their service agreement, management agreement or tax allocation agreement.
- G. Please see Schedule Y, Part 2 for all reportable transactions by the Company and its affiliated insurers with other affiliates.
- H. Downstream SCAs do not own shares of the Company's ultimate parent, Holding Company.
- I. The Company does not own any interest in SCA entities whose carrying value is equal to or exceeds 10% of the admitted assets of the Company as of December 31, 2022.
- J. The Company did not recognize any impairment write-downs for investments in SCA entities during 2022.
- K. The Company did not own any investments in a foreign insurance subsidiary where CARVM and related Actuarial Guidelines were calculated as of December 31, 2022.
- L. The Company did not own any investment in a downstream noninsurance holding company as of December 31, 2022.

NOTES TO FINANCIAL STATEMENTS

M. All SCA Investments

(1) Balance Sheet Value (Admitted and Nonadmitted) All SCAs (Except 8bi Entities)

SCA Entity	Percentage of SCA Ownership	Gross Amount	Admitted Amount	Nonadmitted Amount
a. SSAP No. 97 8a Entities				
None	0.0%	\$ -	\$ -	\$ -
Total SSAP No. 97 8a Entities	XXX	\$ -	\$ -	\$ -
b. SSAP No. 97 8b(ii) Entities				
None	0.0%	\$ -	\$ -	\$ -
Total SSAP No. 97 8b(ii) Entities	XXX	\$ -	\$ -	\$ -
c. SSAP No. 97 8b(iii) Entities				
AERL, LC	100.0%	\$ 486,925	\$ 486,925	
Total SSAP No. 97 8b(iii) Entities	XXX	\$ 486,925	\$ 486,925	\$ -
d. SSAP No. 97 8b(iv) Entities				
None	0.0%	\$ -	\$ -	\$ -
Total SSAP No. 97 8b(iv) Entities	XXX	\$ -	\$ -	\$ -
e. Total SSAP No. 97 8b Entities (except 8bi entities) (b+c+d)	XXX	\$ 486,925	\$ 486,925	\$ -
f. Aggregate Total (a+ e)	XXX	\$ 486,925	\$ 486,925	\$ -

N. Investment in Insurance SCAs

- (1) Two of the Company's SCAs have an accounting practices that differs from the NAIC accounting practices and procedures. In accordance with practices permitted by the State of Iowa, the Eagle Life Ins. Co. SCA accounts for call option derivative instruments that hedge the growth in interest credited on index products at amortized cost and utilizes the Annuity 2000 Mortality Table for determining the valuation for annuities issued before January 1, 2016. For AEL Re Vermont, under this permitted practice, is it deemed allowable that the Company treat excess of loss ("XOL") treaty as an admitted asset on its statutory financials which is otherwise disallowed by NAIC SAP.
- (2) The monetary effect on net income and surplus as a result of using an accounting practice that differed from NAIC Statutory Accounting Practices and Procedures (NAIC SAP), the amount of the investment in the insurance SCA per audited statutory equity and amount of the investment if the insurance SCA had completed statutory financial statements in accordance with the NAIC's Accounting Practces and Procedures Manual ("AP&P Manual") were as follows as of December 31, 2022.

SCA Entity (Investments in Insurance SCA Entities)	Monetary Effect on NAIC SAP		Amount of Investment	
	Net Income Increase (Decrease)	Surplus Increase (Decrease)	Per Audited Statutory Equity	If the Insurance SCA Had Completed Statutory Financial Statements *
AEL Re Vermont	\$ -	\$ (1,566,566,730)	\$ 89,945,743	\$ (1,476,620,987)
Eagle Life Insurance Company	\$ 41,527,594	\$ (9,708,591)	\$ 317,198,900	\$ 307,490,309

* Per AP&P Manual (without permitted or prescribed practices)

- (3) If the SCA had not been permitted to include these practices, the SCA's risk-based capital would not have triggered a regulatory event.

O. The Company did not have any reportable SCA losses as of December 31, 2022.

NOTES TO FINANCIAL STATEMENTS

NOTE 11 Debt

A. Through Q4 2022, AEILIC had borrowings totaling \$300M under the funding agreement with the Federal Home Loan Bank. Proceeds were used to purchase invested assets at attractive yields, in line with the Company's investment policy.

B. FHLB (Federal Home Loan Bank) Agreements

(1) The Company is a member of the FHLB Des Moines. Through its membership, the Company has issued a fund arrangement to the FHLB in exchange for cash advances. It is part of the Company's strategy to utilize funds borrowed from the FHLB for investment spread activities. Funds obtained from the FHLB are accounted for in accordance with SSAP No. 15, Debt and Holding Company Obligations (SSAP No. 15), as borrowed money. The collateral pledged to FHLB is reported as admitted assets in accordance with admissibility testing under SSAP No. 30. The table below indicates the amount of FHLB stock purchased, collateral pledged, and assets and liabilities related to the agreement with the FHLB of Des Moines.

(2) FHLB Capital Stock

a. Aggregate Totals

	(1) Total 2+3	(2) General Account	(3) Separate Accounts
1. Current Year			
(a) Membership Stock - Class A	\$ 10,000,000	\$ 10,000,000	\$ -
(b) Membership Stock - Class B	\$ -	\$ -	\$ -
(c) Activity Stock	\$ 12,000,000	\$ 12,000,000	\$ -
(d) Excess Stock	\$ -	\$ -	\$ -
(e) Aggregate Total (a+b+c+d)	\$ 22,000,000	\$ 22,000,000	\$ -
(f) Actual or estimated Borrowing Capacity as Determined by the Insurer	\$ 1,069,815,328	XXX	XXX
2. Prior Year-end			
(a) Membership Stock - Class A	\$ -	\$ -	\$ -
(b) Membership Stock - Class B	\$ -	\$ -	\$ -
(c) Activity Stock	\$ -	\$ -	\$ -
(d) Excess Stock	\$ -	\$ -	\$ -
(e) Aggregate Total (a+b+c+d)	\$ -	\$ -	\$ -
(f) Actual or estimated Borrowing Capacity as Determined by the Insurer	\$ -	XXX	XXX

b. Membership Stock (Class A and B) Eligible and Not Eligible for Redemption

	(1) Current Year Total (2+3+4+5+6)	(2) Not Eligible for Redemption	Eligible for Redemption			
			(3) Less Than 6 Months	(4) 6 Months to Less Than 1 Year	(5) 1 to Less Than 3 Years	(6) 3 to 5 Years
Membership Stock						
1. Class A	\$ 10,000,000	\$ 10,000,000	\$ -	\$ -	\$ -	\$ -
2. Class B	\$ -	\$ -	\$ -	\$ -	\$ -	\$ -

NOTES TO FINANCIAL STATEMENTS

(3) Collateral Pledged to FHLB

a. Amount Pledged as of Reporting Date

	(1)	(2)	(3)
	Fair Value	Carrying Value	Aggregate Total Borrowing
1. Current Year Total General and Separate Accounts Total Collateral Pledged (Lines 2+3)	\$ 1,183,507,010	\$ 1,328,473,902	\$ 300,000,000
2. Current Year General Account Total Collateral Pledged	\$ 1,183,507,010	\$ 1,328,473,902	\$ 300,000,000
3. Current Year Separate Accounts Total Collateral Pledged	\$ -	\$ -	\$ -
4. Prior Year-end Total General and Separate Accounts Total Collateral Pledged	\$ -	\$ -	\$ -

b. Maximum Amount Pledged During Reporting Period

	(1)	(2)	(3)
	Fair Value	Carrying Value	Amount Borrowed at Time of Maximum Collateral
1. Current Year Total General and Separate Accounts Maximum Collateral Pledged (Lines 2+3)	\$ 1,271,617,041	\$ 1,355,074,563	\$ 300,000,000
2. Current Year General Account Maximum Collateral Pledged	\$ 1,271,617,041	\$ 1,355,074,563	\$ 300,000,000
3. Current Year Separate Accounts Maximum Collateral Pledged	\$ -	\$ -	\$ -
4. Prior Year-end Total General and Separate Accounts Maximum Collateral Pledged	\$ -	\$ -	\$ -

(4) Borrowing from FHLB

a. Amount as of Reporting Date

	(1)	(2)	(3)	(4)
	Total 2+3	General Account	Separate Accounts	Funding Agreements Reserves Established
1. Current Year				
(a) Debt	\$ -	\$ -	\$ -	XXX
(b) Funding Agreements	\$ 300,000,000	\$ 300,000,000	\$ -	\$ -
(c) Other	\$ -	\$ -	\$ -	XXX
(d) Aggregate Total (a+b+c)	\$ 300,000,000	\$ 300,000,000	\$ -	\$ -
2. Prior Year end				
(a) Debt	\$ -	\$ -	\$ -	XXX
(b) Funding Agreements	\$ -	\$ -	\$ -	\$ -
(c) Other	\$ -	\$ -	\$ -	XXX
(d) Aggregate Total (a+b+c)	\$ -	\$ -	\$ -	\$ -

b. Maximum Amount During Reporting Period (Current Year)

	(1)	(2)	(3)
	Total 2+3	General Account	Separate Accounts
1. Debt	\$ -	\$ -	\$ -
2. Funding Agreements	\$ 500,000,000	\$ 500,000,000	\$ -
3. Other	\$ -	\$ -	\$ -
4. Aggregate Total (1+2+3)	\$ 500,000,000	\$ 500,000,000	\$ -

c. FHLB - Prepayment Obligations

	Does the company have prepayment obligations under the following arrangements (YES/NO)?
1. Debt	No
2. Funding Agreements	Yes
3. Other	No

NOTES TO FINANCIAL STATEMENTS

NOTE 12 Retirement Plans, Deferred Compensation, Postemployment Benefits and Compensated Absences and Other Postretirement Benefit Plans

A. Defined Benefit Plan

The company did not have a Defined Benefit Plan as of December 31, 2022.

B. Description of Investment Policies and Strategies

None.

C. Fair Value of Plan Assets

None.

D. Rate of Return Assumptions

None.

E. Defined Contribution Plans

The Company did not have a Defined Contribution Plan as of December 31, 2022.

F. Multiemployer Plans

The Company did not have Multiemployer Plans as of December 31, 2022.

G. Consolidated/Holding Company Plans

The Company participates in the American Equity Investment Profit Sharing and 401(k) Plan (the "Plan"), which is sponsored by the Holding Company and is a defined contribution plan which is qualified under Section 401(k) of the Internal Revenue Service Code. The plan covers substantially all full-time employees of the Company, subject to minimum eligibility requirements. Employees can contribute a percentage of their annual salary up to a maximum contribution of \$20,500 and \$19,500 in 2022 and 2021, respectively. The Company contributes an additional amount, subject to limitations, based on the voluntary contribution of the employee. Further, the plan provides for additional employer contributions based on the discretion of the Board of Directors. Plan contributions charged to expense were \$2,357,748 and \$2,016,105 for the years ended December 31, 2022 and 2021, respectively.

The Company participates in the American Equity Investment Employee Stock Ownership Plan ("ESOP") established July 1, 2007 and sponsored by the Holding Company. The principal purpose of the ESOP is to provide each eligible employee with an equity interest in the Holding Company. Employees become eligible once they have completed a minimum of six months of service. Employees become 100% vested after two years of service. For the years ended December 31, 2022 and 2021, the Company recognized compensation expense of \$3,165,544 and \$2,632,747, respectively, related to the ESOP plan.

The Company has deferred compensation agreements with certain former officers whereby these individuals made compensation which is deposited into the American Equity Officer Rabbi Trust ("Officer Rabbi Trust"). The assets of the Officer Rabbi Trust are included in the assets of the Company and a corresponding deferred compensation liability is recorded. The deferred compensation liability is recorded at the fair market value of the assets in the Officer Rabbi Trust with the change in fair value included as a component of compensation expense. The deferred compensation liability related to these agreements was \$1,101,648 and \$1,042,019 at December 31, 2022 and 2021, respectively. At December 31, 2022, the assets of the Officer Rabbi Trust included investments in common stock of the Company's parent, the Holding Company, with a cost of \$227,977 and fair market value of \$1,072,116. At December 31, 2021, the assets of the Officer Rabbi Trust included investments in common stock of the Company's parent, the Holding Company, with a cost of \$248,979 and fair market value of \$1,012,348. In accordance with SSAP No. 97 Investments in Subsidiary, Controlled, and Affiliated Entities, A Replacement of SSAP No. 88 ("SSAP 97"), this investment is treated as reciprocal ownership and the value of the common stock is reduced to zero through additional paid in capital.

During 2020, the 2016 Employee Incentive Plan ("2016 Plan") was amended and renamed the American Equity Investment Life Holding Company Amended and Restated Equity Incentive Plan ("Amended Plan"). The Amended Plan increased the number of shares of Common stock reserved for issuance by 3,000,000 shares to 5,500,000 shares of our Common stock which may be issued in the form of grants of options, stock appreciation rights, restricted stock awards and restricted stock units. In addition, the Amended Plan allows for awards to be granted to members of the Board of Directors of the Company.

At December 31, 2022, we had 776,516 shares of common stock available for future grant under the Amended Plan.

We have a long-term performance incentive plan under which certain members of our management team are granted performance-based restricted stock units pursuant to the Amended Plan or the 2016 Plan. During 2022, 2021 and 2020, we granted 229,880, 186,091 and 217,781 restricted stock units under these plans, respectively. For the 2022 and 2021 grants, vesting is tied to threshold, target and maximum performance goals for the three year periods ending December 31, 2024 and December 31, 2023, respectively. Fifty percent of the restricted stock units will vest if we meet threshold goals, 100% of the restricted stock units will vest if we meet target performance goals and 200% of the restricted stock units will vest if we meet maximum performance goals. For the 2020 grant, vesting is tied to threshold, target and maximum performance goals for the three year period ending December 31, 2022. Fifty percent of the restricted stock units will vest if we meet threshold goals, 100% of the restricted stock units will vest if we meet target performance goals and 150% of the restricted stock units will vest if we meet maximum performance goals. Compensation expense is recognized over the three year vesting period based on the likelihood of meeting threshold, target and maximum goals. Restricted stock units that ultimately vest are payable in an equal number of shares of our common stock. Restricted stock units are accounted for as equity awards and the estimated fair value of restricted stock units is based upon the closing price of our common stock on the date of grant.

During 2022, 2021 and 2020 we granted 159,494, 199,597 and 133,429, respectively, time-based restricted stock units to employees under the Amended Plan or the 2016 Plan. These grants vest one to three years following the grant date provided the participant remains employed with us. Shares will vest early upon an employee reaching 65 years of age with 10 years of service with us. Compensation expense is recognized over the vesting period. Restricted stock units that ultimately vest are payable in an equal number of shares of our common stock. Restricted stock units are accounted for as equity awards and the estimated fair value of restricted stock units is based upon the closing price of our common stock on the date of grant.

During 2022, 2021 and 2020, we granted 0, 391,553 and 105,809, respectively, options to employees under the Amended Plan or the 2016 Plan at an exercise price equal to the fair market value of our common stock on the date of grant. These options vest over a period of one to five years and expire 10 years after the grant date. Compensation expense is recognized over the vesting period.

During 2022, a strategic incentive award was approved under the Amended Plan in which the Chief Executive Officer has the opportunity to earn the value of up to 1.2 million shares of AEL common stock based upon attainment of specified significant sustained increases in AEL's common stock price on or before December 31, 2027. The award has four tranches with a share value objective for each tranche based on AEL's 30-day volume weighted average common stock price. Fifty percent of each tranche is paid in shares of AEL common stock, subject to a stay requirement between 1 and 2 years, and fifty percent of each tranche is paid in cash upon attainment of the share value objective. The portion of the award payable in shares is accounted for as an equity award, and the portion of the award payable in cash is accounted for as a liability award. The fair value of both the equity award and liability award were calculated using a Monte Carlo simulation. Compensation expense is recognized over a service period which is the longer of the stay requirement, where applicable, or a derived service period calculated using a Monte Carlo simulation. There was \$4.2 million of compensation expense recognized for the year ended December 31, 2022 for this award.

During 2021 and 2020, we granted 855,052 and 709,958 performance-based options ("Performance Options") to employees under the Amended Plan at an exercise price equal to the fair market value of our common stock on the date of grant. These Performance Options vest based upon the timing of meeting the market condition of a 30-day volume weighted average common stock price of \$37.00 per common share. Fifty percent of the Performance Options granted vest upon the later of: (i) the market condition noted above being met; and (ii) the one year anniversary of the Grant Date. The remaining fifty percent of the Performance Options granted vest on the one year anniversary of the vesting of the initial fifty percent of the Performance Options. The market condition for these performance options was met on January 4, 2022. Compensation expense for the Performance Options is recognized over the requisite service period.

NOTES TO FINANCIAL STATEMENTS

H. Postemployment Benefits and Compensated Absences

None.

I. Impact of Medicare Modernization Act on Postretirement Benefits (INT 04-17)

None.

NOTE 13 Capital and Surplus, Dividend Restrictions and Quasi-Reorganizations

- A. The Company has 4,000,000 shares authorized and 2,500,000 shares of common stock issued and outstanding, \$1.00 per share par value at December 31, 2022.The Company also has 500,000 shares of series preferred stock authorized, \$1.00 per share par value, but no shares have been issued or are outstanding.
- B. Dividends on Company stock are paid as declared by its Board of Directors.
- C. Prior approval of the Insurance Division is required for the payment of dividends to the Company's stockholders, which exceed an annual limitation. During 2023, the Company may pay dividends to the Holding Company of \$369,260,178 without prior approval of statutory authorities.
- D. The Company made dividend payments during 2022 and 2021 of \$325,000,000 and \$250,000,000, respectively.
- E. Within the limitation of (C) above, there are no restrictions placed on the portion of Company profits that may be paid as ordinary dividends to the Company's stockholder.
- F. No restrictions have been placed on the Company's unassigned surplus.
- G. The Company does not have any advances to surplus not repaid.
- H. The Company held none of its stock or stock of affiliated companies for special purposes.
- I. The Company has not issued any surplus notes or debentures or similar obligations.
- J. The change in unassigned funds (surplus) due to unrealized gains net of tax was \$86,128,368 for 2022.
- K. The Company has not issued any surplus notes or debentures or similar obligations during 2022.

The Company issued the following surplus debentures or similar obligations:

1	2	3	4	5	6	7	8
Item Number	Date Issued	Interest Rate	Original Issue Amount of Note	Is Surplus Note Holder a Related Party (Y/N)	Carrying Value of Note Prior Year	Carrying Value of Note Current Year*	Unapproved Interest And/Or Principal
0001	10/08/1996	8.00%	\$ 2,500,000	Yes	\$ 2,500,000	\$ 2,500,000	-
0002	12/30/1998	8.00%	\$ 5,500,000	Yes	\$ 5,500,000	\$ 5,500,000	-
0003	09/09/1999	8.00%	\$ 17,000,000	Yes	\$ 17,000,000	\$ 17,000,000	-
0004	06/19/2001	8.00%	\$ 16,000,000	Yes	\$ 16,000,000	\$ 16,000,000	-
0005	12/31/2002	8.00%	\$ 10,000,000	Yes	\$ 10,000,000	\$ 10,000,000	-
Total	XXX	XXX	\$ 51,000,000	XXX	\$ 51,000,000	\$ 51,000,000	-

* Total should agree with Page 3, Line 32.

1	9	10	11	12	13	14
Item Number	Current Year Interest Expense Recognized	Life-To-Date Interest Expense Recognized	Current Year Interest Offset Percentage (not including amounts paid to a 3rd party liquidity provider)	Current Year Principal Paid	Life-To-Date Principal Paid	Date of Maturity
0001	\$ 200,000	\$ 5,171,740				
0002	\$ 440,000	\$ 10,359,914				
0003	\$ 1,360,000	\$ 31,662,850				
0004	\$ 1,280,000	\$ 27,520,000				
0005	\$ 800,000	\$ 16,000,000				
Total	\$ 4,080,000	\$ 90,714,504	XXX	\$ -	\$ -	XXX

NOTES TO FINANCIAL STATEMENTS

1	15	16	17	18	19
Item Number	Are Surplus Note Payments Contractually Linked? (Y/N)	Surplus Note Payments Subject to Administrative Offsetting Provisions? (Y/N)	Were Surplus Note Proceeds Used to Purchase an Asset Directly From the Holder of the Surplus Note? (Y/N)	Is Asset Issuer a Related Party (Y/N)	Type of Assets Received Upon Issuance
0001	No	No	No	Yes	Cash
0002	No	No	No	Yes	Cash
0003	No	No	No	Yes	Cash
0004	No	No	No	Yes	Cash
0005	No	No	No	Yes	Cash
Total	XXX	XXX	XXX	XXX	XXX

1	20	21	22
Item Number	Principal Amount of Assets Received Upon Issuance	Book/Adjusted Carry Value of Assets	Is Liquidity Source a Related Party to the Surplus Note Issuer? (Y/N)
0001	\$ 2,500,000	\$ 2,500,000	Yes
0002	\$ 5,500,000	\$ 5,500,000	Yes
0003	\$ 17,000,000	\$ 17,000,000	Yes
0004	\$ 16,000,000	\$ 16,000,000	Yes
0005	\$ 10,000,000	\$ 10,000,000	Yes
Total	\$ 51,000,000	\$ 51,000,000	XXX

L. The Company did not have any quasi-reorganizations during 2022.

M. The Company did not have any quasi-reorganizations during 2022.

NOTE 14 Liabilities, Contingencies and Assessments

A. Contingent Commitments

The Company has unfunded commitments to limited partnerships of \$1.9 billion as of December 31, 2022.

B. Assessments

Assessments are, from time to time, levied on the Company by life and health guaranty associations by most states in which the Company is licensed to cover losses to policyholders of insolvent or rehabilitated companies. In some states, these assessments can be partially recovered through a reduction in future premium taxes. The Company paid assessments of \$14,676 and \$25,134 during the years ended December 31, 2022 and 2021, respectively.

C. Gain Contingencies

The Company did not have any gain contingencies as of December 31, 2022.

D. Claims Related to Extra Contractual Obligations and Bad Faith Losses Stemming from Lawsuits

The Company did not pay amounts during the reporting period to settle claims related to extra contractual obligations or bad faith claims stemming from lawsuits.

E. Joint and Several Liabilities

The Company did not have any joint or several liabilities as of December 31, 2022.

F. All Other Contingencies

The Company is occasionally involved in litigation, both as a defendant and as a plaintiff. In addition, state regulatory bodies, such as state insurance departments, the Securities and Exchange Commission, the Department of Labor, and other regulatory bodies regularly make inquiries and conduct examinations or investigations concerning its compliance with, among other things, insurance laws, securities laws and the Employee Retirement Income Security Act of 1974, as amended.

In accordance with applicable accounting guidelines, the Company will establish an accrued liability for litigation and regulatory matters when those matters present loss contingencies that are both probable and estimable. As a litigation or regulatory matter is developing, the Company, in conjunction with outside counsel, evaluates on an ongoing basis whether the matter presents a loss contingency that meets conditions indicating the need for accrual and/or disclosure, and if not the matter will continue to be monitored for further developments. If and when the loss contingency related to litigation or regulatory matters is deemed to be both probable and estimable, the Company will establish an accrued liability with respect to that matter and will continue to monitor the matter for further developments that may affect the amount of the accrued liability.

The Company has an accrued liability of \$0 and \$2,100 at December 31, 2022 and 2021, respectively, related to a product regulatory matter with a state insurance department.

There can be no assurance that any pending or future litigation will not have a material adverse effect on its business, financial condition, or results of operations.

NOTES TO FINANCIAL STATEMENTS

NOTE 15 Leases

A. Lessee Operating Lease:		
(1) The Company leases home office space and certain other equipment under operating leases which expire through 2033. Some of these renewals are subject to adjustments in future periods. During the years ended December 31, 2022 and 2021, rent expense totaled \$3,491,645 and \$3,533,617		
(2) a. At December 31, 2022, the minimum aggregate rental commitments are as follows:		
		Operating Leases
1. 2023	\$	2,239,299
2. 2024	\$	2,202,918
3. 2025	\$	2,075,851
4. 2026	\$	1,745,114
5. 2027	\$	307,132
6. Thereafter	\$	1,311,820
7. Total (sum of 1 through 6)	\$	9,882,134

(3) The company is not involved in any sales - leaseback transactions.

NOTE 16 Information About Financial Instruments With Off-Balance Sheet Risk and Financial Instruments With Concentrations of Credit Risk

(1)The table below summarizes the face amount of the Company's financial instruments with off-balance sheet risk as of the period indicated:

	ASSETS		LIABILITIES	
	12/31/2022	12/31/2021	12/31/2022	12/31/2021
a. Swaps	\$ 408,368,504			
b. Futures				
c. Options	\$ 393,140,280	\$ 379,441,218		\$ -
d. Total (a+b+c)	\$ 801,508,784	\$ 379,441,218	\$ -	\$ -

(2-3See Note 1- Summary of Significant Accounting Policies for a summary of the Company's accounting policy for derivatives. See Note 8 - Derivatives for a description of the nature and terms of the Company's derivatives, including market risk and credit risk.

(4) As of December 31, 2022, the Company held \$441,346,289 of cash and cash equivalents received from counterparties for derivative collateral, which is included in other liabilities in the financial statements. See Schedule DB of the Company's annual statement for additional detail.

NOTE 17 Sale, Transfer and Servicing of Financial Assets and Extinguishments of Liabilities

A. Transfers of Receivables Reported as Sales

For the twelve months ended December 31, 2022, the Company did not have transfers of receivables reported as sales.

B. Transfer and Servicing of Financial Assets

The company did not have any transactions surrounding the transfers and servicing of financial assets during the twelve months ended December 31, 2022.

C. Wash Sales

In the course of the Company's asset management, securities are sold and reacquired within 30 days of the sale date. During the twelve months ended December 31, 2022, the Company did not have any transactions qualifying as wash sales.

NOTE 18 Gain or Loss to the Reporting Entity from Uninsured Plans and the Uninsured Portion of Partially Insured Plans

A. ASO Plans:

The Company did not have ASO plans during 2022.

B. ASC Plans:

The Company did not have any ASC plans during 2022.

C. Medicare or Similarly Structured Cost Based Reimbursement Contract

The Company did not have any Medicare or other similarly structured cost based reimbursement contracts during 2022.

NOTE 19 Direct Premium Written/Produced by Managing General Agents/Third Party Administrators

The Company did not have any direct premiums written by managing general agents or third party administrators during 2022.

NOTES TO FINANCIAL STATEMENTS

NOTE 20 Fair Value Measurements

A.

(1) Fair Value Measurements at Reporting Date

Description for each class of asset or liability	(Level 1)	(Level 2)	(Level 3)	Net Asset Value (NAV)	Total
a. Assets at fair value					
Bonds - MBS		\$ 216,035			\$ 216,035
Preferred Stock		2,583,680			2,583,680
Common Stock		13,891,389			13,891,389
Warrants		1,169,202			1,169,202
Total assets at fair value/NAV	\$ -	\$ 17,860,306	\$ -	\$ -	\$ 17,860,306

(2) Fair Value Measurements in (Level 3) of the Fair Value hierarchy

Description	Beginning Balance at 01/01/2022	Transfers into Level 3	Transfers out of Level 3	Total gains and (losses) included in Net Income	Total gains and (losses) included in Surplus	Purchases	Issuances	Sales	Settlements	Ending Balance at 12/31/2022
a. Assets										
Common Stock	\$ 6,349,328		\$ (6,360,294)		\$ 10,966					\$ -
Total Assets	\$ 6,349,328	\$ -	\$(6,360,294)	\$ -	\$ 10,966	\$ -	\$ -	\$ -	\$ -	\$ -

(3) Policy on Transfers Into and Out of Level 3

Transfers of securities among the levels occur at times and depend on the type of inputs used to determine fair value of each security. There were no transfers between levels during any period presented.

(4) Inputs and Techniques Used for Level 2 and Level 3 Fair Values

Fair value is the price that would be received to sell an asset or paid to transfer a liability (exit price) in an orderly transaction between market participants at the measurement date. The objective of a fair value measurement is to determine that price for each financial instrument at each measurement date. The Company met this objective using various methods of valuation that include market, income and cost approaches.

The Company categorizes its financial instruments into three levels of fair value hierarchy based on the priority of inputs used in determining fair value. The hierarchy defines the highest priority inputs (Level 1) as quoted prices in active markets for identical assets or liabilities. The lowest priority inputs (Level 3) are the Company's assumptions about what a market participant would use in determining fair value such as estimated future cash flows. In certain cases, the inputs used to measure fair value may fall into different levels of the fair value hierarchy. In such cases, a financial instrument's level within the fair value hierarchy is based on the lowest level of input that is significant to the fair value measurement. The Company's assessment of the significance of a particular input to the fair value measurement in its entirety requires judgment and considers factors specific to the financial instrument. The Company categorizes its financial assets and liabilities recorded at fair value in the consolidated balance sheets as follows:

Level 1 - Quoted prices are available in active markets for identical financial instruments as of the reporting date. The Company does not adjust the quoted price for these financial instruments, even in situations where it holds a large position and a sale could reasonably impact the quoted price.

Level 2 - Quoted prices in active markets for similar financial instruments, quoted prices for identical or similar financial instruments in markets that are not active; and models and other valuation methodologies using inputs other than quoted prices that are observable.

Level 3 - Models and other valuation methodologies using significant inputs that are unobservable for financial instruments and include situations where there is little, if any, market activity for the financial instrument. The inputs into the determination of fair value require significant management judgment or estimation. Financial instruments that are included in Level 3 are securities for which no market activity or data exists and for which the Company used discounted expected future cash flows with its own assumptions about what a market participant would use in determining fair value.

(5) Derivative Fair Values

None.

B. Other Fair Value Disclosures

None.

NOTES TO FINANCIAL STATEMENTS

C. Aggregate fair value for all financial instruments and the level within the fair value hierarchy in which the fair value measurements in their entirety fall.

The following table represents the fair values and admitted values of all admitted assets and liabilities that are financial instruments excluding those accounted for under the equity method (subsidiaries and joint ventures). The fair values are also categorized into the three level fair value hierarchy.

Type of Financial Instrument	Aggregate Fair Value	Admitted Assets	(Level 1)	(Level 2)	(Level 3)	Net Asset Value (NAV)	Not Practicable (Carrying Value)
Assets							
Bonds	\$ 39,512,061,489	\$ 44,406,672,883	\$ 21,698,461	\$ 38,717,605,149	\$ 772,757,879		
Preferred stock	\$ 22,886,810	\$ 35,423,918		\$ 22,886,810			
Common stock - unaffiliated	\$ 35,891,389	\$ 35,891,389		\$ 35,891,389			
Mortgage loans on real-estate	\$ 6,469,850,358	\$ 7,650,631,822			\$ 6,469,850,358		
Derivatives instruments	\$ 398,382,904	\$ 393,140,280		\$ 398,382,904			
Policy loans	\$ 733,562	\$ 733,562					\$ 733,562
Other invested assets	\$ 1,396,107,526	\$ 1,448,477,893		\$ 395,572,776	\$ 1,000,534,750		
Cash and cash equivalents	\$ 1,195,488,682	\$ 1,195,488,682	\$ 1,195,488,682				
Short-term investments	\$ 1,313,312,685	\$ 1,320,702,851	\$ 395,779,877	\$ 917,532,808			
Liabilities							
Policy benefit reserves	\$ 37,608,335,937	\$ 50,727,619,641	\$ -	\$ -	\$ 37,608,335,937	\$ -	\$ -

The following methods and assumptions were used by the Company in estimating the fair values of financial instruments.

Bonds: The fair values of fixed maturity securities in an active and orderly market are determined by utilizing independent pricing services. The independent pricing services incorporate a variety of observable market data in their valuation techniques, including:

- reported trading prices
- benchmark yields
- broker-dealer quotes
- benchmark securities
- bids and offers
- credit ratings
- relative credit information, and
- other reference data

The independent pricing services also take into account perceived market movements and sector news, as well as a security's terms and conditions, including any features specific to that issue that may influence risk and marketability. Depending on the security, the priority of the use of observable market inputs may change as some observable market inputs may not be relevant or additional inputs may be necessary.

The independent pricing services provide quoted market prices when available. Quoted prices are not always available due to market inactivity. When quoted market prices are not available, the third parties use yield data and other factors relating to instruments or securities with similar characteristics to determine fair value for securities that are not actively traded. The Company generally obtains one value from our primary external pricing service. In situations where a price is not available from this service, the Company may obtain quotes or prices from additional parties as needed. Market indices of similar rated asset class spreads are considered for valuations and broker indications of similar securities are compared. Inputs used by the broker include market information, such as yield data and other factors relating to instruments or securities with similar characteristics. Valuations and quotes obtained from third party commercial pricing services are non-binding and do not represent quotes on which one may execute the disposition of the assets.

The Company validates external valuations at least quarterly through a combination of procedures that include the evaluation of methodologies used by the pricing services, comparison of the prices to a secondary pricing source, analytical reviews and performance analysis of the prices against trends, and maintenance of a securities watch list. Additionally, as needed, the Company utilizes discounted cash flow models or performs independent valuations on a case-by-case basis using inputs and assumptions similar to those used by pricing services. Although the Company does identify differences from time to time as a result of these validation procedures, no significant adjustments were made as of December 31, 2022 and 2021.

Preferred and common stock: The fair values of preferred and unaffiliated common stocks are based on quoted market prices and discounted expected future cash flows.

Mortgage loans on real estate: The fair values of mortgage loans on real estate are calculated using discounted expected cash flows using current competitive market interest rates currently being offered for similar loans. The fair values of impaired mortgage loans on real estate that the Company has considered to be collateral dependent are based on the fair value of the real estate collateral (based on appraised values) less estimated costs to sell. The inputs utilized to determine fair value of all mortgage loans are unobservable market data (competitive market interest rates); therefore, fair value of mortgage loans falls into Level 3 in the fair value hierarchy.

Other invested assets: The fair values of other invested assets are obtained from third parties and are based on quoted market prices when available. The third parties use yield data and other factors relating to instruments or securities with similar characteristics to determine fair value for securities that are not actively traded.

Derivatives: The fair values of call options are based upon the amount of cash that the Company will receive to settle each derivative instrument on the reporting date. These amounts are determined by our investment team using industry accepted valuation models. Inputs include market volatility and risk free interest rates and are used in income valuation techniques in arriving at a fair value for each option contract. The Company has no performance obligations related to the call options purchased to fund our fixed index annuity policy liabilities. The fair values of interest rate swaps are determined using internal valuation models that generate discounted expected future cash flows by constructing a projected Secured Overnight Financing Rate (SOFR) curve over the term of the swap.

Policy loans: The Company has not attempted to determine the fair values associated with its policy loans as management believes any differences between the Company's carrying value and the fair values afforded these instruments are immaterial to the Company's financial position and, accordingly, the cost to provide such disclosure is not worth the benefit to be derived.

Cash, cash equivalents and short-term investments: Amounts reported in the statutory- basis balance sheets for these instruments are reported at their historical cost which approximates fair value due to the nature of the assets assigned to this category.

Policy benefit reserves: The fair values of the liabilities under contracts are stated at the cost the Company would incur to extinguish the liability (i.e., the cash surrender value). For period-certain annuity benefit contracts, the fair value is determined by discounting the benefits at the interest rates currently in effect for newly issued immediate annuity contracts.

NOTES TO FINANCIAL STATEMENTS

D. Not Practicable to Estimate Fair Value

The Company has not attempted to determine the fair values associated with policy loans, as the Company believes any differences between carrying values and fair values are immaterial to the Company's financial position and, accordingly, the cost to provide such disclosure does not justify the benefit to be derived. As a result, the Company also has not determined an effective interest rate or maturity date.

Type or Class of Financial Instrument	Carrying Value	Effective Interest Rate	Maturity Date	Explanation
Policy Loans	\$ 733,562			The Company has not attempted to determine the fair values associated with policy loans as the Company believes any differences between carrying values and fair values are immaterial to the Company's financial position and, accordingly, the cost to provide such disclosure does not justify the benefit to be derived. As a result, the Company also has not determined an effective interest rate or maturity date.

E. Estimates using NAV practical expedient

None.

NOTE 21 Other Items

A. Unusual or Infrequent Items

The Company did not have any extraordinary items during 2022.

B. Troubled Debt Restructuring: Debtors

During the year ended December 31, 2022, the Company did not have any trouble debt restructuring.

C. Other Disclosures

The Company did not have any unusual items or investments pledged as collateral as of December 31, 2022.

D. Business Interruption Insurance Recoveries

The Company did not have any business interruption insurance recoveries during 2022.

E. State Transferable and Non-transferable Tax Credits

The Company did not have any state transferable or non-transferable tax credits as of December 31, 2022.

F. Subprime Mortgage Related Risk Exposure

The Company defines its exposure to subprime mortgages as any fixed income security primarily backed by mortgage pools with any of the following characteristics calculated on a weighted average basis:
First lien mortgages whose borrowers have FICO scores less than 650
First lien mortgages with loan-to-value ratios greater than 90%
Second lien mortgages whose borrowers have FICO scores less than 675
Borrowers with less than conventional documentation and FICO scores less than 650
Any security backed by a U.S. Government Agency or insured by FHA or VA is not considered to be subprime

The Company did not have any exposure to subprime securities during the twelve months ended December 31, 2022.

G. Retained Assets

As of December 31, 2022, the Company does not have any retained assets.

H. Insurance-Linked Securities (ILS) Contracts

As of December 31, 2022, the Company does not have any insurance-linked securities.

I. The Amount That Could Be Realized on Life Insurance Where the Reporting Entity is Owner and Beneficiary or Has Otherwise Obtained Rights to Control the Policy

(1) Amount of admitted balance that could be realized from an investment vehicle	\$ 397,683,129
(2) Percentage Bonds	66.3%
(3) Percentage Stocks	1.1%
(4) Percentage Mortgage Loans	18.2%
(5) Percentage Real Estate	1.1%
(6) Percentage Cash and Short-Term Investments	2.6%
(7) Percentage Derivatives	1.0%
(8) Percentage Other Invested Assets	9.7%

NOTES TO FINANCIAL STATEMENTS

NOTE 22 Events Subsequent

Type I – Recognized Subsequent Events:

Subsequent events have been considered through February 15, 2023.

There are no subsequent events to report.

Type II – Nonrecognized Subsequent Events:

Subsequent events have been considered through February 15, 2023.

There are no subsequent events to report.

The Company is not subject to an annual fee under Section 9010 of the Federal Affordable Care Act.

NOTE 23 Reinsurance

A. Ceded Reinsurance Report

Section 1 - General Interrogatories

1. Are any of the reinsurers, listed in Schedule S as non-affiliated, owned in excess of 10% or controlled, either directly or indirectly, by the company or by any representative, officer, trustee, or director of the company?

Yes [] No [X]

2. Have any policies issued by the Company been reinsured with a company chartered in a country other than the United States (excluding U.S. Branches of such companies) that is owned in excess of 10% or controlled directly or indirectly by an insured, a beneficiary, a creditor or any other person not primarily engaged in the insurance business?

Yes [] No [X]

Section 2 - Ceded Reinsurance Report - Part A

1. Does the Company have any reinsurance agreements in effect under which the reinsurer may unilaterally cancel any reinsurance for reasons other than for nonpayment of premium or other similar credits?

Yes [] No [X]

a. If yes, what is the estimated amount of aggregate reduction in surplus of a unilateral cancellation by the reinsurer as of the date of this statement, for those agreements in which cancellation results in a net obligation of the reporting entity to the reinsurer, and for which such obligation is not presently accrued? Where necessary, the reporting entity may consider the current or anticipated experience of the business reinsured in making this estimate. \$_____

b. What is the total amount of reinsurance credits taken, whether as an asset or as a reduction of liability, for these agreements in this statement? \$_____

2. Does the reporting entity have any reinsurance agreements in effect such that the amount of losses paid or accrued through the statement date may result in a payment to the reinsurer of amounts that, in aggregate and allowing for offset of mutual credits from other reinsurance agreements with the same reinsurer, exceed the total direct premium collected under the reinsured policies?

Yes [] No [X]

Section 3 - Ceded Reinsurance Report - Part B

1. What is the estimated amount of the aggregate reduction in surplus, (for agreements other than those under which the reinsurer may unilaterally cancel for reasons other than for nonpayment of premium or other similar credits that are reflected in Section 2 above) of termination of ALL reinsurance agreements, by either party, as of the date of this statement? Where necessary, the Company may consider the current or anticipated experience of the business reinsured in making their estimate. \$1,588,072,057

2. Have any new agreements been executed or existing agreements amended, since January 1 of the year of this statement, to include policies or contracts in force or which had existing reserves established by the Company as of the effective date of the agreement?

Yes [X] No []

If yes, what is the amount of reinsurance credits, whether as asset or reduction of liability, taken for such new agreements or amendments? \$4,019,749,950

NOTES TO FINANCIAL STATEMENTS

The Company has entered into two coinsurance agreements with EquiTrust Life Insurance Company ("EquiTrust"), covering 70% of certain of the Company's fixed rate and index annuities issued from August 1, 2001 through December 31, 2001, 40% of those contracts issued during 2002 and 2003 and 20% of those contracts issued from January 1, 2004 to July 31, 2004, when the agreement was suspended by mutual consent of the parties. As a result of the suspension, new business will no longer be ceded to EquiTrust unless the parties mutually agree to resume the coinsurance of new business. These reinsurance transactions are summarized as follows:

Assumed Income Statement	12/31/2022	12/31/2021
Annuity Considerations	\$ 1,354,296	\$ 1,674,081
Commission and Expense Allowances	\$ 355,534	\$ 401,976
Benefits and Surrenders Ceded	\$ 54,415,703	\$ 61,952,966
Balance Sheet	12/31/2022	12/31/2021
Reserve Credit	\$ 322,265,929	\$ 367,038,326

Effective July 1, 2013, the Company entered into an YRT reinsurance agreement ("2013 Agreement") with Hannover covering inforce and new business net of any existing reinsurance agreements. Under the 2013 agreement, Hannover agreed to reinsure 45.6% of waived surrender charges on free partial withdrawals, Lifetime Income Benefit Rider ("LIBR") payments and death claim payments and also LIBR payments greater than the fund value of the underlying contract. The Company pays quarterly reinsurance premiums under the agreement on policies with LIBR. In addition, an experience refund is calculated on a quarterly basis.

As of April 1, 2019, the Company recaptured all risks ceded under the 2013 Agreement and entered into a coinsurance funds withheld reinsurance agreement ("2019 Treaty"). Under the 2019 Treaty, Hannover assumes an 80% quota share of future claims associated with the LIBR and waived surrender charges on existing plan codes. In addition, Hannover will accept risks on newly issued policies through at least December 31, 2021. The aforementioned risks being ceded under the 2019 Treaty are consistent with the risks ceded under the 2013 Agreement.

The 2019 Treaty essentially amends and replaces the 2013 Agreement. As the 2019 Treaty covers business issued prior to the effective date of the agreement, and the recapture of the 2013 agreement and the 2019 agreement were entered into simultaneously, the initial net impact of the recapture gain and the 2019 Treaty of \$95.5 million was recognized directly in surplus during the second quarter of 2019. The 2019 treaty was partially recaptured at September 30, 2021 and fully recaptured at December 31, 2021. These reinsurance transactions are summarized as follows:

Income Statement	12/31/2022	12/31/2021
Annuity Considerations	\$ -	\$ (12,285,831)
Benefits and Surrenders Ceded	\$ -	\$ 47,507,723
Balance Sheet	12/31/2022	12/31/2021
Reserves Credit	\$ -	\$ -

Effective July 1, 2009, the Company entered into two funds withheld coinsurance agreements with Athene Life Re Ltd. ("Athene"), an unauthorized Bermuda life reinsurer. One agreement ceded 20% of certain index annuities issued from January 1, 2009, through December 31, 2009. The other agreement ceded 80% of the Company's multi-year rate guaranteed annuities issued on or after July 1, 2009 through December 31, 2013. The Company remains liable to policyholders with respect to the policy liabilities ceded to Athene should Athene fail to meet the obligations it has reinsured. The balance due under these agreements with Athene represents the amortized cost of call options held by the Company to fund index credits related to the ceded business and cash due to Athene related to monthly settlements of policy activity. These transactions are summarized as follows:

Income Statement	12/31/2022	12/31/2021
Annuity Considerations	\$ 1,272,372	\$ 1,584,513
Commission and Expense Allowances	\$ 2,612,056	\$ 3,126,474
Benefits and Surrenders Ceded	\$ 109,976,140	\$ 120,010,203
Balance Sheet	12/31/2022	12/31/2021
Reserve Credit	\$ 700,694,425	\$ 781,205,401
Funds Withheld Under Treaty	\$ 694,619,736	\$ 788,542,577

Effective January 1, 2014, the Company entered into an annuity modified coinsurance agreement with Athene. The amended agreement cedes 80% of the Company's multi-year rate guaranteed annuities ("MYGA") issued on or after January 1, 2014 (both direct MYGA business and MYGA business assumed from Eagle Life) and 80% of certain of the Company's index annuities issued from August 1, 2016 through December 31, 2016. In addition, the agreement cedes 100% of certain fixed index annuities the Company assumes from Eagle Life. The Company remains liable to policyholders with respect to the policy liabilities ceded to Athene should Athene fail to meet the obligations it has reinsured. The transaction is summarized as follows:

Income Statement	12/31/2022	12/31/2021
Annuity Considerations	\$ 4,767,515	\$ 11,200,820
Commission and Expense Allowances	\$ 12,715,013	\$ 15,498,148
Benefits and Surrenders Ceded	\$ 531,746,716	\$ 675,979,416
Balance Sheet	12/31/2022	12/31/2021
Mod Co Reserve	\$ 2,327,515,930	\$ 2,771,648,568

Effective January 1, 2021, no new business is being ceded to Athene under the modified coinsurance agreement.

During December of 2010, the Company entered into a coinsurance agreement with Eagle Life in which the Company is ceding 100% of the risk associated with certain fixed annuities issued on or after January 1, 2010 through December 31, 2013 to Eagle Life. This coinsurance agreement is summarized as follows:

Income Statement	12/31/2022	12/31/2021
Annuity Considerations	\$ 73,700	\$ 87,511
Commission and Expense Allowances	\$ 67,046	\$ 70,526
Benefits and Surrenders Ceded	\$ 9,755,650	\$ 11,227,597
Balance Sheet	12/31/2022	12/31/2021
Reserve Credit	\$ 126,597,637	\$ 131,094,465

NOTES TO FINANCIAL STATEMENTS

Effective January 1, 2014, no new business is being ceded to Eagle Life under this coinsurance agreement.

Effective January 1, 2014, the Company entered into a coinsurance agreement with Eagle Life under which the Company assumes 80% of certain of Eagle Life's fixed index annuities issued on or after January 1, 2014 through December 31, 2016, 50% of certain of Eagle Life's fixed index annuities issued on or after January 1, 2017 through December 31, 2018 and 20% of certain of Eagle Life's fixed index annuities beginning January 1, 2019. In addition, the Company has a coinsurance agreement with Eagle Life in which the Company is assuming 100% of Eagle Life's MYGA business. These coinsurance agreements are summarized as follows:

Income Statement	12/31/2022	12/31/2021
Annuity Considerations	\$ 4,116,502	\$ 11,371,096
Commission and Expense Allowances	\$ 3,572,671	\$ 4,805,088
Benefits and Surrenders Ceded	\$ 444,302,587	\$ 618,995,912
Balance Sheet	12/31/2022	12/31/2021
Reserve	\$ 2,065,821,870	\$ 2,432,845,903

Effective January 1, 2021, the Company will no longer assume any new business from Eagle Life under this agreement.

Effective January 1, 2020, the Company entered into a coinsurance agreement with Eagle Life in which the Company is assuming 100% of the risk associated with certain fixed index annuities. On January 1, 2021, this agreement was amended to include 100% of certain of Eagle Life's single premium deferred annuity (SPDA) business for policies issued on or after January 1, 2021 and all policies in-force on December 31, 2020. On July 1, 2022 this coinsurance agreement was further amended to include 100% of certain of Eagle Life's fixed index annuities issued on or after July 1, 2022 and all policies issued between July 1, 2021 and June 30, 2022. This coinsurance agreement as of and for the years ended December 31, 2022 and 2021 are summarized as follows:

Income Statement	12/31/2022	12/31/2021
Annuity Considerations	\$ 266,442,034	\$ 2,309,748,089
Commission and Expense Allowances	\$ 20,621,430	\$ 57,800,295
Benefits and Surrenders Ceded	\$ 61,742,046	\$ 17,922,908
Balance Sheet	12/31/2022	12/31/2021
Reserve Credit	\$ 2,595,820,940	\$ 2,307,828,275

Effective October 1, 2021, the Company entered into a coinsurance funds withheld treaty with AEL Re Vermont, a newly formed Vermont-domiciled reinsurance affiliate, under which the Company is ceding 100% of the risk associated with the Lifetime Income Benefit Rider ("LIBR") payments greater than the fund value of the underlying contract for certain of its FIA policies. All of the policies subject to the treaty require the policyholder to pay a fee for the option to exercise the LIBR benefit.

The difference between the statutory-basis reserves ceded and the initial Funds Withheld Account ("FWA") will be financed through an excess of loss XOL treaty between the AEL Re Vermont and Hannover Life Reassurance Company of America ("HLRA") whereby HLRA will pay 100% of LIBR claims after exhaustion of the contract values and the FWA. Effective October 1, 2021, the XOL coverage will be 25 years from the inception year of each yearly cohort (with extension to 30 years assuming the funds withheld account is continuously at least 80% of the target amount after 2031). AEL Re Vermont has obtained permission from the Vermont Insurance Division to treat the XOL agreement as an admitted asset.

During the fourth quarter of 2022, the Company recaptured \$336,080,569 of reserves from AEL Re Vermont in order to facilitate a separate reinsurance transaction.

The difference between the statutory-basis reserves ceded and the initial FWA represents a direct impact to Surplus for the Company. The coinsurance funds withheld treaty is summarized as follows:

Income Statement	12/31/2022	12/31/2021
Annuity Considerations	\$ 86,565,378	\$ 2,180,148,973
Commission and Expense Allowances	\$ 257,231,472	\$ 1,643,730,825
Benefits and Surrenders Ceded	\$ 259	\$ 70
Balance Sheet	12/31/2022	12/31/2021
Reserve Credit	\$ 2,239,537,365	\$ 2,146,131,470
Funds withheld under treaty	\$ 676,383,290	\$ 563,802,573
Surplus Impact	\$ 1,606,886,688	\$ 1,635,959,100

Effective December 31, 2021, American Equity Life executed a coinsurance agreement with AEL Re Bermuda, an affiliated Bermuda reinsurer wholly owned by American Equity Investment Life Holding Company, to reinsure a quota share of fixed index annuities issued from January 1, 1997 through December 31, 2007. The treaty is maintained on a funds withheld basis. The coinsurance funds withheld treaty is summarized as follows:

Income Statement	12/31/2022	12/31/2021
Annuity Considerations	\$ 7,426,308	\$ 3,792,785,088
Commission and Expense Allowances	\$ 8,537,656	\$ 65,000,000
Benefits and Surrenders Ceded	\$ 630,059,243	\$ -
Balance Sheet	12/31/2022	12/31/2021
Reserve Credit	\$ 3,262,516,248	\$ 3,785,806,172
Funds Withheld Under Treaty	\$ 3,499,514,797	\$ 3,802,709,510

NOTES TO FINANCIAL STATEMENTS

Effective July 1, 2021 American Equity Investment Life Insurance Company (“American Equity Life”) entered into a reinsurance agreement with North End Re (Cayman) SPC (“North End Re”) (North End Re reinsurance treaty), a wholly owned subsidiary of Brookfield Asset Management Reinsurance Partners Ltd. (“Brookfield Reinsurance”) to reinsure 100% of certain in-force fixed indexed annuity product liabilities as of the effective date of the reinsurance agreement, 70% on a modified coinsurance (“modco”) basis and 30% on a coinsurance basis. The liabilities reinsured on a coinsurance basis will be secured by assets held in both a statutory and supplemental trust (collectively referred to as the “trusts”). The liabilities reinsured on a modco basis will be secured by a segregated modco account in which the assets are maintained by American Equity Life. American Equity Life will receive an annual ceding commission equal to 49 basis points based on the initial cash surrender value of liabilities ceded.

As part of the North End Re reinsurance treaty, American Equity Life is also ceding 75% of certain fixed index annuities issued after the effective date of the agreement, 70% on a modco basis and 30% on a coinsurance basis to North End Re. On sales subsequent to the effective date of the North End Re reinsurance treaty, American Equity Life will receive an annual ceding commission equal to 140 basis points based on the initial cash surrender value of liabilities ceded.

In addition, American Equity Life will receive certain acquisition cost reimbursements and an on-going annual expense reimbursement on each policy subject to the reinsurance agreement for the entirety of the policy duration. As a result of the North End Re reinsurance treaty, there is a deferred gain which represents the unamortized portion of the cost of reinsurance related to the in-force business which will be amortized over the life of the underlying reinsured policies. American Equity Life remains liable to policyholders with respect to the policy liabilities ceded to North End Re should North End Re fail to meet the obligations it has reinsured. The assets in the trusts and modco account are required to remain at a value that is sufficient to support the current balance of policy benefit liabilities of the ceded business on a statutory basis. The assets in the trusts and modco account are subject to investment management agreements between American Equity Life and North End Re.

Effective July 1, 2022 this agreement was amended to include 100% of certain fixed indexed annuities the Company assumed from Eagle Life on or after July 1, 2022 and all such policies issued between July 1, 2021 and June 30, 2022.

The transaction is summarized as follows:

Income Statement	12/31/2022	12/31/2021
Annuity Considerations	\$ 1,209,607,110	\$ 4,157,276,799
Commission and Expense Allowances	\$ 102,682,927	\$ 169,322,616
Reserve Adjustment on Reinsurance Ceded	\$ 4,047,440,661	\$ 3,097,253,304
Benefits and Surrenders Ceded	\$ 201,287,767	\$ 120,406,888
Change in aggregate reserve	\$ 407,018,313	\$ 1,327,394,274
Deferred Gain (included in Aggregate write-ins for deductions)	\$ 343,371,889	\$ 302,494,190
Balance Sheet	12/31/2022	12/31/2021
Reserve Credit	\$ 1,734,617,427	\$ 1,327,394,274
Modco Reserve (included as inset on Aggregate Reserves)	\$ 4,047,440,661	\$ 3,097,253,304

Effective October 1, 2022 American Equity Life entered into a reinsurance agreement with an unaffiliated reinsurer AeBe ISA LTD (“AeBe”), a Bermuda exempted company affiliated with 26North Holdings LP (“26North”), that is an incorporated segregated account licensed as a Class E reinsurer. Under the agreement, American Equity Life ceded 100% of certain in-force fixed index and fixed rate annuity product liabilities - 75% on a funds withheld coinsurance basis and 25% on a coinsurance basis. The liabilities reinsured on a coinsurance basis are secured by assets held in both a statutory and supplemental trust (collectively referred to as the “trusts”). The liabilities reinsured on a funds withheld basis are secured by a segregated funds withheld account in which the assets are maintained by American Equity Life. At the close of the reinsurance agreement, American Equity Life received a closing ceding commission of \$70 million. For flow business ceded, American Equity Life will receive an annual ceding commission over the term of the policy of up to 0.50% of the premium received.

In addition, American Equity Life will receive certain acquisition cost reimbursements and an on-going annual expense reimbursement on each policy subject to the reinsurance agreement for the entirety of the policy duration. As a result of the AeBe reinsurance treaty, there is a deferred gain which represents the unamortized portion of the cost of reinsurance related to the in-force business which will be amortized over the life of the underlying reinsured policies. American Equity Life remains liable to policyholders with respect to the policy liabilities ceded to AeBe should AeBe fail to meet the obligations it has reinsured. The assets in the trusts and funds withheld account are required to remain at a value that is sufficient to support the current balance of policy benefit liabilities of the ceded business on a statutory basis. The assets in the trusts and funds withheld account are subject to investment management agreements between American Equity Life and 26North.

The transaction is summarized as follows:

Income Statement	12/31/2022
Annuity Considerations	\$ 4,023,551,692
Commission and Expense Allowances	\$ 54,759,689
Benefits and Surrenders Ceded	\$ 132,361,443
Change in aggregate reserve	\$ 3,923,755,086
Deferred Gain (included in Aggregate write-ins for deductions)	\$ 126,127,140
Balance Sheet	12/31/2022
Reserve Credit	\$ 3,923,755,086
Unauthorized Reinsurer Liability	\$ 59,240,447
Funds Withheld Under Treaty	\$ 2,978,809,169

B. Uncollectible Reinsurance

The Company does not have any uncollectible reinsurance.

C. Commutation of Reinsurance Reflected in Income and Expenses.

The Company does not have any commutation of ceded reinsurance.

D. Certified Reinsurer Rating Downgraded or Status Subject to Revocation

The Company has no reinsurance agreements with certified reinsurers whose rating was downgraded or status was subject to revocation.

E. Reinsurance of Variable Annuity Contracts with an Affiliated Captive Reinsurer

The Company does not have any reinsurance of variable annuity contracts.

F. Affiliated Captive Reinsurers

The Company has reinsurance agreements with the following affiliated captive reinsurers of AEL Re Vermont and AEL Re Bermuda.

G. Ceding Entities That Utilize Captive Reinsurers to Assume Reserves Subject to the XXX/ AXXX Captive Framework

The Company has no ceding entities that utilize captive reinsurers to assume reserves subject to the XXX/AXXX Captive Framework.

NOTES TO FINANCIAL STATEMENTS

H. Reinsurance Credit

1.-6. None

NOTE 24 Retrospectively Rated Contracts & Contracts Subject to Redetermination

A. Disclose the method used by the reporting entity to estimate accrued retrospective premium adjustments.

The Company does not have any retrospectively rated contracts or contracts subject to redetermination.

B. Disclose whether accrued retrospective premiums are recorded through written premium or as an adjustment to earned premium.

The Company does not have any retrospectively rated contracts or contracts subject to redetermination.

C. Disclose the amount of net premiums written that are subject to retrospective rating features, as well as the corresponding percentage to total net premiums written.

The Company does not have any retrospectively rated contracts or contracts subject to redetermination.

D. Medical loss ratio rebates required pursuant to the Public Health Service Act.

The Company does not have any medical loss ratio rebates.

E. Risk Sharing Provisions of the Affordable Care Act

The Company is not subject to risk-sharing provisions of the Affordable Care Act.

NOTE 25 Change in Incurred Losses and Loss Adjustment Expenses

A.-B. The Company did not have any change in incurred losses and loss adjustment expense during 2022.

NOTE 26 Intercompany Pooling Arrangements

A.-G. The Company did not participate in any intercompany pooling arrangements during 2022.

NOTE 27 Structured Settlements

A.-B. The Company did not have any structured settlements in 2022.

NOTE 28 Health Care Receivables

A.-B. The Company did not have any health care receivables as of December 31, 2022.

NOTE 29 Participating Policies

The Company did not have any participating policies during 2022.

NOTE 30 Premium Deficiency Reserves

1. Liability carried for premium deficiency reserves	\$ 334,799
2. Date of the most recent evaluation of this liability	12/31/2022
3. Was anticipated investment income utilized in the calculation?	Yes [] No [X]

NOTE 31 Reserves for Life Contracts and Annuity Contracts

- (1) The Company waives deduction of fractional premiums upon the death of the insured. Surrender values are not promised in excess of legally computed reserves.
- (2) As part of the underwriting process, an individual may be determined to be substandard. In such cases, additional premiums are charged depending on such determination.

The reserves for life, accident and health and annuity policies, developed by actuarial methods, are established and maintained on the basis of published mortality and morbidity tables using assumed interest rates and valuation methods that will provide, in the aggregate, reserves that are not less than the minimum valuation required by law or guaranteed policy cash values.

Unpaid claims include amounts for losses and related adjustment expenses and are determined using individual claim evaluations and statistical analysis. Unpaid claims represent estimates of the ultimate net costs of all losses, reported and unreported, which remain unpaid at the end of the current reporting period. These estimates are necessarily subject to the impact of future changes in claim severity, frequency and other factors. In spite of the variability inherent in such situations, management believes that the unpaid claim amounts are adequate. The estimates are continuously reviewed and as adjustments to these amounts become necessary, such adjustments are reflected in current operations.

The Company adopted IAC 191-97 and under this prescribed practice indexed annuity reserves are calculated based on Standard Valuation Law and Guideline 35 assuming the market value of the call options associated with the current index term is zero regardless of the observable market value for such options. At the conclusion of the index term, credited interest is reflected in the reserve as realized, based on actual index performance.

- (3) As of December 31, 2022, the Company has no insurance in force for which the gross premiums are less than the net premiums according to the standard valuation set by the State of Iowa.
- (4) The Tabular Interest, Tabular Less Actual Reserves Released and Tabular Cost have been determined by formula as described in the instructions.
- (5) For the determination of Tabular Interest on fund not involving life contingencies for each valuation rate of interest, the tabular interest is calculated as one hundredth of the product of such valuation rate of interest times the mean of the amount of funds subject to such valuation rate of interest held at the beginning and end of the year of valuation.
- (6) None.

NOTES TO FINANCIAL STATEMENTS

NOTE 32 Analysis of Annuity Actuarial Reserves and Deposit Type Contract Liabilities by Withdrawal Characteristics

A. INDIVIDUAL ANNUITIES:

	General Account	Separate Account with Guarantees	Separate Account Nonguaranteed	Total	% of Total
(1) Subject to discretionary withdrawal:					
a. With market value adjustment	\$ 16,671,437,969			\$ 16,671,437,969	29.20%
b. At book value less current surrender charge of 5% or more	\$ 21,719,639,046			\$ 21,719,639,046	38.10%
c. At fair value				\$ -	
d. Total with market value adjustment or at fair value (total of a through c)	\$ 38,391,077,015	\$ -	\$ -	\$ 38,391,077,015	67.30%
e. At book value without adjustment (minimal or no charge or adjustment)	\$ 18,279,470,977			\$ 18,279,470,977	32.10%
(2) Not subject to discretionary withdrawal	<u>\$ 344,964,568</u>			<u>\$ 344,964,568</u>	<u>0.60%</u>
(3) Total (gross: direct + assumed)	\$ 57,015,512,560	\$ -	\$ -	\$ 57,015,512,560	100.0%
(4) Reinsurance ceded	<u>\$ 12,309,228,660</u>			<u>\$ 12,309,228,660</u>	
(5) Total (net)* (3) - (4)	<u><u>\$ 44,706,283,900</u></u>	<u><u>\$ -</u></u>	<u><u>\$ -</u></u>	<u><u>\$ 44,706,283,900</u></u>	

(6) Amount included in A(1)b above that will move to A(1)e for the first time within the year after the statement date: \$ 3,791,713,312 \$ 3,791,713,312

* Reconciliation of total annuity actuarial reserves and deposit fund liabilities.

B. GROUP ANNUITIES:

The Company did not have any Group Annuities as of December 31, 2022.

C. DEPOSIT-TYPE CONTRACTS (no life contingencies):

	General Account	Separate Account with Guarantees	Separate Account Nonguaranteed	Total	% of Total
(1) Subject to discretionary withdrawal:					
a. With market value adjustment				\$ -	
b. At book value less current surrender charge of 5% or more				\$ -	
c. At fair value				\$ -	
d. Total with market value adjustment or at fair value (total of a through c)	\$ -	\$ -	\$ -	\$ -	
e. At book value without adjustment (minimal or no charge or adjustment)				\$ -	
(2) Not subject to discretionary withdrawal	<u>\$ 204,462,200</u>			<u>\$ 204,462,200</u>	<u>100.0%</u>
(3) Total (gross: direct + assumed)	\$ 204,462,200	\$ -	\$ -	\$ 204,462,200	100.0%
(4) Reinsurance ceded	<u>\$ 3,810,564</u>			<u>\$ 3,810,564</u>	
(5) Total (net)* (3) - (4)	<u><u>\$ 200,651,636</u></u>	<u><u>\$ -</u></u>	<u><u>\$ -</u></u>	<u><u>\$ 200,651,636</u></u>	

(6) Amount included in C(1)b above that will move to C(1)e for the first time within the year after the statement date: \$ -

D. Life & Accident & Health Annual Statement:

	Amount
(1) Exhibit 5, Annuities Section, Total (net)	\$ 44,577,622,685
(2) Exhibit 5, Supplementary Contracts with Life Contingencies Section, Total (net)	\$ 128,661,214
(3) Exhibit 7, Deposit-Type Contracts, Line 14, Column 1	<u>\$ 500,651,636</u>
(4) Subtotal (1+2+3)	<u><u>\$ 45,206,935,535</u></u>
Separate Accounts Annual Statement:	
(5) Exhibit 3, Line 0299999, Column 2	
(6) Exhibit 3, Line 0399999, Column 2	
(7) Policyholder dividend and coupon accumulations	
(8) Policyholder premiums	
(9) Guaranteed interest contracts	
(10) Other contract deposit funds	
(11) Subtotal (5+6+7+8+9+10)	<u>\$ -</u>
(12) Combined Total (4+11)	<u><u>\$ 45,206,935,535</u></u>

NOTES TO FINANCIAL STATEMENTS

NOTE 33 Analysis of Life Actuarial Reserves by Withdrawal Characteristics

	Account Value	Cash Value	Reserve
A. General Account			
(1) Subject to discretionary withdrawal, surrender values or policy loans:			
a. Term Policies with Cash Value			
b. Universal Life	\$ 1,732,547	\$ 1,732,500	\$ 1,732,523
c. Universal Life with Secondary Guarantees			
d. Indexed Universal Life			
e. Indexed Universal Life with Secondary Guarantees			
f. Indexed Life			
g. Other Permanent Cash Value Life Insurance	\$ -	\$ 20,728,215	\$ 22,734,448
h. Variable Life			
i. Variable Universal Life			
j. Miscellaneous Reserves	\$ -	\$ 749,585	\$ 822,136
(2) Not subject to discretionary withdrawal or no cash values:			
a. Term Policies without Cash Value	XXX	XXX	\$ 43,977
b. Accidental Death Benefits	XXX	XXX	\$ 168
c. Disability - Active Lives	XXX	XXX	\$ 404
d. Disability - Disabled Lives	XXX	XXX	\$ 57,522
e. Miscellaneous Reserves	XXX	XXX	
(3) Total (gross: direct + assumed)	\$ 1,732,547	\$ 23,210,300	\$ 25,391,178
(4) Reinsurance ceded	\$ -	\$ 515,034	\$ 615,333
(5) Total (net) (3) - (4)	\$ 1,732,547	\$ 22,695,266	\$ 24,775,845
	Account Value	Cash Value	Reserve
B. Separate Account with Guarantees			
(1) Subject to discretionary withdrawal, surrender values or policy loans:			
a. Term Policies with Cash Value			
b. Universal Life			
c. Universal Life with Secondary Guarantees			
d. Indexed Universal Life			
e. Indexed Universal Life with Secondary Guarantees			
f. Indexed Life			
g. Other Permanent Cash Value Life Insurance			
h. Variable Life			
i. Variable Universal Life			
j. Miscellaneous Reserves			
(2) Not subject to discretionary withdrawal or no cash values:			
a. Term Policies without Cash Value	XXX	XXX	
b. Accidental Death Benefits	XXX	XXX	
c. Disability - Active Lives	XXX	XXX	
d. Disability - Disabled Lives	XXX	XXX	
e. Miscellaneous Reserves	XXX	XXX	
(3) Total (gross: direct + assumed)	\$ -	\$ -	\$ -
(4) Reinsurance ceded			
(5) Total (net) (3) - (4)	\$ -	\$ -	\$ -
	Account Value	Cash Value	Reserve
C. Separate Account Nonguaranteed			
(1) Subject to discretionary withdrawal, surrender values or policy loans:			
a. Term Policies with Cash Value			
b. Universal Life			
c. Universal Life with Secondary Guarantees			
d. Indexed Universal Life			
e. Indexed Universal Life with Secondary Guarantees			
f. Indexed Life			
g. Other Permanent Cash Value Life Insurance			
h. Variable Life			
i. Variable Universal Life			
j. Miscellaneous Reserves			
(2) Not subject to discretionary withdrawal or no cash values:			
a. Term Policies without Cash Value	XXX	XXX	
b. Accidental Death Benefits	XXX	XXX	
c. Disability - Active Lives	XXX	XXX	
d. Disability - Disabled Lives	XXX	XXX	
e. Miscellaneous Reserves	XXX	XXX	
(3) Total (gross: direct + assumed)	\$ -	\$ -	\$ -
(4) Reinsurance ceded			
(5) Total (net) (3) - (4)	\$ -	\$ -	\$ -

NOTES TO FINANCIAL STATEMENTS

D. Life & Accident & Health Annual Statement:	Amount
(1) Exhibit 5, Life Insurance Section, Total (net)	\$ 23,895,783
(2) Exhibit 5, Accidental Death Benefits Section, Total (net)	\$ -
(3) Exhibit 5, Disability - Active Lives Section, Total (net)	\$ 404
(4) Exhibit 5, Disability - Disabled Lives Section, Total (net)	\$ 57,522
(5) Exhibit 5, Miscellaneous reserves Section, Total (net)	\$ 822,136
(6) Subtotal (1+2+3+4+5)	\$ 24,775,845
Separate Accounts Statement	
(7) Exhibit 3, Line 0199999, Column 2	
(8) Exhibit 3, Line 0499999, Column 2	
(9) Exhibit 3, Line 0599999, Column 2	
(10) Subtotal (7+8+9)	\$ -
(11) Combined Total (6+10)	\$ 24,775,845

NOTE 34 Premium & Annuity Considerations Deferred and Uncollected

A. Deferred and uncollected life insurance premiums and annuity considerations as of the end of current period, were as follows:

Type	Gross	Net of Loading
(1) Industrial		
(2) Ordinary new business		
(3) Ordinary renewal	\$ 1,148,291	\$ 1,054,045
(4) Credit Life		
(5) Group Life		
(6) Group Annuity		
(7) Totals (1+2+3+4+5+6)	\$ 1,148,291	\$ 1,054,045

NOTE 35 Separate Accounts

The Company did not have any Separate Accounts as of December 31, 2022.

NOTE 36 Loss/Claim Adjustment Expenses

The Company did not have loss/claim adjustment expenses during 2022.

ANNUAL STATEMENT FOR THE YEAR 2022 OF THE AMERICAN EQUITY INVESTMENT LIFE INSURANCE COMPANY

GENERAL INTERROGATORIES

PART 1 - COMMON INTERROGATORIES

GENERAL

1.1

Is the reporting entity a member of an Insurance Holding Company System consisting of two or more affiliated persons, one or more of which is an insurer?
If yes, complete Schedule Y, Parts 1, 1A, 2 and 3.

Yes ☒ No ☐

1.2

If yes, did the reporting entity register and file with its domiciliary State Insurance Commissioner, Director or Superintendent or with such regulatory official of the state of domicile of the principal insurer in the Holding Company System, a registration statement providing disclosure substantially similar to the standards adopted by the National Association of Insurance Commissioners (NAIC) in its Model Insurance Holding Company System Regulatory Act and model regulations pertaining thereto, or is the reporting entity subject to standards and disclosure requirements substantially similar to those required by such Act and regulations?

Yes ☒ No ☐ N/A ☐

1.3

State Regulating?

IOWA

1.4

Is the reporting entity publicly traded or a member of a publicly traded group?

Yes ☒ No ☐

1.5

If the response to 1.4 is yes, provide the CIK (Central Index Key) code issued by the SEC for the entity/group.

0001039828

2.1

Has any change been made during the year of this statement in the charter, by-laws, articles of incorporation, or deed of settlement of the reporting entity?

Yes ☐ No ☒

2.2

If yes, date of change:

3.1

State as of what date the latest financial examination of the reporting entity was made or is being made.

12/31/2018

3.2

State the as of date that the latest financial examination report became available from either the state of domicile or the reporting entity. This date should be the date of the examined balance sheet and not the date the report was completed or released.

12/31/2018

3.3

State as of what date the latest financial examination report became available to other states or the public from either the state of domicile or the reporting entity. This is the release date or completion date of the examination report and not the date of the examination (balance sheet date).

06/25/2020

3.4

By what department or departments?
DEPARTMENT OF COMMERCE, DIVISION OF INSURANCE, STATE OF IOWA

3.5

Have all financial statement adjustments within the latest financial examination report been accounted for in a subsequent financial statement filed with Departments?

Yes ☐ No ☐ N/A ☒

3.6

Have all of the recommendations within the latest financial examination report been complied with?

Yes ☐ No ☐ N/A ☒

4.1

During the period covered by this statement, did any agent, broker, sales representative, non-affiliated sales/service organization or any combination thereof under common control (other than salaried employees of the reporting entity), receive credit or commissions for or control a substantial part (more than 20 percent of any major line of business measured on direct premiums) of:
4.11 sales of new business?
4.12 renewals?

Yes ☒ No ☐
Yes ☐ No ☒

4.2

During the period covered by this statement, did any sales/service organization owned in whole or in part by the reporting entity or an affiliate, receive credit or commissions for or control a substantial part (more than 20 percent of any major line of business measured on direct premiums) of:
4.21 sales of new business?
4.22 renewals?

Yes ☐ No ☒
Yes ☐ No ☒

5.1

Has the reporting entity been a party to a merger or consolidation during the period covered by this statement?
If yes, complete and file the merger history data file with the NAIC.

Yes ☐ No ☒

5.2

If yes, provide the name of the entity, NAIC Company Code, and state of domicile (use two letter state abbreviation) for any entity that has ceased to exist as a result of the merger or consolidation.

1 Name of Entity	2 NAIC Company Code	3 State of Domicile

6.1

Has the reporting entity had any Certificates of Authority, licenses or registrations (including corporate registration, if applicable) suspended or revoked by any governmental entity during the reporting period?

Yes ☐ No ☒

6.2

If yes, give full information:

7.1

Does any foreign (non-United States) person or entity directly or indirectly control 10% or more of the reporting entity?

Yes ☐ No ☒

7.2

If yes,
7.21 State the percentage of foreign control;
7.22 State the nationality(s) of the foreign person(s) or entity(s); or if the entity is a mutual or reciprocal, the nationality of its manager or attorney-in-fact and identify the type of entity(s) (e.g., individual, corporation, government, manager or attorney-in-fact).

1 Nationality	2 Type of Entity

%

ANNUAL STATEMENT FOR THE YEAR 2022 OF THE AMERICAN EQUITY INVESTMENT LIFE INSURANCE COMPANY

GENERAL INTERROGATORIES

8.1

Is the company a subsidiary of a depository institution holding company (DIHC) or a DIHC itself, regulated by the Federal Reserve Board?

Yes [] No [X]

8.2

If the response to 8.1 is yes, please identify the name of the DIHC.

8.3

Is the company affiliated with one or more banks, thrifts or securities firms?

Yes [] No [X]

8.4

If response to 8.3 is yes, please provide below the names and location (city and state of the main office) of any affiliates regulated by a federal regulatory services agency [i.e. the Federal Reserve Board (FRB), the Office of the Comptroller of the Currency (OCC), the Federal Deposit Insurance Corporation (FDIC) and the Securities Exchange Commission (SEC)] and identify the affiliate's primary federal regulator.

1	2	3	4	5	6
Affiliate Name	Location (City, State)	FRB	OCC	FDIC	SEC

8.5

Is the reporting entity a depository institution holding company with significant insurance operations as defined by the Board of Governors of Federal Reserve System or a subsidiary of the depository institution holding company?

Yes [] No [X]

8.6

If response to 8.5 is no, is the reporting entity a company or subsidiary of a company that has otherwise been made subject to the Federal Reserve Board's capital rule?

Yes [] No [] N/A [X]

9.

What is the name and address of the independent certified public accountant or accounting firm retained to conduct the annual audit?
EY 801 GRAND AVE SUITE 3100, DES MOINES, IA 50309

10.1

Has the insurer been granted any exemptions to the prohibited non-audit services provided by the certified independent public accountant requirements as allowed in Section 7H of the Annual Financial Reporting Model Regulation (Model Audit Rule), or substantially similar state law or regulation?

Yes [] No [X]

10.2

If the response to 10.1 is yes, provide information related to this exemption:

10.3

Has the insurer been granted any exemptions related to the other requirements of the Annual Financial Reporting Model Regulation as allowed for in Section 18A of the Model Regulation, or substantially similar state law or regulation?

Yes [] No [X]

10.4

If the response to 10.3 is yes, provide information related to this exemption:

10.5

Has the reporting entity established an Audit Committee in compliance with the domiciliary state insurance laws?

Yes [X] No [] N/A []

10.6

If the response to 10.5 is no or n/a, please explain

11.

What is the name, address and affiliation (officer/employee of the reporting entity or actuary/consultant associated with an actuarial consulting firm) of the individual providing the statement of actuarial opinion/certification?
DANNY D PURCELL SR. MANAGING ACTUARY AMERICAN EQUITY INVESTMENT LIFE INSURANCE COMPANY 6000 WESTOWN PARKWAY WEST DES MOINES, IA 50266

12.1

Does the reporting entity own any securities of a real estate holding company or otherwise hold real estate indirectly?

Yes [] No [X]

12.11

Name of real estate holding company ...

12.12

Number of parcels involved

12.13

Total book/adjusted carrying value

\$

12.2

If, yes provide explanation:

13.

FOR UNITED STATES BRANCHES OF ALIEN REPORTING ENTITIES ONLY:

13.1

What changes have been made during the year in the United States manager or the United States trustees of the reporting entity?

13.2

Does this statement contain all business transacted for the reporting entity through its United States Branch on risks wherever located?

Yes [] No []

13.3

Have there been any changes made to any of the trust indentures during the year?

Yes [] No []

13.4

If answer to (13.3) is yes, has the domiciliary or entry state approved the changes?

Yes [] No [] N/A []

14.1

Are the senior officers (principal executive officer, principal financial officer, principal accounting officer or controller, or persons performing similar functions) of the reporting entity subject to a code of ethics, which includes the following standards?

Yes [X] No []

a.

Honest and ethical conduct, including the ethical handling of actual or apparent conflicts of interest between personal and professional relationships;

b.

Full, fair, accurate, timely and understandable disclosure in the periodic reports required to be filed by the reporting entity;

c.

Compliance with applicable governmental laws, rules and regulations;

d.

The prompt internal reporting of violations to an appropriate person or persons identified in the code; and

e.

Accountability for adherence to the code.

14.11

If the response to 14.1 is No, please explain:

14.2

Has the code of ethics for senior managers been amended?

Yes [] No [X]

14.21

If the response to 14.2 is yes, provide information related to amendment(s).

14.3

Have any provisions of the code of ethics been waived for any of the specified officers?

Yes [] No [X]

14.31

If the response to 14.3 is yes, provide the nature of any waiver(s).

ANNUAL STATEMENT FOR THE YEAR 2022 OF THE AMERICAN EQUITY INVESTMENT LIFE INSURANCE COMPANY

GENERAL INTERROGATORIES

- 15.1 Is the reporting entity the beneficiary of a Letter of Credit that is unrelated to reinsurance where the issuing or confirming bank is not on the SVO Bank List? Yes [] No [X]
- 15.2 If the response to 15.1 is yes, indicate the American Bankers Association (ABA) Routing Number and the name of the issuing or confirming bank of the Letter of Credit and describe the circumstances in which the Letter of Credit is triggered.

1 American Bankers Association (ABA) Routing Number	2 Issuing or Confirming Bank Name	3 Circumstances That Can Trigger the Letter of Credit	4 Amount

BOARD OF DIRECTORS

16. Is the purchase or sale of all investments of the reporting entity passed upon either by the board of directors or a subordinate committee thereof? Yes [X] No []
17. Does the reporting entity keep a complete permanent record of the proceedings of its board of directors and all subordinate committees thereof? Yes [X] No []
18. Has the reporting entity an established procedure for disclosure to its board of directors or trustees of any material interest or affiliation on the part of any of its officers, directors, trustees or responsible employees that is in conflict or is likely to conflict with the official duties of such person? Yes [X] No []

FINANCIAL

19. Has this statement been prepared using a basis of accounting other than Statutory Accounting Principles (e.g., Generally Accepted Accounting Principles)? Yes [] No [X]
- 20.1 Total amount loaned during the year (inclusive of Separate Accounts, exclusive of policy loans):

20.11 To directors or other officers.....\$

20.12 To stockholders not officers.....\$

20.13 Trustees, supreme or grand (Fraternal Only)\$
- 20.2 Total amount of loans outstanding at the end of year (inclusive of Separate Accounts, exclusive of policy loans):

20.21 To directors or other officers.....\$

20.22 To stockholders not officers.....\$

20.23 Trustees, supreme or grand (Fraternal Only)\$
- 21.1 Were any assets reported in this statement subject to a contractual obligation to transfer to another party without the liability for such obligation being reported in the statement? Yes [] No [X]
- 21.2 If yes, state the amount thereof at December 31 of the current year:

21.21 Rented from others.....\$

21.22 Borrowed from others.....\$

21.23 Leased from others\$

21.24 Other\$
- 22.1 Does this statement include payments for assessments as described in the Annual Statement Instructions other than guaranty fund or guaranty association assessments? Yes [] No [X]
- 22.2 If answer is yes:

22.21 Amount paid as losses or risk adjustment \$

22.22 Amount paid as expenses\$

22.23 Other amounts paid\$
- 23.1 Does the reporting entity report any amounts due from parent, subsidiaries or affiliates on Page 2 of this statement? Yes [X] No []
- 23.2 If yes, indicate any amounts receivable from parent included in the Page 2 amount:\$522,370
- 24.1 Does the insurer utilize third parties to pay agent commissions in which the amounts advanced by the third parties are not settled in full within 90 days? Yes [] No [X]
- 24.2 If the response to 24.1 is yes, identify the third-party that pays the agents and whether they are a related party.

Name of Third-Party	Is the Third-Party Agent a Related Party (Yes/No)

INVESTMENT

- 25.01 Were all the stocks, bonds and other securities owned December 31 of current year, over which the reporting entity has exclusive control, in the actual possession of the reporting entity on said date? (other than securities lending programs addressed in 25.03)..... Yes [X] No []

ANNUAL STATEMENT FOR THE YEAR 2022 OF THE AMERICAN EQUITY INVESTMENT LIFE INSURANCE COMPANY

GENERAL INTERROGATORIES

25.02 If no, give full and complete information relating thereto

25.03 For securities lending programs, provide a description of the program including value for collateral and amount of loaned securities, and whether collateral is carried on or off-balance sheet. (an alternative is to reference Note 17 where this information is also provided)

25.04 For the reporting entity's securities lending program, report amount of collateral for conforming programs as outlined in the Risk-Based Capital Instructions.

25.05 For the reporting entity's securities lending program, report amount of collateral for other programs.

25.06 Does your securities lending program require 102% (domestic securities) and 105% (foreign securities) from the counterparty at the outset of the contract?

25.07 Does the reporting entity non-admit when the collateral received from the counterparty falls below 100%?

25.08 Does the reporting entity or the reporting entity 's securities lending agent utilize the Master Securities lending Agreement (MSLA) to conduct securities lending?

25.09 For the reporting entity's securities lending program state the amount of the following as of December 31 of the current year:

25.091 Total fair value of reinvested collateral assets reported on Schedule DL, Parts 1 and 2.

25.092 Total book adjusted/carrying value of reinvested collateral assets reported on Schedule DL, Parts 1 and 2

25.093 Total payable for securities lending reported on the liability page.

26.1 Were any of the stocks, bonds or other assets of the reporting entity owned at December 31 of the current year not exclusively under the control of the reporting entity or has the reporting entity sold or transferred any assets subject to a put option contract that is currently in force? (Exclude securities subject to Interrogatory 21.1 and 25.03).

26.2 If yes, state the amount thereof at December 31 of the current year:

26.21 Subject to repurchase agreements

26.22 Subject to reverse repurchase agreements

26.23 Subject to dollar repurchase agreements

26.24 Subject to reverse dollar repurchase agreements

26.25 Placed under option agreements

26.26 Letter stock or securities restricted as to sale - excluding FHLB Capital Stock

26.27 FHLB Capital Stock

26.28 On deposit with states

26.29 On deposit with other regulatory bodies

26.30 Pledged as collateral - excluding collateral pledged to an FHLB

26.31 Pledged as collateral to FHLB - including assets backing funding agreements

26.32 Other

26.3 For category (26.26) provide the following:

1 Nature of Restriction	2 Description	3 Amount

27.1 Does the reporting entity have any hedging transactions reported on Schedule DB?

27.2 If yes, has a comprehensive description of the hedging program been made available to the domiciliary state? If no, attach a description with this statement.

LINES 27.3 through 27.5: FOR LIFE/FRATERNAL REPORTING ENTITIES ONLY:

27.3 Does the reporting entity utilize derivatives to hedge variable annuity guarantees subject to fluctuations as a result of interest rate sensitivity? .

27.4 If the response to 27.3 is YES, does the reporting entity utilize:

27.41 Special accounting provision of SSAP No. 108

27.42 Permitted accounting practice

27.43 Other accounting guidance

27.5 By responding YES to 27.41 regarding utilizing the special accounting provisions of SSAP No. 108, the reporting entity attests to the following:

- The reporting entity has obtained explicit approval from the domiciliary state.
- Hedging strategy subject to the special accounting provisions is consistent with the requirements of VM-21.
- Actuarial certification has been obtained which indicates that the hedging strategy is incorporated within the establishment of VM-21 reserves and provides the impact of the hedging strategy within the Actuarial Guideline Conditional Tail Expectation Amount.
- Financial Officer Certification has been obtained which indicates that the hedging strategy meets the definition of a Clearly Defined Hedging Strategy within VM-21 and that the Clearly Defined Hedging Strategy is the hedging strategy being used by the company in its actual day-to-day risk mitigation efforts.

28.1 Were any preferred stocks or bonds owned as of December 31 of the current year mandatorily convertible into equity, or, at the option of the issuer, convertible into equity?

28.2 If yes, state the amount thereof at December 31 of the current year.

29. Excluding items in Schedule E - Part 3 - Special Deposits, real estate, mortgage loans and investments held physically in the reporting entity's offices, vaults or safety deposit boxes, were all stocks, bonds and other securities, owned throughout the current year held pursuant to a custodial agreement with a qualified bank or trust company in accordance with Section 1, III - General Examination Considerations, F. Outsourcing of Critical Functions, Custodial or Safekeeping Agreements of the NAIC Financial Condition Examiners Handbook?

29.01 For agreements that comply with the requirements of the NAIC Financial Condition Examiners Handbook, complete the following:

1 Name of Custodian(s)	2 Custodian's Address
STATE STREET BANK & TRUST	225 LIBERTY STREET, 2 WORLD FINANCIAL CENTER, NEW YORK, NY 10281

ANNUAL STATEMENT FOR THE YEAR 2022 OF THE AMERICAN EQUITY INVESTMENT LIFE INSURANCE COMPANY

GENERAL INTERROGATORIES

29.02 For all agreements that do not comply with the requirements of the NAIC Financial Condition Examiners Handbook, provide the name, location and a complete explanation:

1 Name(s)	2 Location(s)	3 Complete Explanation(s)

29.03 Have there been any changes, including name changes, in the custodian(s) identified in 29.01 during the current year?..... Yes [] No [X]

29.04 If yes, give full and complete information relating thereto:

1 Old Custodian	2 New Custodian	3 Date of Change	4 Reason

29.05 Investment management – Identify all investment advisors, investment managers, broker/dealers, including individuals that have the authority to make investment decisions on behalf of the reporting entity. For assets that are managed internally by employees of the reporting entity, note as such. ["...that have access to the investment accounts"; "...handle securities"]

1 Name of Firm or Individual	2 Affiliation
ADAMS STREET PARTNERS, LLC	U.....
AMERICAN EQUITY INVESTMENT LIFE HOLDING COMPANY	A.....
ARES CAPITAL MANAGEMENT III LLC	U.....
BARINGS LLC	U.....
BLACKROCK FINANCIAL MANAGEMENT INC.	U.....
BROOKFIELD ASSET MANAGEMENT REINSURANCE ADVISOR LLC	U.....
CON TERRA	U.....
METLIFE INVESTMENT MANAGEMENT, LLC	U.....
OAKTREE CAPITAL MANAGEMENT, L.P.	U.....
PRETIUM MORTGAGE CREDIT MANAGEMENT, LLC	U.....
VOYA INVESTMENT MANAGEMENT CO. LLC	U.....
OCTAGON CREDIT INVESTORS, LLC	U.....
CONNING ASSET MANAGEMENT	U.....
26NORTH HOLDINGS LP	U.....

29.0597 For those firms/individuals listed in the table for Question 29.05, do any firms/individuals unaffiliated with the reporting entity (i.e. designated with a "U") manage more than 10% of the reporting entity's invested assets?..... Yes [X] No []

29.0598 For firms/individuals unaffiliated with the reporting entity (i.e. designated with a "U") listed in the table for Question 29.05, does the total assets under management aggregate to more than 50% of the reporting entity's invested assets?..... Yes [X] No []

29.06 For those firms or individuals listed in the table for 29.05 with an affiliation code of "A" (affiliated) or "U" (unaffiliated), provide the information for the table below.

1 Central Registration Depository Number	2 Name of Firm or Individual	3 Legal Entity Identifier (LEI)	4 Registered With	5 Investment Management Agreement (IMA) Filed
109358	ADAMS STREET PARTNERS, LLC	549300GXEOBEF8KQ2C40	SEC #801-58169	NO.....
.....	AMERICAN EQUITY INVESTMENT LIFE HOLDING COMPANY	549300RK5RZQ740FPL83	SEC	DS.....
168076	ARES CAPITAL MANAGEMENT III LLC	549300N5FJT73X2E7715	SEC #801-78341	NO.....
106006	BARINGS LLC	ANDKRHQKPRRG4Q2KLR05	SEC #801-241	NO.....
107105	BLACKROCK FINANCIAL MANAGEMENT INC.	549300LVXY1VJKE13M84	SEC #801-48433	NO.....
312792	BROOKFIELD ASSET MANAGEMENT REINSURANCE ADVISOR LLC	254900H0HYXPY9MJ6D52	SEC #801-120634	NO.....
.....	CON TERRA	NO.....
142463	METLIFE INVESTMENT MANAGEMENT, LLC	EAU072Q8FCR1S0XGYJ21	SEC #801-67314	NO.....
106793	OAKTREE CAPITAL MANAGEMENT, L.P.	JOAJT0QKF9HIVYTX5K56	SEC #801-48923	NO.....
171026	PRETIUM MORTGAGE CREDIT MANAGEMENT, LLC	549300E8PSIWPKEDX975	SEC #801-79924	NO.....
106494	VOYA INVESTMENT MANAGEMENT CO. LLC	L1XJE5NM4QE6IWS12J24	SEC #801-9046	NO.....
1717906	OCTAGON CREDIT INVESTORS, LLC	5493008X1UBLOD3JDQ57	SEC #801-71998	NO.....
03654447	CONNING ASSET MANAGEMENT	5493001HNQ0YDXR20U02	SEC	NO.....
322923	26NORTH HOLDINGS LP	SEC #801-126520	NO.....

30.1 Does the reporting entity have any diversified mutual funds reported in Schedule D, Part 2 (diversified according to the Securities and Exchange Commission (SEC) in the Investment Company Act of 1940 [Section 5(b)(1)])? Yes [] No [X]

30.2 If yes, complete the following schedule:

1 CUSIP #	2 Name of Mutual Fund	3 Book/Adjusted Carrying Value
30.2999 - Total		

30.3 For each mutual fund listed in the table above, complete the following schedule:

1 Name of Mutual Fund (from above table)	2 Name of Significant Holding of the Mutual Fund	3 Amount of Mutual Fund's Book/Adjusted Carrying Value Attributable to the Holding	4 Date of Valuation

ANNUAL STATEMENT FOR THE YEAR 2022 OF THE AMERICAN EQUITY INVESTMENT LIFE INSURANCE COMPANY

GENERAL INTERROGATORIES

31. Provide the following information for all short-term and long-term bonds and all preferred stocks. Do not substitute amortized value or statement value for fair value.

	1	2	3
	Statement (Admitted) Value	Fair Value	Excess of Statement over Fair Value (-), or Fair Value over Statement (+)
31.1 Bonds	44,406,672,883	39,512,061,489	(4,894,611,394)
31.2 Preferred stocks	35,423,918	22,886,810	(12,537,108)
31.3 Totals	44,442,096,801	39,534,948,299	(4,907,148,502)

- 31.4 Describe the sources or methods utilized in determining the fair values:
- 32.1 Was the rate used to calculate fair value determined by a broker or custodian for any of the securities in Schedule D? Yes [X] No []
- 32.2 If the answer to 32.1 is yes, does the reporting entity have a copy of the broker's or custodian's pricing policy (hard copy or electronic copy) for all brokers or custodians used as a pricing source? Yes [X] No []
- 32.3 If the answer to 32.2 is no, describe the reporting entity's process for determining a reliable pricing source for purposes of disclosure of fair value for Schedule D:
- 33.1 Have all the filing requirements of the Purposes and Procedures Manual of the NAIC Investment Analysis Office been followed? Yes [X] No []
- 33.2 If no, list exceptions:
34. By self-designating 5GI securities, the reporting entity is certifying the following elements of each self-designated 5GI security:
- a. Documentation necessary to permit a full credit analysis of the security does not exist or an NAIC CRP credit rating for an FE or PL security is not available.
 - b. Issuer or obligor is current on all contracted interest and principal payments.
 - c. The insurer has an actual expectation of ultimate payment of all contracted interest and principal.
- Has the reporting entity self-designated 5GI securities? Yes [] No [X]
35. By self-designating PLGI securities, the reporting entity is certifying the following elements of each self-designated PLGI security:
- a. The security was purchased prior to January 1, 2018.
 - b. The reporting entity is holding capital commensurate with the NAIC Designation reported for the security.
 - c. The NAIC Designation was derived from the credit rating assigned by an NAIC CRP in its legal capacity as a NRSRO which is shown on a current private letter rating held by the insurer and available for examination by state insurance regulators.
 - d. The reporting entity is not permitted to share this credit rating of the PL security with the SVO.
- Has the reporting entity self-designated PLGI securities? Yes [] No [X]
36. By assigning FE to a Schedule BA non-registered private fund, the reporting entity is certifying the following elements of each self-designated FE fund:
- a. The shares were purchased prior to January 1, 2019.
 - b. The reporting entity is holding capital commensurate with the NAIC Designation reported for the security.
 - c. The security had a public credit rating(s) with annual surveillance assigned by an NAIC CRP in its legal capacity as an NRSRO prior to January 1, 2019.
 - d. The fund only or predominantly holds bonds in its portfolio.
 - e. The current reported NAIC Designation was derived from the public credit rating(s) with annual surveillance assigned by an NAIC CRP in its legal capacity as an NRSRO.
 - f. The public credit rating(s) with annual surveillance assigned by an NAIC CRP has not lapsed.
- Has the reporting entity assigned FE to Schedule BA non-registered private funds that complied with the above criteria? Yes [] No [X]
37. By rolling/renewing short-term or cash equivalent investments with continued reporting on Schedule DA, Part 1 or Schedule E Part 2 (identified through a code (%) in those investment schedules), the reporting entity is certifying to the following:
- a. The investment is a liquid asset that can be terminated by the reporting entity on the current maturity date.
 - b. If the investment is with a nonrelated party or nonaffiliate, then it reflects an arms-length transaction with renewal completed at the discretion of all involved parties.
 - c. If the investment is with a related party or affiliate, then the reporting entity has completed robust re-underwriting of the transaction for which documentation is available for regulator review.
 - d. Short-term and cash equivalent investments that have been renewed/rolled from the prior period that do not meet the criteria in 37.a - 37.c are reported as long-term investments.
- Has the reporting entity rolled/renewed short-term or cash equivalent investments in accordance with these criteria? Yes [] No [] N/A [X]

ANNUAL STATEMENT FOR THE YEAR 2022 OF THE AMERICAN EQUITY INVESTMENT LIFE INSURANCE COMPANY

GENERAL INTERROGATORIES

- 38.1 Does the reporting entity directly hold cryptocurrencies? Yes [] No [X]
- 38.2 If the response to 38.1 is yes, on what schedule are they reported?
.....
- 39.1 Does the reporting entity directly or indirectly accept cryptocurrencies as payments for premiums on policies? Yes [] No [X]
- 39.2 If the response to 39.1 is yes, are the cryptocurrencies held directly or are they immediately converted to U.S. dollars?
39.21 Held directly Yes [] No [X]
39.22 Immediately converted to U.S. dollars Yes [] No [X]
- 39.3 If the response to 38.1 or 39.1 is yes, list all cryptocurrencies accepted for payments of premiums or that are held directly.

1	2	3
Name of Cryptocurrency	Immediately Converted to USD, Directly Held, or Both	Accepted for Payment of Premiums

OTHER

- 40.1 Amount of payments to trade associations, service organizations and statistical or rating bureaus, if any?\$ 512,442
- 40.2 List the name of the organization and the amount paid if any such payment represented 25% or more of the total payments to trade associations, service organizations and statistical or rating bureaus during the period covered by this statement.
- | 1 | 2 |
|---|--------------|
| Name | Amount Paid |
| American Council of Life Insurers |135,776 |
| | |
- 41.1 Amount of payments for legal expenses, if any?\$ 4,140,759
- 41.2 List the name of the firm and the amount paid if any such payment represented 25% or more of the total payments for legal expenses during the period covered by this statement.
- | 1 | 2 |
|------|-------------|
| Name | Amount Paid |
| | |
| | |
- 42.1 Amount of payments for expenditures in connection with matters before legislative bodies, officers or departments of government, if any?\$ 57,689
- 42.2 List the name of the firm and the amount paid if any such payment represented 25% or more of the total payment expenditures in connection with matters before legislative bodies, officers, or departments of government during the period covered by this statement.

1	2
Name	Amount Paid
American Council of Life Insurers 35,346

ANNUAL STATEMENT FOR THE YEAR 2022 OF THE AMERICAN EQUITY INVESTMENT LIFE INSURANCE COMPANY

GENERAL INTERROGATORIES

PART 2 - LIFE, ACCIDENT AND HEALTH COMPANIES/FRATERNAL BENEFIT SOCIETIES INTERROGATORIES

Life, Accident and Health Companies/Fraternal Benefit Societies:

1.1 Does the reporting entity have any direct Medicare Supplement Insurance in force? Yes [] No [X]

1.2 If yes, indicate premium earned on U.S. business only\$

1.3 What portion of Item (1.2) is not reported on the Medicare Supplement Insurance Experience Exhibit?\$

1.31 Reason for excluding:
.....

1.4 Indicate amount of earned premium attributable to Canadian and/or Other Alien not included in Item (1.2) above.\$

1.5 Indicate total incurred claims on all Medicare Supplement insurance.\$

1.6 Individual policies:

Most current three years:

1.61 Total premium earned\$

1.62 Total incurred claims\$

1.63 Number of covered lives

All years prior to most current three years

1.64 Total premium earned\$

1.65 Total incurred claims\$

1.66 Number of covered lives

1.7 Group policies:

Most current three years:

1.71 Total premium earned\$

1.72 Total incurred claims\$

1.73 Number of covered lives

All years prior to most current three years

1.74 Total premium earned\$

1.75 Total incurred claims\$

1.76 Number of covered lives

2. Health Test:

1Current Year

2Prior Year

2.1 Premium Numerator46,639

2.2 Premium Denominator(2,299,042,944)(4,146,608,491)

2.3 Premium Ratio (2.1/2.2)0.0000.000

2.4 Reserve Numerator139,524142,591

2.5 Reserve Denominator44,916,948,60148,989,168,914

2.6 Reserve Ratio (2.4/2.5)0.0000.000

3.1 Does this reporting entity have Separate Accounts? Yes [] No [X]

3.2 If yes, has a Separate Accounts Statement been filed with this Department? Yes [] No [] N/A []

3.3 What portion of capital and surplus funds of the reporting entity covered by assets in the Separate Accounts statement, is not currently distributable from the Separate Accounts to the general account for use by the general account?\$

3.4 State the authority under which Separate Accounts are maintained:
.....

3.5 Was any of the reporting entity's Separate Accounts business reinsured as of December 31? Yes [] No []

3.6 Has the reporting entity assumed by reinsurance any Separate Accounts business as of December 31? Yes [] No []

3.7 If the reporting entity has assumed Separate Accounts business, how much, if any, reinsurance assumed receivable for reinsurance of Separate Accounts reserve expense allowances is included as a negative amount in the liability for "Transfers to Separate Accounts due or accrued (net)"?\$

4. For reporting entities having sold annuities to another insurer where the insurer purchasing the annuities has obtained a release of liability from the claimant (payee) as the result of the purchase of an annuity from the reporting entity only:

4.1 Amount of loss reserves established by these annuities during the current year:\$

4.2 List the name and location of the insurance company purchasing the annuities and the statement value on the purchase date of the annuities.

1	2
P&C Insurance Company And Location	Statement Value on Purchase Date of Annuities (i.e., Present Value)
.....

ANNUAL STATEMENT FOR THE YEAR 2022 OF THE AMERICAN EQUITY INVESTMENT LIFE INSURANCE COMPANY

GENERAL INTERROGATORIES

PART 2 - LIFE, ACCIDENT AND HEALTH COMPANIES/FRATERNAL BENEFIT SOCIETIES INTERROGATORIES

- 5.1 Do you act as a custodian for health savings accounts? Yes [] No [X]
- 5.2 If yes, please provide the amount of custodial funds held as of the reporting date.\$
- 5.3 Do you act as an administrator for health savings accounts? Yes [] No [X]
- 5.4 If yes, please provide the balance of funds administered as of the reporting date.\$
- 6.1 Are any of the captive affiliates reported on Schedule S, Part 3, authorized reinsurers? Yes [X] No [] N/A []
- 6.2 If the answer to 6.1 is yes, please provide the following:

1 Company Name	2 NAIC Company Code	3 Domiciliary Jurisdiction	4 Reserve Credit	Assets Supporting Reserve Credit		
				5 Letters of Credit	6 Trust Agreements	7 Other
AEL Re Vermont Inc.	17189	VT.....2,239,537,3652,243,510,993

7. Provide the following for individual ordinary life insurance* policies (U.S. business only) for the current year (prior to reinsurance assumed or ceded):
- 7.1 Direct Premium Written \$
- 7.2 Total Incurred Claims \$
- 7.3 Number of Covered Lives

*Ordinary Life Insurance Includes
Term (whether full underwriting,limited underwriting,jet issue,"short form app")
Whole Life (whether full underwriting,limited underwriting,jet issue,"short form app")
Variable Life (with or without secondary gurantee)
Universal Life (with or without secondary gurantee)
Variable Universal Life (with or without secondary gurantee)

8. Is the reporting entity licensed or chartered, registered, qualified, eligible or writing business in at least two states? Yes [X] No []
- 8.1 If no, does the reporting entity assume reinsurance business that covers risks residing in at least one state other than the state of domicile of the reporting entity? Yes [] No []

Life, Accident and Health Companies Only:

- 9.1 Are personnel or facilities of this reporting entity used by another entity or entities or are personnel or facilities of another entity or entities used by this reporting entity (except for activities such as administration of jointly underwritten group contracts and joint mortality or morbidity studies)? Yes [X] No []
- 9.2 Net reimbursement of such expenses between reporting entities:
- 9.21 Paid\$96,945,450
- 9.22 Received.....\$1,197,931
- 10.1 Does the reporting entity write any guaranteed interest contracts? Yes [] No [X]
- 10.2 If yes, what amount pertaining to these lines is included in:
- 10.21 Page 3, Line 1\$
- 10.22 Page 4, Line 1\$
11. For stock reporting entities only:
- 11.1 Total amount paid in by stockholders as surplus funds since organization of the reporting entity: \$.....1,596,229,012
12. Total dividends paid stockholders since organization of the reporting entity:
- 12.11 Cash\$518,500,000
- 12.12 Stock\$80,000,000
- 13.1 Does the reporting entity reinsure any Workers' Compensation Carve-Out business defined as: Yes [] No [X]
- Reinsurance (including retrocessional reinsurance) assumed by life and health insurers of medical, wage loss and death benefits of the occupational illness and accident exposures, but not the employers liability exposures, of business originally written as workers' compensation insurance.
- 13.2 If yes, has the reporting entity completed the Workers' Compensation Carve-Out Supplement to the Annual Statement? Yes [] No []
- 13.3 If 13.1 is yes, the amounts of earned premiums and claims incurred in this statement are:

	1 Reinsurance Assumed	2 Reinsurance Ceded	3 Net Retained
13.31 Earned premium
13.32 Paid claims
13.33 Claim liability and reserve (beginning of year)
13.34 Claim liability and reserve (end of year)
13.35 Incurred claims

ANNUAL STATEMENT FOR THE YEAR 2022 OF THE AMERICAN EQUITY INVESTMENT LIFE INSURANCE COMPANY

GENERAL INTERROGATORIES

PART 2 - LIFE, ACCIDENT AND HEALTH COMPANIES/FRATERNAL BENEFIT SOCIETIES INTERROGATORIES

13.4 If reinsurance assumed included amounts with attachment points below \$1,000,000, the distribution of the amounts reported in Lines 13.31 and 13.34 for Column (1) are:

	Attachment Point	1 Earned Premium	2 Claim Liability and Reserve
13.41	<\$25,000
13.42	\$25,000 - 99,999
13.43	\$100,000 - 249,999
13.44	\$250,000 - 999,999
13.45	\$1,000,000 or more

13.5 What portion of earned premium reported in 13.31, Column 1 was assumed from pools?\$

Fraternal Benefit Societies Only:

14. Is the reporting entity organized and conducted on the lodge system, with ritualistic form of work and representative form of government? Yes [] No []

15. How often are meetings of the subordinate branches required to be held?
.....

16. How are the subordinate branches represented in the supreme or governing body?
.....

17. What is the basis of representation in the governing body?
.....

18.1 How often are regular meetings of the governing body held?
.....

18.2 When was the last regular meeting of the governing body held?

18.3 When and where will the next regular or special meeting of the governing body be held?
.....

18.4 How many members of the governing body attended the last regular meeting?

18.5 How many of the same were delegates of the subordinate branches?

19. How are the expenses of the governing body defrayed?
.....

20. When and by whom are the officers and directors elected?
.....

21. What are the qualifications for membership?
.....

22. What are the limiting ages for admission?
.....

23. What is the minimum and maximum insurance that may be issued on any one life?
.....

24. Is a medical examination required before issuing benefit certificates to applicants? Yes [] No []

25. Are applicants admitted to membership without filing an application with and becoming a member of a local branch by ballot and initiation? Yes [] No []

26.1 Are notices of the payments required sent to the members? Yes [] No [] N/A []

26.2 If yes, do the notices state the purpose for which the money is to be used? Yes [] No []

27. What proportion of first and subsequent year's payments may be used for management expenses?
27.11 First Year %
27.12 Subsequent Years %

28.1 Is any part of the mortuary, disability, emergency or reserve fund, or the accretions from or payments for the same, used for expenses? Yes [] No []

28.2 If so, what amount and for what purpose? \$

29.1 Does the reporting entity pay an old age disability benefit? Yes [] No []

29.2 If yes, at what age does the benefit commence?

30.1 Has the constitution or have the laws of the reporting entity been amended during the year?

30.2 If yes, when?
.....

31. Have you filed with this Department all forms of benefit certificates issued, a copy of the constitution and all of the laws, rules and regulations in force at the present time? Yes [] No []

32.1 State whether all or a portion of the regular insurance contributions were waived during the current year under premium-paying certificates on account of meeting attained age or membership requirements?

32.2 If so, was an additional reserve included in Exhibit 5? Yes [] No [] N/A []

32.3 If yes, explain
.....

33.1 Has the reporting entity reinsured, amalgamated with, or absorbed any company, order, society, or association during the year? Yes [] No []

33.2 If yes, was there any contract agreement, or understanding, written or oral, expressed or implied, by means of which any officer, director, trustee, or any other person, or firm, corporation, society or association, received or is to receive any fee, commission, emolument, or compensation of any nature whatsoever in connection with, on an account of such reinsurance, amalgamation, absorption, or transfer of membership or funds? Yes [] No [] N/A []

34. Has any present or former officer, director, trustee, incorporator, or any other persons, or any firm, corporation, society or association, any claims of any nature whatsoever against this reporting entity, which is not included in the liabilities on Page 3 of this statement?

35.1 Does the reporting entity have outstanding assessments in the form of liens against policy benefits that have increased surplus?

35.2 If yes, what is the date of the original lien and the outstanding balance of the liens that remain in surplus?

Date	Outstanding Lien Amount
.....
.....

21.2

FIVE-YEAR HISTORICAL DATA

Show amounts in whole dollars only, no cents; show percentages to one decimal place, i.e. 17.6.
\$000 omitted for amounts of life insurance

	1 2022	2 2021	3 2020	4 2019	5 2018
Life Insurance in Force (Exhibit of Life Insurance)					
1. Ordinary - whole life and endowment (Line 34, Col. 4)	75,999	82,010	86,924	92,157	96,500
2. Ordinary - term (Line 21, Col. 4, less Line 34, Col. 4)	6,851	7,921	8,962	10,227	12,386
3. Credit life (Line 21, Col. 6)					
4. Group, excluding FEGLI/SGLI (Line 21, Col. 9 less Lines 43 & 44, Col. 4)					1,488
5. Industrial (Line 21, Col. 2)					
6. FEGLI/SGLI (Lines 43 & 44, Col. 4)					
7. Total (Line 21, Col. 10)	82,850	89,931	95,886	102,384	110,374
7.1 Total in force for which VM-20 deterministic/stochastic reserves are calculated					
New Business Issued (Exhibit of Life Insurance)					
8. Ordinary - whole life and endowment (Line 34, Col. 2)				1	553
9. Ordinary - term (Line 2, Col. 4, less Line 34, Col. 2)					
10. Credit life (Line 2, Col. 6)					
11. Group (Line 2, Col. 9)					
12. Industrial (Line 2, Col. 2)					
13. Total (Line 2, Col. 10)				1	553
Premium Income - Lines of Business (Exhibit 1 - Part 1)					
14. Industrial life (Line 20.4, Col. 2)					
15.1 Ordinary-life insurance (Line 20.4, Col. 3)	2,566,558	2,725,981	2,907,564	3,080,246	3,356,140
15.2 Ordinary-individual annuities (Line 20.4, Col. 4)	(2,301,656,082)	(4,149,388,765)	2,218,399,218	4,012,677,234	3,518,126,277
16. Credit life (group and individual) (Line 20.4, Col. 5)					
17.1 Group life insurance (Line 20.4, Col. 6)			417	8,819	(731,250)
17.2 Group annuities (Line 20.4, Col. 7)					
18.1 A & H-group (Line 20.4, Col. 8)	9,008	10,065	12,111	26,555	40,800
18.2 A & H-credit (group and individual) (Line 20.4, Col. 9)					
18.3 A & H-other (Line 20.4, Col. 10)	37,572	44,229	37,881	45,306	56,726
19. Aggregate of all other lines of business (Line 20.4,Col. 11)					
20. Total	(2,299,042,944)	(4,146,608,491)	2,221,357,191	4,015,838,160	3,520,848,693
Balance Sheet (Pages 2 & 3)					
21. Total admitted assets excluding Separate Accounts business (Page 2, Line 26, Col. 3)	58,992,338,445	60,422,420,380	57,643,547,637	57,673,180,205	53,705,158,340
22. Total liabilities excluding Separate Accounts business (Page 3, Line 26)	55,299,736,664	56,343,888,516	53,914,815,652	54,182,984,385	50,453,277,445
23. Aggregate life reserves (Page 3, Line 1)	44,731,059,744	48,808,006,893	50,820,143,650	50,501,387,086	48,131,995,654
23.1 Excess VM-20 deterministic/stochastic reserve over NPR related to Line 7.1					
24. Aggregate A & H reserves (Page 3, Line 2)	452,845	501,439	551,746	623,337	685,370
25. Deposit-type contract funds (Page 3, Line 3)	500,651,636	213,790,029	225,100,569	237,059,160	248,269,700
26. Asset valuation reserve (Page 3, Line 24.01)	512,999,156	347,507,829	241,733,039	326,158,432	284,707,835
27. Capital (Page 3, Lines 29 and 30)	2,500,000	2,500,000	2,500,000	2,500,000	2,500,000
28. Surplus (Page 3, Line 37)	3,690,101,781	4,076,031,864	3,726,231,985	3,487,695,820	3,249,380,895
Cash Flow (Page 5)					
29. Net Cash from Operations (Line 11)	(6,604,452,127)	(4,779,559,743)	1,574,417,202	3,486,301,661	3,754,350,715
Risk-Based Capital Analysis					
30. Total adjusted capital	4,220,873,500	4,437,574,429	3,978,900,748	3,824,457,488	3,542,339,375
31. Authorized control level risk - based capital	508,249,662	554,440,597	534,717,046	514,332,754	491,543,476
Percentage Distribution of Cash, Cash Equivalents and Invested Assets (Page 2, Col. 3) (Line No. /Page 2, Line 12, Col. 3) x 100.0					
32. Bonds (Line 1)	77.0	79.3	76.3	87.0	89.8
33. Stocks (Lines 2.1 and 2.2)	0.9	0.9	0.5	0.5	0.5
34. Mortgage loans on real estate(Lines 3.1 and 3.2)	13.3	10.4	7.9	6.8	6.6
35. Real estate (Lines 4.1, 4.2 and 4.3)					
36. Cash, cash equivalents and short-term investments (Line 5)	4.4	6.4	12.9	2.5	0.5
37. Contract loans (Line 6)	0.0	0.0	0.0	0.0	0.0
38. Derivatives (Page 2, Line 7)	0.7	0.6	0.6	0.7	0.8
39. Other invested assets (Line 8)	2.5	2.3	1.7	1.6	1.8
40. Receivables for securities (Line 9)	1.2	0.1	0.1	0.0	0.0
41. Securities lending reinvested collateral assets (Line 10)			0.0	0.9	
42. Aggregate write-ins for invested assets (Line 11)					
43. Cash, cash equivalents and invested assets (Line 12)	100.0	100.0	100.0	100.0	100.0

FIVE-YEAR HISTORICAL DATA

(Continued)

	1 2022	2 2021	3 2020	4 2019	5 2018
Investments in Parent, Subsidiaries and Affiliates					
44. Affiliated bonds (Schedule D Summary, Line 12, Col. 1)					
45. Affiliated preferred stocks (Schedule D Summary, Line 18, Col. 1)					
46. Affiliated common stocks (Schedule D Summary Line 24, Col. 1),	452,739,767	478,669,446	288,546,907	248,256,427	220,026,551
47. Affiliated short-term investments (subtotal included in Schedule DA Verification, Col. 5, Line 10)					
48. Affiliated mortgage loans on real estate					
49. All other affiliated	486,925	487,300	494,885	533,594	2,192,254
50. Total of above Lines 44 to 49	453,226,692	479,156,746	289,041,792	248,790,021	222,218,805
51. Total Investment in Parent included in Lines 44 to 49 above					
Total Nonadmitted and Admitted Assets					
52. Total nonadmitted assets (Page 2, Line 28, Col. 2)	232,783,017	157,395,973	11,755,174	12,253,762	21,041,097
53. Total admitted assets (Page 2, Line 28, Col. 3)	58,992,338,445	60,422,420,380	57,643,547,637	57,673,180,205	53,705,158,340
Investment Data					
54. Net investment income (Exhibit of Net Investment Income)	2,143,581,386	3,456,916,347	2,323,344,669	2,215,862,868	2,800,649,557
55. Realized capital gains (losses) (Page 4, Line 34, Column 1)	(18,973,304)	(18,190,857)	(145,011,143)	(23,829,625)	(18,436,338)
56. Unrealized capital gains (losses) (Page 4, Line 38, Column 1)	86,128,368	75,178,332	(2,884,914)	20,036,502	13,678,225
57. Total of above Lines 54, 55 and 56	2,210,736,450	3,513,903,822	2,175,448,612	2,212,069,745	2,795,891,444
Benefits and Reserve Increases (Page 6)					
58. Total contract/certificate benefits - life (Lines 10, 11, 12, 13, 14 and 15, Col. 1 minus Lines 10, 11,12, 13, 14 and 15, Cols. 6, 7 and 8)	3,448,678,638	4,056,328,233	3,482,368,060	3,101,818,175	2,777,062,356
59. Total contract/certificate benefits - A & H (Lines 13 & 14, Col. 6)	80,010	75,750	105,476	108,026	153,239
60. Increase in life reserves - other than group and annuities (Line 19, Col. 2)	(612,033)	78,229	203,699	660,704	589,448
61. Increase in A & H reserves (Line 19, Col. 6)	(48,594)	(50,307)	(71,591)	(62,033)	(161,297)
62. Dividends to policyholders and refunds to members (Line 30, Col. 1)					
Operating Percentages					
63. Insurance expense percent (Page 6, Col. 1, Lines 21, 22 & 23, less Line 6)/(Page 6, Col. 1, Line 1 plus Exhibit 7, Col. 2, Line 2) x 100.0	(5.1)	33.1	14.1	11.8	12.5
64. Lapse percent (ordinary only) [(Exhibit of Life Insurance, Col. 4, Lines 14 & 15) / 1/2 (Exhibit of Life Insurance, Col. 4, Lines 1 & 21)] x 100.0	5.8	3.6	4.5	4.3	4.8
65. A & H loss percent (Schedule H, Part 1, Lines 5 and 6, Col. 2)	68.2	47.0	68.1	63.1	(9.8)
66. A & H cost containment percent (Schedule H, Pt. 1, Line 4, Col. 2)					
67. A & H expense percent excluding cost containment expenses (Schedule H, Pt. 1, Line 10, Col. 2)	4.0	3.6	3.2	2.3	3.9
A & H Claim Reserve Adequacy					
68. Incurred losses on prior years' claims - comprehensive group health (Sch. H, Part 3, Line 3.1 Col. 3)	30,540	XXX	XXX	XXX	XXX
69. Prior years' claim liability and reserve - comprehensive group health (Sch. H, Part 3, Line 3.2 Col. 3)	36,960	XXX	XXX	XXX	XXX
70. Incurred losses on prior years' claims-health other than comprehensive group health (Sch. H, Part 3, Line 3.1 Col. 1 less Col. 3)	6,285	XXX	XXX	XXX	XXX
71. Prior years' claim liability and reserve-health other than comprehensive group health (Sch. H, Part 3, Line 3.2 Col. 1 less Col. 3)	1,500	XXX	XXX	XXX	XXX
Net Gains From Operations After Dividends to Policyholders/Members' Refunds and Federal Income Taxes by Lines of Business (Page 6.x, Line 33)					
72. Industrial life (Page 6.1, Col. 2)					
73. Ordinary - life (Page 6.1, Col. 1 less Cols. 2, 10 and 12)	753,996	929,185	944,353	855,277	523,913
74. Ordinary - individual annuities (Page 6, Col. 4)	170,031,221	(846,642,251)	109,534,343	166,229,297	226,708,743
75. Ordinary-supplementary contracts	XXX	XXX	XXX	XXX	1,025,401
76. Credit life (Page 6.1, Col. 10 plus Page 6.2, Col. 7)					
77. Group life (Page 6.2, Col. 1 Less Cols. 7 and 9)	19,672	20,895	16,051	7,254	135,741
78. Group annuities (Page 6, Col. 5)					
79. A & H-group (Page 6.5, Col. 3)	(25,801)	(54,109)	(54,403)	(34,575)	(24,269)
80. A & H-credit (Page 6.5, Col. 10)					
81. A & H-other (Page 6.5, Col. 1 less Cols. 3 and 10)	51,550	119,323	104,056	81,527	115,687
82. Aggregate of all other lines of business (Page 6, Col. 8)					
83. Fraternal (Page 6, Col. 7)					
84. Total (Page 6, Col. 1)	170,830,638	(845,626,957)	110,544,400	167,138,780	228,485,217

NOTE: If a party to a merger, have the two most recent years of this exhibit been restated due to a merger in compliance with the disclosure requirements of SSAP No. 3, Accounting Changes and Correction of Errors? Yes [] No []
If no, please explain:



9 2 7 3 8 2 0 2 2 4 3 0 5 9 1 0 0

ANNUAL STATEMENT FOR THE YEAR 2022 OF THE AMERICAN EQUITY INVESTMENT LIFE INSURANCE COMPANY

DIRECT BUSINESS IN THE STATE OF Grand Total

DURING THE YEAR 2022

NAIC Group Code 2658

LIFE INSURANCE

NAIC Company Code 92738

DIRECT PREMIUMS AND ANNUITY CONSIDERATIONS	1	2	3	4	5
	Ordinary	Credit Life (Group and Individual)	Group	Industrial	Total
1. Life insurance	2,551,679				2,551,679
2. Annuity considerations	2,765,603,731				2,765,603,731
3. Deposit-type contract funds	7,213,407	XXX		XXX	7,213,407
4. Other considerations					
5. Totals (Sum of Lines 1 to 4)	2,775,368,817				2,775,368,817
DIRECT DIVIDENDS TO POLICYHOLDERS/REFUNDS TO MEMBERS					
Life insurance:					
6.1 Paid in cash or left on deposit					
6.2 Applied to pay renewal premiums					
6.3 Applied to provide paid-up additions or shorten the endowment or premium-paying period					
6.4 Other					
6.5 Totals (Sum of Lines 6.1 to 6.4)					
Annuities:					
7.1 Paid in cash or left on deposit					
7.2 Applied to provide paid-up annuities					
7.3 Other					
7.4 Totals (Sum of Lines 7.1 to 7.3)					
8. Grand Totals (Lines 6.5 plus 7.4)					
DIRECT CLAIMS AND BENEFITS PAID					
9. Death benefits	2,078,110				2,078,110
10. Matured endowments					
11. Annuity benefits	1,447,659,792				1,447,659,792
12. Surrender values and withdrawals for life contracts ..	3,155,593,223				3,155,593,223
13. Aggregate write-ins for miscellaneous direct claims and benefits paid					
14. All other benefits, except accident and health	20,097,617				20,097,617
15. Totals	4,625,428,742				4,625,428,742
DETAILS OF WRITE-INS					
1301.					
1302.					
1303.					
1398. Summary of Line 13 from overflow page					
1399. Totals (Lines 1301 thru 1303 plus 1398) (Line 13 above)					

DIRECT DEATH BENEFITS AND MATURED ENDOWMENTS INCURRED	Ordinary		Credit Life (Group and Individual)		Group		Industrial		Total	
	1	2	3	4	5	6	7	8	9	10
	No. of Pols. & Certifs.	Amount	No. of Ind.Pols. & Gr. Certifs.	Amount	No. of Certifs.	Amount	No. of Pols. & Certifs.	Amount	No. of Pols. & Certifs.	Amount
16. Unpaid December 31, prior year	68	403,796							68	403,796
17. Incurred during current year	187	2,115,294							187	2,115,294
Settled during current year:										
18.1 By payment in full	189	2,078,110							189	2,078,110
18.2 By payment on compromised claims										
18.3 Totals paid	189	2,078,110							189	2,078,110
18.4 Reduction by compromise										
18.5 Amount rejected										
18.6 Total settlements	189	2,078,110							189	2,078,110
19. Unpaid Dec. 31, current year (16+17-18.6)	66	440,980							66	440,980
POLICY EXHIBIT					No. of Policies					
20. In force December 31, prior year	5,852	89,931,413	(a)						5,852	89,931,413
21. Issued during year										
22. Other changes to in force (Net)	(617)	(6,659,417)							(617)	(6,659,417)
23. In force December 31 of current year	5,235	83,271,996	(a)						5,235	83,271,996

(a) Includes Individual Credit Life Insurance prior year \$, current year \$
Includes Group Credit Life Insurance Loans less than or equal to 60 months at issue, prior year \$, current year \$
Loans greater than 60 months at issue BUT NOT GREATER THAN 120 MONTHS, prior year \$, current year \$

ACCIDENT AND HEALTH INSURANCE

	1	2	3	4	5
	Direct Premiums	Direct Premiums Earned	Policyholder Dividends Paid, Refunds to Members or Credited on Direct Business	Direct Losses Paid	Direct Losses Incurred
24. Group Policies (b)					
24.1 Federal Employees Health Benefits Plan premium (b)					
24.2 Credit (Group and Individual)					
24.3 Collectively renewable policies/certificates (b)					
24.4 Medicare Title XVIII exempt from state taxes or fees Other Individual Policies:					
25.1 Non-cancelable (b)					
25.2 Guaranteed renewable (b)					
25.3 Non-renewable for stated reasons only (b)					
25.4 Other accident only					
25.5 All other (b)					
25.6 Totals (sum of Lines 25.1 to 25.5)					
26. Totals (Lines 24 + 24.1 + 24.2 + 24.3 + 24.4 + 25.6)					

(b) For health business on indicated lines report: Number of persons insured under PPO managed care products and number of persons
insured under indemnity only products

ANNUAL STATEMENT FOR THE YEAR 2022 OF THE AMERICAN EQUITY INVESTMENT LIFE INSURANCE COMPANY

EXHIBIT OF LIFE INSURANCE

(\$000 Omitted for Amounts of Life Insurance)

	Industrial		Ordinary		Credit Life (Group and Individual)		Group			10
	1	2	3	4	5	6	Number of		9	Total Amount of Insurance
	Number of Policies	Amount of Insurance	Number of Policies	Amount of Insurance	Number of Individual Policies and Group Certificates	Amount of Insurance	7 Policies	8 Certificates	Amount of Insurance	
1. In force end of prior year			5,852	89,931						89,931
2. Issued during year										
3. Reinsurance assumed										
4. Revived during year			22	672						672
5. Increased during year (net)				255						255
6. Subtotals, Lines 2 to 5			22	927						927
7. Additions by dividends during year	XXX		XXX		XXX		XXX	XXX		
8. Aggregate write-ins for increases										
9. Totals (Lines 1 and 6 to 8)			5,874	90,858						90,858
Deductions during year:										
10. Death			243	2,489			XXX			2,489
11. Maturity							XXX			
12. Disability							XXX			
13. Expiry				22						22
14. Surrender			379	4,400						4,400
15. Lapse			28	650						650
16. Conversion							XXX	XXX	XXX	
17. Decreased (net)				447						447
18. Reinsurance										
19. Aggregate write-ins for decreases										
20. Totals (Lines 10 to 19)			650	8,008						8,008
21. In force end of year (b) (Line 9 minus Line 20)			5,224	82,850						82,850
22. Reinsurance ceded end of year	XXX		XXX		XXX		XXX	XXX		
23. Line 21 minus Line 22	XXX		XXX	82,850	XXX	(a)	XXX	XXX		82,850
DETAILS OF WRITE-INS										
0801.										
0802.										
0803.										
0898. Summary of remaining write-ins for Line 8 from overflow page.										
0899. TOTALS (Lines 0801 thru 0803 plus 0898) (Line 8 above)										
1901.										
1902.										
1903.										
1998. Summary of remaining write-ins for Line 19 from overflow page.										
1999. TOTALS (Lines 1901 thru 1903 plus 1998) (Line 19 above)										

Life, Accident and Health Companies Only:

(a) Group \$; Individual \$

Fraternal Benefit Societies Only:

(b) Paid-up insurance included in the final totals of Line 21 (including additions to certificates) number of certificates , Amount \$

Additional accidental death benefits included in life certificates were in amount \$, Does the society collect any contributions from members for general expenses of the society under fully paid-up certificates? Yes [] No []

If not, how are such expenses met?

.....

EXHIBIT OF LIFE INSURANCE

(\$000 Omitted for Amounts of Life Insurance) (Continued)
ADDITIONAL INFORMATION ON INSURANCE IN FORCE END OF YEAR

	Industrial		Ordinary	
	1 Number of Policies	2 Amount of Insurance	3 Number of Policies	4 Amount of Insurance
24. Additions by dividends	XXX.....	XXX.....
25. Other paid-up insurance	707.....	4,148.....
26. Debit ordinary insurance	XXX.....	XXX.....		

ADDITIONAL INFORMATION ON ORDINARY INSURANCE

Term Insurance Excluding Extended Term Insurance	Issued During Year (Included in Line 2)		In Force End of Year (Included in Line 21)	
	1 Number of Policies	2 Amount of Insurance	3 Number of Policies	4 Amount of Insurance
27. Term policies - decreasing				
28. Term policies - other			45.....	5,815.....
29. Other term insurance - decreasing	XXX.....	XXX.....
30. Other term insurance	XXX.....	XXX.....
31. Totals (Lines 27 to 30)			45.....	5,815.....
Reconciliation to Lines 2 and 21:				
32. Term additions	XXX.....	XXX.....
33. Totals, extended term insurance	XXX.....	XXX.....	97.....	1,036.....
34. Totals, whole life and endowment			5,082.....	75,999.....
35. Totals (Lines 31 to 34)			5,224.....	82,850.....

CLASSIFICATION OF AMOUNT OF INSURANCE BY PARTICIPATING STATUS

	Issued During Year (Included in Line 2)		In Force End of Year (Included in Line 21)	
	1 Non-Participating	2 Participating	3 Non-Participating	4 Participating
36. Industrial				
37. Ordinary			82,850.....
38. Credit Life (Group and Individual)				
39. Group				
40. Totals (Lines 36 to 39)			82,850.....

ADDITIONAL INFORMATION ON CREDIT LIFE AND GROUP INSURANCE

	Credit Life		Group	
	1 Number of Individual Policies	2 Amount of Insurance	3 Number of Certificates	4 Amount of Insurance
41. Amount of insurance included in Line 2 ceded to other companies	XXX.....	XXX.....
42. Number in force end of year if the number under insured groups is limited on a pro-rata basis				XXX.....
43. Federal Employees' Group Life Insurance included in Line 21				
44. Servicemen's Group Life Insurance included in Line 21				
45. Group Permanent Insurance included in Line 21				

ADDITIONAL ACCIDENTAL DEATH BENEFITS

46. Amount of additional accidental death benefits in force end of year under ordinary policies	84.....
---	---------

BASIS OF CALCULATION OF ORDINARY TERM INSURANCE

47. State basis of calculation of (47.1) decreasing term insurance contained in Family Income, Mortgage Protection, etc., policies and riders and of (47.2) term insurance on wife and children under Family, Parent and Children, etc., policies and riders included above.
47.1 Actual Amount
47.2 For each \$5,000 on husband, wife \$1,000, children \$2,500

POLICIES WITH DISABILITY PROVISIONS

Disability Provisions	Industrial		Ordinary		Credit		Group	
	1 Number of Policies	2 Amount of Insurance	3 Number of Policies	4 Amount of Insurance	5 Number of Policies	6 Amount of Insurance	7 Number of Certificates	8 Amount of Insurance
48. Waiver of Premium			11.....	166.....				
49. Disability Income								
50. Extended Benefits			XXX.....	XXX.....				
51. Other								
52. Total		(a)	11	(a) 166		(a)		(a)

(a) See the Annual Audited Financial Reports section of the annual statement instructions

EXHIBIT OF NUMBER OF POLICIES, CONTRACTS, CERTIFICATES, INCOME PAYABLE AND ACCOUNT VALUES IN FORCE FOR SUPPLEMENTARY CONTRACTS, ANNUITIES, ACCIDENT & HEALTH AND OTHER POLICIES

SUPPLEMENTARY CONTRACTS				
	Ordinary		Group	
	1 Involving Life Contingencies	2 Not Involving Life Contingencies	3 Involving Life Contingencies	4 Not Involving Life Contingencies
1. In force end of prior year	2,914	3,742		
2. Issued during year	79	422		
3. Reinsurance assumed	3	1		
4. Increased during year (net)				
5. Total (Lines 1 to 4)	2,996	4,165		
Deductions during year:				
6. Decreased (net)	176	499		
7. Reinsurance ceded	1	9		
8. Totals (Lines 6 and 7)	177	508		
9. In force end of year (line 5 minus line 8)	2,819	3,657		
10. Amount on deposit		(a) 134,934,640		(a)
11. Income now payable	2,819	3,657		
12. Amount of income payable	(a) 17,891,151	(a) 35,120,108	(a)	(a)

ANNUITIES				
	Ordinary		Group	
	1 Immediate	2 Deferred	3 Contracts	4 Certificates
1. In force end of prior year	4,043	632,654	11	
2. Issued during year	117	25,333		
3. Reinsurance assumed		1,632		
4. Increased during year (net)				
5. Totals (Lines 1 to 4)	4,160	659,619	11	
Deductions during year:				
6. Decreased (net)	613	39,115		
7. Reinsurance ceded		5,088		
8. Totals (Lines 6 and 7)	613	44,203		
9. In force end of year (line 5 minus line 8)	3,547	615,416	11	
Income now payable:				
10. Amount of income payable	(a) 40,743,159	XXX	XXX	(a)
Deferred fully paid:				
11. Account balance	XXX	(a)	XXX	(a)
Deferred not fully paid:				
12. Account balance	XXX	(a) 40,922,137,344	XXX	(a)

ACCIDENT AND HEALTH INSURANCE						
	Group		Credit		Other	
	1 Certificates	2 Premiums in Force	3 Policies	4 Premiums in Force	5 Policies	6 Premiums in Force
1. In force end of prior year	77	10,065			571	44,905
2. Issued during year						
3. Reinsurance assumed						
4. Increased during year (net)		XXX		XXX		XXX
5. Totals (Lines 1 to 4)	77	XXX		XXX	571	XXX
Deductions during year:						
6. Conversions		XXX	XXX	XXX	XXX	XXX
7. Decreased (net)	5	XXX		XXX	57	XXX
8. Reinsurance ceded		XXX		XXX		XXX
9. Totals (Lines 6 to 8)	5	XXX		XXX	57	XXX
10. In force end of year (line 5 minus line 9)	72	(a) 9,008		(a)	514	(a) 43,904

DEPOSIT FUNDS AND DIVIDEND ACCUMULATIONS		
	1	2
	Deposit Funds Contracts	Dividend Accumulations Contracts
1. In force end of prior year		
2. Issued during year		
3. Reinsurance assumed		
4. Increased during year (net)		
5. Totals (Lines 1 to 4)		
Deductions During Year:		
6. Decreased (net)		
7. Reinsurance ceded		
8. Totals (Lines 6 and 7)		
9. In force end of year (line 5 minus line 8)		
10. Amount of account balance	(a)	(a)

(a) See the Annual Audited Financial Reports section of the annual statement instructions.

ANNUAL STATEMENT FOR THE YEAR 2022 OF THE AMERICAN EQUITY INVESTMENT LIFE INSURANCE COMPANY

FORM FOR CALCULATING THE INTEREST MAINTENANCE RESERVE

INTEREST MAINTENANCE RESERVE		1 Amount
1. Reserve as of December 31, Prior Year		73,496,173
2. Current year's realized pre-tax capital gains/(losses) of \$ (47,752,333) transferred into the reserve net of taxes of \$ (10,027,990)		(37,724,343)
3. Adjustment for current year's liability gains/(losses) released from the reserve		(49,399,376)
4. Balance before reduction for amount transferred to Summary of Operations (Line 1 + Line 2 + Line 3)		(13,627,546)
5. Current year's amortization released to Summary of Operations (Amortization, Line 1, Column 4)		(5,624,333)
6. Reserve as of December 31, current year (Line 4 minus Line 5)		(8,003,213)

AMORTIZATION

Year of Amortization	1 Reserve as of December 31, Prior Year	2 Current Year's Realized Capital Gains/(Losses) Transferred into the Reserve Net of Taxes	3 Adjustment for Current Year's Liability Gains/(Losses) Released From the Reserve	4 Balance Before Reduction for Current Year's Amortization (Cols. 1 + 2 + 3)
1. 2022	(1,885,686)	(10,090,483)	6,351,836	(5,624,333)
2. 2023	689,072	(18,974,855)	19,696,252	1,410,470
3. 2024	2,591,563	(16,516,220)	15,060,742	1,136,084
4. 2025	3,875,057	(11,377,768)	8,026,982	524,271
5. 2026	4,795,837	(6,116,764)	1,261,898	(59,028)
6. 2027	5,122,050	(612,478)	(5,108,127)	(598,556)
7. 2028	5,342,030	2,255,710	(8,482,945)	(885,206)
8. 2029	5,379,572	2,446,760	(8,735,744)	(909,412)
9. 2030	5,212,294	2,571,137	(8,686,480)	(903,049)
10. 2031	4,998,675	2,774,547	(8,673,225)	(900,003)
11. 2032	4,721,484	2,916,289	(8,521,322)	(883,549)
12. 2033	4,492,456	2,947,360	(8,304,828)	(865,013)
13. 2034	4,304,921	2,706,204	(7,833,424)	(822,299)
14. 2035	4,086,264	2,486,661	(7,354,003)	(781,078)
15. 2036	3,723,738	2,228,108	(6,670,299)	(718,454)
16. 2037	3,310,719	2,042,569	(6,013,083)	(659,795)
17. 2038	2,790,047	1,662,222	(5,013,965)	(561,697)
18. 2039	2,238,040	1,216,381	(3,902,077)	(447,655)
19. 2040	1,687,543	726,810	(2,743,924)	(329,571)
20. 2041	1,346,595	208,998	(1,786,191)	(230,599)
21. 2042	1,081,940	(269,946)	(956,097)	(144,103)
22. 2043	889,448	(521,989)	(458,380)	(90,921)
23. 2044	721,214	(484,883)	(310,012)	(73,681)
24. 2045	604,571	(427,425)	(239,652)	(62,506)
25. 2046	482,381	(386,357)	(146,613)	(50,589)
26. 2047	385,517	(333,761)	(93,218)	(41,463)
27. 2048	276,418	(282,427)	(24,346)	(30,355)
28. 2049	176,376	(224,789)	29,054	(19,359)
29. 2050	55,994	(161,387)	99,268	(6,125)
30. 2051	43	(97,985)	97,960	18
31. 2052 and Later		(34,583)	34,591	8
32. Total (Lines 1 to 31)	73,496,172	(37,724,343)	(49,399,376)	(13,627,547)

ANNUAL STATEMENT FOR THE YEAR 2022 OF THE AMERICAN EQUITY INVESTMENT LIFE INSURANCE COMPANY

ASSET VALUATION RESERVE

	Default Component			Equity Component			7 Total Amount (Cols. 3 + 6)
	1 Other Than Mortgage Loans	2 Mortgage Loans	3 Total (Cols. 1 + 2)	4 Common Stock	5 Real Estate and Other Invested Assets	6 Total (Cols. 4 + 5)	
1. Reserve as of December 31, prior year	251,884,336	35,600,765	287,485,101	1,545,311	56,671,459	58,216,770	345,701,871
2. Realized capital gains/(losses) net of taxes - General Account	(20,384,483)	(215,406)	(20,599,889)		440,773	440,773	(20,159,116)
3. Realized capital gains/(losses) net of taxes - Separate Accounts							
4. Unrealized capital gains/(losses) net of deferred taxes - General Account	691,085	(7,054,606)	(6,363,521)	3,247,642	123,399,941	126,647,583	120,284,062
5. Unrealized capital gains/(losses) net of deferred taxes - Separate Accounts							
6. Capital gains credited/(losses charged) to contract benefits, payments or reserves							
7. Basic contribution	75,375,785	13,903,932	89,279,716		136,157	136,157	89,415,873
8. Accumulated balances (Lines 1 through 5 - 6 + 7)	307,566,722	42,234,685	349,801,407	4,792,953	180,648,330	185,441,283	535,242,690
9. Maximum reserve	383,910,000	57,676,224	441,586,224	2,408,239	155,246,990	157,655,229	599,241,453
10. Reserve objective	222,913,465	43,998,459	266,911,924	2,329,039	154,784,056	157,113,095	424,025,020
11. 20% of (Line 10 - Line 8)	(16,930,651)	352,755	(16,577,897)	(492,783)	(5,172,855)	(5,665,638)	(22,243,534)
12. Balance before transfers (Lines 8 + 11)	290,636,071	42,587,440	333,223,511	4,300,171	175,475,475	179,775,646	512,999,156
13. Transfers	22,120,417		22,120,417	(1,891,931)	(20,228,486)	(22,120,417)	
14. Voluntary contribution							
15. Adjustment down to maximum/up to zero							
16. Reserve as of December 31, current year (Lines 12 + 13 + 14 + 15)	312,756,488	42,587,440	355,343,927	2,408,240	155,246,989	157,655,229	512,999,156

ASSET VALUATION RESERVE
BASIC CONTRIBUTION, RESERVE OBJECTIVE AND MAXIMUM RESERVE CALCULATIONS
DEFAULT COMPONENT

Line Num- ber	NAIC Desig- nation	Description	1	2	3	4	Basic Contribution		Reserve Objective		Maximum Reserve	
			Book/Adjusted Carrying Value	Reclassify Related Party Encumbrances	Add Third Party Encumbrances	Balance for AVR Reserve Calculations (Cols. 1 + 2 + 3)	5	6	7	8	9	10
							Factor	Amount (Cols.4 x 5)	Factor	Amount (Cols. 4 x 7)	Factor	Amount (Cols. 4 x 9)
LONG-TERM BONDS												
1.		Exempt Obligations	123,833,574	XXX	XXX	123,833,574	0.0000		0.0000		0.0000	
2.1	1	NAIC Designation Category 1.A	7,163,307,958	XXX	XXX	7,163,307,958	0.0002	1,432,662	0.0007	5,014,316	0.0013	9,312,300
2.2	1	NAIC Designation Category 1.B	1,141,227,218	XXX	XXX	1,141,227,218	0.0004	456,491	0.0011	1,255,350	0.0023	2,624,823
2.3	1	NAIC Designation Category 1.C	2,273,852,745	XXX	XXX	2,273,852,745	0.0006	1,364,312	0.0018	4,092,935	0.0035	7,958,485
2.4	1	NAIC Designation Category 1.D	1,996,750,934	XXX	XXX	1,996,750,934	0.0007	1,397,726	0.0022	4,392,852	0.0044	8,785,704
2.5	1	NAIC Designation Category 1.E	2,317,106,414	XXX	XXX	2,317,106,414	0.0009	2,085,396	0.0027	6,256,187	0.0055	12,744,085
2.6	1	NAIC Designation Category 1.F	5,429,432,837	XXX	XXX	5,429,432,837	0.0011	5,972,376	0.0034	18,460,072	0.0068	36,920,143
2.7	1	NAIC Designation Category 1.G	4,349,343,018	XXX	XXX	4,349,343,018	0.0014	6,089,080	0.0042	18,267,241	0.0085	36,969,416
2.8		Subtotal NAIC 1 (2.1+2.2+2.3+2.4+2.5+2.6+2.7)	24,671,021,123	XXX	XXX	24,671,021,123	XXX	18,798,042	XXX	57,738,952	XXX	115,314,956
3.1	2	NAIC Designation Category 2.A	5,598,834,081	XXX	XXX	5,598,834,081	0.0021	11,757,552	0.0063	35,272,655	0.0105	58,787,758
3.2	2	NAIC Designation Category 2.B	6,685,534,342	XXX	XXX	6,685,534,342	0.0025	16,713,836	0.0076	50,810,061	0.0127	84,906,286
3.3	2	NAIC Designation Category 2.C	4,199,549,696	XXX	XXX	4,199,549,696	0.0036	15,118,379	0.0108	45,355,137	0.0180	75,591,895
3.4		Subtotal NAIC 2 (3.1+3.2+3.3)	16,483,918,120	XXX	XXX	16,483,918,120	XXX	43,589,766	XXX	131,437,852	XXX	219,285,939
4.1	3	NAIC Designation Category 3.A	143,177,511	XXX	XXX	143,177,511	0.0069	987,925	0.0183	2,620,148	0.0262	3,751,251
4.2	3	NAIC Designation Category 3.B	196,140,367	XXX	XXX	196,140,367	0.0099	1,941,790	0.0264	5,178,106	0.0377	7,394,492
4.3	3	NAIC Designation Category 3.C	296,534,913	XXX	XXX	296,534,913	0.0131	3,884,607	0.0350	10,378,722	0.0500	14,826,746
4.4		Subtotal NAIC 3 (4.1+4.2+4.3)	635,852,791	XXX	XXX	635,852,791	XXX	6,814,322	XXX	18,176,976	XXX	25,972,488
5.1	4	NAIC Designation Category 4.A	51,460,631	XXX	XXX	51,460,631	0.0184	946,876	0.0430	2,212,807	0.0615	3,164,829
5.2	4	NAIC Designation Category 4.B	18,863,101	XXX	XXX	18,863,101	0.0238	448,942	0.0555	1,046,902	0.0793	1,495,844
5.3	4	NAIC Designation Category 4.C	37,239,078	XXX	XXX	37,239,078	0.0310	1,154,411	0.0724	2,696,109	0.1034	3,850,521
5.4		Subtotal NAIC 4 (5.1+5.2+5.3)	107,562,809	XXX	XXX	107,562,809	XXX	2,550,229	XXX	5,955,818	XXX	8,511,193
6.1	5	NAIC Designation Category 5.A	57,609,197	XXX	XXX	57,609,197	0.0472	2,719,154	0.0846	4,873,738	0.1410	8,122,897
6.2	5	NAIC Designation Category 5.B		XXX	XXX		0.0663		0.1188		0.1980	
6.3	5	NAIC Designation Category 5.C		XXX	XXX		0.0836		0.1498		0.2496	
6.4		Subtotal NAIC 5 (6.1+6.2+6.3)	57,609,197	XXX	XXX	57,609,197	XXX	2,719,154	XXX	4,873,738	XXX	8,122,897
7.	6	NAIC 6	8,270,208	XXX	XXX	8,270,208	0.0000		0.2370	1,960,039	0.2370	1,960,039
8.		Total Unrated Multi-class Securities Acquired by Conversion		XXX	XXX		XXX		XXX		XXX	
9.		Total Long-Term Bonds (1+2.8+3.4+4.4+5.4+6.4+7+8)	42,088,067,823	XXX	XXX	42,088,067,823	XXX	74,471,513	XXX	220,143,377	XXX	379,167,512
PREFERRED STOCKS												
10.	1	Highest Quality		XXX	XXX		0.0005		0.0016		0.0033	
11.	2	High Quality	32,500,000	XXX	XXX	32,500,000	0.0021	68,250	0.0064	208,000	0.0106	344,500
12.	3	Medium Quality	340,238	XXX	XXX	340,238	0.0099	3,368	0.0263	8,948	0.0376	12,793
13.	4	Low Quality		XXX	XXX		0.0245		0.0572		0.0817	
14.	5	Lower Quality		XXX	XXX		0.0630		0.1128		0.1880	
15.	6	In or Near Default	80	XXX	XXX	80	0.0000		0.2370	19	0.2370	19
16.		Affiliated Life with AVR		XXX	XXX		0.0000		0.0000		0.0000	
17.		Total Preferred Stocks (Sum of Lines 10 through 16)	32,840,318	XXX	XXX	32,840,318	XXX	71,618	XXX	216,967	XXX	357,312

ASSET VALUATION RESERVE (Continued)
BASIC CONTRIBUTION, RESERVE OBJECTIVE AND MAXIMUM RESERVE CALCULATIONS
DEFAULT COMPONENT

Line Num- ber	NAIC Desig- nation	Description	1	2	3	4	Basic Contribution		Reserve Objective		Maximum Reserve	
			Book/Adjusted Carrying Value	Reclassify Related Party Encumbrances	Add Third Party Encumbrances	Balance for AVR Reserve Calculations (Cols. 1 + 2 + 3)	5	6	7	8	9	10
							Factor	Amount (Cols.4 x 5)	Factor	Amount (Cols. 4 x 7)	Factor	Amount (Cols. 4 x 9)
SHORT-TERM BONDS												
18.		Exempt Obligations	395,779,877	XXX	XXX	395,779,877	0.0000		0.0000		0.0000	
19.1	1	NAIC Designation Category 1.A	518,756,843	XXX	XXX	518,756,843	0.0002	103,751	0.0007	363,130	0.0013	674,384
19.2	1	NAIC Designation Category 1.B		XXX	XXX		0.0004		0.0011		0.0023	
19.3	1	NAIC Designation Category 1.C	80,000,000	XXX	XXX	80,000,000	0.0006	48,000	0.0018	144,000	0.0035	280,000
19.4	1	NAIC Designation Category 1.D		XXX	XXX		0.0007		0.0022		0.0044	
19.5	1	NAIC Designation Category 1.E		XXX	XXX		0.0009		0.0027		0.0055	
19.6	1	NAIC Designation Category 1.F		XXX	XXX		0.0011		0.0034		0.0068	
19.7	1	NAIC Designation Category 1.G		XXX	XXX		0.0014		0.0042		0.0085	
19.8		Subtotal NAIC 1 (19.1+19.2+19.3+19.4+19.5+19.6+19.7)	598,756,843	XXX	XXX	598,756,843	XXX	151,751	XXX	507,130	XXX	954,384
20.1	2	NAIC Designation Category 2.A	316,417,145	XXX	XXX	316,417,145	0.0021	664,476	0.0063	1,993,428	0.0105	3,322,380
20.2	2	NAIC Designation Category 2.B		XXX	XXX		0.0025		0.0076		0.0127	
20.3	2	NAIC Designation Category 2.C		XXX	XXX		0.0036		0.0108		0.0180	
20.4		Subtotal NAIC 2 (20.1+20.2+20.3)	316,417,145	XXX	XXX	316,417,145	XXX	664,476	XXX	1,993,428	XXX	3,322,380
21.1	3	NAIC Designation Category 3.A		XXX	XXX		0.0069		0.0183		0.0262	
21.2	3	NAIC Designation Category 3.B		XXX	XXX		0.0099		0.0264		0.0377	
21.3	3	NAIC Designation Category 3.C		XXX	XXX		0.0131		0.0350		0.0500	
21.4		Subtotal NAIC 3 (21.1+21.2+21.3)		XXX	XXX		XXX		XXX		XXX	
22.1	4	NAIC Designation Category 4.A		XXX	XXX		0.0184		0.0430		0.0615	
22.2	4	NAIC Designation Category 4.B		XXX	XXX		0.0238		0.0555		0.0793	
22.3	4	NAIC Designation Category 4.C		XXX	XXX		0.0310		0.0724		0.1034	
22.4		Subtotal NAIC 4 (22.1+22.2+22.3)		XXX	XXX		XXX		XXX		XXX	
23.1	5	NAIC Designation Category 5.A		XXX	XXX		0.0472		0.0846		0.1410	
23.2	5	NAIC Designation Category 5.B		XXX	XXX		0.0663		0.1188		0.1980	
23.3	5	NAIC Designation Category 5.C		XXX	XXX		0.0836		0.1498		0.2496	
23.4		Subtotal NAIC 5 (23.1+23.2+23.3)		XXX	XXX		XXX		XXX		XXX	
24.	6	NAIC 6		XXX	XXX		0.0000		0.2370		0.2370	
25.		Total Short-Term Bonds (18+19.8+20.4+21.4+22.4+23.4+24)	1,310,953,866	XXX	XXX	1,310,953,866	XXX	816,227	XXX	2,500,558	XXX	4,276,764
DERIVATIVE INSTRUMENTS												
26.		Exchange Traded	1,169,202	XXX	XXX	1,169,202	0.0005	585	0.0016	1,871	0.0033	3,858
27.	1	Highest Quality	31,682,987	XXX	XXX	31,682,987	0.0005	15,841	0.0016	50,693	0.0033	104,554
28.	2	High Quality		XXX	XXX		0.0021		0.0064		0.0106	
29.	3	Medium Quality		XXX	XXX		0.0099		0.0263		0.0376	
30.	4	Low Quality		XXX	XXX		0.0245		0.0572		0.0817	
31.	5	Lower Quality		XXX	XXX		0.0630		0.1128		0.1880	
32.	6	In or Near Default		XXX	XXX		0.0000		0.2370		0.2370	
33.		Total Derivative Instruments	32,852,189	XXX	XXX	32,852,189	XXX	16,426	XXX	52,564	XXX	108,412
34.		Total (Lines 9 + 17 + 25 + 33)	43,464,714,195	XXX	XXX	43,464,714,195	XXX	75,375,785	XXX	222,913,465	XXX	383,910,000

ASSET VALUATION RESERVE (Continued)
BASIC CONTRIBUTION, RESERVE OBJECTIVE AND MAXIMUM RESERVE CALCULATIONS
DEFAULT COMPONENT

Line Num- ber	NAIC Desig- nation	Description	1 Book/Adjusted Carrying Value	2 Reclassify Related Party Encumbrances	3 Add Third Party Encumbrances	4 Balance for AVR Reserve Calculations (Cols. 1 + 2 + 3)	Basic Contribution		Reserve Objective		Maximum Reserve	
							5 Factor	6 Amount (Cols.4 x 5)	7 Factor	8 Amount (Cols. 4 x 7)	9 Factor	10 Amount (Cols. 4 x 9)
		MORTGAGE LOANS										
		In Good Standing:										
35.		Farm Mortgages - CM1 - Highest Quality	481,399,602		XXX	481,399,602	0.0011	529,540	0.0057	2,743,978	0.0074	3,562,357
36.		Farm Mortgages - CM2 - High Quality	47,258,399		XXX	47,258,399	0.0040	189,034	0.0114	538,746	0.0149	704,150
37.		Farm Mortgages - CM3 - Medium Quality			XXX		0.0069		0.0200		0.0257	
38.		Farm Mortgages - CM4 - Low Medium Quality			XXX		0.0120		0.0343		0.0428	
39.		Farm Mortgages - CM5 - Low Quality			XXX		0.0183		0.0486		0.0628	
40.		Residential Mortgages - Insured or Guaranteed			XXX		0.0003		0.0007		0.0011	
41.		Residential Mortgages - All Other	3,316,647,730		XXX	3,316,647,730	0.0015	4,974,972	0.0034	11,276,602	0.0046	15,256,580
42.		Commercial Mortgages - Insured or Guaranteed			XXX		0.0003		0.0007		0.0011	
43.		Commercial Mortgages - All Other - CM1 - Highest Quality	2,179,105,808		XXX	2,179,105,808	0.0011	2,397,016	0.0057	12,420,903	0.0074	16,125,383
44.		Commercial Mortgages - All Other - CM2 - High Quality	883,295,491		XXX	883,295,491	0.0040	3,533,182	0.0114	10,069,569	0.0149	13,161,103
45.		Commercial Mortgages - All Other - CM3 - Medium Quality	319,392,116		XXX	319,392,116	0.0069	2,203,806	0.0200	6,387,842	0.0257	8,208,377
46.		Commercial Mortgages - All Other - CM4 - Low Medium Quality			XXX		0.0120		0.0343		0.0428	
47.		Commercial Mortgages - All Other - CM5 - Low Quality			XXX		0.0183		0.0486		0.0628	
		Overdue, Not in Process:										
48.		Farm Mortgages			XXX		0.0480		0.0868		0.1371	
49.		Residential Mortgages - Insured or Guaranteed			XXX		0.0006		0.0014		0.0023	
50.		Residential Mortgages - All Other	26,338,942		XXX	26,338,942	0.0029	76,383	0.0066	173,837	0.0103	271,291
51.		Commercial Mortgages - Insured or Guaranteed			XXX		0.0006		0.0014		0.0023	
52.		Commercial Mortgages - All Other			XXX		0.0480		0.0868		0.1371	
		In Process of Foreclosure:										
53.		Farm Mortgages	1,567,316		XXX	1,567,316	0.0000		0.1942	304,373	0.1942	304,373
54.		Residential Mortgages - Insured or Guaranteed			XXX		0.0000		0.0046		0.0046	
55.		Residential Mortgages - All Other	5,544,279		XXX	5,544,279	0.0000		0.0149	82,610	0.0149	82,610
56.		Commercial Mortgages - Insured or Guaranteed			XXX		0.0000		0.0046		0.0046	
57.		Commercial Mortgages - All Other			XXX		0.0000		0.1942		0.1942	
58.		Total Schedule B Mortgages (Sum of Lines 35 through 57)	7,260,549,684		XXX	7,260,549,684	XXX	13,903,932	XXX	43,998,459	XXX	57,676,224
59.		Schedule DA Mortgages			XXX		0.0034		0.0114		0.0149	
60.		Total Mortgage Loans on Real Estate (Lines 58 + 59)	7,260,549,684		XXX	7,260,549,684	XXX	13,903,932	XXX	43,998,459	XXX	57,676,224

ASSET VALUATION RESERVE
BASIC CONTRIBUTION, RESERVE OBJECTIVE AND MAXIMUM RESERVE CALCULATIONS
EQUITY AND OTHER INVESTED ASSET COMPONENT

Line Num- ber	NAIC Desig- nation	Description	1	2	3	4	Basic Contribution		Reserve Objective		Maximum Reserve	
			Book/Adjusted Carrying Value	Reclassify Related Party Encumbrances	Add Third Party Encumbrances	Balance for AVR Reserve Calculations (Cols. 1 + 2 + 3)	5	6	7	8	9	10
							Factor	Amount (Cols.4 x 5)	Factor	Amount (Cols. 4 x 7)	Factor	Amount (Cols. 4 x 9)
COMMON STOCK												
1.		Unaffiliated - Public	13,891,389	XXX	XXX	13,891,389	0.0000		0.1580 (a)	2,194,839	0.1580 (a)	2,194,839
2.		Unaffiliated - Private		XXX	XXX		0.0000		0.1945		0.1945	
3.		Federal Home Loan Bank	22,000,000	XXX	XXX	22,000,000	0.0000		0.0061	134,200	0.0097	213,400
4.		Affiliated - Life with AVR	452,739,767	XXX	XXX	452,739,767	0.0000		0.0000		0.0000	
Affiliated - Investment Subsidiary:												
5.		Fixed Income - Exempt Obligations					XXX		XXX		XXX	
6.		Fixed Income - Highest Quality					XXX		XXX		XXX	
7.		Fixed Income - High Quality					XXX		XXX		XXX	
8.		Fixed Income - Medium Quality					XXX		XXX		XXX	
9.		Fixed Income - Low Quality					XXX		XXX		XXX	
10.		Fixed Income - Lower Quality					XXX		XXX		XXX	
11.		Fixed Income - In/Near Default					XXX		XXX		XXX	
12.		Unaffiliated Common Stock - Public					0.0000		0.1580 (a)		0.1580 (a)	
13.		Unaffiliated Common Stock - Private					0.0000		0.1945		0.1945	
14.		Real Estate					(b)		(b)		(b)	
15.		Affiliated - Certain Other (See SVO Purposes and Procedures Manual)		XXX	XXX		0.0000		0.1580		0.1580	
16.		Affiliated - All Other		XXX	XXX		0.0000		0.1945		0.1945	
17.		Total Common Stock (Sum of Lines 1 through 16)	488,631,156			488,631,156	XXX		XXX	2,329,039	XXX	2,408,239
REAL ESTATE												
18.		Home Office Property (General Account only)					0.0000		0.0912		0.0912	
19.		Investment Properties					0.0000		0.0912		0.0912	
20.		Properties Acquired in Satisfaction of Debt					0.0000		0.1337		0.1337	
21.		Total Real Estate (Sum of Lines 18 through 20)					XXX		XXX		XXX	
OTHER INVESTED ASSETS												
INVESTMENTS WITH THE UNDERLYING CHARACTERISTICS OF BONDS												
22.		Exempt Obligations		XXX	XXX		0.0000		0.0000		0.0000	
23.	1	Highest Quality		XXX	XXX		0.0005		0.0016		0.0033	
24.	2	High Quality		XXX	XXX		0.0021		0.0064		0.0106	
25.	3	Medium Quality		XXX	XXX		0.0099		0.0263		0.0376	
26.	4	Low Quality		XXX	XXX		0.0245		0.0572		0.0817	
27.	5	Lower Quality		XXX	XXX		0.0630		0.1128		0.1880	
28.	6	In or Near Default		XXX	XXX		0.0000		0.2370		0.2370	
29.		Total with Bond Characteristics (Sum of Lines 22 through 28)		XXX	XXX		XXX		XXX		XXX	

ASSET VALUATION RESERVE (Continued)
BASIC CONTRIBUTION, RESERVE OBJECTIVE AND MAXIMUM RESERVE CALCULATIONS
EQUITY AND OTHER INVESTED ASSET COMPONENT

Line Num- ber	NAIC Desig- nation	Description	1	2	3	4	Basic Contribution		Reserve Objective		Maximum Reserve	
			Book/Adjusted Carrying Value	Reclassify Related Party Encumbrances	Add Third Party Encumbrances	Balance for AVR Reserve Calculations (Cols. 1 + 2 + 3)	5	6	7	8	9	10
							Factor	Amount (Cols.4 x 5)	Factor	Amount (Cols. 4 x 7)	Factor	Amount (Cols. 4 x 9)
		INVESTMENTS WITH THE UNDERLYING CHARACTERISTICS OF PREFERRED STOCKS										
30.	1	Highest Quality	272,314,056	XXX	XXX	272,314,056	0.0005	136,157	0.0016	435,702	0.0033	898,636
31.	2	High Quality		XXX	XXX		0.0021		0.0064		0.0106	
32.	3	Medium Quality		XXX	XXX		0.0099		0.0263		0.0376	
33.	4	Low Quality		XXX	XXX		0.0245		0.0572		0.0817	
34.	5	Lower Quality.....		XXX	XXX		0.0630		0.1128		0.1880	
35.	6	In or Near Default		XXX	XXX		0.0000		0.2370		0.2370	
36.		Affiliated Life with AVR		XXX	XXX		0.0000		0.0000		0.0000	
37.		Total with Preferred Stock Characteristics (Sum of Lines 30 through 36)	272,314,056	XXX	XXX	272,314,056	XXX	136,157	XXX	435,702	XXX	898,636
		INVESTMENTS WITH THE UNDERLYING CHARACTERISTICS OF MORTGAGE LOANS										
		In Good Standing Affiliated:										
38.		Mortgages - CM1 - Highest Quality			XXX		0.0011		0.0057		0.0074	
39.		Mortgages - CM2 - High Quality			XXX		0.0040		0.0114		0.0149	
40.		Mortgages - CM3 - Medium Quality			XXX		0.0069		0.0200		0.0257	
41.		Mortgages - CM4 - Low Medium Quality			XXX		0.0120		0.0343		0.0428	
42.		Mortgages - CM5 - Low Quality			XXX		0.0183		0.0486		0.0628	
43.		Residential Mortgages - Insured or Guaranteed			XXX		0.0003		0.0007		0.0011	
44.		Residential Mortgages - All Other		XXX	XXX		0.0015		0.0034		0.0046	
45.		Commercial Mortgages - Insured or Guaranteed			XXX		0.0003		0.0007		0.0011	
		Overdue, Not in Process Affiliated:										
46.		Farm Mortgages			XXX		0.0480		0.0868		0.1371	
47.		Residential Mortgages - Insured or Guaranteed			XXX		0.0006		0.0014		0.0023	
48.		Residential Mortgages - All Other			XXX		0.0029		0.0066		0.0103	
49.		Commercial Mortgages - Insured or Guaranteed			XXX		0.0006		0.0014		0.0023	
50.		Commercial Mortgages - All Other			XXX		0.0480		0.0868		0.1371	
		In Process of Foreclosure Affiliated:										
51.		Farm Mortgages			XXX		0.0000		0.1942		0.1942	
52.		Residential Mortgages - Insured or Guaranteed			XXX		0.0000		0.0046		0.0046	
53.		Residential Mortgages - All Other			XXX		0.0000		0.0149		0.0149	
54.		Commercial Mortgages - Insured or Guaranteed			XXX		0.0000		0.0046		0.0046	
55.		Commercial Mortgages - All Other			XXX		0.0000		0.1942		0.1942	
56.		Total Affiliated (Sum of Lines 38 through 55)			XXX		XXX		XXX		XXX	
57.		Unaffiliated - In Good Standing With Covenants			XXX		(c)		(c)		(c)	
58.		Unaffiliated - In Good Standing Defeased With Government Securities			XXX		0.0011		0.0057		0.0074	
59.		Unaffiliated - In Good Standing Primarily Senior			XXX		0.0040		0.0114		0.0149	
60.		Unaffiliated - In Good Standing All Other			XXX		0.0069		0.0200		0.0257	
61.		Unaffiliated - Overdue, Not in Process			XXX		0.0480		0.0868		0.1371	
62.		Unaffiliated - In Process of Foreclosure			XXX		0.0000		0.1942		0.1942	
63.		Total Unaffiliated (Sum of Lines 57 through 62)			XXX		XXX		XXX		XXX	
64.		Total with Mortgage Loan Characteristics (Lines 56 + 63)			XXX		XXX		XXX		XXX	

ASSET VALUATION RESERVE (Continued)
BASIC CONTRIBUTION, RESERVE OBJECTIVE AND MAXIMUM RESERVE CALCULATIONS
EQUITY AND OTHER INVESTED ASSET COMPONENT

Line Number	NAIC Designation	Description	1	2	3	4	Basic Contribution		Reserve Objective		Maximum Reserve	
			Book/Adjusted Carrying Value	Reclassify Related Party Encumbrances	Add Third Party Encumbrances	Balance for AVR Reserve Calculations (Cols. 1 + 2 + 3)	5	6	7	8	9	10
							Factor	Amount (Cols.4 x 5)	Factor	Amount (Cols. 4 x 7)	Factor	Amount (Cols. 4 x 9)
		INVESTMENTS WITH THE UNDERLYING CHARACTERISTICS OF COMMON STOCK										
65.		Unaffiliated Public		XXX	XXX		0.0000		0.1580 (a)		0.1580 (a)	
66.		Unaffiliated Private	593,997,193	XXX	XXX	593,997,193	0.0000		0.1945	115,532,454	0.1945	115,532,454
67.		Affiliated Life with AVR		XXX	XXX		0.0000		0.0000		0.0000	
68.		Affiliated Certain Other (See SVO Purposes & Procedures Manual)		XXX	XXX		0.0000		0.1580		0.1580	
69.		Affiliated Other - All Other		XXX	XXX		0.0000		0.1945		0.1945	
70.		Total with Common Stock Characteristics (Sum of Lines 65 through 69)	593,997,193	XXX	XXX	593,997,193	XXX		XXX	115,532,454	XXX	115,532,454
		INVESTMENTS WITH THE UNDERLYING CHARACTERISTICS OF REAL ESTATE										
71.		Home Office Property (General Account only)					0.0000		0.0912		0.0912	
72.		Investment Properties	219,617,043			219,617,043	0.0000		0.0912	20,029,074	0.0912	20,029,074
73.		Properties Acquired in Satisfaction of Debt					0.0000		0.1337		0.1337	
74.		Total with Real Estate Characteristics (Sum of Lines 71 through 73)	219,617,043			219,617,043	XXX		XXX	20,029,074	XXX	20,029,074
		LOW INCOME HOUSING TAX CREDIT INVESTMENTS										
75.		Guaranteed Federal Low Income Housing Tax Credit					0.0003		0.0006		0.0010	
76.		Non-guaranteed Federal Low Income Housing Tax Credit					0.0063		0.0120		0.0190	
77.		Guaranteed State Low Income Housing Tax Credit					0.0003		0.0006		0.0010	
78.		Non-guaranteed State Low Income Housing Tax Credit					0.0063		0.0120		0.0190	
79.		All Other Low Income Housing Tax Credit					0.0273		0.0600		0.0975	
80.		Total LIHTC (Sum of Lines 75 through 79)					XXX		XXX		XXX	
		RESIDUAL TRANCHES OR INTERESTS										
81.		Fixed Income Instruments - Unaffiliated	49,720,204	XXX	XXX	49,720,204	0.0000		0.1580	7,855,792	0.1580	7,855,792
82.		Fixed Income Instruments - Affiliated		XXX	XXX		0.0000		0.1580		0.1580	
83.		Common Stock - Unaffiliated		XXX	XXX		0.0000		0.1580		0.1580	
84.		Common Stock - Affiliated		XXX	XXX		0.0000		0.1580		0.1580	
85.		Preferred Stock - Unaffiliated		XXX	XXX		0.0000		0.1580		0.1580	
86.		Preferred Stock - Affiliated		XXX	XXX		0.0000		0.1580		0.1580	
87.		Real Estate - Unaffiliated					0.0000		0.1580		0.1580	
88.		Real Estate - Affiliated					0.0000		0.1580		0.1580	
89.		Mortgage Loans - Unaffiliated		XXX	XXX		0.0000		0.1580		0.1580	
90.		Mortgage Loans - Affiliated		XXX	XXX		0.0000		0.1580		0.1580	
91.		Other - Unaffiliated		XXX	XXX		0.0000		0.1580		0.1580	
92.		Other - Affiliated		XXX	XXX		0.0000		0.1580		0.1580	
93.		Total Residual Tranches or Interests (Sum of Lines 81 through 92)	49,720,204			49,720,204	XXX		XXX	7,855,792	XXX	7,855,792
		ALL OTHER INVESTMENTS										
94.		NAIC 1 Working Capital Finance Investments		XXX			0.0000		0.0042		0.0042	
95.		NAIC 2 Working Capital Finance Investments		XXX			0.0000		0.0137		0.0137	
96.		Other Invested Assets - Schedule BA	69,183,751	XXX		69,183,751	0.0000		0.1580	10,931,033	0.1580	10,931,033
97.		Other Short-Term Invested Assets - Schedule DA		XXX			0.0000		0.1580		0.1580	
98.		Total All Other (Sum of Lines 94, 95, 96 and 97)	69,183,751	XXX		69,183,751	XXX		XXX	10,931,033	XXX	10,931,033
99.		Total Other Invested Assets - Schedules BA & DA (Sum of Lines 29, 37, 64, 70, 74, 80, 93 and 98)	1,204,832,247			1,204,832,247	XXX	136,157	XXX	154,784,056	XXX	155,246,990

(a) Times the company's weighted average portfolio beta (Minimum .1215, Maximum .2431).
(b) Determined using the same factors and breakdowns used for directly owned real estate.
(c) This will be the factor associated with the risk category determined in the company generated worksheet.

Asset Valuation Reserve - Replications (Synthetic) Assets

N O N E

Schedule F - Claims

N O N E

SCHEDULE H - ACCIDENT AND HEALTH EXHIBIT
PART 1 - ANALYSIS OF UNDERWRITING OPERATIONS

	Total		Comprehensive (Hospital and Medical) Individual		Comprehensive (Hospital and Medical) Group		Medicare Supplement		Vision Only		Dental Only		Federal Employees Health Benefits Plan	
	1 Amount	2 %	3 Amount	4 %	5 Amount	6 %	7 Amount	8 %	9 Amount	10 %	11 Amount	12 %	13 Amount	14 %
1. Premiums written	46,025	XXX		XXX	9,008	XXX		XXX		XXX		XXX		XXX
2. Premiums earned	46,639	XXX		XXX	9,008	XXX		XXX		XXX		XXX		XXX
3. Incurred claims	66,388	142.3			48,978	543.7								
4. Cost containment expenses														
5. Incurred claims and cost containment expenses (Lines 3 and 4)	66,388	142.3			48,978	543.7								
6. Increase in contract reserves	(34,574)	(74.1)												
7. Commissions (a)67	.0.1												
8. Other general insurance expenses	1,594	3.4			166	1.8								
9. Taxes, licenses and fees	216	0.5			.23	0.3								
10. Total other expenses incurred	1,877	4.0			189	2.1								
11. Aggregate write-ins for deductions														
12. Gain from underwriting before dividends or refunds	12,948	27.8			(40,159)	(445.8)								
13. Dividends or refunds														
14. Gain from underwriting after dividends or refunds	12,948	27.8			(40,159)	(445.8)								
DETAILS OF WRITE-INS														
1101.														
1102.														
1103.														
1198. Summary of remaining write-ins for Line 11 from overflow page														
1199. Totals (Lines 1101 thru 1103 plus 1198)(Line 11 above)														

	Medicare Title XVIII		Medicaid Title XIX		Credit A&H		Disability Income		Long-Term Care		Other Health	
	15 Amount	16 %	17 Amount	18 %	19 Amount	20 %	21 Amount	22 %	23 Amount	24 %	25 Amount	26 %
1. Premiums written		XXX		XXX		XXX		XXX		XXX	37,017	XXX
2. Premiums earned		XXX		XXX		XXX		XXX		XXX	37,631	XXX
3. Incurred claims											17,410	46.3
4. Cost containment expenses												
5. Incurred claims and cost containment expenses (Lines 3 and 4)											17,410	46.3
6. Increase in contract reserves											(34,574)	(91.9)
7. Commissions (a)67	0.2
8. Other general insurance expenses											1,428	3.8
9. Taxes, licenses and fees											193	0.5
10. Total other expenses incurred											1,688	4.5
11. Aggregate write-ins for deductions												
12. Gain from underwriting before dividends or refunds											53,107	141.1
13. Dividends or refunds												
14. Gain from underwriting after dividends or refunds											53,107	141.1
DETAILS OF WRITE-INS												
1101.												
1102.												
1103.												
1198. Summary of remaining write-ins for Line 11 from overflow page												
1199. Totals (Lines 1101 thru 1103 plus 1198)(Line 11 above)												

(a) Includes \$ reported as "Contract, membership and other fees retained by agents."

SCHEDULE H - ACCIDENT AND HEALTH EXHIBIT (Continued)

PART 2. - RESERVES AND LIABILITIES

	1	2	3	4	5	6	7	8	9	10	11	12	13
	Total	Comprehensive (Hospital and Medical) Individual	Comprehensive (Hospital and Medical) Group	Medicare Supplement	Vision Only	Dental Only	Federal Employees Health Benefits Plan	Medicare Title XVIII	Medicaid Title XIX	Credit A&H	Disability Income	Long-Term Care	Other Health
A. Premium Reserves:													
1. Unearned premiums	30,978		25,000										5,978
2. Advance premiums	3,119												3,119
3. Reserve for rate credits													
4. Total premium reserves, current year	34,097		25,000										9,097
5. Total premium reserves, prior year	34,711		25,000										9,711
6. Increase in total premium reserves	(614)												(614)
B. Contract Reserves:													
1. Additional reserves (a)	292,983												292,983
2. Reserve for future contingent benefits	105,546												105,546
3. Total contract reserves, current year	398,529												398,529
4. Total contract reserves, prior year	433,103												433,103
5. Increase in contract reserves	(34,574)												(34,574)
C. Claim Reserves and Liabilities:													
1. Total current year	26,338		23,338										3,000
2. Total prior year	38,460		36,960										1,500
3. Increase	(12,122)		(13,622)										1,500

PART 3. - TEST OF PRIOR YEAR'S CLAIM RESERVES AND LIABILITIES

	1	2	3	4	5	6	7	8	9	10	11	12	13
	Total	Comprehensive (Hospital and Medical) Individual	Comprehensive (Hospital and Medical) Group	Medicare Supplement	Vision Only	Dental Only	Federal Employees Health Benefits Plan	Medicare Title XVIII	Medicaid Title XIX	Credit A&H	Disability Income	Long-Term Care	Other Health
1. Claims paid during the year:													
1.1 On claims incurred prior to current year	20,759		16,304										4,455
1.2 On claims incurred during current year	57,751		46,296										11,455
2. Claim reserves and liabilities, December 31, current year:													
2.1 On claims incurred prior to current year	16,066		14,236										1,830
2.2 On claims incurred during current year	10,272		9,102										1,170
3. Test:													
3.1 Lines 1.1 and 2.1	36,825		30,540										6,285
3.2 Claim reserves and liabilities, December 31, prior year	38,460		36,960										1,500
3.3 Line 3.1 minus Line 3.2	(1,635)		(6,420)										4,785

PART 4. - REINSURANCE

	1	2	3	4	5	6	7	8	9	10	11	12	13
	Total	Comprehensive (Hospital and Medical) Individual	Comprehensive (Hospital and Medical) Group	Medicare Supplement	Vision Only	Dental Only	Federal Employees Health Benefits Plan	Medicare Title XVIII	Medicaid Title XIX	Credit A&H	Disability Income	Long-Term Care	Other Health
A. Reinsurance Assumed:													
1. Premiums written	46,025		9,008										37,017
2. Premiums earned	46,639		9,008										37,631
3. Incurred claims	66,388		48,978										17,410
4. Commissions	67												67
B. Reinsurance Ceded:													
1. Premiums written													
2. Premiums earned													
3. Incurred claims													
4. Commissions													

(a) Includes \$ premium deficiency reserve.

ANNUAL STATEMENT FOR THE YEAR 2022 OF THE AMERICAN EQUITY INVESTMENT LIFE INSURANCE COMPANY

SCHEDULE H - PART 5 - HEALTH CLAIMS

	1 Comprehensive (Hospital and Medical) Individual	2 Comprehensive (Hospital and Medical) Group	3 Medicare Supplement	4 Vision Only	5 Dental Only	6 Federal Employees Health Benefits Plan	7 Medicare Title XVIII	8 Medicaid Title XIX	9 Credit A&H	10 Disability Income	11 Long-Term Care	12 Other Health	13 Total
A. Direct:													
1. Incurred claims													
2. Beginning claim reserves and liabilities													
3. Ending claim reserves and liabilities													
4. Claims paid													
B. Assumed Reinsurance:													
1. Incurred claims		48,978										17,410	66,388
2. Beginning claim reserves and liabilities												38,460	38,460
3. Ending claim reserves and liabilities												26,338	26,338
4. Claims paid		48,978										29,532	78,510
C. Ceded Reinsurance:													
1. Incurred claims													
2. Beginning claim reserves and liabilities													
3. Ending claim reserves and liabilities													
4. Claims paid													
D. Net:													
1. Incurred claims		48,978										17,410	66,388
2. Beginning claim reserves and liabilities												38,460	38,460
3. Ending claim reserves and liabilities												26,338	26,338
4. Claims paid		48,978										29,532	78,510
E. Net Incurred Claims and Cost Containment Expenses:													
1. Incurred claims and cost containment expenses		48,978										17,410	66,388
2. Beginning reserves and liabilities												38,460	38,460
3. Ending reserves and liabilities												26,338	26,338
4. Paid claims and cost containment expenses		48,978										29,532	78,510

ANNUAL STATEMENT FOR THE YEAR 2022 OF THE AMERICAN EQUITY INVESTMENT LIFE INSURANCE COMPANY

SCHEDULE S - PART 1 - SECTION 1

Reinsurance Assumed Life Insurance, Annuities, Deposit Funds and Other Liabilities Without Life or Disability Contingencies, and Related Benefits Listed by Reinsured Company as of December 31, Current Year

1 NAIC Company Code	2 ID Number	3 Effective Date	4 Name of Reinsured	5 Domiciliary Jurisdiction	6 Type of Reinsurance Assumed	7 Type of Business Assumed	8 Amount of In Force at End of Year	9 Reserve	10 Premiums	11 Reinsurance Payable on Paid and Unpaid Losses	12 Modified Coinsurance Reserve	13 Funds Withheld Under Coinsurance
..... 1318326-321890710/01/2013 ..	Eagle Life Insurance Company	IA.....CO/I.....IA.....1,425,491,345.....
..... 1318326-321890710/01/2013 ..	Eagle Life Insurance Company	IA.....CO/I.....FA.....638,693,833.....3,703,844.....
..... 1318326-321890710/01/2013 ..	Eagle Life Insurance Company	IA.....CO/I.....SC.....1,987,712.....
..... 1318326-321890701/01/2020 ..	Eagle Life Insurance Company	IA.....CO/I.....IA.....316,985,721.....155,052,387.....
..... 1318326-321890701/01/2020 ..	Eagle Life Insurance Company	IA.....CO/I.....FA.....2,278,484,200.....107,243,376.....
0299999. General Account - U.S. Affiliates - Other								4,661,642,811	265,999,607			
0399999. Total General Account - U.S. Affiliates								4,661,642,811	265,999,607			
0699999. Total General Account - Non-U.S. Affiliates												
0799999. Total General Account - Affiliates								4,661,642,811	265,999,607			
..... 7031936-193376012/31/1995 ..	Washington National Ins Co	IN.....OTH/G.....DIS.....57,522.....
..... 7031936-193376012/31/1995 ..	Washington National Ins Co	IN.....OTH/I.....OL.....15,621,086.....5,977,139.....190,636.....226,516.....
..... 7031936-193376012/31/1995 ..	Washington National Ins Co	IN.....OTH/I.....DIS.....404.....
..... 7031936-193376012/31/1995 ..	Washington National Ins Co	IN.....OTH/I.....ADB.....168.....
..... 7031936-193376012/31/1995 ..	Washington National Ins Co	IN.....CO/I.....FA.....592,012.....12,289.....
0899999. General Account - U.S. Non-Affiliates								15,621,086	6,627,245	202,925	226,516	
1099999. Total General Account - Non-Affiliates								15,621,086	6,627,245	202,925	226,516	
1199999. Total General Account								15,621,086	4,668,270,056	266,202,532	226,516	
1499999. Total Separate Accounts - U.S. Affiliates												
1799999. Total Separate Accounts - Non-U.S. Affiliates												
1899999. Total Separate Accounts - Affiliates												
2199999. Total Separate Accounts - Non-Affiliates												
2299999. Total Separate Accounts												
2399999. Total U.S. (Sum of 0399999, 0899999, 1499999 and 1999999)								15,621,086	4,668,270,056	266,202,532	226,516	
2499999. Total Non-U.S. (Sum of 0699999, 0999999, 1799999 and 2099999)												
9999999 - Totals								15,621,086	4,668,270,056	266,202,532	226,516	

ANNUAL STATEMENT FOR THE YEAR 2022 OF THE AMERICAN EQUITY INVESTMENT LIFE INSURANCE COMPANY

SCHEDULE S - PART 1 - SECTION 2

Reinsurance Assumed Accident and Health Insurance Listed by Reinsured Company as of December 31, Current Year

[illegible]

ANNUAL STATEMENT FOR THE YEAR 2022 OF THE AMERICAN EQUITY INVESTMENT LIFE INSURANCE COMPANY

SCHEDULE S - PART 3 - SECTION 1

Reinsurance Ceded Life Insurance, Annuities, Deposit Funds and Other Liabilities Without Life or Disability Contingencies, and Related Benefits Listed by Reinsuring Company as of December 31, Current Year

1 NAIC Company Code	2 ID Number	3 Effective Date	4 Name of Company	5 Domi- ciliary Juris- diction	6 Type of Reinsurance Ceded	7 Type of Business Ceded	8 Amount in Force at End of Year	Reserve Credit Taken		11 Premiums	Outstanding Surplus Relief		14 Modified Coinsurance Reserve	15 Funds Withheld Under Coinsurance
								9 Current Year	10 Prior Year		12 Current Year	13 Prior Year		
17189	87-2625017	10/01/2021	AEL Re Vermont Inc.	VT	COFW/I	IA		2,239,537,365	2,146,131,470	86,565,378				676,380,998
0199999. General Account - Authorized U.S. Affiliates - Captive								2,239,537,365	2,146,131,470	86,565,378				676,380,998
13183	26-3218907	01/01/2010	Eagle Life Insurance Company	IA	CO/I	FA		126,597,637	131,094,465	73,700				
0299999. General Account - Authorized U.S. Affiliates - Other								126,597,637	131,094,465	73,700				
0399999. Total General Account - Authorized U.S. Affiliates								2,366,135,002	2,277,225,935	86,639,078				676,380,998
0699999. Total General Account - Authorized Non-U.S. Affiliates														
0799999. Total General Account - Authorized Affiliates								2,366,135,002	2,277,225,935	86,639,078				676,380,998
70319	36-1933760	12/31/1995	Washington National Ins Co	IN	OTH/I	ADB		168	234					
63088	42-0623913	12/31/2011	Equitrust Life Insurance Company	IA	CO/I	IA		257,749,850	292,141,685	1,083,172				
63088	42-0623913	12/31/2011	Equitrust Life Insurance Company	IA	CO/I	FA		64,516,079	74,896,642	271,123				
88340	59-2859797	12/30/1998	Hannover Life Reassurance Company of America - 1998	FL	OTH/I	OL		593,022	644,562	91,254				
88340	59-2859797	07/01/2007	Hannover Life Reassurance Company of America - 2007	FL	CO/I	IA		1,463,587	984,922	346,445				
88099	75-1608507	01/01/1997	Optimum Re Insurance Company	TX	OTH/I	OL		22,142	21,099					
0899999. General Account - Authorized U.S. Non-Affiliates								324,344,848	368,689,144	1,791,994				
1099999. Total General Account - Authorized Non-Affiliates								324,344,848	368,689,144	1,791,994				
1199999. Total General Account Authorized								2,690,479,850	2,645,915,079	88,431,072				676,380,998
1499999. Total General Account - Unauthorized U.S. Affiliates														
00000	98-1640447	12/31/2021	AEL Re Bermuda Ltd.	BMU	CO/I	IA		2,986,836,309	3,469,744,598	6,798,791				3,203,808,675
00000	98-1640447	12/31/2021	AEL Re Bermuda Ltd.	BMU	CO/I	FA		275,679,939	316,061,574	627,517				295,706,122
1699999. General Account - Unauthorized Non-U.S. Affiliates - Other								3,262,516,248	3,785,806,172	7,426,308				3,499,514,797
1799999. Total General Account - Unauthorized Non-U.S. Affiliates								3,262,516,248	3,785,806,172	7,426,308				3,499,514,797
1899999. Total General Account - Unauthorized Affiliates								3,262,516,248	3,785,806,172	7,426,308				3,499,514,797
00000	AA-3194154	02/01/2007	Ace Tempest Life Reins LTD	BMU	CO/I	IA		1,591,523	1,092,281	283,718				
00000	AA-3190982	01/01/2009	Athene Life RE LTD	BMU	COFW/I	IA		558,225,827	594,627,449	538,482				556,737,325
00000	AA-3190982	01/01/2009	Athene Life RE LTD	BMU	COFW/I	FA		138,251,055	181,898,992					137,882,410
00000	AA-3190982	01/01/2009	Athene Life RE LTD	BMU	COFW/I	SC		4,217,542	4,678,960					
00000	AA-3190982	01/01/2014	Athene Life RE LTD	BMU	MCO/I	IA				4,437,389				1,588,898,644
00000	AA-3190982	01/01/2014	Athene Life RE LTD	BMU	MCO/I	FA								737,027,117
00000	AA-3190982	01/01/2014	Athene Life RE LTD	BMU	MCO/I	SC								1,590,169
00000	AA-3770525	07/01/2021	North End Re (Cayman)	CYM	CO/I	IA		1,734,400,704	1,327,394,273	362,617,221				
00000	AA-3770525	07/01/2021	North End Re (Cayman)	CYM	MCO/I	IA				846,106,849				4,046,962,701
00000		10/03/2022	AeBe ISA Ltd	BMU	CO/I	IA		947,125,339		971,214,482				
00000		10/03/2022	AeBe ISA Ltd	BMU	CO/I	FA		33,813,432		34,673,441				
00000		10/03/2022	AeBe ISA Ltd	BMU	COFW/I	IA		2,841,376,018		2,913,643,445				2,876,128,182
00000		10/03/2022	AeBe ISA Ltd	BMU	COFW/I	FA		101,440,296		104,020,324				102,680,987
2099999. General Account - Unauthorized Non-U.S. Non-Affiliates								6,360,441,736	2,109,691,955	5,237,535,351			6,374,478,631	3,673,428,904
2199999. Total General Account - Unauthorized Non-Affiliates								6,360,441,736	2,109,691,955	5,237,535,351			6,374,478,631	3,673,428,904
2299999. Total General Account Unauthorized								9,622,957,984	5,895,498,127	5,244,961,659			6,374,478,631	7,172,943,701
2599999. Total General Account - Certified U.S. Affiliates														
2899999. Total General Account - Certified Non-U.S. Affiliates														
2999999. Total General Account - Certified Affiliates														
3299999. Total General Account - Certified Non-Affiliates														
3399999. Total General Account Certified														
3699999. Total General Account - Reciprocal Jurisdiction U.S. Affiliates														
3999999. Total General Account - Reciprocal Jurisdiction Non-U.S. Affiliates														
4099999. Total General Account - Reciprocal Jurisdiction Affiliates														
4399999. Total General Account - Reciprocal Jurisdiction Non-Affiliates														
4499999. Total General Account Reciprocal Jurisdiction														
4599999. Total General Account Authorized, Unauthorized, Reciprocal Jurisdiction and Certified								12,313,437,834	8,541,413,206	5,333,392,731			6,374,478,631	7,849,324,699
4899999. Total Separate Accounts - Authorized U.S. Affiliates														
5199999. Total Separate Accounts - Authorized Non-U.S. Affiliates														
5299999. Total Separate Accounts - Authorized Affiliates														
5599999. Total Separate Accounts - Authorized Non-Affiliates														
5699999. Total Separate Accounts Authorized														

ANNUAL STATEMENT FOR THE YEAR 2022 OF THE AMERICAN EQUITY INVESTMENT LIFE INSURANCE COMPANY

SCHEDULE S - PART 3 - SECTION 1

Reinsurance Ceded Life Insurance, Annuities, Deposit Funds and Other Liabilities Without Life or Disability Contingencies, and Related Benefits Listed by Reinsuring Company as of December 31, Current Year

1 NAIC Company Code	2 ID Number	3 Effective Date	4 Name of Company	5 Domi- ciliary Juris- diction	6 Type of Reinsurance Ceded	7 Type of Business Ceded	8 Amount in Force at End of Year	Reserve Credit Taken		11 Premiums	Outstanding Surplus Relief		14 Modified Coinsurance Reserve	15 Funds Withheld Under Coinsurance
								9	10		12	13		
								Current Year	Prior Year		Current Year	Prior Year		
5999999. Total Separate Accounts - Unauthorized U.S. Affiliates														
6299999. Total Separate Accounts - Unauthorized Non-U.S. Affiliates														
6399999. Total Separate Accounts - Unauthorized Affiliates														
6699999. Total Separate Accounts - Unauthorized Non-Affiliates														
6799999. Total Separate Accounts Unauthorized														
7099999. Total Separate Accounts - Certified U.S. Affiliates														
7399999. Total Separate Accounts - Certified Non-U.S. Affiliates														
7499999. Total Separate Accounts - Certified Affiliates														
7799999. Total Separate Accounts - Certified Non-Affiliates														
7899999. Total Separate Accounts Certified														
8199999. Total Separate Accounts - Reciprocal Jurisdiction U.S. Affiliates														
8499999. Total Separate Accounts - Reciprocal Jurisdiction Non-U.S. Affiliates														
8599999. Total Separate Accounts - Reciprocal Jurisdiction Affiliates														
8899999. Total Separate Accounts - Reciprocal Jurisdiction Non-Affiliates														
8999999. Total Separate Accounts Reciprocal Jurisdiction														
9099999. Total Separate Accounts Authorized, Unauthorized, Reciprocal Jurisdiction and Certified														
9199999. Total U.S. (Sum of 0399999, 0899999, 1499999, 1999999, 2599999, 3099999, 3699999, 4199999, 4899999, 5399999, 5999999, 6499999, 7099999, 7599999, 8199999 and 8699999)								2,690,479,850	2,645,915,079	88,431,072				676,380,998
9299999. Total Non-U.S. (Sum of 0699999, 0999999, 1799999, 2099999, 2899999, 3199999, 3999999, 4299999, 5199999, 5499999, 6299999, 6599999, 7399999, 7699999, 8499999 and 8799999)								9,622,957,984	5,895,498,127	5,244,961,659			6,374,478,631	7,172,943,701
9999999 - Totals								12,313,437,834	8,541,413,206	5,333,392,731			6,374,478,631	7,849,324,699

SCHEDULE S - PART 3 - SECTION 2

[illegible]

ANNUAL STATEMENT FOR THE YEAR 2022 OF THE AMERICAN EQUITY INVESTMENT LIFE INSURANCE COMPANY

SCHEDULE S - PART 4

Reinsurance Ceded to Unauthorized Companies

1	2	3	4	5	6	7	8	9	10	11	12	13	14	15
NAIC Company Code	ID Number	Effective Date	Name of Reinsurer	Reserve Credit Taken	Paid and Unpaid Losses Recoverable (Debit)	Other Debits	Total (Cols.5+6+7)	Letters of Credit	Issuing or Confirming Bank Reference Number (a)	Trust Agreements	Funds Deposited by and Withheld from Reinsurers	Other	Miscellaneous Balances (Credit)	Sum of Cols. 9+11+12+13 +14 but not in Excess of Col. 8
0399999.	Total General Account - Life and Annuity U.S. Affiliates								XXX					
...0000098-1640447 ..	12/31/2021	AEL Re Bermuda LTD	3,262,516,248			3,262,516,248				3,499,514,797			3,262,516,248
0599999.	General Account - Life and Annuity Non-U.S. Affiliates - Other			3,262,516,248			3,262,516,248		XXX		3,499,514,797			3,262,516,248
0699999.	Total General Account - Life and Annuity Non-U.S. Affiliates			3,262,516,248			3,262,516,248		XXX		3,499,514,797			3,262,516,248
0799999.	Total General Account - Life and Annuity Affiliates			3,262,516,248			3,262,516,248		XXX		3,499,514,797			3,262,516,248
...00000AA-3194154 ..	02/01/2007	Ace Tempest Life Reins LTD	1,591,523			1,591,523	1,592,000						1,591,523
...00000AA-3190982 ..	01/01/2009	Athene Life RE LTD	696,476,882			696,476,882				696,476,882			696,476,882
...00000	10/03/2022	AeBe ISA Ltd	3,923,755,085		59,240,448	3,982,995,533			944,945,916	2,978,809,169			3,923,755,085
0999999.	General Account - Life and Annuity Non-U.S. Non-Affiliates			4,621,823,490		59,240,448	4,681,063,938	1,592,000	XXX	944,945,916	3,675,286,051			4,621,823,490
1099999.	Total General Account - Life and Annuity Non-Affiliates			4,621,823,490		59,240,448	4,681,063,938	1,592,000	XXX	944,945,916	3,675,286,051			4,621,823,490
1199999.	Total General Account Life and Annuity			7,884,339,738		59,240,448	7,943,580,186	1,592,000	XXX	944,945,916	7,174,800,848			7,884,339,738
1499999.	Total General Account - Accident and Health U.S. Affiliates								XXX					
1799999.	Total General Account - Accident and Health Non-U.S. Affiliates								XXX					
1899999.	Total General Account - Accident and Health Affiliates								XXX					
2199999.	Total General Account - Accident and Health Non-Affiliates								XXX					
2299999.	Total General Account Accident and Health								XXX					
2399999.	Total General Account			7,884,339,738		59,240,448	7,943,580,186	1,592,000	XXX	944,945,916	7,174,800,848			7,884,339,738
2699999.	Total Separate Accounts - U.S. Affiliates								XXX					
2999999.	Total Separate Accounts - Non-U.S. Affiliates								XXX					
3099999.	Total Separate Accounts - Affiliates								XXX					
3399999.	Total Separate Accounts - Non-Affiliates								XXX					
3499999.	Total Separate Accounts								XXX					
3599999.	Total U.S. (Sum of 0399999, 0899999, 1499999, 1999999, 2699999 and 3199999)								XXX					
3699999.	Total Non-U.S. (Sum of 0699999, 0999999, 1799999, 2099999, 2999999 and 3299999)			7,884,339,738		59,240,448	7,943,580,186	1,592,000	XXX	944,945,916	7,174,800,848			7,884,339,738
9999999.	- Totals			7,884,339,738		59,240,448	7,943,580,186	1,592,000	XXX	944,945,916	7,174,800,848			7,884,339,738

(a)	Issuing or Confirming Bank Reference Number	Letters of Credit Code	American Bankers Association (ABA) Routing Number	Issuing or Confirming Bank Name	Letters of Credit Amount
	0001	1.....	121000248	WELLS FARGO BANK, NA 1,592,000

Schedule S - Part 5

N O N E

Schedule S - Part 5 - Bank Footnote

N O N E

SCHEDULE S - PART 6
Five Year Exhibit of Reinsurance Ceded Business
(\$000 Omitted)

	1 2022	2 2021	3 2020	4 2019	5 2018
A. OPERATIONS ITEMS					
1. Premiums and annuity considerations for life and accident and health contracts	5,333,393	10,130,934	236,830	396,976	530,737
2. Commissions and reinsurance expense allowances	329,451	1,903,135	29,971	40,135	41,665
3. Contract claims	314,010	153,195	161,794	154,211	175,963
4. Surrender benefits and withdrawals for life contracts	1,354,344	882,303	378,970	300,718	306,657
5. Dividends to policyholders and refunds to members					
6. Reserve adjustments on reinsurance ceded	175,428	2,378,342	(246,155)	50,582	266,888
7. Increase in aggregate reserve for life and accident and health contracts	3,714,332	5,800,851	62,023	135,820	(168,611)
B. BALANCE SHEET ITEMS					
8. Premiums and annuity considerations for life and accident and health contracts deferred and uncollected					
9. Aggregate reserves for life and accident and health contracts	12,309,832	8,537,373	2,800,307	2,738,284	2,506,922
10. Liability for deposit-type contracts	3,606	4,041	4,636	5,195	6,024
11. Contract claims unpaid					
12. Amounts recoverable on reinsurance					
13. Experience rating refunds due or unpaid					
14. Policyholders' dividends and refunds to members (not included in Line 10)					
15. Commissions and reinsurance expense allowances due	298,596	22,890	12,624	6,415	6,924
16. Unauthorized reinsurance offset	59,240				
17. Offset for reinsurance with Certified Reinsurers					
C. UNAUTHORIZED REINSURANCE (DEPOSITS BY AND FUNDS WITHHELD FROM)					
18. Funds deposited by and withheld from (F)	7,174,801	4,591,252	4,042,510	4,220,393	4,059,220
19. Letters of credit (L)	1,592	1,093	1,044	801	694
20. Trust agreements (T)	944,946				
21. Other (O)					
D. REINSURANCE WITH CERTIFIED REINSURERS (DEPOSITS BY AND FUNDS WITHHELD FROM)					
22. Multiple Beneficiary Trust					
23. Funds deposited by and withheld from (F)					
24. Letters of credit (L)					
25. Trust agreements (T)					
26. Other (O)					

SCHEDULE S - PART 7

Restatement of Balance Sheet to Identify Net Credit for Ceded Reinsurance

	1 As Reported (net of ceded)	2 Restatement Adjustments	3 Restated (gross of ceded)
ASSETS (Page 2, Col. 3)			
1. Cash and invested assets (Line 12)	57,642,426,904		57,642,426,904
2. Reinsurance (Line 16)	298,596,478	(298,596,478)	
3. Premiums and considerations (Line 15)	1,044,355		1,044,355
4. Net credit for ceded reinsurance	XXX	12,549,200,023	12,549,200,023
5. All other admitted assets (balance)	1,050,270,708		1,050,270,708
6. Total assets excluding Separate Accounts (Line 26)	58,992,338,445	12,250,603,545	71,242,941,990
7. Separate Account assets (Line 27)			
8. Total assets (Line 28)	58,992,338,445	12,250,603,545	71,242,941,990
LIABILITIES, CAPITAL AND SURPLUS (Page 3)			
9. Contract reserves (Lines 1 and 2)	44,731,512,589	12,309,843,993	57,041,356,582
10. Liability for deposit-type contracts (Line 3)	500,651,636		500,651,636
11. Claim reserves (Line 4)	186,258,148		186,258,148
12. Policyholder dividends/member refunds/reserves (Lines 5 through 7)			
13. Premium & annuity considerations received in advance (Line 8)	25,081		25,081
14. Other contract liabilities (Line 9)	(8,003,217)		(8,003,217)
15. Reinsurance in unauthorized companies (Line 24.02 minus inset amount)	59,240,448	(59,240,448)	
16. Funds held under reinsurance treaties with unauthorized reinsurers (Line 24.03 minus inset amount)	7,172,941,409		7,172,941,409
17. Reinsurance with Certified Reinsurers (Line 24.02 inset amount)			
18. Funds held under reinsurance treaties with Certified Reinsurers (Line 24.03 inset amount)			
19. All other liabilities (balance)	2,657,110,570		2,657,110,570
20. Total liabilities excluding Separate Accounts (Line 26)	55,299,736,664	12,250,603,545	67,550,340,209
21. Separate Account liabilities (Line 27)			
22. Total liabilities (Line 28)	55,299,736,664	12,250,603,545	67,550,340,209
23. Capital & surplus (Line 38)	3,692,601,781	XXX	3,692,601,781
24. Total liabilities, capital & surplus (Line 39)	58,992,338,445	12,250,603,545	71,242,941,990
NET CREDIT FOR CEDED REINSURANCE			
25. Contract reserves	12,309,843,993		
26. Claim reserves			
27. Policyholder dividends/reserves			
28. Premium & annuity considerations received in advance			
29. Liability for deposit-type contracts			
30. Other contract liabilities			
31. Reinsurance ceded assets	298,596,478		
32. Other ceded reinsurance recoverables			
33. Total ceded reinsurance recoverables	12,608,440,471		
34. Premiums and considerations			
35. Reinsurance in unauthorized companies	59,240,448		
36. Funds held under reinsurance treaties with unauthorized reinsurers			
37. Reinsurance with Certified Reinsurers			
38. Funds held under reinsurance treaties with Certified Reinsurers			
39. Other ceded reinsurance payables/offsets			
40. Total ceded reinsurance payable/offsets	59,240,448		
41. Total net credit for ceded reinsurance	12,549,200,023		

ANNUAL STATEMENT FOR THE YEAR 2022 OF THE AMERICAN EQUITY INVESTMENT LIFE INSURANCE COMPANY

SCHEDULE T - PREMIUMS AND ANNUITY CONSIDERATIONS (b)

Allocated by States and Territories							
States, Etc.		1	Direct Business Only				
			Life Contracts		4	5	6
			2	3			7
		Active Status (a)	Life Insurance Premiums	Annuity Considerations	Accident and Health Insurance Premiums, Including Policy, Membership and Other Fees	Other Considerations	Total Columns 2 through 5 (b)
							Deposit-Type Contracts
1.	Alabama	AL	L	243,067	15,807,879		16,050,946
2.	Alaska	AK	L		585,989		225,000
3.	Arizona	AZ	L	20,785	76,924,547		76,945,332
4.	Arkansas	AR	L	231,666	7,865,668		8,097,334
5.	California	CA	L	9,538	142,058,298		142,067,836
6.	Colorado	CO	L	14,012	98,008,492		98,022,504
7.	Connecticut	CT	L	576	44,187,430		44,188,006
8.	Delaware	DE	L	1,247	40,302,534		40,303,781
9.	District of Columbia	DC	L	686	3,446,169		3,446,855
10.	Florida	FL	L	209,955	236,725,305		236,935,260
11.	Georgia	GA	L	306,196	60,190,970		60,497,166
12.	Hawaii	HI	L	1,224	8,427,946		8,429,170
13.	Idaho	ID	L	492	18,078,211		18,078,703
14.	Illinois	IL	L	16,456	129,570,039		129,586,495
15.	Indiana	IN	L	29,615	69,858,182		69,887,797
16.	Iowa	IA	L	9,042	53,706,669		53,715,711
17.	Kansas	KS	L	47,536	26,859,004		26,906,540
18.	Kentucky	KY	L	42,236	40,638,978		40,681,214
19.	Louisiana	LA	L	76,221	34,671,366		34,747,587
20.	Maine	ME	L		8,199,725		8,199,725
21.	Maryland	MD	L	307	64,348,556		64,348,863
22.	Massachusetts	MA	L	3,972	63,311,634		63,315,606
23.	Michigan	MI	L	12,138	122,575,819		122,587,957
24.	Minnesota	MN	L		45,102,688		45,102,688
25.	Mississippi	MS	L	15,404	19,453,452		19,468,856
26.	Missouri	MO	L	37,794	110,653,555		110,691,349
27.	Montana	MT	L	10,804	8,071,565		8,082,369
28.	Nebraska	NE	L	4,287	15,083,508		15,087,795
29.	Nevada	NV	L	4,960	11,170,206		11,175,166
30.	New Hampshire	NH	L	1,164	20,072,108		20,073,272
31.	New Jersey	NJ	L	23,628	117,799,446		117,823,074
32.	New Mexico	NM	L	1,382	6,821,308		6,822,690
33.	New York	NY	N	4,456	578,078		582,534
34.	North Carolina	NC	L	255,789	117,239,002		117,494,791
35.	North Dakota	ND	L	628	9,981,692		9,982,320
36.	Ohio	OH	L	73,411	106,246,900		106,320,311
37.	Oklahoma	OK	L	14,488	21,330,054		21,344,542
38.	Oregon	OR	L	672	22,453,237		22,453,909
39.	Pennsylvania	PA	L	6,546	123,996,741		124,003,287
40.	Rhode Island	RI	L		15,372,859		15,372,859
41.	South Carolina	SC	L	11,597	109,625,909		109,637,506
42.	South Dakota	SD	L	6,423	11,524,699		11,531,122
43.	Tennessee	TN	L	223,146	50,106,953		50,330,099
44.	Texas	TX	L	544,501	222,124,015		222,668,516
45.	Utah	UT	L		55,455,979		55,455,979
46.	Vermont	VT	L	412	2,787,829		2,788,241
47.	Virginia	VA	L	14,668	58,213,892		58,228,560
48.	Washington	WA	L	6,461	59,167,415		59,173,876
49.	West Virginia	WV	L	9,756	5,860,106		5,869,862
50.	Wisconsin	WI	L	2,335	45,212,783		45,215,118
51.	Wyoming	WY	L		6,017,654		6,017,654
52.	American Samoa	AS	N				
53.	Guam	GU	N				
54.	Puerto Rico	PR	N		137,008		137,008
55.	U.S. Virgin Islands	VI	N				
56.	Northern Mariana Islands	MP	N				
57.	Canada	CAN	N		50,000		50,000
58.	Aggregate Other Alien	OT	XXX		1,543,680		1,543,680
59.	Subtotal	XXX		2,551,679	2,765,603,731		2,768,155,410
90.	Reporting entity contributions for employee benefits plans	XXX					
91.	Dividends or refunds applied to purchase paid-up additions and annuities	XXX					
92.	Dividends or refunds applied to shorten endowment or premium paying period	XXX					
93.	Premium or annuity considerations waived under disability or other contract provisions	XXX					
94.	Aggregate or other amounts not allocable by State	XXX					
95.	Totals (Direct Business)	XXX		2,551,679	2,765,603,731		2,768,155,410
96.	Plus reinsurance assumed	XXX		190,636	266,041,665	46,194	266,278,495
97.	Totals (All Business)	XXX		2,742,315	3,031,645,396	46,194	3,034,433,905
98.	Less reinsurance ceded	XXX		91,254	5,333,301,479		5,333,392,733
99.	Totals (All Business) less Reinsurance Ceded	XXX		2,651,061	(2,301,656,083)	(c) 46,194	(2,298,958,828)
DETAILS OF WRITE-INS							
58001.	BARBADOS	XXX			1,055,631		1,055,631
58002.	GERMANY	XXX			40,000		40,000
58003.	JAPAN	XXX			20,000		20,000
58998.	Summary of remaining write-ins for Line 58 from overflow page	XXX			428,049		428,049
58999.	Totals (Lines 58001 through 58003 plus 58998)(Line 58 above)	XXX			1,543,680		1,543,680
9401.		XXX					
9402.		XXX					
9403.		XXX					
9498.	Summary of remaining write-ins for Line 94 from overflow page	XXX					
9499.	Totals (Lines 9401 through 9403 plus 9498)(Line 94 above)	XXX					

(a) Active Status Counts:

1. L - Licensed or Chartered - Licensed insurance carrier or domiciled RRG..... 50

2. R - Registered - Non-domiciled RRGs.....

3. E - Eligible - Reporting entities eligible or approved to write surplus lines in the state.....

4. Q - Qualified - Qualified or accredited reinsurer.....

5. N - None of the above - Not allowed to write business in the state..... 7

(b) Explanation of basis of allocation by states, etc., of premiums and annuity considerations

INDIVIDUAL: STATE OF RESIDENCE WHEN RECEIVED. GROUP: LOCATION OF GROUP POLICYHOLDER

(c) Column 4 should balance with Exhibit 1, Lines 6.4, 10.4, and 16.4, Cols. 8, 9, 10, or with Schedule H, Part 1, Line 1, indicate which: Exhibit 1, Lines 6.4, 10.4, and 16.4, Cols. 8, 9, 10.

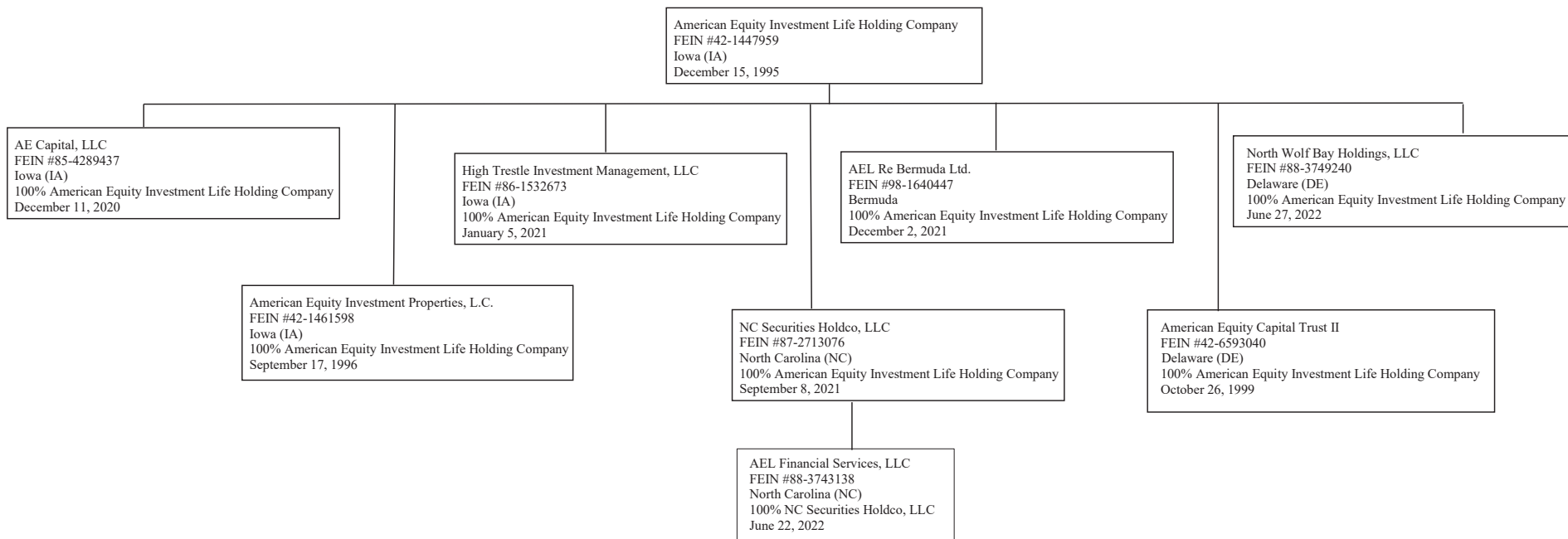
SCHEDULE T - PART 2
INTERSTATE COMPACT - EXHIBIT OF PREMIUMS WRITTEN

Allocated by States and Territories

			Direct Business Only					
			1	2	3	4	5	6
States, Etc.			Life (Group and Individual)	Annuities (Group and Individual)	Disability Income (Group and Individual)	Long-Term Care (Group and Individual)	Deposit-Type Contracts	Totals
1.	Alabama	AL	243,067	15,807,879				16,050,946
2.	Alaska	AK		585,989			225,000	810,989
3.	Arizona	AZ	20,785	76,924,547			75,000	77,020,332
4.	Arkansas	AR	231,666	7,865,668				8,097,334
5.	California	CA	9,538	142,058,298			357,999	142,425,835
6.	Colorado	CO	14,012	98,008,492			19,177	98,041,681
7.	Connecticut	CT	576	44,187,430			346,158	44,534,164
8.	Delaware	DE	1,247	40,302,534				40,303,781
9.	District of Columbia	DC	686	3,446,169				3,446,855
10.	Florida	FL	209,955	236,725,305			2,742,586	239,677,846
11.	Georgia	GA	306,196	60,190,970			122,000	60,619,166
12.	Hawaii	HI	1,224	8,427,946				8,429,170
13.	Idaho	ID	492	18,078,211				18,078,703
14.	Illinois	IL	16,456	129,570,039				129,586,495
15.	Indiana	IN	29,615	69,858,182				69,887,797
16.	Iowa	IA	9,042	53,706,669			348,381	54,064,092
17.	Kansas	KS	47,536	26,859,004				26,906,540
18.	Kentucky	KY	42,236	40,638,978				40,681,214
19.	Louisiana	LA	76,221	34,671,366				34,747,587
20.	Maine	ME		8,199,725				8,199,725
21.	Maryland	MD	307	64,348,556			200,000	64,548,863
22.	Massachusetts	MA	3,972	63,311,634			140,000	63,455,606
23.	Michigan	MI	12,138	122,575,819				122,587,957
24.	Minnesota	MN		45,102,688			66,000	45,168,688
25.	Mississippi	MS	15,404	19,453,452				19,468,856
26.	Missouri	MO	37,794	110,653,555			161,127	110,852,476
27.	Montana	MT	10,804	8,071,565				8,082,369
28.	Nebraska	NE	4,287	15,083,508			77,800	15,165,595
29.	Nevada	NV	4,960	11,170,206				11,175,166
30.	New Hampshire	NH	1,164	20,072,108				20,073,272
31.	New Jersey	NJ	23,628	117,799,446			33,509	117,856,583
32.	New Mexico	NM	1,382	6,821,308				6,822,690
33.	New York	NY	4,456	578,078				582,534
34.	North Carolina	NC	255,789	117,239,002				117,494,791
35.	North Dakota	ND	628	9,981,692				9,982,320
36.	Ohio	OH	73,411	106,246,900			146,491	106,466,802
37.	Oklahoma	OK	14,488	21,330,054				21,344,542
38.	Oregon	OR	672	22,453,237			141,948	22,595,857
39.	Pennsylvania	PA	6,546	123,996,741			447,532	124,450,819
40.	Rhode Island	RI		15,372,859			51,226	15,424,085
41.	South Carolina	SC	11,597	109,625,909			200,000	109,837,506
42.	South Dakota	SD	6,423	11,524,699				11,531,122
43.	Tennessee	TN	223,146	50,106,953				50,330,099
44.	Texas	TX	544,501	222,124,015			304,636	222,973,152
45.	Utah	UT		55,455,979			923,696	56,379,675
46.	Vermont	VT	412	2,787,829				2,788,241
47.	Virginia	VA	14,668	58,213,892				58,228,560
48.	Washington	WA	6,461	59,167,415				59,173,876
49.	West Virginia	WV	9,756	5,860,106				5,869,862
50.	Wisconsin	WI	2,335	45,212,783			83,141	45,298,259
51.	Wyoming	WY		6,017,654				6,017,654
52.	American Samoa	AS						
53.	Guam	GU						
54.	Puerto Rico	PR		137,008				137,008
55.	U.S. Virgin Islands	VI						
56.	Northern Mariana Islands	MP						
57.	Canada	CAN		50,000				50,000
58.	Aggregate Other Alien	OT		1,543,680				1,543,680
59.	Total		2,551,679	2,765,603,731			7,213,407	2,775,368,817

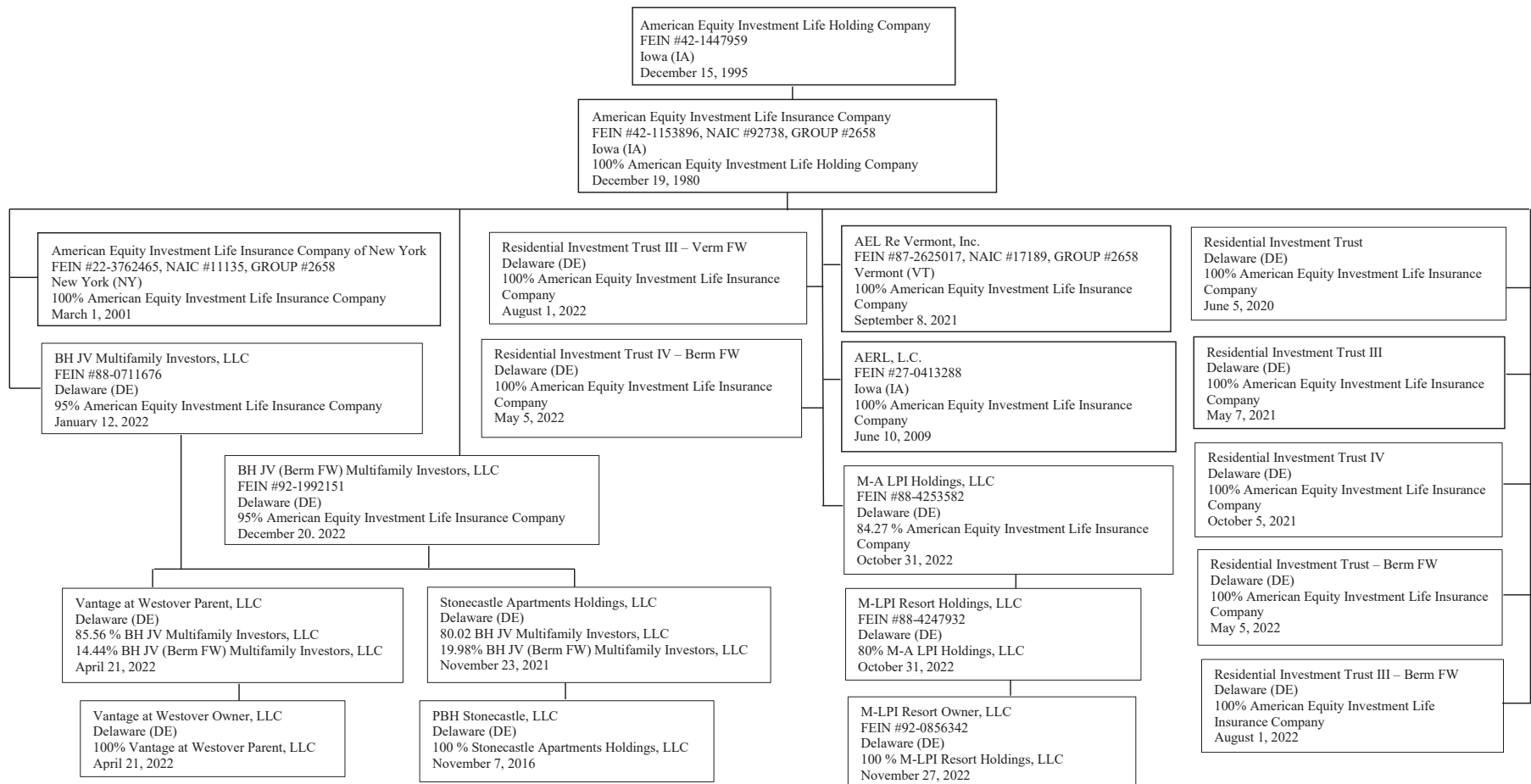
SCHEDULE Y - INFORMATION CONCERNING ACTIVITIES OF INSURER MEMBERS OF A HOLDING COMPANY GROUP

PART 1 - ORGANIZATIONAL CHART



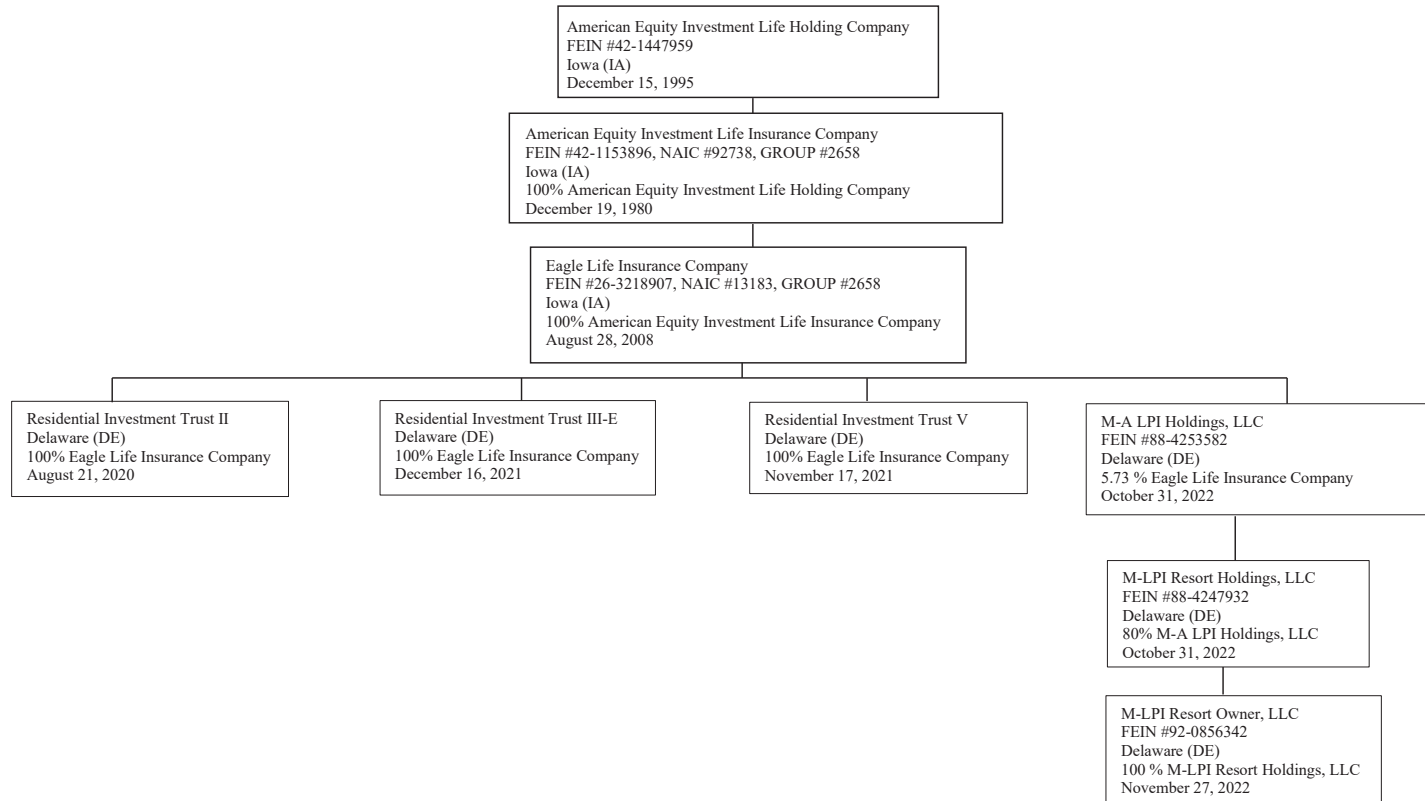
SCHEDULE Y - INFORMATION CONCERNING ACTIVITIES OF INSURER MEMBERS OF A HOLDING COMPANY GROUP

PART 1 - ORGANIZATIONAL CHART



SCHEDULE Y - INFORMATION CONCERNING ACTIVITIES OF INSURER MEMBERS OF A HOLDING COMPANY GROUP

PART 1 - ORGANIZATIONAL CHART



ANNUAL STATEMENT FOR THE YEAR 2022 OF THE AMERICAN EQUITY INVESTMENT LIFE INSURANCE COMPANY

SCHEDULE Y

PART 1A - DETAIL OF INSURANCE HOLDING COMPANY SYSTEM

1	2	3	4	5	6	7	8	9	10	11	12	13	14	15	16
Group Code	Group Name	NAIC Company Code	ID Number	Federal RSSD	CIK	Name of Securities Exchange if Publicly Traded (U.S. or International)	Names of Parent, Subsidiaries Or Affiliates	Domi-ciliary Location	Relation-ship to Reporting Entity	Directly Controlled by (Name of Entity/Person)	Type of Control (Ownership, Board, Management, Attorney-in-Fact, Influence, Other)	If Control is Owner-ship Provide Percen-tage	Ultimate Controlling Entity(ies)/Person(s)	Is an SCA Filing Re-quired? (Yes/No)	*
			42-1447959	3981379	0001039828	NEW YORK STOCK EXCHANGE	AMERICAN EQUITY INVESTMENT LIFE HOLDING COMPANY	.. IA	.. UIP	SHAREHOLDERS	Ownership	100.000	SHAREHOLDERS	.. NO	
2658	AMERICAN EQUITY INVESTMENT GROUP	92738	42-1153896				AMERICAN EQUITY INVESTMENT LIFE INSURANCE COMPANY	.. IA	.. RE	AMERICAN EQUITY INVESTMENT LIFE HOLDING COMPANY	Ownership	100.000	AMERICAN EQUITY INVESTMENT LIFE HOLDING COMPANY	.. NO	
2658	AMERICAN EQUITY INVESTMENT GROUP	11135	22-3762465				AMERICAN EQUITY INVESTMENT LIFE INSURANCE COMPANY OF NEW YORK	.. NY	.. IA	AMERICAN EQUITY INVESTMENT LIFE INSURANCE COMPANY	Ownership	100.000	AMERICAN EQUITY INVESTMENT LIFE HOLDING COMPANY	.. NO	
2658	AMERICAN EQUITY INVESTMENT GROUP	13183	26-3218907				EAGLE LIFE INSURANCE COMPANY	.. IA	.. IA	AMERICAN EQUITY INVESTMENT LIFE INSURANCE COMPANY	Ownership	100.000	AMERICAN EQUITY INVESTMENT LIFE HOLDING COMPANY	.. NO	
2658	AMERICAN EQUITY INVESTMENT GROUP	17189	87-2625017				AEL RE VERMONT INC	.. VT	.. IA	AMERICAN EQUITY INVESTMENT LIFE INSURANCE COMPANY	Ownership	100.000	AMERICAN EQUITY INVESTMENT LIFE HOLDING COMPANY	.. NO	
			27-0413288				AERL, LC	.. IA	.. IA	AMERICAN EQUITY INVESTMENT LIFE INSURANCE COMPANY	Ownership	100.000	AMERICAN EQUITY INVESTMENT LIFE HOLDING COMPANY	.. YES	
			88-0711676				BH JV MULTIFAMILY INVESTORS, LLC	.. DE	.. NIA	AMERICAN EQUITY INVESTMENT LIFE INSURANCE COMPANY	Ownership	95.000	AMERICAN EQUITY INVESTMENT LIFE HOLDING COMPANY	.. NO	
							VANTAGE AT WESTOVER PARENT, LLC	.. DE	.. NIA	BH JV MULTIFAMILY INVESTORS, LLC	Ownership	85.560	AMERICAN EQUITY INVESTMENT LIFE HOLDING COMPANY	.. NO	
							STONECASTLE APARTMENTS HOLDINGS, LLC	.. DE	.. NIA	BH JV MULTIFAMILY INVESTORS, LLC	Ownership	80.020	AMERICAN EQUITY INVESTMENT LIFE HOLDING COMPANY	.. NO	
							RESIDENTIAL INVESTMENT TRUST	.. DE	.. NIA	AMERICAN EQUITY INVESTMENT LIFE INSURANCE COMPANY	Ownership	100.000	AMERICAN EQUITY INVESTMENT LIFE HOLDING COMPANY	.. NO	
							RESIDENTIAL INVESTMENT TRUST III	.. DE	.. NIA	AMERICAN EQUITY INVESTMENT LIFE INSURANCE COMPANY	Ownership	100.000	AMERICAN EQUITY INVESTMENT LIFE HOLDING COMPANY	.. NO	
							RESIDENTIAL INVESTMENT TRUST IV	.. DE	.. NIA	AMERICAN EQUITY INVESTMENT LIFE INSURANCE COMPANY	Ownership	100.000	AMERICAN EQUITY INVESTMENT LIFE HOLDING COMPANY	.. NO	
							RESIDENTIAL INVESTMENT TRUST - BERM FW	.. DE	.. NIA	AMERICAN EQUITY INVESTMENT LIFE INSURANCE COMPANY	Ownership	100.000	AMERICAN EQUITY INVESTMENT LIFE HOLDING COMPANY	.. NO	
							RESIDENTIAL INVESTMENT TRUST III - BERM FW	.. DE	.. NIA	AMERICAN EQUITY INVESTMENT LIFE INSURANCE COMPANY	Ownership	100.000	AMERICAN EQUITY INVESTMENT LIFE HOLDING COMPANY	.. NO	
							RESIDENTIAL INVESTMENT TRUST IV - BERM FW	.. DE	.. NIA	AMERICAN EQUITY INVESTMENT LIFE INSURANCE COMPANY	Ownership	100.000	AMERICAN EQUITY INVESTMENT LIFE HOLDING COMPANY	.. NO	
							RESIDENTIAL INVESTMENT TRUST III - VERM FW	.. DE	.. NIA	AMERICAN EQUITY INVESTMENT LIFE INSURANCE COMPANY	Ownership	100.000	AMERICAN EQUITY INVESTMENT LIFE HOLDING COMPANY	.. NO	
			92-1992151				BH JV (BERM FW) MULTIFAMILY INVESTORS, LLC	.. DE	.. NIA	AMERICAN EQUITY INVESTMENT LIFE INSURANCE COMPANY	Ownership	95.000	AMERICAN EQUITY INVESTMENT LIFE HOLDING COMPANY	.. NO	
							VANTAGE AT WESTOVER PARENT, LLC	.. DE	.. NIA	BH JV (BERM FW) MULTIFAMILY INVESTORS, LLC	Ownership	14.440	AMERICAN EQUITY INVESTMENT LIFE HOLDING COMPANY	.. NO	
							VANTAGE AT WESTOVER OWNER, LLC	.. DE	.. NIA	VANTAGE AT WESTOVER PARENT, LLC	Ownership	100.000	AMERICAN EQUITY INVESTMENT LIFE HOLDING COMPANY	.. NO	
							STONECASTLE APARTMENTS HOLDINGS, LLC	.. DE	.. NIA	BH JV (BERM FW) MULTIFAMILY INVESTORS, LLC	Ownership	19.980	AMERICAN EQUITY INVESTMENT LIFE HOLDING COMPANY	.. NO	
							PBH STONECASTLE, LLC	.. DE	.. NIA	STONECASTLE APARTMENTS HOLDINGS, LLC	Ownership	100.000	AMERICAN EQUITY INVESTMENT LIFE HOLDING COMPANY	.. NO	
			88-4253582				M-A LPI HOLDINGS, LLC	.. DE	.. NIA	AMERICAN EQUITY INVESTMENT LIFE INSURANCE COMPANY	Ownership	84.270	AMERICAN EQUITY INVESTMENT LIFE HOLDING COMPANY	.. NO	
							RESIDENTIAL INVESTMENT TRUST II	.. DE	.. NIA	EAGLE LIFE INSURANCE COMPANY	Ownership	100.000	AMERICAN EQUITY INVESTMENT LIFE HOLDING COMPANY	.. NO	
							RESIDENTIAL INVESTMENT TRUST III-E	.. DE	.. NIA	EAGLE LIFE INSURANCE COMPANY	Ownership	100.000	AMERICAN EQUITY INVESTMENT LIFE HOLDING COMPANY	.. NO	
							RESIDENTIAL INVESTMENT TRUST V	.. DE	.. NIA	EAGLE LIFE INSURANCE COMPANY	Ownership	100.000	AMERICAN EQUITY INVESTMENT LIFE HOLDING COMPANY	.. NO	
			88-4253582				M-A LPI HOLDINGS, LLC	.. DE	.. NIA	EAGLE LIFE INSURANCE COMPANY	Ownership	5.730	AMERICAN EQUITY INVESTMENT LIFE HOLDING COMPANY	.. NO	

ANNUAL STATEMENT FOR THE YEAR 2022 OF THE AMERICAN EQUITY INVESTMENT LIFE INSURANCE COMPANY

SCHEDULE Y
PART 1A - DETAIL OF INSURANCE HOLDING COMPANY SYSTEM

1	2	3	4	5	6	7	8	9	10	11	12	13	14	15	16
Group Code	Group Name	NAIC Company Code	ID Number	Federal RSSD	CIK	Name of Securities Exchange if Publicly Traded (U.S. or International)	Names of Parent, Subsidiaries Or Affiliates	Domi-ciliary Loca-tion	Relation-ship to Reporting Entity	Directly Controlled by (Name of Entity/Person)	Type of Control (Ownership, Board, Management, Attorney-in-Fact, Influence, Other)	If Control is Owner-ship Provide Percen-tage	Ultimate Controlling Entity(ies)/Person(s)	Is an SCA Filing Re-quired? (Yes/No)	*
....	88-4247932	M-LPI RESORT HOLDINGS, LLC DE.....NIA.....	M-A LPI HOLDINGS, LLC	Ownership.....	..80.000	AMERICAN EQUITY INVESTMENT LIFE HOLDING COMPANY NO.....
....	92-0856342	M-LPI RESORT OWNER, LLC DE.....NIA.....	M-LPI RESORT HOLDINGS, LLC	Ownership.....	..100.000	AMERICAN EQUITY INVESTMENT LIFE HOLDING COMPANY NO.....
....	85-4289437	AE CAPITAL, LLC IA.....NIA.....	AMERICAN EQUITY INVESTMENT LIFE HOLDING COMPANY	Ownership.....	..100.000	AMERICAN EQUITY INVESTMENT LIFE HOLDING COMPANY NO.....
....	98-1640447	AEL RE BERMUDA LTDBMJ.....IA.....	AMERICAN EQUITY INVESTMENT LIFE HOLDING COMPANY	Ownership.....	..100.000	AMERICAN EQUITY INVESTMENT LIFE HOLDING COMPANY NO.....
....	42-6593040	AMERICAN EQUITY CAPITAL TRUST II DE.....NIA.....	AMERICAN EQUITY INVESTMENT LIFE HOLDING COMPANY	Ownership.....	..100.000	AMERICAN EQUITY INVESTMENT LIFE HOLDING COMPANY NO.....
....	42-1461598	AMERICAN EQUITY INVESTMENT PROPERTIES, L.C. IA.....NIA.....	AMERICAN EQUITY INVESTMENT LIFE HOLDING COMPANY	Ownership.....	..100.000	AMERICAN EQUITY INVESTMENT LIFE HOLDING COMPANY NO.....
....	86-1532673	HIGH TRESTLE INVESTMENT MANAGEMENT, LLC IA.....NIA.....	AMERICAN EQUITY INVESTMENT LIFE HOLDING COMPANY	Ownership.....	..100.000	AMERICAN EQUITY INVESTMENT LIFE HOLDING COMPANY NO.....
....	88-3749240	NORTH WOLF BAY HOLDINGS, LLC DE.....NIA.....	AMERICAN EQUITY INVESTMENT LIFE HOLDING COMPANY	Ownership.....	..100.000	AMERICAN EQUITY INVESTMENT LIFE HOLDING COMPANY NO.....
....	87-2713076	NC SECURITIES HOLDCO, LLC NC.....NIA.....	AMERICAN EQUITY INVESTMENT LIFE HOLDING COMPANY	Ownership.....	..100.000	AMERICAN EQUITY INVESTMENT LIFE HOLDING COMPANY NO.....
....	88-3743138	AEL FINANCIAL SERVICES, LLC NC.....NIA.....	NC SECURITIES HOLDCO, LLC	Ownership.....	..100.000	AMERICAN EQUITY INVESTMENT LIFE HOLDING COMPANY NO.....

Asterisk	Explanation

SCHEDULE Y

PART 2 - SUMMARY OF INSURER'S TRANSACTIONS WITH ANY AFFILIATES

[illegible]

ANNUAL STATEMENT FOR THE YEAR 2022 OF THE AMERICAN EQUITY INVESTMENT LIFE INSURANCE COMPANY

SCHEDULE Y

PART 3 - ULTIMATE CONTROLLING PARTY AND LISTING OF OTHER U.S. INSURANCE GROUPS OR ENTITIES UNDER THAT ULTIMATE CONTROLLING PARTY'S CONTROL

[illegible]

SUPPLEMENTAL EXHIBITS AND SCHEDULES INTERROGATORIES

REQUIRED FILINGS

The following supplemental reports are required to be filed as part of your statement filing unless specifically waived by the domiciliary state. However, in the event that your domiciliary state waives the filing requirement, your response of WAIVED to the specific interrogatory will be accepted in lieu of filing a “NONE” report and a bar code will be printed below. If the supplement is required of your company but is not being filed for whatever reason enter SEE EXPLANATION and provide an explanation following the interrogatory questions.

MARCH FILING

	Responses
1. Will the Supplemental Compensation Exhibit be filed with the state of domicile by March 1?	YES
2. Will the confidential Risk-based Capital Report be filed with the NAIC by March 1?	YES
3. Will the confidential Risk-based Capital Report be filed with the state of domicile, if required, by March 1?	YES
4. Will an actuarial opinion be filed by March 1?	YES

APRIL FILING

5. Will Management’s Discussion and Analysis be filed by April 1?	YES
6. Will the Life, Health & Annuity Guaranty Association Assessable Premium Exhibit - Parts 1 and 2 be filed with the state of domicile and the NAIC by April 1? (Not applicable to fraternal benefit societies)	YES
7. Will the Supplemental Investment Risks Interrogatories be filed by April 1?	YES

JUNE FILING

8. Will an audited financial report be filed by June 1?	YES
9. Will Accountant’s Letter of Qualifications be filed with the state of domicile and electronically with the NAIC by June 1?	YES

SUPPLEMENTAL FILINGS









The following supplemental reports are required to be filed as part of your annual statement filing if your company is engaged in the type of business covered by the supplement. However, in the event that your company does not transact the type of business for which the special report must be filed, your response of NO to the specific interrogatory will be accepted in lieu of filing a “NONE” report and a bar code will be printed below. If the supplement is required of your company but is not being filed for whatever reason enter SEE EXPLANATION and provide an explanation following the interrogatory questions.

MARCH FILING




















10. Will Schedule SIS (Stockholder Information Supplement) be filed with the state of domicile by March 1? (Not applicable to fraternal benefit societies) ..	NO
11. Will the Medicare Supplement Insurance Experience Exhibit be filed with the state of domicile and the NAIC by March 1?	NO
12. Will the Trusteed Surplus Statement be filed with the state of domicile and the NAIC by March 1?	NO
13. Will the actuarial opinion on participating and non-participating policies as required in Interrogatories 1 and 2 to Exhibit 5 be filed with the state of domicile and electronically with the NAIC by March 1?	NO
14. Will the actuarial opinion on non-guaranteed elements as required in interrogatory #3 to Exhibit 5 be filed with the state of domicile and electronically with the NAIC by March 1?	YES
15. Will the actuarial opinion on X-Factors be filed with the state of domicile and electronically with the NAIC by March 1?	NO
16. Will the actuarial opinion on Separate Accounts Funding Guaranteed Minimum Benefit be filed with the state of domicile and electronically with the NAIC by March 1?	NO
17. Will the actuarial opinion on Synthetic Guaranteed Investment Contracts be filed with the state of domicile and electronically with the NAIC by March 1?	NO
18. Will the Reasonableness of Assumptions Certification required by Actuarial Guideline XXXV be filed with the state of domicile and electronically with the NAIC by March 1?	NO
19. Will the Reasonableness and Consistency of Assumptions Certification required by Actuarial Guideline XXXV be filed with the state of domicile and electronically with the NAIC by March 1?	YES
20. Will the Reasonableness of Assumptions Certification for Implied Guaranteed Rate Method required by Actuarial Guideline XXXVI be filed with the state of domicile and electronically with the NAIC by March 1?	NO
21. Will the Reasonableness and Consistency of Assumptions Certification required by Actuarial Guideline XXXVI (Updated Average Market Value) be filed with the state of domicile and electronically with the NAIC by March 1?	NO
22. Will the Reasonableness and Consistency of Assumptions Certification required by Actuarial Guideline XXXVI (Updated Market Value) be filed with the state of domicile and electronically with the NAIC by March 1?	NO
23. Will the C-3 RBC Certifications required under C-3 Phase I be filed with the state of domicile and electronically with the NAIC by March 1?	YES
24. Will the C-3 RBC Certifications required under C-3 Phase II be filed with the state of domicile and electronically with the NAIC by March 1?	NO
25. Will the Actuarial Certifications Related to Annuity Nonforfeiture Ongoing Compliance for Equity Indexed Annuities be filed with the state of domicile and electronically with the NAIC by March 1?	NO

ANNUAL STATEMENT FOR THE YEAR 2022 OF THE AMERICAN EQUITY INVESTMENT LIFE INSURANCE COMPANY

SUPPLEMENTAL EXHIBITS AND SCHEDULES INTERROGATORIES

26.	Will the actuarial opinion required by the Modified Guaranteed Annuity Model Regulation be filed with the state of domicile and electronically with the NAIC by March 1?	NO
27.	Will the Actuarial Certification regarding the use of 2001 Preferred Class Tables required by the Model Regulation Permitting the Recognition of Preferred Mortality Tables for Use in Determining Minimum Reserve Liabilities be filed with the state of domicile and electronically with the NAIC by March 1?	NO
28.	Will the Worker's Compensation Carve-Out Supplement be filed by March 1? (Not applicable to fraternal benefit societies)	NO
29.	Will Supplemental Schedule O be filed with the state of domicile and the NAIC by March 1?	YES
30.	Will the Medicare Part D Coverage Supplement be filed with the state of domicile and the NAIC by March 1?	NO
31.	Will an approval from the reporting entity's state of domicile for relief related to the five-year rotation requirement for lead audit partner be filed electronically with the NAIC by March 1?	NO
32.	Will an approval from the reporting entity's state of domicile for relief related to the one-year cooling off period for independent CPA be filed electronically with the NAIC by March 1?	NO
33.	Will an approval from the reporting entity's state of domicile for relief related to the Requirements for Audit Committees be filed electronically with the NAIC by March 1?	NO
34.	Will the VM-20 Reserves Supplement be filed with the state of domicile and the NAIC by March 1?	NO
35.	Will the Health Care Receivables Supplement be filed with the state of domicile and the NAIC by March 1?	NO
APRIL FILING		
36.	Will the confidential Regulatory Asset Adequacy Issues Summary (RAAIS) required by the Valuation Manual be filed with the state of domicile by April 1?	YES
37.	Will the Long-Term Care Experience Reporting Forms be filed with the state of domicile and the NAIC by April 1?	NO
38.	Will the Credit Insurance Experience Exhibit be filed with the state of domicile and the NAIC by April 1? (Not applicable to fraternal benefit societies) ..	NO
39.	Will the Accident and Health Policy Experience Exhibit be filed by April 1?	NO
40.	Will the Supplemental Health Care Exhibit (Parts 1, 2 and 3) be filed with the state of domicile and the NAIC by April 1?	NO
41.	Will the regulator only (non-public) Supplemental Health Care Exhibit's Expense Allocation Report be filed with the state of domicile and the NAIC by April 1?	NO
42.	Will the confidential Actuarial Memorandum required by Actuarial Guideline XXXVIII 8D be filed with the state of domicile by April 30?	NO
43.	Will the Supplemental Term and Universal Life Insurance Reinsurance Exhibit be filed with the state of domicile and the NAIC by April 1?	NO
44.	Will the Variable Annuities Supplement be filed with the state of domicile and the NAIC by April 1?	NO
45.	Will the confidential Executive Summary of the PBR Actuarial Report be filed with the state of domicile by April 1?	NO
46.	Will the confidential Life Summary of the PBR Actuarial Report be filed with the state of domicile by April 1?	NO
47.	Will the confidential Variable Annuities Summary of the PBR Actuarial Report be filed with the state of domicile by April 1?	NO
AUGUST FILING		
48.	Will Management's Report of Internal Control Over Financial Reporting be filed with the state of domicile by August 1?	YES
Explanations:		
10.	Not required to be filed by Company	
11.	Not required to be filed by Company	
12.	Not required to be filed by Company	
13.	Not required to be filed by Company	
15.	Not required to be filed by Company	
16.	Not required to be filed by Company	
17.	Not required to be filed by Company	
18.	Not required to be filed by Company	
20.	Not required to be filed by Company	
21.	Not required to be filed by Company	
22.	Not required to be filed by Company	
24.	Not required to be filed by Company	
25.	Not required to be filed by Company	
26.	Not required to be filed by Company	
27.	Not required to be filed by Company	
28.	Not required to be filed by Company	
30.	Not required to be filed by Company	
31.	Not required to be filed by Company	
32.	Not required to be filed by Company	
33.	Not required to be filed by Company	
34.	Not required to be filed by Company	
35.	Not required to be filed by Company	
37.	Not required to be filed by Company	
38.	Not required to be filed by Company	
39.	Not required to be filed by Company	
40.	Not required to be filed by Company	
41.	Not required to be filed by Company	
42.	Not required to be filed by Company	
43.	Not required to be filed by Company	
44.	Not required to be filed by Company	
45.	Not required to be filed by Company	
46.	Not required to be filed by Company	
47.	Not required to be filed by Company	
Bar Codes:		
10.	SIS Stockholder Information Supplement [Document Identifier 420]	
11.	Medicare Supplement Insurance Experience Exhibit [Document Identifier 360]	
12.	Trusted Surplus Statement [Document Identifier 490]	
13.	Participating Opinion for Exhibit 5 [Document Identifier 371]	
15.	Actuarial Opinion on X-Factors [Document Identifier 442]	
16.	Actuarial Opinion on Separate Accounts Funding Guaranteed Minimum Benefit [Document Identifier 443]	
17.	Actuarial Opinion on Synthetic Guaranteed Investment Contracts [Document Identifier 444]	
18.	Reasonableness of Assumptions Certification required by Actuarial Guideline XXXV [Document Identifier 445]	

SUPPLEMENTAL EXHIBITS AND SCHEDULES INTERROGATORIES

20.	Reasonableness of Assumptions Certification for Implied Guaranteed Rate Method required by Actuarial Guideline XXXVI [Document Identifier 447]	 <div>9 2 7 3 8 2 0 2 2 4 4 7 0 0 0 0 0</div>
21.	Reasonableness and Consistency of Assumptions Certification required by Actuarial Guideline XXXVI [Document Identifier 448]	 <div>9 2 7 3 8 2 0 2 2 4 4 8 0 0 0 0 0</div>
22.	Reasonableness and Consistency of Assumptions Certification required by Actuarial Guideline XXXVI (Updated Market Value) [Document Identifier 449]	 <div>9 2 7 3 8 2 0 2 2 4 4 9 0 0 0 0 0</div>
24.	C-3 RBC Certifications Required Under C-3 Phase II [Document Identifier 451]	 <div>9 2 7 3 8 2 0 2 2 4 5 1 0 0 0 0 0</div>
25.	Actuarial Certifications Related to Annuity Nonforfeiture Ongoing Compliance for Equity Indexed Annuities [Document Identifier 452]	 <div>9 2 7 3 8 2 0 2 2 4 5 2 0 0 0 0 0</div>
26.	Modified Guaranteed Annuity Model Regulation [Document Identifier 453]	 <div>9 2 7 3 8 2 0 2 2 4 5 3 0 0 0 0 0</div>
27.	Actuarial Certification regarding the use of 2001 Preferred Class Tables required by the Model Regulation Permitting the Recognition of Preferred Mortality Tables for Use in Determining Minimum Reserve Liabilities [Document Identifier 454]	 <div>9 2 7 3 8 2 0 2 2 4 5 4 0 0 0 0 0</div>
28.	Workers' Compensation Carve-Out Supplement [Document Identifier 495]	 <div>9 2 7 3 8 2 0 2 2 4 9 5 0 0 0 0 0</div>
30.	Medicare Part D Coverage Supplement [Document Identifier 365]	 <div>9 2 7 3 8 2 0 2 2 3 6 5 0 0 0 0 0</div>
31.	Relief from the five-year rotation requirement for lead audit partner [Document Identifier 224]	 <div>9 2 7 3 8 2 0 2 2 2 2 2 4 0 0 0 0</div>
32.	Relief from the one-year cooling off period for independent CPA [Document Identifier 225]	 <div>9 2 7 3 8 2 0 2 2 2 2 2 5 0 0 0 0</div>
33.	Relief from the Requirements for Audit Committees [Document Identifier 226]	 <div>9 2 7 3 8 2 0 2 2 2 2 2 6 0 0 0 0</div>
34.	VM-20 Reserves Supplement [Document Identifier 456]	 <div>9 2 7 3 8 2 0 2 2 4 5 6 0 0 0 0 0</div>
35.	Health Care Receivables Supplement [Document Identifier 470]	 <div>9 2 7 3 8 2 0 2 2 4 7 0 0 0 0 0 0</div>
37.	Long-Term Care Experience Reporting Forms [Document Identifier 306]	 <div>9 2 7 3 8 2 0 2 2 3 0 6 0 0 0 0 0</div>
38.	Credit Insurance Experience Exhibit [Document Identifier 230]	 <div>9 2 7 3 8 2 0 2 2 2 3 0 0 0 0 0 0</div>
39.	Accident and Health Policy Experience Exhibit [Document Identifier 210]	 <div>9 2 7 3 8 2 0 2 2 2 2 3 0 0 0 0 0</div>
40.	Supplemental Health Care Exhibit (Parts 1, 2 and 3) [Document Identifier 216]	 <div>9 2 7 3 8 2 0 2 2 2 2 1 6 0 0 0 0</div>
41.	Supplemental Health Care Exhibit's Expense Allocation Report [Document Identifier 217]	 <div>9 2 7 3 8 2 0 2 2 2 2 1 7 0 0 0 0</div>
42.	Actuarial Memorandum Required by Actuarial Guideline XXXVIII 8D [Document Identifier 435]	 <div>9 2 7 3 8 2 0 2 2 2 4 3 5 0 0 0 0</div>
43.	Supplemental Term and Universal Life Insurance Reinsurance Exhibit [Document Identifier 345]	 <div>9 2 7 3 8 2 0 2 2 2 3 4 5 0 0 0 0</div>
44.	Variable Annuities Supplement [Document Identifier 286]	 <div>9 2 7 3 8 2 0 2 2 2 2 8 6 0 0 0 0</div>
45.	Executive Summary of the PBR Actuarial Report [Document Identifier 457]	 <div>9 2 7 3 8 2 0 2 2 2 4 5 7 0 0 0 0</div>
46.	Life Summary of the PBR Actuarial Report [Document Identifier 458]	 <div>9 2 7 3 8 2 0 2 2 2 4 5 8 0 0 0 0</div>
47.	Variable Annuities Summary of the PBR Actuarial Report [Document Identifier 459]	 <div>9 2 7 3 8 2 0 2 2 2 4 5 9 0 0 0 0</div>

ANNUAL STATEMENT FOR THE YEAR 2022 OF THE AMERICAN EQUITY INVESTMENT LIFE INSURANCE COMPANY

OVERFLOW PAGE FOR WRITE-INS

Additional Write-ins for Assets Line 25

		Current Year			Prior Year
		1	2	3	4
		Assets	Nonadmitted Assets	Net Admitted Assets (Cols. 1 - 2)	Net Admitted Assets
2504.	OTHER ASSETS	29,532		29,532	29,671
2597.	Summary of remaining write-ins for Line 25 from overflow page	29,532		29,532	29,671

Additional Write-ins for Liabilities Line 25

		1	2
		Current Year	Prior Year
2504.	INVESTMENT EXPENSE DUE & ACCRUED	224,167	81,550
2505.	SETTLEMENT – SC		2,100
2597.	Summary of remaining write-ins for Line 25 from overflow page	224,167	83,650

Additional Write-ins for Summary of Operations Line 27

		1	2
		Current Year	Prior Year
2704.	DEFERRAL OF REINSURANCE GAIN AND TRANSFER OF IMR ON BROOKFIELD	25,952,833	302,494,190
2705.	DEFERRAL OF REINSURANCE GAIN AND TRANSFER OF IMR ON AEL RE BERMUDA	3,257,961	44,371,084
2706.	INTEREST ON SURPLUS NOTES	4,080,000	4,240,000
2707.	INTEREST EXPENSE – HANNOVER		3,426,461
2708.	REINSURANCE EXPENSE– VERMONT		18,438
2709.	SETTLEMENT – SC	(3,247)	(595,963)
2797.	Summary of remaining write-ins for Line 27 from overflow page	33,287,547	353,954,210

Additional Write-ins for Summary of Operations Line 53

		1	2
		Current Year	Prior Year
5304.	BROOKFIELD REINSURANCE TRANSACTION	7,601,850	335,770,038
5305.	AEL RE BERMUDA REINSURANCE TRANSACTION	(5,989,256)	51,350,000
5306.	ACQUISITION OF PARENT COMPANY COMMON STOCK	21,002	15,416
5397.	Summary of remaining write-ins for Line 53 from overflow page	1,633,596	387,135,454

Additional Write-ins for Schedule T Line 58

	1	Direct Business Only					
		Life Contracts		4	5	6	7
		2	3				
States, Etc.	Active Status	Life Insurance Premiums	Annuity Considerations	Accident and Health Insurance Premiums, Including Policy, Membership and Other Fees	Other Considerations	Total Columns 2 through 5 (b)	Deposit-Type Contracts
58004. PERU	XXX.....		400,000			400,000	
58005. MILITARY	XXX.....		28,049			28,049	
58997. Summary of remaining write-ins for Line 58 from overflow page	XXX		428,049			428,049	

ANNUAL STATEMENT FOR THE YEAR 2022 OF THE AMERICAN EQUITY INVESTMENT LIFE INSURANCE COMPANY

OVERFLOW PAGE FOR WRITE-INS

Additional Write-ins for Analysis of Operations - Summary Line 27

		1	2	3	4	5	6	7	8	9
		Total	Individual Life	Group Life	Individual Annuities	Group Annuities	Accident and Health	Fraternal	Other Lines of Business	YRT Mortality Risk Only
2704.	REINSURANCE EXPENSE- BROOKFIELD	25,952,833	25,952,833
2705.	REINSURANCE EXPENSE- BERMUDA	157,068,490	157,068,490
2706.	REINSURANCE EXPENSE- VERMONT	3,257,961	3,257,961
2707.	REINSURANCE EXPENSE- ITHACA	(80,762,677)	(80,762,677)
2708.	INTEREST ON SURPLUS NOTES	4,080,000	4,080,000
2797.	Summary of remaining write-ins for Line 27 from overflow page	109,596,607	109,596,607

Additional Write-ins for Analysis of Operations - Individual Annuities Line 27

		1	Deferred				6	7
		Total	2	3	4	5	Life Contingent Payout (Immediate and Annuitizations)	Other Annuities
			Fixed Annuities	Indexed Annuities	Variable Annuities with Guarantees	Variable Annuities Without Guarantees		
2704.	BERMUDA REINS- NII OFFSET	157,068,490	157,068,490
2705.	REINSURANCE EXPENSE- BROOKFIELD	25,952,833	25,952,833
2706.	REINSURANCE EXPENSE- BERMUDA	3,257,961	3,257,961
2707.	REINSURANCE EXPENSE- ITHACA	(80,762,677)	(80,762,677)
2708.	INTEREST ON SURPLUS NOTES	4,080,000	479,785	3,600,215
2797.	Summary of remaining write-ins for Line 27 from overflow page	109,596,607	479,785	109,116,822

ANNUAL STATEMENT FOR THE YEAR 2022 OF THE AMERICAN EQUITY INVESTMENT LIFE INSURANCE COMPANY

SUMMARY INVESTMENT SCHEDULE

Investment Categories	Gross Investment Holdings		Admitted Assets as Reported in the Annual Statement			
	1	2	3	4	5	6
	Amount	Percentage of Column 1 Line 13	Amount	Securities Lending Reinvested Collateral Amount	Total (Col. 3 + 4) Amount	Percentage of Column 5 Line 13
1. Long-Term Bonds (Schedule D, Part 1):						
1.01 U.S. governments	126,605,587	0.220	126,605,587		126,605,587	0.220
1.02 All other governments	953,730,010	1.655	953,730,010		953,730,010	1.655
1.03 U.S. states, territories and possessions, etc. guaranteed	169,955,171	0.295	169,955,171		169,955,171	0.295
1.04 U.S. political subdivisions of states, territories, and possessions, guaranteed	716,886,164	1.244	716,886,164		716,886,164	1.244
1.05 U.S. special revenue and special assessment obligations, etc. non-guaranteed	3,613,275,784	6.268	3,613,275,784		3,613,275,784	6.268
1.06 Industrial and miscellaneous	37,456,615,259	64.981	37,456,615,259		37,456,615,259	64.981
1.07 Hybrid securities	123,120,342	0.214	123,120,342		123,120,342	0.214
1.08 Parent, subsidiaries and affiliates		0.000				0.000
1.09 SVO identified funds		0.000				0.000
1.10 Unaffiliated bank loans	1,246,484,570	2.162	1,246,484,570		1,246,484,570	2.162
1.11 Unaffiliated certificates of deposit		0.000				0.000
1.12 Total long-term bonds	44,406,672,887	77.038	44,406,672,887		44,406,672,887	77.038
2. Preferred stocks (Schedule D, Part 2, Section 1):						
2.01 Industrial and miscellaneous (Unaffiliated)	35,423,918	0.061	35,423,918		35,423,918	0.061
2.02 Parent, subsidiaries and affiliates		0.000				0.000
2.03 Total preferred stocks	35,423,918	0.061	35,423,918		35,423,918	0.061
3. Common stocks (Schedule D, Part 2, Section 2):						
3.01 Industrial and miscellaneous Publicly traded (Unaffiliated)	13,891,388	0.024	13,891,388		13,891,388	0.024
3.02 Industrial and miscellaneous Other (Unaffiliated)	22,000,000	0.038	22,000,000		22,000,000	0.038
3.03 Parent, subsidiaries and affiliates Publicly traded		0.000				0.000
3.04 Parent, subsidiaries and affiliates Other	452,739,767	0.785	452,739,767		452,739,767	0.785
3.05 Mutual funds		0.000				0.000
3.06 Unit investment trusts		0.000				0.000
3.07 Closed-end funds		0.000				0.000
3.08 Exchange traded funds		0.000				0.000
3.09 Total common stocks	488,631,155	0.848	488,631,155		488,631,155	0.848
4. Mortgage loans (Schedule B):						
4.01 Farm mortgages	530,225,316	0.920	530,225,316		530,225,316	0.920
4.02 Residential mortgages	3,364,703,131	5.837	3,364,703,131		3,364,703,131	5.837
4.03 Commercial mortgages	3,651,969,043	6.336	3,651,969,043		3,651,969,043	6.336
4.04 Mezzanine real estate loans	103,734,332	0.180	103,734,332		103,734,332	0.180
4.05 Total valuation allowance		0.000				0.000
4.06 Total mortgage loans	7,650,631,822	13.273	7,650,631,822		7,650,631,822	13.273
5. Real estate (Schedule A):						
5.01 Properties occupied by company		0.000				0.000
5.02 Properties held for production of income		0.000				0.000
5.03 Properties held for sale		0.000				0.000
5.04 Total real estate		0.000				0.000
6. Cash, cash equivalents and short-term investments:						
6.01 Cash (Schedule E, Part 1)	(95,765,393)	(0.166)	(95,765,393)		(95,765,393)	(0.166)
6.02 Cash equivalents (Schedule E, Part 2)	1,291,254,076	2.240	1,291,254,075		1,291,254,075	2.240
6.03 Short-term investments (Schedule DA)	1,320,702,850	2.291	1,320,702,851		1,320,702,851	2.291
6.04 Total cash, cash equivalents and short-term investments	2,516,191,533	4.365	2,516,191,533		2,516,191,533	4.365
7. Contract loans	733,562	0.001	733,562		733,562	0.001
8. Derivatives (Schedule DB)	393,140,280	0.682	393,140,280		393,140,280	0.682
9. Other invested assets (Schedule BA)	1,448,477,893	2.513	1,448,477,893		1,448,477,893	2.513
10. Receivables for securities	702,523,858	1.219	702,523,858		702,523,858	1.219
11. Securities Lending (Schedule DL, Part 1).....		0.000		XXX	XXX	XXX
12. Other invested assets (Page 2, Line 11)		0.000				0.000
13. Total invested assets	57,642,426,909	100.000	57,642,426,908		57,642,426,908	100.000

ANNUAL STATEMENT FOR THE YEAR 2022 OF THE AMERICAN EQUITY INVESTMENT LIFE INSURANCE COMPANY

SCHEDULE A - VERIFICATION BETWEEN YEARS

Real Estate

1.	Book/adjusted carrying value, December 31 of prior year	
2.	Cost of acquired:	
	2.1 Actual cost at time of acquisition (Part 2, Column 6)	
	2.2 Additional investment made after acquisition (Part 2, Column 9)	
3.	Current year change in encumbrances:	
	3.1 Totals, Part 1, Column 13	
	3.2 Totals, Part 3, Column 11	
4.	Total gain (loss) on disposals, Part 3, Column 18	
5.	Deduct amounts received on disposals, Part 3, Column 15	
6.	Total foreign exchange change in book/adjusted carrying value:	
	6.1 Totals, Part 1, Column 15	
	6.2 Totals, Part 3, Column 13	
7.	Deduct current year's other than temporary impairment recognized:	
	7.1 Totals, Part 1, Column 12	
	7.2 Totals, Part 3, Column 10	
8.	Deduct current year's depreciation:	
	8.1 Totals, Part 1, Column 11	
	8.2 Totals, Part 3, Column 9	
9.	Book/adjusted carrying value at the end of current period (Lines 1+2+3+4-5+6-7-8)	
10.	Deduct total nonadmitted amounts	
11.	Statement value at end of current period (Line 9 minus Line 10)	

SCHEDULE B - VERIFICATION BETWEEN YEARS

Mortgage Loans

1.	Book value/recorded investment excluding accrued interest, December 31 of prior year	6,192,693,809
2.	Cost of acquired:	
	2.1 Actual cost at time of acquisition (Part 2, Column 7)	3,173,532,586
	2.2 Additional investment made after acquisition (Part 2, Column 8)	256,844,390
		3,430,376,976
3.	Capitalized deferred interest and other:	
	3.1 Totals, Part 1, Column 12	112,198
	3.2 Totals, Part 3, Column 11	13,170
		125,368
4.	Accrual of discount	854,245
5.	Unrealized valuation increase (decrease):	
	5.1 Totals, Part 1, Column 9	(10,797,879)
	5.2 Totals, Part 3, Column 8	(10,797,879)
6.	Total gain (loss) on disposals, Part 3, Column 18	(2,573,425)
7.	Deduct amounts received on disposals, Part 3, Column 15	1,954,865,605
8.	Deduct amortization of premium and mortgage interest points and commitment fees	2,310,763
9.	Total foreign exchange change in book value/recorded investment excluding accrued interest:	
	9.1 Totals, Part 1, Column 13	
	9.2 Totals, Part 3, Column 13	
10.	Deduct current year's other than temporary impairment recognized:	
	10.1 Totals, Part 1, Column 11	920,633
	10.2 Totals, Part 3, Column 10	1,950,271
		2,870,904
11.	Book value/recorded investment excluding accrued interest at end of current period (Lines 1+2+3+4+5+6-7-8+9-10)	7,650,631,822
12.	Total valuation allowance	
13.	Subtotal (Line 11 plus 12)	7,650,631,822
14.	Deduct total nonadmitted amounts	
15.	Statement value of mortgages owned at end of current period (Line 13 minus Line 14)	7,650,631,822

ANNUAL STATEMENT FOR THE YEAR 2022 OF THE AMERICAN EQUITY INVESTMENT LIFE INSURANCE COMPANY

SCHEDULE BA - VERIFICATION BETWEEN YEARS

Other Long-Term Invested Assets

1.	Book/adjusted carrying value, December 31 of prior year	1,338,723,889
2.	Cost of acquired:	
	2.1 Actual cost at time of acquisition (Part 2, Column 8)	301,869,158
	2.2 Additional investment made after acquisition (Part 2, Column 9)	633,232,476
		935,101,634
3.	Capitalized deferred interest and other:	
	3.1 Totals, Part 1, Column 16	
	3.2 Totals, Part 3, Column 12	
4.	Accrual of discount	568,144
5.	Unrealized valuation increase (decrease):	
	5.1 Totals, Part 1, Column 13	146,353,943
	5.2 Totals, Part 3, Column 9	9,476,611
		155,830,554
6.	Total gain (loss) on disposals, Part 3, Column 19	21,540,023
7.	Deduct amounts received on disposals, Part 3, Column 16	997,769,169
8.	Deduct amortization of premium and depreciation	5,517,183
9.	Total foreign exchange change in book/adjusted carrying value:	
	9.1 Totals, Part 1, Column 17	
	9.2 Totals, Part 3, Column 14	
10.	Deduct current year's other than temporary impairment recognized:	
	10.1 Totals, Part 1, Column 15	
	10.2 Totals, Part 3, Column 11	
11.	Book/adjusted carrying value at end of current period (Lines 1+2+3+4+5+6-7-8+9-10)	1,448,477,893
12.	Deduct total nonadmitted amounts	
13.	Statement value at end of current period (Line 11 minus Line 12)	1,448,477,893

SCHEDULE D - VERIFICATION BETWEEN YEARS

Bonds and Stocks

1.	Book/adjusted carrying value, December 31 of prior year	47,654,880,595
2.	Cost of bonds and stocks acquired, Part 3, Column 7	8,673,030,538
3.	Accrual of discount	259,951,623
4.	Unrealized valuation increase (decrease):	
	4.1. Part 1, Column 12	387,023
	4.2. Part 2, Section 1, Column 15	(416,720)
	4.3. Part 2, Section 2, Column 13	(38,892,713)
	4.4. Part 4, Column 11	(15,309,096)
		(54,231,506)
5.	Total gain (loss) on disposals, Part 4, Column 19	(48,569,845)
6.	Deduction consideration for bonds and stocks disposed of, Part 4, Column 7	11,224,252,930
7.	Deduct amortization of premium	292,977,831
8.	Total foreign exchange change in book/adjusted carrying value:	
	8.1. Part 1, Column 15	(13,290,293)
	8.2. Part 2, Section 1, Column 19	
	8.3. Part 2, Section 2, Column 16	
	8.4. Part 4, Column 15	96
		(13,290,197)
9.	Deduct current year's other than temporary impairment recognized:	
	9.1. Part 1, Column 14	24,014,280
	9.2. Part 2, Section 1, Column 17	
	9.3. Part 2, Section 2, Column 14	
	9.4. Part 4, Column 13	8,233,377
		32,247,657
10.	Total investment income recognized as a result of prepayment penalties and/or acceleration fees, Note 5Q, Line 2	8,435,168
11.	Book/adjusted carrying value at end of current period (Lines 1+2+3+4+5-6-7+8-9+10)	44,930,727,958
12.	Deduct total nonadmitted amounts	
13.	Statement value at end of current period (Line 11 minus Line 12)	44,930,727,958

ANNUAL STATEMENT FOR THE YEAR 2022 OF THE AMERICAN EQUITY INVESTMENT LIFE INSURANCE COMPANY

SCHEDULE D - SUMMARY BY COUNTRY

Long-Term Bonds and Stocks OWNED December 31 of Current Year					
Description		1 Book/Adjusted Carrying Value	2 Fair Value	3 Actual Cost	4 Par Value of Bonds
BONDS Governments (Including all obligations guaranteed by governments)	1. United States	126,605,587	114,315,221	128,737,195	123,131,883
	2. Canada	22,738,231	21,104,891	23,354,405	20,550,000
	3. Other Countries	930,991,777	828,913,520	930,393,394	921,452,573
	4. Totals	1,080,335,595	964,333,632	1,082,484,994	1,065,134,456
U.S. States, Territories and Possessions (Direct and guaranteed)	5. Totals	169,955,171	155,937,621	170,248,806	169,271,173
U.S. Political Subdivisions of States, Territories and Possessions (Direct and guaranteed)	6. Totals	716,886,164	649,280,998	718,844,212	716,615,915
U.S. Special Revenue and Special Assessment Obligations and all Non-Guaranteed Obligations of Agencies and Authorities of Governments and their Political Subdivisions	7. Totals	3,613,275,784	3,202,769,744	3,597,203,000	3,625,207,664
Industrial and Miscellaneous, SVO Identified Funds, Unaffiliated Bank Loans, Unaffiliated Certificates of Deposit and Hybrid Securities (unaffiliated)	8. United States	30,377,691,146	26,949,641,288	30,530,018,157	30,185,545,739
	9. Canada	956,937,597	832,453,311	962,578,808	919,139,894
	10. Other Countries	7,491,591,425	6,757,067,713	7,504,748,788	7,491,477,100
	11. Totals	38,826,220,168	34,539,162,312	38,997,345,753	38,596,162,733
Parent, Subsidiaries and Affiliates	12. Totals				
	13. Total Bonds	44,406,672,882	39,511,484,307	44,566,126,765	44,172,391,941
PREFERRED STOCKS Industrial and Miscellaneous (unaffiliated)	14. United States	340,318	315,710	340,638	
	15. Canada	32,500,000	19,987,500	32,500,000	
	16. Other Countries	2,583,600	2,583,600	3,000,000	
	17. Totals	35,423,918	22,886,810	35,840,638	
Parent, Subsidiaries and Affiliates	18. Totals				
	19. Total Preferred Stocks	35,423,918	22,886,810	35,840,638	
COMMON STOCKS Industrial and Miscellaneous (unaffiliated), Mutual Funds, Unit Investment Trusts, Closed-End Funds and Exchange Traded Funds	20. United States	29,660,442	29,660,442	23,890,000	
	21. Canada				
	22. Other Countries	6,230,946	6,230,946	2,079,737	
	23. Totals	35,891,388	35,891,388	25,969,737	
Parent, Subsidiaries and Affiliates	24. Totals	452,739,767	452,739,768	422,275,094	
	25. Total Common Stocks	488,631,155	488,631,156	448,244,831	
	26. Total Stocks	524,055,073	511,517,966	484,085,469	
	27. Total Bonds and Stocks	44,930,727,955	40,023,002,273	45,050,212,234	

ANNUAL STATEMENT FOR THE YEAR 2022 OF THE AMERICAN EQUITY INVESTMENT LIFE INSURANCE COMPANY
SCHEDULE D - PART 1A - SECTION 1

Quality and Maturity Distribution of All Bonds Owned December 31, at Book/Adjusted Carrying Values by Major Types of Issues and NAIC Designations

NAIC Designation	1 1 Year or Less	2 Over 1 Year Through 5 Years	3 Over 5 Years Through 10 Years	4 Over 10 Years Through 20 Years	5 Over 20 Years	6 No Maturity Date	7 Total Current Year	8 Col. 7 as a % of Line 12.7	9 Total from Col. 7 Prior Year	10 % From Col. 8 Prior Year	11 Total Publicly Traded	12 Total Privately Placed (a)
1. U.S. Governments												
1.1 NAIC 1	549,617,281	120,934,766	823,755	215,139	8,562	XXX	671,599,503	1.5	424,999,589	0.9	671,599,503	
1.2 NAIC 2						XXX						
1.3 NAIC 3						XXX						
1.4 NAIC 4						XXX						
1.5 NAIC 5						XXX						
1.6 NAIC 6						XXX						
1.7 Totals	549,617,281	120,934,766	823,755	215,139	8,562	XXX	671,599,503	1.5	424,999,589	0.9	671,599,503	
2. All Other Governments												
2.1 NAIC 1	33,572,697	123,959,947	72,312,121	304,490,879	249,311,587	XXX	783,647,231	1.7	310,387,417	0.6	239,523,009	544,124,222
2.2 NAIC 2		26,234,793	21,860,665	32,456,059	42,365,482	XXX	122,916,999	0.3	60,036,134	0.1	16,884,880	106,032,119
2.3 NAIC 3			8,500,173	38,665,607		XXX	47,165,780	0.1	30,725,797	0.1	27,856,447	19,309,333
2.4 NAIC 4						XXX						
2.5 NAIC 5						XXX						
2.6 NAIC 6						XXX						
2.7 Totals	33,572,697	150,194,740	102,672,959	375,612,545	291,677,069	XXX	953,730,010	2.1	401,149,348	0.8	284,264,336	669,465,674
3. U.S. States, Territories and Possessions etc., Guaranteed												
3.1 NAIC 1	165,998	17,555,742	70,756,739	81,476,692		XXX	169,955,171	0.4	268,577,851	0.6	169,955,171	
3.2 NAIC 2						XXX						
3.3 NAIC 3						XXX						
3.4 NAIC 4						XXX						
3.5 NAIC 5						XXX						
3.6 NAIC 6						XXX						
3.7 Totals	165,998	17,555,742	70,756,739	81,476,692		XXX	169,955,171	0.4	268,577,851	0.6	169,955,171	
4. U.S. Political Subdivisions of States, Territories and Possessions , Guaranteed												
4.1 NAIC 1	3,095,738	122,461,738	218,431,608	371,600,993	1,296,087	XXX	716,886,164	1.6	949,726,726	2.0	716,886,164	
4.2 NAIC 2						XXX						
4.3 NAIC 3						XXX						
4.4 NAIC 4						XXX						
4.5 NAIC 5						XXX						
4.6 NAIC 6						XXX						
4.7 Totals	3,095,738	122,461,738	218,431,608	371,600,993	1,296,087	XXX	716,886,164	1.6	949,726,726	2.0	716,886,164	
5. U.S. Special Revenue & Special Assessment Obligations, etc., Non-Guaranteed												
5.1 NAIC 1	64,677,337	386,280,794	969,200,129	1,594,359,503	562,804,162	XXX	3,577,321,925	7.7	4,061,024,542	8.5	3,524,330,865	52,991,060
5.2 NAIC 2		5,000,000	1,982,467	21,279,747	5,000,000	XXX	33,262,214	0.1	4,953,076	0.0	28,306,047	4,956,167
5.3 NAIC 3	638,611	2,053,034				XXX	2,691,645	0.0	2,689,398	0.0	2,691,645	
5.4 NAIC 4						XXX						
5.5 NAIC 5						XXX						
5.6 NAIC 6						XXX			13,990,153	0.0		
5.7 Totals	65,315,948	393,333,828	971,182,596	1,615,639,250	567,804,162	XXX	3,613,275,784	7.8	4,082,657,168	8.5	3,555,328,557	57,947,227

ANNUAL STATEMENT FOR THE YEAR 2022 OF THE AMERICAN EQUITY INVESTMENT LIFE INSURANCE COMPANY
SCHEDULE D - PART 1A - SECTION 1 (Continued)

Quality and Maturity Distribution of All Bonds Owned December 31, at Book/Adjusted Carrying Values by Major Types of Issues and NAIC Designations

NAIC Designation	1 1 Year or Less	2 Over 1 Year Through 5 Years	3 Over 5 Years Through 10 Years	4 Over 10 Years Through 20 Years	5 Over 20 Years	6 No Maturity Date	7 Total Current Year	8 Col. 7 as a % of Line 12.7	9 Total from Col. 7 Prior Year	10 % From Col. 8 Prior Year	11 Total Publicly Traded	12 Total Privately Placed (a)
6. Industrial & Miscellaneous (Unaffiliated)												
6.1 NAIC 1	1,904,889,099	6,291,883,128	4,001,017,571	4,227,323,397	4,772,708,525	XXX	21,197,821,720	45.9	20,076,512,015	41.8	11,673,963,706	9,523,858,014
6.2 NAIC 2	589,123,407	4,660,047,029	3,966,314,064	3,464,910,843	3,683,768,937	XXX	16,364,164,280	35.4	19,258,128,462	40.1	9,648,156,864	6,716,007,416
6.3 NAIC 3	18,749,622	340,832,434	158,465,165	50,007,940	29,096,761	XXX	597,151,922	1.3	879,986,352	1.8	165,668,644	431,483,278
6.4 NAIC 4	7,351,522	17,277,811	40,338,358	56,747,824	4,809,006	XXX	126,524,521	0.3	154,287,420	0.3	76,232,752	50,291,769
6.5 NAIC 5	393,539	6,732,435	503,365	1,246,824	50,613,122	XXX	59,489,285	0.1	13,535,616	0.0	847,779	58,641,506
6.6 NAIC 6	328,015	325,710	27,180	935,920	8,428,642	XXX	10,045,467	0.0	4,207,240	0.0	1,147,633	8,897,834
6.7 Totals	2,520,835,204	11,317,098,547	8,166,665,703	7,801,172,748	8,549,424,993	XXX	38,355,197,195	83.0	40,386,657,106	84.2	21,566,017,378	16,789,179,817
7. Hybrid Securities												
7.1 NAIC 1			32,653,854		16,706,993	XXX	49,360,847	0.1				49,360,847
7.2 NAIC 2		19,207,686	103,238	6,283,881	34,180,488	XXX	59,775,293	0.1	50,074,262	0.1	53,405,327	6,369,966
7.3 NAIC 3				1,000,000	8,600,000	XXX	9,600,000	0.0	81,063,003	0.2	9,600,000	
7.4 NAIC 4					4,384,202	XXX	4,384,202	0.0			4,384,202	
7.5 NAIC 5						XXX						
7.6 NAIC 6						XXX						
7.7 Totals		19,207,686	32,757,092	7,283,881	63,871,683	XXX	123,120,342	0.3	131,137,266	0.3	67,389,529	55,730,813
8. Parent, Subsidiaries and Affiliates												
8.1 NAIC 1						XXX						
8.2 NAIC 2						XXX						
8.3 NAIC 3						XXX						
8.4 NAIC 4						XXX						
8.5 NAIC 5						XXX						
8.6 NAIC 6						XXX						
8.7 Totals						XXX						
9. SVO Identified Funds												
9.1 NAIC 1	XXX	XXX	XXX	XXX	XXX							
9.2 NAIC 2	XXX	XXX	XXX	XXX	XXX							
9.3 NAIC 3	XXX	XXX	XXX	XXX	XXX							
9.4 NAIC 4	XXX	XXX	XXX	XXX	XXX							
9.5 NAIC 5	XXX	XXX	XXX	XXX	XXX							
9.6 NAIC 6	XXX	XXX	XXX	XXX	XXX							
9.7 Totals	XXX	XXX	XXX	XXX	XXX							
10. Unaffiliated Bank Loans												
10.1 NAIC 1	71,214,242	84,858,850	4,296,634	977,806		XXX	161,347,532	0.3	576,042,066	1.2	10,000,065	151,347,467
10.2 NAIC 2	754,852,782	24,883,040	502,491,942	21,662,447		XXX	1,303,890,211	2.8	713,193,529	1.5		1,303,890,211
10.3 NAIC 3		4,220,293	97,604,758			XXX	101,825,051	0.2	43,087,442	0.1		101,825,051
10.4 NAIC 4		17,964,611				XXX	17,964,611	0.0	13,222,937	0.0		17,964,611
10.5 NAIC 5						XXX						
10.6 NAIC 6						XXX						
10.7 Totals	826,067,024	131,926,794	604,393,334	22,640,253		XXX	1,585,027,405	3.4	1,345,545,974	2.8	10,000,065	1,575,027,340
11. Unaffiliated Certificates of Deposit												
11.1 NAIC 1						XXX			XXX	XXX		
11.2 NAIC 2						XXX			XXX	XXX		
11.3 NAIC 3						XXX			XXX	XXX		
11.4 NAIC 4						XXX			XXX	XXX		
11.5 NAIC 5						XXX			XXX	XXX		
11.6 NAIC 6						XXX			XXX	XXX		
11.7 Totals						XXX			XXX	XXX		

ANNUAL STATEMENT FOR THE YEAR 2022 OF THE AMERICAN EQUITY INVESTMENT LIFE INSURANCE COMPANY
SCHEDULE D - PART 1A - SECTION 1 (Continued)

Quality and Maturity Distribution of All Bonds Owned December 31, at Book/Adjusted Carrying Values by Major Types of Issues and NAIC Designations

	1	2	3	4	5	6	7	8	9	10	11	12
NAIC Designation	1 Year or Less	Over 1 Year Through 5 Years	Over 5 Years Through 10 Years	Over 10 Years Through 20 Years	Over 20 Years	No Maturity Date	Total Current Year	Col. 7 as a % of Line 12.7	Total from Col. 7 Prior Year	% From Col. 8 Prior Year	Total Publicly Traded	Total Privately Placed (a)
12. Total Bonds Current Year												
12.1 NAIC 1	(d) 2,627,232,392	7,147,934,965	5,369,492,411	6,580,444,409	5,602,835,916		27,327,940,093	59.2	XXX	XXX	17,006,258,483	10,321,681,610
12.2 NAIC 2	(d) 1,343,976,189	4,735,372,548	4,492,752,376	3,546,592,977	3,765,314,907		17,884,008,997	38.7	XXX	XXX	9,746,753,118	8,137,255,879
12.3 NAIC 3	(d) 19,388,233	347,105,761	264,570,096	89,673,547	37,696,761		758,434,398	1.6	XXX	XXX	205,816,736	552,617,662
12.4 NAIC 4	(d) 7,351,522	35,242,422	40,338,358	56,747,824	9,193,208		148,873,334	0.3	XXX	XXX	80,616,954	68,256,380
12.5 NAIC 5	(d) 393,539	6,732,435	503,365	1,246,824	50,613,122		(c) 59,489,285	0.1	XXX	XXX	847,779	58,641,506
12.6 NAIC 6	(d) 328,015	325,710	27,180	935,920	8,428,642		(c) 10,045,467	0.0	XXX	XXX	1,147,633	8,897,834
12.7 Totals	3,998,669,890	12,272,713,841	10,167,683,786	10,275,641,501	9,474,082,556		(b) 46,188,791,574	100.0	XXX	XXX	27,041,440,703	19,147,350,871
12.8 Line 12.7 as a % of Col. 7	8.7	26.6	22.0	22.2	20.5		100.0	XXX	XXX	XXX	58.5	41.5
13. Total Bonds Prior Year												
13.1 NAIC 1	1,897,402,744	3,067,752,522	4,048,465,695	8,536,544,457	9,117,104,788		XXX	XXX	26,667,270,206	55.6	17,873,486,834	8,793,783,372
13.2 NAIC 2	884,597,259	4,673,673,700	6,201,366,625	4,316,163,395	4,010,584,485		XXX	XXX	20,086,385,463	41.9	12,012,882,069	8,073,503,394
13.3 NAIC 3	33,485,698	173,337,769	533,734,425	185,985,567	111,008,534		XXX	XXX	1,037,551,992	2.2	318,949,687	718,602,306
13.4 NAIC 4		17,948,112	75,361,675	44,406,980	29,793,590		XXX	XXX	167,510,357	0.3	83,469,446	84,040,911
13.5 NAIC 5		8,880,574	2,444,830	2,210,212			XXX	XXX	(c) 13,535,616	0.0	2,210,212	11,325,404
13.6 NAIC 6	4,396,564	4,426,001	8,096,631	1,259,559	18,638		XXX	XXX	(c) 18,197,393	0.0	15,249,712	2,947,681
13.7 Totals	2,819,882,266	7,946,018,678	10,869,469,881	13,086,570,170	13,268,510,035		XXX	XXX	(b) 47,990,451,028	100.0	30,306,247,960	17,684,203,068
13.8 Line 13.7 as a % of Col. 9	5.9	16.6	22.6	27.3	27.6		XXX	XXX	100.0	XXX	63.2	36.8
14. Total Publicly Traded Bonds												
14.1 NAIC 1	1,779,752,260	3,035,925,787	3,058,554,126	4,979,394,508	4,152,631,802		17,006,258,483	36.8	17,873,486,834	37.2	17,006,258,483	XXX
14.2 NAIC 2	352,730,201	1,932,047,558	2,037,706,998	2,502,053,914	2,922,214,447		9,746,753,118	21.1	12,012,882,069	25.0	9,746,753,118	XXX
14.3 NAIC 3	12,605,344	68,987,884	66,094,957	39,233,186	18,895,365		205,816,736	0.4	318,949,687	0.7	205,816,736	XXX
14.4 NAIC 4	6,709,212	4,204,813	37,358,716	23,224,826	9,119,387		80,616,954	0.2	83,469,446	0.2	80,616,954	XXX
14.5 NAIC 5	43,464	485,140	144,074	130,553	44,548		847,779	0.0	2,210,212	0.0	847,779	XXX
14.6 NAIC 6	27,802	37,647	(4,929)	928,679	158,434		1,147,633	0.0	15,249,712	0.0	1,147,633	XXX
14.7 Totals	2,151,868,283	5,041,688,829	5,199,853,942	7,544,965,666	7,103,063,983		27,041,440,703	58.5	30,306,247,960	63.2	27,041,440,703	XXX
14.8 Line 14.7 as a % of Col. 7	8.0	18.6	19.2	27.9	26.3		100.0	XXX	XXX	XXX	100.0	XXX
14.9 Line 14.7 as a % of Line 12.7, Col. 7, Section 12	4.7	10.9	11.3	16.3	15.4		58.5	XXX	XXX	XXX	58.5	XXX
15. Total Privately Placed Bonds												
15.1 NAIC 1	847,480,132	4,112,009,178	2,310,938,285	1,601,049,901	1,450,204,114		10,321,681,610	22.3	8,793,783,372	18.3	XXX	10,321,681,610
15.2 NAIC 2	991,245,988	2,803,324,990	2,455,045,378	1,044,539,063	843,100,460		8,137,255,879	17.6	8,073,503,394	16.8	XXX	8,137,255,879
15.3 NAIC 3	6,782,889	278,117,877	198,475,139	50,440,361	18,801,396		552,617,662	1.2	718,602,306	1.5	XXX	552,617,662
15.4 NAIC 4	642,310	31,037,609	2,979,642	33,522,998	73,821		68,256,380	0.1	84,040,911	0.2	XXX	68,256,380
15.5 NAIC 5	350,075	6,247,295	359,291	1,116,271	50,568,574		58,641,506	0.1	11,325,404	0.0	XXX	58,641,506
15.6 NAIC 6	300,213	288,063	32,109	7,241	8,270,208		8,897,834	0.0	2,947,681	0.0	XXX	8,897,834
15.7 Totals	1,846,801,607	7,231,025,012	4,967,829,844	2,730,675,835	2,371,018,573		19,147,350,871	41.5	17,684,203,068	36.8	XXX	19,147,350,871
15.8 Line 15.7 as a % of Col. 7	9.6	37.8	25.9	14.3	12.4		100.0	XXX	XXX	XXX	XXX	100.0
15.9 Line 15.7 as a % of Line 12.7, Col. 7, Section 12	4.0	15.7	10.8	5.9	5.1		41.5	XXX	XXX	XXX	XXX	41.5

(a) Includes \$ freely tradable under SEC Rule 144 or qualified for resale under SEC Rule 144A.
(b) Includes \$ current year of bonds with Z designations and \$ 1,093,637,774 prior year of bonds with Z designations. The letter "Z" means the NAIC designation was not assigned by the Securities Valuation Office (SVO) at the date of the statement.
(c) Includes \$ current year, \$ prior year of bonds with 5GI designations and \$ current year, \$ prior year of bonds with 6* designations. "5GI" means the NAIC designation was assigned by the (SVO) in reliance on the insurer's certification that the issuer is current in all principal and interest payments. "6*" means the NAIC designation was assigned by the SVO due to inadequate certification of principal and interest payments.
(d) Includes the following amount of short-term and cash equivalent bonds by NAIC designation: NAIC 1 \$1,782,118,687 ; NAIC 2 \$; NAIC 3 \$; NAIC 4 \$; NAIC 5 \$; NAIC 6 \$

ANNUAL STATEMENT FOR THE YEAR 2022 OF THE AMERICAN EQUITY INVESTMENT LIFE INSURANCE COMPANY

SCHEDULE D - PART 1A - SECTION 2

Maturity Distribution of All Bonds Owned December 31, at Book/Adjusted Carrying Values by Major Type and Subtype of Issues

Distribution by Type	1 1 Year or Less	2 Over 1 Year Through 5 Years	3 Over 5 Years Through 10 Years	4 Over 10 Years Through 20 Years	5 Over 20 Years	6 No Maturity Date	7 Total Current Year	8 Col. 7 as a % of Line 12.09	9 Total from Col. 7 Prior Year	10 % From Col. 8 Prior Year	11 Total Publicly Traded	12 Total Privately Placed
1. U.S. Governments												
1.01 Issuer Obligations	545,494,122	22,649,453				XXX	568,143,575	1.2	424,999,589	0.9	568,143,575	
1.02 Residential Mortgage-Backed Securities	189,525	1,535,032	823,755	215,139	8,562	XXX	2,772,013	0.0			2,772,013	
1.03 Commercial Mortgage-Backed Securities	3,933,634	96,750,281				XXX	100,683,915	0.2			100,683,915	
1.04 Other Loan-Backed and Structured Securities ...						XXX						
1.05 Totals	549,617,281	120,934,766	823,755	215,139	8,562	XXX	671,599,503	1.5	424,999,589	0.9	671,599,503	
2. All Other Governments												
2.01 Issuer Obligations	33,572,697	150,194,740	102,672,959	375,612,545	291,677,069	XXX	953,730,010	2.1	401,149,348	0.8	284,264,336	669,465,674
2.02 Residential Mortgage-Backed Securities						XXX						
2.03 Commercial Mortgage-Backed Securities						XXX						
2.04 Other Loan-Backed and Structured Securities ...						XXX						
2.05 Totals	33,572,697	150,194,740	102,672,959	375,612,545	291,677,069	XXX	953,730,010	2.1	401,149,348	0.8	284,264,336	669,465,674
3. U.S. States, Territories and Possessions, Guaranteed												
3.01 Issuer Obligations	165,998	17,555,742	70,756,739	81,476,692		XXX	169,955,171	0.4	268,577,851	0.6	169,955,171	
3.02 Residential Mortgage-Backed Securities						XXX						
3.03 Commercial Mortgage-Backed Securities						XXX						
3.04 Other Loan-Backed and Structured Securities ...						XXX						
3.05 Totals	165,998	17,555,742	70,756,739	81,476,692		XXX	169,955,171	0.4	268,577,851	0.6	169,955,171	
4. U.S. Political Subdivisions of States, Territories and Possessions, Guaranteed												
4.01 Issuer Obligations	3,095,738	122,461,738	218,431,608	371,600,993	1,296,087	XXX	716,886,164	1.6	949,726,727	2.0	716,886,164	
4.02 Residential Mortgage-Backed Securities						XXX						
4.03 Commercial Mortgage-Backed Securities						XXX						
4.04 Other Loan-Backed and Structured Securities ...						XXX						
4.05 Totals	3,095,738	122,461,738	218,431,608	371,600,993	1,296,087	XXX	716,886,164	1.6	949,726,727	2.0	716,886,164	
5. U.S. Special Revenue & Special Assessment Obligations etc., Non-Guaranteed												
5.01 Issuer Obligations	37,767,200	233,739,031	554,323,283	1,465,863,055	559,469,635	XXX	2,851,162,204	6.2	3,255,019,733	6.8	2,844,840,388	6,321,816
5.02 Residential Mortgage-Backed Securities	17,210,758	115,997,453	413,853,673	108,125,155	139,527	XXX	655,326,566	1.4	438,247,038	0.9	655,326,565	1
5.03 Commercial Mortgage-Backed Securities	10,337,990	43,564,632	2,860,277	12,364,112		XXX	69,127,011	0.1	389,390,397	0.8	17,501,601	51,625,410
5.04 Other Loan-Backed and Structured Securities ...		32,712	145,363	29,286,928	8,195,000	XXX	37,660,003	0.1			37,660,003	
5.05 Totals	65,315,948	393,333,828	971,182,596	1,615,639,250	567,804,162	XXX	3,613,275,784	7.8	4,082,657,168	8.5	3,555,328,557	57,947,227
6. Industrial and Miscellaneous												
6.01 Issuer Obligations	1,540,458,023	4,691,689,448	5,031,005,900	6,570,079,969	7,804,599,967	XXX	25,637,833,307	55.5	29,973,438,116	62.5	17,731,851,191	7,905,982,116
6.02 Residential Mortgage-Backed Securities	87,499,659	277,879,782	150,152,397	153,959,757	59,665,342	XXX	729,156,937	1.6	729,751,605	1.5	231,924,500	497,232,437
6.03 Commercial Mortgage-Backed Securities	462,428,616	2,106,552,774	1,108,396,287	55,485,157	16,606,892	XXX	3,749,469,726	8.1	4,209,085,795	8.8	2,395,789,440	1,353,680,286
6.04 Other Loan-Backed and Structured Securities ...	430,448,906	4,240,976,543	1,877,111,119	1,021,647,865	668,552,792	XXX	8,238,737,225	17.8	5,474,381,589	11.4	1,206,452,247	7,032,284,978
6.05 Totals	2,520,835,204	11,317,098,547	8,166,665,703	7,801,172,748	8,549,424,993	XXX	38,355,197,195	83.0	40,386,657,106	84.2	21,566,017,378	16,789,179,817
7. Hybrid Securities												
7.01 Issuer Obligations		19,207,686	32,757,092	7,283,881	63,871,683	XXX	123,120,342	0.3	131,137,266	0.3	67,389,529	55,730,813
7.02 Residential Mortgage-Backed Securities						XXX						
7.03 Commercial Mortgage-Backed Securities						XXX						
7.04 Other Loan-Backed and Structured Securities ...						XXX						
7.05 Totals		19,207,686	32,757,092	7,283,881	63,871,683	XXX	123,120,342	0.3	131,137,266	0.3	67,389,529	55,730,813
8. Parent, Subsidiaries and Affiliates												
8.01 Issuer Obligations						XXX						
8.02 Residential Mortgage-Backed Securities						XXX						
8.03 Commercial Mortgage-Backed Securities						XXX						
8.04 Other Loan-Backed and Structured Securities ...						XXX						
8.05 Affiliated Bank Loans - Issued						XXX						
8.06 Affiliated Bank Loans - Acquired						XXX						
8.07 Totals						XXX						

ANNUAL STATEMENT FOR THE YEAR 2022 OF THE AMERICAN EQUITY INVESTMENT LIFE INSURANCE COMPANY

SCHEDULE D - PART 1A - SECTION 2 (Continued)

Maturity Distribution of All Bonds Owned December 31, at Book/Adjusted Carrying Values by Major Type and Subtype of Issues

Distribution by Type	1 1 Year or Less	2 Over 1 Year Through 5 Years	3 Over 5 Years Through 10 Years	4 Over 10 Years Through 20 Years	5 Over 20 Years	6 No Maturity Date	7 Total Current Year	8 Col. 7 as a % of Line 12.09	9 Total from Col. 7 Prior Year	10 % From Col. 8 Prior Year	11 Total Publicly Traded	12 Total Privately Placed
9. SVO Identified Funds												
9.01 Exchange Traded Funds Identified by the SVO	XXX	XXX	XXX	XXX	XXX							
10. Unaffiliated Bank Loans												
10.01 Unaffiliated Bank Loans - Issued						XXX						
10.02 Unaffiliated Bank Loans - Acquired	826,067,024	131,926,794	604,393,334	22,640,253		XXX	1,585,027,405	3.4	1,345,545,974	2.8	10,000,065	1,575,027,340
10.03 Totals	826,067,024	131,926,794	604,393,334	22,640,253		XXX	1,585,027,405	3.4	1,345,545,974	2.8	10,000,065	1,575,027,340
11. Unaffiliated Certificates of Deposit												
11.01 Totals						XXX			XXX	XXX		
12. Total Bonds Current Year												
12.01 Issuer Obligations	2,160,553,778	5,257,497,838	6,009,947,581	8,871,917,135	8,720,914,441	XXX	31,020,830,773	67.2	XXX	XXX	22,383,330,354	8,637,500,419
12.02 Residential Mortgage-Backed Securities	104,899,942	395,412,267	564,829,825	262,300,051	59,813,431	XXX	1,387,255,516	3.0	XXX	XXX	890,023,078	497,232,438
12.03 Commercial Mortgage-Backed Securities	476,700,240	2,246,867,687	1,111,256,564	67,849,269	16,606,892	XXX	3,919,280,652	8.5	XXX	XXX	2,513,974,956	1,405,305,696
12.04 Other Loan-Backed and Structured Securities	430,448,906	4,241,009,255	1,877,256,482	1,050,934,793	676,747,792	XXX	8,276,397,228	17.9	XXX	XXX	1,244,112,250	7,032,284,978
12.05 SVO Identified Funds	XXX	XXX	XXX	XXX	XXX				XXX	XXX		
12.06 Affiliated Bank Loans						XXX			XXX	XXX		
12.07 Unaffiliated Bank Loans	826,067,024	131,926,794	604,393,334	22,640,253		XXX	1,585,027,405	3.4	XXX	XXX	10,000,065	1,575,027,340
12.08 Unaffiliated Certificates of Deposit						XXX			XXX	XXX		
12.09 Totals	3,998,669,890	12,272,713,841	10,167,683,786	10,275,641,501	9,474,082,556		46,188,791,574	100.0	XXX	XXX	27,041,440,703	19,147,350,871
12.10 Line 12.09 as a % of Col. 7	8.7	26.6	22.0	22.2	20.5		100.0	XXX	XXX	XXX	58.5	41.5
13. Total Bonds Prior Year												
13.01 Issuer Obligations	2,488,645,463	6,948,413,852	7,033,557,554	10,034,071,179	8,899,360,583	XXX	XXX	XXX	35,404,048,631	73.8	25,499,499,181	9,904,549,449
13.02 Residential Mortgage-Backed Securities			97,015,847	630,236,620	440,746,177	XXX	XXX	XXX	1,167,998,643	2.4	842,454,780	325,543,863
13.03 Commercial Mortgage-Backed Securities	8,961,621	281,487,670	263,510,230	1,185,987,799	2,858,528,873	XXX	XXX	XXX	4,598,476,192	9.6	3,295,361,001	1,303,115,191
13.04 Other Loan-Backed and Structured Securities	2,275,182	192,681,040	3,249,022,540	1,099,980,855	930,421,972	XXX	XXX	XXX	5,474,381,589	11.4	647,600,686	4,826,780,903
13.05 SVO Identified Funds	XXX	XXX	XXX	XXX	XXX		XXX	XXX				
13.06 Affiliated Bank Loans						XXX	XXX	XXX				
13.07 Unaffiliated Bank Loans	320,000,000	523,436,116	226,363,710	136,293,718	139,452,430	XXX	XXX	XXX	1,345,545,974	2.8	21,332,312	1,324,213,662
13.08 Unaffiliated Certificates of Deposit	XXX	XXX	XXX	XXX	XXX	XXX	XXX	XXX	XXX	XXX	XXX	XXX
13.09 Totals	2,819,882,266	7,946,018,678	10,869,469,881	13,086,570,170	13,268,510,035		XXX	XXX	47,990,451,030	100.0	30,306,247,960	17,684,203,070
13.10 Line 13.09 as a % of Col. 9	5.9	16.6	22.6	27.3	27.6		XXX	XXX	100.0	XXX	63.2	36.8
14. Total Publicly Traded Bonds												
14.01 Issuer Obligations	1,785,663,904	3,441,946,865	3,722,461,489	6,779,482,651	6,653,775,445	XXX	22,383,330,354	48.5	25,499,499,181	53.1	22,383,330,354	XXX
14.02 Residential Mortgage-Backed Securities	42,340,752	196,258,968	453,510,422	165,062,834	32,850,102	XXX	890,023,078	1.9	842,454,780	1.8	890,023,078	XXX
14.03 Commercial Mortgage-Backed Securities	259,203,617	1,296,911,289	929,110,676	20,408,185	8,341,189	XXX	2,513,974,956	5.4	3,295,361,001	6.9	2,513,974,956	XXX
14.04 Other Loan-Backed and Structured Securities	64,660,007	96,571,645	94,771,355	580,011,996	408,097,247	XXX	1,244,112,250	2.7	647,600,686	1.3	1,244,112,250	XXX
14.05 SVO Identified Funds	XXX	XXX	XXX	XXX	XXX							XXX
14.06 Affiliated Bank Loans						XXX						XXX
14.07 Unaffiliated Bank Loans	3	10,000,062				XXX	10,000,065	0.0	21,332,312	0.0	10,000,065	XXX
14.08 Unaffiliated Certificates of Deposit						XXX			XXX	XXX		XXX
14.09 Totals	2,151,868,283	5,041,688,829	5,199,853,942	7,544,965,666	7,103,063,983		27,041,440,703	58.5	30,306,247,960	63.2	27,041,440,703	XXX
14.10 Line 14.09 as a % of Col. 7	8.0	18.6	19.2	27.9	26.3		100.0	XXX	XXX	XXX	100.0	XXX
14.11 Line 14.09 as a % of Line 12.09, Col. 7, Section 12	4.7	10.9	11.3	16.3	15.4		58.5	XXX	XXX	XXX	58.5	XXX
15. Total Privately Placed Bonds												
15.01 Issuer Obligations	374,889,874	1,815,550,973	2,287,486,092	2,092,434,484	2,067,138,996	XXX	8,637,500,419	18.7	9,904,549,449	20.6	XXX	8,637,500,419
15.02 Residential Mortgage-Backed Securities	62,559,190	199,153,299	111,319,403	97,237,217	26,963,329	XXX	497,232,438	1.1	325,543,863	0.7	XXX	497,232,438
15.03 Commercial Mortgage-Backed Securities	217,496,623	949,956,398	182,145,888	47,441,084	8,265,703	XXX	1,405,305,696	3.0	1,303,115,191	2.7	XXX	1,405,305,696
15.04 Other Loan-Backed and Structured Securities	365,788,899	4,144,437,610	1,782,485,127	470,922,797	268,650,545	XXX	7,032,284,978	15.2	4,826,780,903	10.1	XXX	7,032,284,978
15.05 SVO Identified Funds	XXX	XXX	XXX	XXX	XXX						XXX	
15.06 Affiliated Bank Loans						XXX					XXX	
15.07 Unaffiliated Bank Loans	826,067,021	121,926,732	604,393,334	22,640,253		XXX	1,575,027,340	3.4	1,324,213,662	2.8	XXX	1,575,027,340
15.08 Unaffiliated Certificates of Deposit						XXX			XXX	XXX	XXX	
15.09 Totals	1,846,801,607	7,231,025,012	4,967,829,844	2,730,675,835	2,371,018,573		19,147,350,871	41.5	17,684,203,070	36.8	XXX	19,147,350,871
15.10 Line 15.09 as a % of Col. 7	9.6	37.8	25.9	14.3	12.4		100.0	XXX	XXX	XXX	XXX	100.0
15.11 Line 15.09 as a % of Line 12.09, Col. 7, Section 12	4.0	15.7	10.8	5.9	5.1		41.5	XXX	XXX	XXX	XXX	41.5

SCHEDULE DA - VERIFICATION BETWEEN YEARS

Short-Term Investments

	1	2	3	4	5
	Total	Bonds	Mortgage Loans	Other Short-term Investment Assets (a)	Investments in Parent, Subsidiaries and Affiliates
1. Book/adjusted carrying value, December 31 of prior year	876,553,498	876,553,498			
2. Cost of short-term investments acquired	1,528,385,834	1,528,385,834			
3. Accrual of discount	621,714	621,714			
4. Unrealized valuation increase (decrease)					
5. Total gain (loss) on disposals	(2,398,938)	(2,398,938)			
6. Deduct consideration received on disposals	1,081,469,056	1,081,469,056			
7. Deduct amortization of premium	2,225	2,225			
8. Total foreign exchange change in book/adjusted carrying value	(987,980)	(987,980)			
9. Deduct current year's other than temporary impairment recognized					
10. Book/adjusted carrying value at end of current period (Lines 1+2+3+4+5-6-7+8-9)	1,320,702,847	1,320,702,847			
11. Deduct total nonadmitted amounts					
12. Statement value at end of current period (Line 10 minus Line 11)	1,320,702,847	1,320,702,847			

(a) Indicate the category of such assets, for example, joint ventures, transportation equipment:

ANNUAL STATEMENT FOR THE YEAR 2022 OF THE AMERICAN EQUITY INVESTMENT LIFE INSURANCE COMPANY

SCHEDULE DB - PART A - VERIFICATION BETWEEN YEARS

Options, Caps, Floors, Collars, Swaps and Forwards

1.	Book/adjusted carrying value, December 31, prior year (Line 10, prior year)	379,441,218
2.	Cost paid/(consideration received) on additions:	
2.1	Current year paid/(consideration received) at time of acquisition, still open, Section 1, Column 12	729,518,739
2.2	Current year paid/(consideration received) at time of acquisition, terminated, Section 2, Column 14	729,518,739
3.	Unrealized valuation increase/(decrease):	
3.1	Section 1, Column 17	263,855
3.2	Section 2, Column 19	263,855
4.	SSAP No. 108 Adjustments	
5.	Total gain (loss) on termination recognized, Section 2, Column 22	328,627,507
6.	Considerations received/(paid) on terminations, Section 2, Column 15	538,232,357
7.	Amortization:	
7.1	Section 1, Column 19	(367,489,188)
7.2	Section 2, Column 21	(348,594,345) (716,083,533)
8.	Adjustment to the book/adjusted carrying value of hedged item:	
8.1	Section 1, Column 20	
8.2	Section 2, Column 23	209,604,850 209,604,850
9.	Total foreign exchange change in book/adjusted carrying value:	
9.1	Section 1, Column 18	
9.2	Section 2, Column 20	
10.	Book/adjusted carrying value at end of current period (Lines 1+2+3+4+5-6+7+8+9)	393,140,279
11.	Deduct nonadmitted assets	
12.	Statement value at end of current period (Line 10 minus Line 11)	393,140,279

SCHEDULE DB - PART B - VERIFICATION

Futures Contracts

1.	Book/Adjusted carrying value, December 31 of prior year (Line 6, prior year)	
2.	Cumulative cash change (Section 1, Broker Name/Net Cash Deposits Footnote - Cumulative Cash Change Column)	
3.1	Add:	
	Change in variation margin on open contracts - Highly effective hedges	
3.11	Section 1, Column 15, current year minus	
3.12	Section 1, Column 15, prior year	
	Change in variation margin on open contracts - All other	
3.13	Section 1, Column 18, current year minus	
3.14	Section 1, Column 18, prior year	
3.2	Add:	
	Change in adjustment to basis of hedged item	
3.21	Section 1, Column 17, current year to date minus	
3.22	Section 1, Column 17, prior year	
	Change in amount recognized	
3.23	Section 1, Column 19, current year to date minus	
3.24	Section 1, Column 19, prior year plus	
3.25	SSAP No. 108 Adjustments	
3.3	Subtotal (Line 3.1 minus Line 3.2)	
4.1	Cumulative variation margin on terminated contracts during the year (Section 2, Column 15)	
4.2	Less:	
4.21	Amount used to adjust basis of hedged item (Section 2, Column 17)	
4.22	Amount recognized (Section 2, Column 16)	
4.23	SSAP No. 108 Adjustments	
4.3	Subtotal (Line 4.1 minus Line 4.2)	
5.	Dispositions gains (losses) on contracts terminated in prior year:	
5.1	Total gain (loss) recognized for terminations in prior year	
5.2	Total gain (loss) adjusted into the hedged item(s) for terminations in prior year	
6.	Book/Adjusted carrying value at end of current period (Lines 1+2+3.3-4.3-5.1-5.2)	
7.	Deduct total nonadmitted amounts	
8.	Statement value at end of current period (Line 6 minus Line 7)	

NONE

Schedule DB - Part C - Section 1 - Replication (Synthetic Asset) Transactions (RSATs) Open

N O N E

Schedule DB-Part C-Section 2-Reconciliation of Replication (Synthetic Asset) Transactions Open

N O N E

SCHEDULE DB - VERIFICATION

Verification of Book/Adjusted Carrying Value, Fair Value and Potential Exposure of all Open Derivative Contracts

		Book/Adjusted Carrying Value Check
1.	Part A, Section 1, Column 14.....	393,140,279
2.	Part B, Section 1, Column 15 plus Part B, Section 1 Footnote - Total Ending Cash Balance	
3.	Total (Line 1 plus Line 2)	393,140,279
4.	Part D, Section 1, Column 6	426,171,181
5.	Part D, Section 1, Column 7	(33,030,902)
6.	Total (Line 3 minus Line 4 minus Line 5)	
		Fair Value Check
7.	Part A, Section 1, Column 16	398,382,904
8.	Part B, Section 1, Column 13	
9.	Total (Line 7 plus Line 8)	398,382,904
10.	Part D, Section 1, Column 9	431,769,475
11.	Part D, Section 1, Column 10	(33,386,571)
12.	Total (Line 9 minus Line 10 minus Line 11)	
		Potential Exposure Check
13.	Part A, Section 1, Column 21	7,911,412
14.	Part B, Section 1, Column 20	
15.	Part D, Section 1, Column 12	7,911,412
16.	Total (Line 13 plus Line 14 minus Line 15)	

ANNUAL STATEMENT FOR THE YEAR 2022 OF THE AMERICAN EQUITY INVESTMENT LIFE INSURANCE COMPANY

SCHEDULE E - PART 2 - VERIFICATION BETWEEN YEARS

(Cash Equivalents)

	1	2	3	4
	Total	Bonds	Money Market Mutual funds	Other (a)
1. Book/adjusted carrying value, December 31 of prior year	2,982,174,279		2,982,174,279	
2. Cost of cash equivalents acquired	84,062,380,227	67,275,649,171	16,786,731,056	
3. Accrual of discount	14,935,606	14,935,560	46	
4. Unrealized valuation increase (decrease)				
5. Total gain (loss) on disposals	(165,446)	(97,332)	(68,114)	
6. Deduct consideration received on disposals	85,768,070,591	66,829,071,562	18,938,999,029	
7. Deduct amortization of premium				
8. Total foreign exchange change in book/adjusted carrying value				
9. Deduct current year's other than temporary impairment recognized				
10. Book/adjusted carrying value at end of current period (Lines 1+2+3+4+5-6-7+8-9)	1,291,254,075	461,415,837	829,838,238	
11. Deduct total nonadmitted amounts				
12. Statement value at end of current period (Line 10 minus Line 11)	1,291,254,075	461,415,837	829,838,238	

(a) Indicate the category of such investments, for example, joint ventures, transportation equipment:

Schedule A - Part 1 - Real Estate Owned

N O N E

Schedule A - Part 2 - Real Estate Acquired and Additions Made

N O N E

Schedule A - Part 3 - Real Estate Disposed

N O N E

ANNUAL STATEMENT FOR THE YEAR 2022 OF THE AMERICAN EQUITY INVESTMENT LIFE INSURANCE COMPANY

SCHEDULE B - PART 1

Showing All Mortgage Loans OWNED December 31 of Current Year

1	2	Location		5	6	7	8	Change in Book Value/Recorded Investment					14	15
		3	4					9	10	11	12	13		
Loan Number	Code	City	State	Loan Type	Date Acquired	Rate of Interest	Book Value/Recorded Investment Excluding Accrued Interest	Unrealized Valuation Increase (Decrease)	Current Year's (Amortization)/ Accretion	Current Year's Other-Than-Temporary Impairment Recognized	Capitalized Deferred Interest and Other	Total Foreign Exchange Change in Book Value	Value of Land and Buildings	Date of Last Appraisal or Valuation
OAG1000		SELAH	WA.		12/20/2018	4.600	20,000,000						57,753,393	09/27/2018
OAG1001	0	COLUMBIA BASIN	WA.		12/20/2018	4.600	7,000,000						13,510,905	09/27/2018
OAG1002	0	BURBANK VALLEY	WA.		12/20/2018	4.600	7,000,000						13,510,905	09/27/2018
OAG1007		JEFFERSON	OR.		04/26/2019	7.000	3,232,005						15,138,542	03/01/2019
OAG1008		TURNER	OR.		04/26/2019	7.750	988,688						15,138,542	03/01/2019
OAG1009		FRESNO	CA.		02/10/2020	5.520	33,295,961						66,240,000	08/16/2019
OAG1010		MADERA	CA.		10/31/2019	4.990	491,509						1,000,000	08/30/2019
OAG1011		MADERA	CA.		10/31/2019	4.990	934,140						2,400,000	08/30/2019
OAG1012		DORR	MI.		02/26/2020	5.500	8,749,671						16,954,200	12/22/2019
OAG1014	0	WINNEMUCCA	NV.		04/17/2020	5.300	29,181,884						52,424,140	02/08/2019
OAG1015		KINGMAN	AZ.		04/30/2020	7.070	27,600,000						68,476,431	12/31/2021
OAG1017		PRESTON	ID.		06/09/2020	4.600	6,514,914						11,402,500	03/27/2020
OAG1019		ROCHESTER	IN.		06/30/2020	3.750	8,112,989						17,500,000	05/04/2020
OAG1021		METTLER	CA.		07/21/2020	3.750	3,766,605						6,750,000	02/04/2020
OAG1022		BAKERSFIELD	CA.		07/21/2020	3.750	267,847						480,000	02/04/2020
OAG1023		BAKERSFIELD	CA.		07/21/2020	3.750	1,685,207						3,020,000	02/04/2020
OAG1024		BAKERSFIELD	CA.		07/28/2020	3.750	1,585,277						9,250,000	02/04/2020
OAG1025		UMATILLA	OR.		07/30/2020	7.000	6,500,000						16,331,250	04/01/2020
OAG1026		HARTLEY	TX.		09/14/2020	4.970	1,183,146						6,457,359	07/20/2018
OAG1029		JACKSONVILLE	IL.		09/03/2020	5.000	460,211						767,500	07/29/2020
OAG1032		FULTON	IN.		09/16/2020	4.000	239,841						510,204	04/27/2020
OAG1033		CARROLL	NE.		12/01/2020	4.550	1,909,445						4,100,000	10/19/2020
OAG1034		WAPATO	WA.		12/17/2020	4.350	7,609,134						28,116,364	11/20/2020
OAG1035		WAPATO	WA.		12/17/2020	4.350	4,527,349						24,162,500	11/20/2020
OAG1036		BUHL	ID.		02/03/2021	5.000	1,298,094						2,350,000	12/20/2020
OAG1037		SACO	MT.		12/23/2020	4.500	1,240,642						4,823,596	10/20/2020
OAG1038		SACO	MT.		12/23/2020	4.500	1,098,851						8,100,000	10/20/2020
OAG1039		SACO	MT.		12/23/2020	4.500	973,641						8,100,000	10/20/2020
OAG1040		SACO	MT.		12/23/2020	4.500	256,516						8,100,000	10/20/2020
OAG1042		WHEATLAND	WY.		02/25/2021	4.600	4,427,479						10,230,000	01/18/2021
OAG1043		PIOCHE	NV.		03/26/2021	4.650	3,698,933						6,540,000	12/20/2020
OAG1044		ROSE	NE.		05/13/2021	4.900	5,910,776						11,000,000	03/21/2021
OAG1045		FRESNO	CA.		03/01/2021	3.850	9,098,892						28,480,000	10/07/2020
OAG1046		ST ANNE	IL.		10/06/2021	4.690	1,870,126						5,435,000	03/15/2021
OAG1047		ST ANNE	IN.		10/06/2021	4.690	2,116,196						6,110,000	03/01/2021
OAG1048		BEARDSLEY	MN.		09/30/2021	4.900	6,879,142						11,642,621	05/18/2021
OAG1049		HEREFORD	TX.		09/02/2021	5.000	14,609,578						23,300,000	05/06/2021
OAG1050		DONALD	WA.		07/13/2021	4.050	1,498,438						3,560,000	06/04/2021
OAG1051		LAWTON	IA.		08/06/2021	4.500	15,288,023						24,956,000	03/30/2021
OAG1052		LAWTON	IA.		08/06/2021	6.000	1,425,991						24,956,000	03/30/2021
OAG1053		WELLINGTON	MO.		06/29/2021	5.500	1,035,694						2,980,000	03/21/2021
OAG1054		HAZELTON	ID.		08/12/2021	3.830	5,568,414						9,940,172	08/11/2021
OAG1055		EDEN	ID.		08/12/2021	3.830	21,634,703						37,275,538	08/11/2021
OAG1057		HEREFORD	TX.		09/02/2021	9.370	9,839,045						25,300,000	05/21/2021
OAG1059		WEBSTER	SD.		12/01/2021	4.570	2,763,272						4,680,000	10/01/2021
OAG1061		WOODBURN	IN.		11/12/2021	4.740	4,744,875						8,041,072	07/29/2021
OAG1062		WOODBURN	IN.		11/12/2021	6.030	526,587						8,041,072	07/29/2021
OAG1063		RICKREALL	OR.		12/10/2021	4.430	3,245,716						6,055,000	10/11/2021
OAG1064		HINDSDALE	MT.		12/28/2021	4.870	2,208,255						19,720,000	09/01/2021
OAG1065		REAGAN	TX.		02/04/2022	5.250	2,528,459						4,879,123	12/03/2021
OAG1067		REAGAN	TX.		02/04/2022	5.250	394,301						760,877	11/15/2021
OAG1068		DALHART	TX.		12/16/2021	4.250	11,273,832						19,720,000	11/01/2021

ANNUAL STATEMENT FOR THE YEAR 2022 OF THE AMERICAN EQUITY INVESTMENT LIFE INSURANCE COMPANY

SCHEDULE B - PART 1

Showing All Mortgage Loans OWNED December 31 of Current Year

1	2	Location		5	6	7	8	Change in Book Value/Recorded Investment					14	15
		3	4					9	10	11	12	13		
Loan Number	Code	City	State	Loan Type	Date Acquired	Rate of Interest	Book Value/Recorded Investment Excluding Accrued Interest	Unrealized Valuation Increase (Decrease)	Current Year's (Amortization)/ Accretion	Current Year's Other-Than-Temporary Impairment Recognized	Capitalized Deferred Interest and Other	Total Foreign Exchange Change in Book Value	Value of Land and Buildings	Date of Last Appraisal or Valuation
OAG1069		FRESNO	CA		10/15/2021	3.500	3,716,507						6,420,500	08/01/2021
OAG1070		HARRAH	WA		11/30/2021	4.950	1,572,455						2,650,000	02/01/2021
OAG1071		HARRAH	WA		11/30/2021	6.500	178,380						2,650,000	02/01/2021
OAG1072		PINON	MT		03/16/2022	5.500	3,133,798						5,583,000	11/21/2021
OAG1074		ROCKSDALE	TX		12/09/2021	4.150	1,474,106						6,130,000	09/30/2021
OAG1076		AVENAL	CA		03/10/2022	4.000	9,931,735						18,800,000	11/01/2021
OAG1077		FRESNO	CA		12/17/2021	3.500	13,264,127						22,500,000	07/01/2021
OAG1078		FRESNO	CA		12/10/2021	3.500	3,469,218						5,884,850	07/01/2021
OAG1079		BARTLESVILLE	OK		04/01/2022	3.900	9,680,850						18,307,000	12/04/2021
OAG1080		SEMINOLE	TX		01/20/2022	4.040	5,190,000						8,550,000	12/20/2021
OAG1081		TREMONTON	UT		12/15/2021	4.600	1,936,391						3,253,000	12/01/2021
OAG1082		TREMONTON	UT		12/15/2021	8.000	321,877						3,253,000	12/01/2021
OAG1084		DALHART	TX		03/30/2022	4.380	15,783,038						46,100,000	02/01/2022
OAG1085		SEMINOLE	TX		01/20/2022	8.000	393,750						8,550,000	12/20/2021
OAG1087		SEMINOLE	TX		04/25/2022	4.150	42,392,028						75,435,000	05/09/2022
OAG1088		DALHART	TX		03/30/2022	4.380	11,330,962						46,100,000	02/22/2022
OAG1089		DALLAS	TX		04/11/2022	4.500	15,823,706						29,660,000	03/31/2022
OAG1090		SEMINOLE	TX		03/22/2022	4.450	14,142,869						25,543,000	02/01/2022
OAG1091		CHELAN	WA		05/02/2022	4.870	13,736,013						22,040,000	03/14/2022
OAG1092		CHELAN	WA		05/02/2022	4.870	2,671,981						4,500,000	02/21/2022
OAG1094		SEMINOLE	TX		04/25/2022	8.000	1,076,519						74,835,000	03/22/2022
OAG1095		WILMOT	SD		06/28/2022	5.220	4,170,311						8,548,880	11/01/2021
OAG1096		MOSES LAKE	WA		05/06/2022	5.310	7,254,563						12,230,000	04/13/2022
OAG1097		MCCURTAIN	OK		07/01/2022	5.420	1,575,000						8,840,000	04/19/2022
OAG1098		GETTYSBURG	SD		06/14/2022	5.430	6,925,000						16,620,000	05/16/2022
OAG1099		GUIDE ROCK	NE		07/19/2022	5.750	3,530,000						7,844,444	06/10/2022
OAG1100		DALHART	TX		07/01/2022	5.500	1,332,000						2,220,000	06/01/2022
OAG1101		WINNEMUCCA	NV		10/17/2022	5.900	5,075,750						9,567,860	09/20/2022
OAG1102		LOS BANOS	CA		08/18/2022	5.890	4,050,000						6,750,000	07/28/2022
OAG1104		GUIDE ROCK	NE		07/19/2022	5.750	300,000						666,667	06/10/2022
OAG1105		HIGHMORE	SD		09/23/2022	5.610	3,550,000						4,278,000	09/02/2022
OAG1111		STIGLER	OK		12/20/2022	7.250	400,000						754,290	09/28/2022
General Loan Loss Reserve		Iowa	IA		12/31/2022	1.000	(950,468)	(467,715)						12/31/2022
0199999. Mortgages in good standing - Farm Mortgages							528,662,760	(467,715)					1,301,535,297	XXX
P5220923203		Houston	TX		12/14/2022	7.250	198,704		(8)				270,000	07/16/2022
P5220519008		Mesa	AZ		07/27/2022	6.875	436,809		(37)				655,000	05/23/2022
P2009023489		Escondido	CA		03/09/2022	3.625	294,848		(225)				645,000	01/07/2022
P2009022054		PRINCETON	NJ		08/17/2021	5.625	821,139		(1,130)				1,060,000	04/19/2021
P2009025042		Front Royal	VA		11/02/2022	8.750	275,284		(32)				330,000	06/28/2022
P2009022062		Molalla	OR		08/17/2021	5.625	570,692		(785)				750,000	04/16/2021
P2009024573		Charlotte	NC		08/24/2022	7.625	194,420		(52)				250,000	06/01/2022
P4220821580		St. Augustine	FL		09/21/2022	8.500	514,078		(96)				550,000	08/15/2022
P2009020433		Boca Raton	FL		01/29/2021	6.250	929,215		(10,976)				1,195,000	09/24/2020
P5220317723		Charlotte	NC		05/18/2022	8.250	381,576		(266)				450,000	03/22/2022
P2001017362		Round Rock	TX		06/25/2020	6.250	209,775		97				250,000	01/15/2020
P5220721555		Rosharon	TX		10/05/2022	8.625	256,704		(11)				322,000	08/16/2022
P4191209483		Newtown Square	PA		06/25/2020	4.750	118,763		(262)		13,459		330,000	12/31/2019
P2009025065		Loganville	GA		11/16/2022	8.990	589,864		(55)				668,000	09/12/2022
P2009023948		Deerfield Bch	FL		08/24/2022	6.500	550,583		71				750,000	03/25/2022
P5220619820		Ellenwood	GA		09/07/2022	8.500	199,424		(50)				293,000	06/10/2022
P4220115748		Hixson	TN		03/09/2022	4.750	194,101		(92)				242,000	01/17/2022
P2009022120		Bay Shore	NY		08/17/2021	5.750	270,009		(366)				455,000	04/05/2021

ANNUAL STATEMENT FOR THE YEAR 2022 OF THE AMERICAN EQUITY INVESTMENT LIFE INSURANCE COMPANY

SCHEDULE B - PART 1

Showing All Mortgage Loans OWNED December 31 of Current Year

1	2	Location		5	6	7	8	Change in Book Value/Recorded Investment					14	15
		3	4					9	10	11	12	13		
Loan Number	Code	City	State	Loan Type	Date Acquired	Rate of Interest	Book Value/Recorded Investment Excluding Accrued Interest	Unrealized Valuation Increase (Decrease)	Current Year's (Amortization)/ Accretion	Current Year's Other-Than-Temporary Impairment Recognized	Capitalized Deferred Interest and Other	Total Foreign Exchange Change in Book Value	Value of Land and Buildings	Date of Last Appraisal or Valuation
P2009023450		Temple Hills	MD		04/06/2022	7.750	344,800		(297)				385,000	01/29/2022
P2009023744		Tacoma	WA		04/06/2022	7.750	249,561		(236)				455,000	01/27/2022
P2009020292		Freehold	NJ		12/30/2020	7.500	697,139		(1,803)				1,240,000	10/12/2020
P8210800020		Simpsonville	SC		09/03/2021	4.625	177,462		2,222				266,000	07/09/2021
P4220417978		Colorado Springs	CO		05/18/2022	7.500	508,383		(327)				570,000	04/13/2022
P2009023466		Spotsylvania	VA		04/06/2022	5.750	172,304		(160)				230,000	01/22/2022
P5220822031		Montebello	CA		09/21/2022	7.125	229,140		(26)				400,000	06/02/2022
P4220923823		North Charleston	SC		12/14/2022	9.625	458,782		(2)				505,000	10/05/2022
P8210800023		Summerville	SC		09/03/2021	4.625	234,384		2,935				350,000	07/09/2021
P2009023820		Grand Prairie	TX		05/04/2022	8.500	162,913		(122)				206,000	02/19/2022
P2009024964		Bastrop	TX		11/30/2022	9.990	285,143		(15)				420,000	07/28/2022
P2009023075		Staten Island	NY		12/28/2021	5.000	1,012,349		(903)				1,325,000	10/06/2021
P2009020222		Rancho Mirage	CA		12/30/2020	5.250	331,223		(381)				440,000	11/04/2020
P4221024386		Miami Beach	FL		12/28/2022	9.990	138,506		(1)				190,000	10/24/2022
P5220922838		Broken Bow	OK		12/14/2022	6.625	414,183						1,050,000	07/26/2022
P2009020655		Hudson	WI		04/09/2021	5.750	253,293		(201)				385,000	11/28/2020
P2009021632		Mahopac	NY		06/28/2021	5.750	181,123		(252)				249,500	02/24/2021
P2009023522		CHOWCHILLA	CA		04/06/2022	7.625	159,457		(159)				250,000	01/28/2022
P2009024706		Waukegan	IL		08/24/2022	9.250	181,762		(44)				209,000	06/28/2022
P5221024595		Piedmont	SC		12/28/2022	9.875	271,699		(1)				325,000	10/20/2022
P4221025299		MIAMI	FL		12/14/2022	9.750	689,618		(17)				785,000	11/05/2022
P4220721159		Lakeland	FL		10/05/2022	8.990	325,738		(54)				350,000	07/28/2022
P2009023529		Tinton Falls	NJ		04/20/2022	5.875	604,029		(657)				865,000	01/18/2022
P2009024321		East Newark	NJ		07/27/2022	9.625	445,043		(157)				563,000	04/12/2022
P2009020365		Plainview	NY		01/29/2021	6.000	537,936		(666)				700,000	08/06/2020
P5220518922		Aledo	TX		07/13/2022	6.375	151,098		(17)				500,000	03/29/2022
P4220317775		Palmyra	PA		06/15/2022	6.250	149,533		(67)				268,000	01/26/2022
P2009023835		Deerfield Bch	FL		07/27/2022	5.375	771,209		(254)				1,000,000	03/11/2022
P4220418227		Saint Cloud	FL		10/05/2022	7.750	285,388		1				410,000	06/28/2022
P2002017871		Greenfield	WI		06/25/2020	5.990	139,234		1,101				260,000	02/04/2020
P5220822278		South Padre Island	TX		11/02/2022	8.750	1,083,440		(136)				1,412,000	08/09/2022
P5220720552		Key Biscayne	FL		09/07/2022	7.875	2,023,115		(413)				2,450,000	07/11/2022
P5220519154		Roanoke	TX		07/13/2022	6.875	206,822		(76)				605,000	06/01/2022
P2009020334		Capitola	CA		01/27/2021	4.990	992,853		(141)				1,520,000	12/06/2020
P2009023733		Bolingbrook	IL		03/30/2022	4.000	200,196		(39)				310,000	12/06/2021
P20090201122		Rego Park	NY		12/18/2020	6.500	152,219		(198)				310,000	03/03/2020
P5220216306		CONROE	TX		03/30/2022	5.875	899,925		(978)				950,000	02/12/2022
P4220922973		San Diego	CA		12/14/2022	9.375	1,679,019		4				2,150,000	09/21/2022
P2009023873		Chatham	NJ		05/18/2022	6.125	788,085		(456)				895,000	03/07/2022
P5220518807		Brooklyn	OH		08/24/2022	8.990	95,766		(30)				140,000	07/05/2022
P5220216331		Phoenix	AZ		03/30/2022	4.990	243,855		(117)				432,000	02/15/2022
P2009024955		Boca Raton	FL		11/30/2022	8.625	357,346		(17)				407,000	08/15/2022
P2009023935		Austin	TX		05/18/2022	6.250	548,988		(377)				726,997	03/04/2022
P5220116210		SAN DIEGO	CA		05/18/2022	6.875	1,263,794		(166)				1,625,000	11/26/2021
P2009020098		Katonah	NY		12/18/2020	6.500	437,170		(418)				790,000	12/02/2019
P4220821901		Homestead	FL		10/05/2022	7.250	614,693		(126)				1,100,000	08/15/2022
P2009024341		Antioch	IL		10/05/2022	6.750	275,547		(68)				368,000	04/30/2022
P2009021354		New York	NY		05/28/2021	6.500	307,514		(437)				940,000	10/27/2020
P4220721471		Rock Hill	SC		11/02/2022	8.875	334,684		(27)				433,000	07/08/2022
P2009025051		Kerman	CA		11/16/2022	8.500	287,172		(29)				505,000	09/13/2022
P4220821887		Minneapolis	MN		10/05/2022	8.625	207,593		(6)				258,000	07/13/2022
P2001017071		Mill Spring	NC		06/25/2020	8.250	116,169		44				158,000	12/31/2019

ANNUAL STATEMENT FOR THE YEAR 2022 OF THE AMERICAN EQUITY INVESTMENT LIFE INSURANCE COMPANY

SCHEDULE B - PART 1

Showing All Mortgage Loans OWNED December 31 of Current Year

1	2	Location		5	6	7	8	Change in Book Value/Recorded Investment					14	15
		3	4					9	10	11	12	13		
Loan Number	Code	City	State	Loan Type	Date Acquired	Rate of Interest	Book Value/Recorded Investment Excluding Accrued Interest	Unrealized Valuation Increase (Decrease)	Current Year's (Amortization)/ Accretion	Current Year's Other-Than-Temporary Impairment Recognized	Capitalized Deferred Interest and Other	Total Foreign Exchange Change in Book Value	Value of Land and Buildings	Date of Last Appraisal or Valuation
P2009024542		Brighton	CO.		08/24/2022	7.750	323,184		(85)				389,000	07/04/2022
P2009023403		Houston	TX.		04/06/2022	7.500	215,019		(134)				225,900	12/23/2021
P2009023587		Laurel	MD.		04/06/2022	6.875	437,626		(439)				520,000	02/03/2022
P2009023830		Hyattsville	MD.		05/04/2022	6.875	479,923		(430)				640,000	03/04/2022
P4220216544		Henderson	NV.		05/04/2022	5.750	1,230,824		(965)				1,695,000	02/22/2022
P2009023418		Charleston	SC.		04/06/2022	4.375	254,217		(143)				450,000	01/21/2022
P4220923508		West Palm Beach	FL.		11/16/2022	7.250	257,275		(25)				310,000	08/09/2022
P5220115995		North Palm Beach	FL.		05/04/2022	5.125	154,197		(94)				240,000	03/07/2022
P2009022112		Bronx	NY.		08/17/2021	5.750	580,984		(789)				767,000	01/22/2021
P5220216782		Manvel	TX.		04/20/2022	6.250	617,163		(601)				730,000	02/18/2022
P2009023666		Durham	NC.		03/30/2022	3.750	167,055		(33)				280,000	12/02/2021
P5220619878		Greenville	SC.		08/24/2022	7.750	142,597		(28)				155,000	06/23/2022
P4221024552		Vicksburg	MS.		12/14/2022	9.750	337,701		(4)				373,000	11/02/2022
P5220317035		Boulder	CO.		05/18/2022	5.375	286,557		(55)				692,000	03/29/2022
P5220721258		Portsmouth	VA.		09/21/2022	7.875	163,541		(33)				210,000	07/08/2022
P2009022070		WHITESTONE	NY.		08/17/2021	4.750	147,612		(522)				250,000	03/25/2021
P5220620527		Punta Gorda	FL.		10/05/2022	8.875	523,524		(51)				789,000	08/11/2022
P2009020060		Corona	NY.		12/18/2020	5.375	137,690		(464)				500,000	11/25/2019
P1912016714		Brick	NJ.		06/25/2020	6.990	369,426		158				525,000	11/13/2019
P2009023945		Phoenix	AZ.		05/18/2022	6.875	988,224		(526)				1,193,000	03/10/2022
P5221024875		CHANDLER	AZ.		12/14/2022	9.990	566,372		(18)				775,000	10/20/2022
P5220620549		Indio	CA.		09/07/2022	7.750	638,103		(50)				828,000	06/23/2022
P5220216473		Harker Heights	TX.		04/06/2022	6.875	404,929		(239)				520,000	02/15/2022
P2009024464		Morristown	NJ.		07/27/2022	7.625	347,426		(163)				530,000	04/22/2022
P2009020118		Sherman Oaks	CA.		12/18/2020	5.625	1,254,178		(1,275)				2,440,000	01/31/2020
P5220115828		DECATUR	GA.		03/30/2022	4.375	280,636		(82)				350,000	01/20/2022
P2009023287		Raleigh	NC.		03/09/2022	5.875	184,589		(171)				410,000	11/22/2021
P2009024727		Fredericksbg	VA.		08/24/2022	9.625	336,803		(78)				384,000	06/01/2022
P2009020592		Jacksonville	OR.		02/24/2021	5.750	698,491		(599)				999,000	11/04/2020
P2001017008		Garden Grove	CA.		06/25/2020	5.990	287,335		1,879				535,000	12/20/2019
P5220317087		Fair Oaks	CA.		05/18/2022	5.500	414,653		(177)				630,000	03/28/2022
P4220822307		Benton	AR.		10/05/2022	8.990	299,224		(49)				387,000	08/25/2022
P2009025114		BELLEVILLE	NJ.		11/30/2022	7.125	499,589		(13)				615,000	08/12/2022
P4220115718		San Diego	CA.		03/09/2022	3.500	299,049		11				545,000	11/02/2021
P2009023102		Bristol	PA.		12/28/2021	5.250	314,161		(274)				410,000	11/17/2021
P2009020166		Charlotte	NC.		12/30/2020	7.990	369,437		(241)				490,000	10/21/2020
P5220620445		Toledo	OH.		08/10/2022	9.250	126,590		(23)				155,000	05/23/2022
P4220821661		Addison	MI.		10/05/2022	8.990	201,921		(33)				216,000	08/08/2022
P2009023073		Hampstead	NC.		12/28/2021	5.125	301,941		(266)				370,000	09/28/2021
P5220216299		Scottsdale	AZ.		04/20/2022	3.625	1,381,281		62				1,750,000	02/17/2022
P5220923413		Redondo Beach	CA.		11/30/2022	6.875	684,655		(16)				979,000	09/22/2022
P5221025114		Cherry Log	GA.		12/14/2022	8.625	277,925		(10)				367,000	09/30/2022
P2009025024		Incline Vlg	NV.		11/16/2022	7.125	1,570,083		(12)				2,050,000	09/12/2022
P2009021368		Palm Coast	FL.		05/28/2021	5.250	204,169		(304)				304,000	12/17/2020
P2009023748		Dallas	TX.		04/20/2022	7.500	635,073		(544)				751,000	02/07/2022
P5220721425		Baltimore	MD.		09/21/2022	8.875	168,749		(30)				250,000	07/27/2022
P2001017429		Los Angeles	CA.		06/25/2020	4.750	187,710		92				760,000	01/28/2020
P2009023305		Baltimore	MD.		03/09/2022	6.875	318,441		(286)				345,000	11/26/2021
P2009022092		Salem	OR.		08/17/2021	5.750	661,197		(897)				855,000	04/21/2021
P2009025017		Deerfield Bch	FL.		11/30/2022	7.250	496,780		(21)				692,000	08/16/2022
P2009024248		Tempe	AZ.		11/02/2022	6.500	343,283		32				470,000	01/31/2022
P2009023542		Magna	UT.		04/06/2022	5.875	443,096		(528)				615,000	01/25/2022

ANNUAL STATEMENT FOR THE YEAR 2022 OF THE AMERICAN EQUITY INVESTMENT LIFE INSURANCE COMPANY

SCHEDULE B - PART 1

Showing All Mortgage Loans OWNED December 31 of Current Year

1	2	Location		5	6	7	8	Change in Book Value/Recorded Investment					14	15
		3	4					9	10	11	12	13		
Loan Number	Code	City	State	Loan Type	Date Acquired	Rate of Interest	Book Value/Recorded Investment Excluding Accrued Interest	Unrealized Valuation Increase (Decrease)	Current Year's (Amortization)/ Accretion	Current Year's Other-Than-Temporary Impairment Recognized	Capitalized Deferred Interest and Other	Total Foreign Exchange Change in Book Value	Value of Land and Buildings	Date of Last Appraisal or Valuation
P4220822671		Las Vegas	NV		11/02/2022	8.250	696,161		(49)				840,000	07/29/2022
P2009023496		Vista	CA		04/06/2022	5.625	870,886		(443)				950,000	12/13/2021
P2009020103		New York	NY		12/18/2020	5.750	1,745,217		(4,769)				6,900,000	01/29/2020
P4220216696		Missoula	MT		05/04/2022	4.990	181,180		(37)				461,000	02/21/2022
P2009024755		Parkland	FL		09/07/2022	6.500	1,215,518		75				2,000,000	06/16/2022
P2009025127		Atlanta	GA		11/30/2022	8.750	499,782		(30)				570,000	09/14/2022
P2009022031		Staten Island	NY		08/17/2021	6.000	572,480		(766)				880,000	02/09/2021
P2009023288		Jurupa Valley	CA		03/09/2022	4.625	573,011		(275)				630,000	12/10/2021
P2009021930		Boca Raton	FL		07/30/2021	5.750	345,140		(489)				445,000	04/12/2021
P2009021387		Howard Beach	NY		05/28/2021	5.750	435,278		(620)				880,000	01/07/2021
P2009023355		Evans	CO		04/06/2022	5.500	210,136		(225)				405,000	12/29/2021
P2009020364		Queens Village	NY		01/29/2021	6.125	450,377		(552)				587,000	07/31/2020
P2009023647		Lyndhurst	NJ		04/20/2022	6.990	364,630		(331)				460,000	02/04/2022
P2009020509		SACRAMENTO	CA		02/02/2021	7.125	216,740		(152)				305,000	10/28/2020
P5220822178		Frisco	TX		10/05/2022	8.750	1,392,563		(235)				1,675,000	08/12/2022
P2009020490		GLENDALE	AZ		01/14/2021	5.750	278,519		(221)				518,000	11/24/2020
P2009020086		Jericho	NY		12/18/2020	5.125	428,213		(1,142)				800,000	10/23/2019
P2009021362		San Diego	CA		05/28/2021	5.875	303,094		(428)				458,000	01/02/2021
P5220216576		Tucson	AZ		04/20/2022	5.500	591,839		(486)				710,000	03/01/2022
P5220721566		Chicago	IL		11/02/2022	8.875	284,921		(796)				344,000	07/11/2022
P5220721274		Charlotte	NC		10/19/2022	8.990	174,872		(20)				260,000	07/28/2022
P2009024469		Tampa	FL		07/27/2022	6.875	405,724		(66)				495,000	05/24/2022
P2009020569		WASHINGTON	DC		03/12/2021	5.125	248,956		(216)				558,000	01/18/2021
P5220216442		DURANGO	CO		03/30/2022	6.125	420,812		(464)				500,000	02/19/2022
P4220923142		Celebration	FL		11/02/2022	6.990	249,760		(10)				330,000	08/07/2022
P4220720871		Las Vegas	NV		09/07/2022	6.990	502,539		(22)				1,050,000	07/18/2022
P5220216315		Joliet	IL		04/20/2022	6.250	228,978		(235)				240,000	02/07/2022
P2009023738		Charlotte	NC		03/30/2022	5.000	290,861		(19)				389,000	10/22/2021
P2009022050		Las Vegas	NY		08/17/2021	5.750	462,338		(611)				595,000	04/08/2021
P5220923211		Chula Vista	CA		12/14/2022	7.750	160,588		(9)				662,000	07/01/2022
P5220721421		San Leandro	CA		09/21/2022	7.990	903,670		(32)				1,160,000	08/01/2022
P4220216686		North Bay Village	FL		04/20/2022	4.875	306,075		(155)				375,000	03/04/2022
P2009023637		Thornton	CO		04/20/2022	5.625	360,964		(375)				580,000	02/02/2022
P4220317053		Coral Springs	FL		05/18/2022	5.750	2,062,671		(1,116)				3,000,000	04/13/2022
P5220923696		Miami Beach	FL		12/14/2022	8.750	287,426		(133)				360,000	09/27/2022
P4220316997		New Smyrna Beach	FL		05/18/2022	5.990	272,090		(162)				375,000	04/05/2022
P2009020213		East Dundee	IL		12/30/2020	6.750	209,571		(234)				255,000	10/30/2020
P5220923609		Truckee	CA		12/14/2022	7.500	2,201,835		(5)				3,050,000	08/23/2022
P2009023683		Santa Rosa Beach	FL		03/30/2022	3.500	819,568		(167)				1,475,000	11/23/2021
P5220822547		Atlanta	GA		11/02/2022	8.750	313,456		(44)				405,000	07/21/2022
P2009024099		Baltimore	MD		07/13/2022	7.375	173,442		(81)				195,000	03/30/2022
P4220116199		WELLINGTON	FL		04/20/2022	3.750	588,367		101				1,125,000	02/15/2022
P2009021966		Lexington	SC		07/30/2021	4.625	150,771		1,887				225,000	06/23/2021
P2009021912		Bellevue	WA		07/30/2021	5.375	929,150		(10,506)				1,678,000	04/03/2021
P2009024642		Los Angeles	CA		08/10/2022	8.375	507,652		(102)				585,000	05/11/2022
P1910015438		Moraga	CA		06/25/2020	6.125	776,184		361				1,175,000	10/13/2019
P2009023736		Fuquay Varina	NC		03/30/2022	3.750	191,220		(38)				295,000	12/20/2021
P2009020156		Missouri City	TX		12/16/2020	5.990	526,822		(328)				750,000	10/01/2020
P1912016892		Atlanta	GA		06/25/2020	6.875	432,288		1,425				605,000	11/26/2019
P5220720796		Saint Clair Shores	MI		09/07/2022	8.750	197,113		(48)				225,000	06/29/2022
P5220922851		Far Rockaway	NY		11/02/2022	6.875	490,486		(14)				750,000	08/29/2022
P2009023062		Laguna Hills	CA		12/28/2021	5.125	1,534,347		(1,354)				1,900,000	10/26/2021

ANNUAL STATEMENT FOR THE YEAR 2022 OF THE AMERICAN EQUITY INVESTMENT LIFE INSURANCE COMPANY

SCHEDULE B - PART 1

Showing All Mortgage Loans OWNED December 31 of Current Year

1	2	Location		5	6	7	8	Change in Book Value/Recorded Investment					14	15
		3	4					9	10	11	12	13		
Loan Number	Code	City	State	Loan Type	Date Acquired	Rate of Interest	Book Value/Recorded Investment Excluding Accrued Interest	Unrealized Valuation Increase (Decrease)	Current Year's (Amortization)/ Accretion	Current Year's Other-Than-Temporary Impairment Recognized	Capitalized Deferred Interest and Other	Total Foreign Exchange Change in Book Value	Value of Land and Buildings	Date of Last Appraisal or Valuation
P2009024418		Clermont	FL		07/27/2022	6.625	273,348		(63)				550,000	05/10/2022
P2009023137		Woodside	NY		12/28/2021	5.000	709,413		(631)				925,000	10/19/2021
P2009023079		Key Largo	FL		12/28/2021	5.250	403,147		(352)				500,000	11/09/2021
P5220923877		Newburgh	NY		12/14/2022	7.500	430,676		(298)				605,000	10/19/2022
P4220720777		Charlotte	NC		09/07/2022	7.125	157,916		(4)				210,000	07/20/2022
P2009023858		Bacliff	TX		05/18/2022	7.125	157,258		(126)				175,000	02/25/2022
P2009020300		Tacoma	WA		12/30/2020	5.749	355,877		(459)				525,000	10/02/2020
P2009021899		North Bergen	NJ		07/30/2021	5.875	205,300		(278)				455,000	03/30/2021
P5220720643		Miami	FL		09/21/2022	7.625	384,711		(53)				500,000	07/11/2022
P2009025005		Rancho Santa Fe	CA		11/02/2022	6.750	2,018,986		(14)				5,300,000	09/01/2022
P2009023414		North Las Vegas	NV		03/09/2022	6.500	239,601		(224)				270,000	12/11/2021
P2009020618		Marietta	GA		03/12/2021	5.125	529,900		(507)				670,000	01/17/2021
P2009023421		Carrollton	TX		03/09/2022	5.875	214,654		(272)				290,000	01/18/2022
P2009023275		Hardeeville	SC		03/09/2022	5.750	257,978		(187)				320,000	12/22/2021
P5220923817		Henrico	VA		11/30/2022	7.375	164,963		(5)				255,000	10/03/2022
P2009023876		Commerce City	CO		05/18/2022	8.375	299,651		(209)				404,980	02/23/2022
P2009023412		Bowie	MD		04/06/2022	5.625	303,354		(295)				431,000	12/21/2021
P5220720735		El Paso	TX		11/02/2022	8.125	125,613		1				175,000	08/15/2022
P2009023120		Howard Beach	NY		12/28/2021	4.750	208,059		(196)				280,000	10/19/2021
P2009023055		Orange	CA		12/28/2021	4.750	600,081		(550)				1,025,000	11/09/2021
P5220216518		NORWOOD	MA		04/06/2022	5.125	358,542		(386)				680,000	02/10/2022
P5220721308		West Palm Beach	FL		09/21/2022	8.250	1,705,339		(55)				2,527,000	07/01/2022
P5220721310		West Palm Beach	FL		09/21/2022	8.250	1,821,998		(148)				2,700,000	06/27/2022
P5220924051		Dallas	GA		11/30/2022	9.750	297,663		(23)				416,000	09/28/2022
P2009024372		Plainfield	IL		08/24/2022	7.990	218,262		(59)				247,000	06/02/2022
P5220821895		Minneapolis	MIN		11/16/2022	9.250	331,626		(16)				425,000	07/20/2022
P5221125464		South Kingstown	RI		12/14/2022	7.999	372,831		(3)				450,000	10/07/2022
P2009023297		Burke	VA		03/09/2022	6.500	418,055		(408)				470,000	12/20/2021
P5220822533		Lexington	KY		12/14/2022	7.875	155,122		(6)				324,000	09/08/2022
P2009023846		Tucker	GA		05/04/2022	4.990	386,507		(181)				475,000	02/22/2022
P5221125453		Rowlett	TX		12/14/2022	7.875	294,886		(10)				465,000	10/12/2022
P4220418500		Davidson	NC		08/24/2022	6.990	1,600,769		(243)				2,100,000	06/07/2022
P2009020372		New York	NY		01/29/2021	6.000	1,038,840		(11,312)				5,600,000	09/15/2020
P2009020400		Charlotte	NC		01/29/2021	5.750	157,909		(1,604)				265,000	09/14/2020
P4220216818		North Hills	CA		05/18/2022	4.625	195,640		(55)				385,000	03/18/2022
P2009023727		Paulsboro	NJ		03/30/2022	4.500	123,331		(23)				173,000	12/31/2021
P2009023595		Baltimore	MD		04/06/2022	7.125	226,180		(246)				253,000	02/01/2022
P4220721090		Bethesda	MD		10/05/2022	7.875	1,676,983		(357)				2,007,770	07/24/2022
P2009020434		BULVERDE	TX		01/14/2021	5.250	249,706		(195)				340,000	12/11/2020
P5220116098		Mableton	GA		03/30/2022	4.375	200,176		(158)				365,000	02/04/2022
P2009021611		Newark	NJ		06/29/2021	5.750	201,591		(2,347)				330,000	07/09/2020
P4220619681		Aurora	CO		10/05/2022	5.990	160,139		21				463,000	05/17/2022
P4220721388		Coral Springs	FL		10/19/2022	8.500	1,156,666		(22)				1,390,250	06/23/2022
P2009020446		Santa Barbara	CA		02/09/2021	3.990	703,429		(38)				1,150,000	11/30/2020
P2009023729		Aurora	IL		03/30/2022	4.000	129,159		(25)				250,000	12/07/2021
P4220519189		Pembroke Pines	FL		08/24/2022	6.375	785,401		65				1,000,000	05/09/2022
P5220216365		Amelia Court House	VA		05/04/2022	6.750	179,777		(163)				345,000	02/17/2022
P5220923044		Brentwood	CA		11/02/2022	6.875	547,140		(22)				1,050,000	08/31/2022
P2009024507		Schertz	TX		07/27/2022	7.375	254,692		(67)				275,000	05/17/2022
P2009024995		Orinda	CA		10/05/2022	6.625	1,246,721		(12)				1,800,000	08/16/2022
P4220821885		Santa Ana	CA		11/02/2022	7.500	608,186		(27)				1,200,000	08/02/2022
P2009025074		Kerman	CA		11/16/2022	6.875	525,187		(13)				650,000	09/21/2022

ANNUAL STATEMENT FOR THE YEAR 2022 OF THE AMERICAN EQUITY INVESTMENT LIFE INSURANCE COMPANY

SCHEDULE B - PART 1

Showing All Mortgage Loans OWNED December 31 of Current Year

1	2	Location		5	6	7	8	Change in Book Value/Recorded Investment					14	15
		3	4					9	10	11	12	13		
Loan Number	Code	City	State	Loan Type	Date Acquired	Rate of Interest	Book Value/Recorded Investment Excluding Accrued Interest	Unrealized Valuation Increase (Decrease)	Current Year's (Amortization)/ Accretion	Current Year's Other-Than-Temporary Impairment Recognized	Capitalized Deferred Interest and Other	Total Foreign Exchange Change in Book Value	Value of Land and Buildings	Date of Last Appraisal or Valuation
P2009020452		San Diego	CA		02/09/2021	3.990	904,912		(50)				1,210,000	12/08/2020
P2009025026		Everett	WA		11/16/2022	7.375	534,737		(40)				741,000	09/06/2022
P2009024339		Ft Washington	MD		07/27/2022	8.500	411,875		(166)				460,000	04/29/2022
P2002802501		Livermore	CA		06/25/2020	4.750	983,771		488				2,000,000	01/15/2020
P5220821955		New Orleans	LA		10/19/2022	8.625	216,783		(25)				264,000	08/11/2022
P2009021628		Boca Raton	FL		06/29/2021	5.500	226,637		(321)				438,000	03/10/2021
P5210212018		Myrtle Beach	SC		04/09/2021	6.125	101,674		(85)				163,000	08/08/2019
P4220923611		Commerce City	CO		11/02/2022	9.625	769,477		(1,553)				885,000	09/05/2022
P2009023829		Durango	CO		05/04/2022	4.875	483,459		(221)				731,000	02/17/2022
P4220923856		Isle of Palms	SC		11/16/2022	6.750	999,875		(25)				1,720,000	09/05/2022
P2009023280		Naples	FL		03/09/2022	4.875	684,071		(572)				950,000	12/06/2021
P5220216644		CAYCE	SC		05/04/2022	6.625	321,432		(295)				380,000	03/01/2022
P5220619599		North Bay Village	FL		09/07/2022	7.500	379,426		(82)				560,000	06/16/2022
P5220922804		Walkerton	IN		11/30/2022	10.250	122,832		(9)				153,000	10/08/2022
P5220116031		Rancho Mirage	CA		04/20/2022	5.250	1,242,572		(917)				2,000,000	03/01/2022
P2009020463		FIRESTONE	CO		01/27/2021	5.500	470,378		(302)				523,000	11/17/2020
P5220620163		Miami	FL		10/19/2022	7.250	504,409		(30)				900,000	08/30/2022
P5220821669		Rosenberg	TX		11/30/2022	6.875	335,985		6				403,000	08/25/2022
P2009020087		Tinley Park	IL		12/18/2020	5.375	177,188		(1,341)				315,000	10/30/2019
P5220116207		Carmel	CA		03/30/2022	3.875	983,332		134				2,450,000	02/14/2022
P2009023377		Austin	TX		03/09/2022	7.375	455,484		(461)				480,000	01/12/2022
P1912016757		Eugene	OR		06/25/2020	4.990	151,474		134				406,000	12/17/2019
P4220216408		Winter Garden	FL		03/30/2022	5.250	437,892		(348)				473,000	02/15/2022
P2009024031		Houston	TX		06/02/2022	7.250	262,990		(169)				295,000	03/31/2022
P2009024213		Clovis	CA		06/15/2022	6.875	369,138		(127)				450,000	03/26/2022
P2009024668		Livingston	NJ		08/24/2022	7.875	602,731		(173)				826,500	06/16/2022
P5220620520		El Prado	NM		08/24/2022	7.875	407,520		(55)				980,000	04/18/2022
P5220822340		Miami	FL		11/16/2022	9.375	564,251		(49)				600,000	08/11/2022
P4220216651		Pembroke Pines	FL		04/20/2022	5.625	341,216		(283)				372,000	03/14/2022
P5220720707		Campbell	CA		09/07/2022	8.375	1,477,239		(351)				2,030,000	06/19/2022
P2009021928		Richmond	CA		07/30/2021	5.875	273,964		(359)				495,000	04/13/2021
P4191209711		Birmingham	MI		06/25/2020	4.375	435,562		98				882,000	01/22/2020
P2009023441		Phoenix	AZ		03/09/2022	6.500	1,299,366		(761)				1,586,800	01/05/2022
P4220317402		Miami	FL		06/15/2022	6.250	593,284		(327)				1,280,000	05/02/2022
P5220922997		DOUGLASVILLE	GA		11/02/2022	9.250	388,496		(43)				550,000	05/27/2022
P4221025266		Queen Creek	AZ		12/28/2022	9.125	1,337,592		(8)				1,685,000	11/03/2022
P2009023900		West Hills	CA		05/18/2022	4.990	1,501,448		(220)				1,950,078	02/21/2022
P5220822380		PANAMA CITY	FL		11/30/2022	7.625	1,139,714		(31)				1,400,000	09/06/2022
P2009023080		Anthony	FL		12/28/2021	5.500	227,089		(2,334)				281,000	11/04/2021
P5220720700		Naples	FL		09/07/2022	8.625	392,415		(64)				550,000	07/19/2022
P2009023302		Rockville	MD		03/09/2022	7.990	349,061		(359)				440,000	12/15/2021
P5220720724		Orinda	CA		09/07/2022	7.125	933,077		(103)				1,742,000	04/12/2022
P2009020138		Jersey City	NJ		12/18/2020	6.500	221,306		(212)				345,000	03/11/2020
P2009021413		Fresno	CA		05/28/2021	6.000	180,393		(245)				250,000	01/06/2021
P5220418442		Rockwall	TX		07/27/2022	5.125	175,797		40				267,000	10/25/2021
P5220620544		Hull	MA		09/07/2022	7.500	681,987		(121)				1,280,000	07/14/2022
P2009023260		Fishers	IN		03/09/2022	4.875	1,414,663		(1,255)				2,042,000	11/01/2021
P5220821841		Dunwoody	GA		10/19/2022	8.125	544,110		(78)				781,000	07/19/2022
P2009023723		Venice	FL		03/30/2022	3.500	207,077		(42)				365,000	11/18/2021
P2009023452		Indianapolis	IN		04/06/2022	7.750	167,456		(164)				210,000	01/10/2022
P5220418565		Andover	KS		07/27/2022	6.875	244,573		(49)				325,000	05/05/2022
P2009023665		Raleigh	NC		03/30/2022	3.750	143,190		(29)				240,000	11/18/2021

ANNUAL STATEMENT FOR THE YEAR 2022 OF THE AMERICAN EQUITY INVESTMENT LIFE INSURANCE COMPANY

SCHEDULE B - PART 1

Showing All Mortgage Loans OWNED December 31 of Current Year

1	2	Location		5	6	7	8	Change in Book Value/Recorded Investment					14	15
		3	4					9	10	11	12	13		
Loan Number	Code	City	State	Loan Type	Date Acquired	Rate of Interest	Book Value/Recorded Investment Excluding Accrued Interest	Unrealized Valuation Increase (Decrease)	Current Year's (Amortization)/ Accretion	Current Year's Other-Than-Temporary Impairment Recognized	Capitalized Deferred Interest and Other	Total Foreign Exchange Change in Book Value	Value of Land and Buildings	Date of Last Appraisal or Valuation
P2009023751		Missouri City	TX		05/04/2022	7.500	529,238		(443)				1,106,000	01/24/2022
P2009023376		North Charleston	SC		03/09/2022	6.500	177,238		(157)				200,000	01/04/2022
P5220721459		Sevierville	TN		11/30/2022	8.500	401,709		(9)				700,000	08/08/2022
P2009024708		Neptune	NJ		08/24/2022	8.990	375,690		(94)				470,000	06/08/2022
P2009023366		STOCKTON	CA		03/09/2022	4.750	257,935		(296)				390,000	11/22/2021
P2009020582		TINLEY PARK	IL		03/12/2021	6.500	193,465		(134)				225,000	01/07/2021
P5220216538		Scottsdale	AZ		03/30/2022	5.250	408,341		(346)				665,000	02/17/2022
P5220721346		Swansboro	NC		11/02/2022	8.125	333,712		(51)				379,000	09/05/2022
P2009024148		Tolleson	AZ		07/13/2022	8.500	233,664		(106)				425,000	05/03/2022
P2009023987		Uppr Marlboro	MD		06/02/2022	7.250	455,146		(292)				511,974	02/24/2022
P5220216434		San Rafael	CA		04/20/2022	6.250	685,869		(533)				870,000	02/10/2022
P2009024944		Annandale	VA		11/16/2022	8.990	684,582		(46)				834,000	09/21/2022
P2009023058		Las Vegas	NV		12/28/2021	5.125	356,444		(315)				437,000	09/29/2021
P4221024390		Austin	TX		11/16/2022	7.500	462,778		(41)				900,000	10/03/2022
P2009020123		Corona	NY		12/18/2020	6.750	919,385		(850)				1,300,000	02/24/2020
P2009023315		Keymar	MD		03/09/2022	5.990	318,547		(342)				385,000	12/15/2021
P4220821783		Frederickbg	VA		10/05/2022	7.500	294,566		(50)				700,000	08/11/2022
P5220721076		WOODLAND PARK	NJ		11/02/2022	8.250	362,690		(39)				440,000	06/10/2022
P2009020129		Boca Raton	FL		12/18/2020	6.129	305,182		(299)				716,000	02/23/2020
P2009023756		Hyattsville	MD		04/20/2022	6.990	296,716		(268)				330,000	02/09/2022
P2009022108		Colorado Springs	CO		08/17/2021	5.875	385,715		(517)				495,000	04/19/2021
P2009023902		Fresno	CA		05/18/2022	6.125	232,166		(86)				295,000	03/16/2022
P5220518891		San Antonio	TX		08/10/2022	6.990	141,563		(5)				185,000	06/08/2022
P2009023763		VISALIA	CA		05/04/2022	6.125	232,457		(225)				336,150	11/08/2021
P5221024537		North Richland Hills	TX		12/14/2022	7.750	278,192		(9)				377,000	09/29/2022
P2009021408		Upper Darby	PA		05/28/2021	6.375	105,251		(142)				135,000	01/22/2021
P2009021906		Brooklyn	NY		07/30/2021	5.625	235,304		2,029				672,000	02/09/2021
P4220721176		Bonita Springs	FL		10/05/2022	8.750	1,005,451		(170)				1,075,000	08/02/2022
P5220923216		Reunion	FL		12/14/2022	7.250	158,956		(6)				223,000	08/04/2022
P2009024987		Las Vegas	NV		10/19/2022	8.875	750,882		(97)				950,000	09/02/2022
P4220720711		San Antonio	TX		08/24/2022	8.875	104,297		(26)				290,000	07/14/2022
P4211115062		Lutz	FL		07/27/2022	6.625	189,366		17				335,000	04/20/2022
P5220923193		Turlock	CA		12/14/2022	7.375	333,549		(13)				420,000	08/16/2022
P8210800018		Columbia	SC		09/03/2021	4.625	143,979		1,803				215,000	06/18/2021
P4220216677		Miami Gardens	FL		03/30/2022	4.990	230,360		(146)				300,000	12/18/2021
P2009024661		Boca Raton	FL		08/24/2022	8.125	464,969		(130)				525,000	06/16/2022
P4200110272		Kennesaw	GA		06/25/2020	5.250	396,983		196				530,000	02/05/2020
P2009020355		Bronx	NY		01/29/2021	6.000	438,052		(545)				570,000	09/10/2020
P5220317780		Menifee	CA		05/18/2022	6.250	304,384		(171)				535,000	03/17/2022
P5220822599		Edgewater	FL		11/30/2022	7.125	230,029		(2)				305,000	10/06/2022
P5220924043		Jersey City	NJ		12/28/2022	8.875	1,429,355		(152)				1,900,000	10/06/2022
P4220720836		Palm Bay	FL		10/05/2022	6.750	207,140		(41)				350,000	08/02/2022
P5220923882		Newburgh	NY		11/30/2022	7.500	406,269		(199)				568,000	10/07/2022
P5221025231		Pompano Beach	FL		12/14/2022	8.625	208,760		(9)				260,000	09/19/2022
P5220721096		Los Angeles	CA		10/05/2022	8.990	1,437,282		(236)				1,845,000	07/27/2022
P5220922771		Santa Rosa Beach	FL		11/30/2022	8.125	526,335		(26)				685,000	09/19/2022
P2009023101		Staten Island	NY		12/28/2021	4.375	495,686		(464)				760,000	11/12/2021
P2009020105		Rego Park	NY		12/18/2020	5.625	476,474		(934)				750,000	12/20/2019
P2009023078		Nolensville	TN		12/28/2021	4.750	732,283		(585)				920,000	11/02/2021
P2009023050		Jamaica	NY		12/28/2021	5.125	540,253		(4,364)				665,000	10/09/2021
P2009021780		Woodruff	SC		07/15/2021	4.625	228,019		2,972				340,000	06/03/2021
P2009022069		Gilboa	NY		08/17/2021	5.250	406,331		(575)				560,000	03/22/2021

ANNUAL STATEMENT FOR THE YEAR 2022 OF THE AMERICAN EQUITY INVESTMENT LIFE INSURANCE COMPANY

SCHEDULE B - PART 1

Showing All Mortgage Loans OWNED December 31 of Current Year

1	2	Location		5	6	7	8	Change in Book Value/Recorded Investment					14	15
		3	4					9	10	11	12	13		
Loan Number	Code	City	State	Loan Type	Date Acquired	Rate of Interest	Book Value/Recorded Investment Excluding Accrued Interest	Unrealized Valuation Increase (Decrease)	Current Year's (Amortization)/ Accretion	Current Year's Other-Than-Temporary Impairment Recognized	Capitalized Deferred Interest and Other	Total Foreign Exchange Change in Book Value	Value of Land and Buildings	Date of Last Appraisal or Valuation
P5220115988		Sterling	VA.		04/20/2022	3.625	382,728		34				516,000	02/15/2022
P2009022123		Doral	FL.		08/17/2021	5.625	337,151		(462)				470,000	04/17/2021
P5221024334		Port Hueneme	CA.		11/16/2022	7.500	415,204		(18)				680,000	09/21/2022
P2009021592		Sag Harbor	NY.		06/29/2021	5.625	1,324,189		(14,394)				2,300,000	02/05/2021
P5220316892		HENDERSON	NV.		04/20/2022	5.625	1,365,372		(822)				1,900,000	02/22/2022
P4220317543		Lynchburg	VA.		05/18/2022	6.125	433,253		(172)				525,000	04/22/2022
P2009023874		Fort Myers	FL.		05/04/2022	6.990	160,050		(142)				178,000	03/02/2022
P2009023131		Aventura	FL.		12/28/2021	5.375	270,852		(233)				405,000	06/28/2021
P2009023811		Huntington Beach	CA.		05/04/2022	5.875	986,260		(869)				1,175,000	02/03/2022
P4191209617		Coral Springs	FL.		06/25/2020	5.500	237,462		115				400,000	01/09/2020
P2009024883		Elgin	IL.		10/19/2022	8.990	265,033		(30)				320,000	08/24/2022
P2009020635		SAN ANTONIO	TX.		03/26/2021	6.250	417,793		(317)				550,000	01/28/2021
P5220923603		Naples	FL.		12/14/2022	7.250	397,937		(16)				593,000	06/08/2022
P2009023753		Orlando	FL.		04/06/2022	3.990	407,024		9				530,000	01/25/2022
P4220216307		Port Angeles	WA.		04/06/2022	5.990	259,704		(63)				380,000	02/18/2022
P2009021634		New York	NY.		06/29/2021	6.000	970,803		(11,830)				2,650,000	03/05/2021
P5221024151		Dallas	TX.		12/28/2022	8.250	1,297,909		(13)				2,850,000	06/27/2022
P2009024751		Houston	TX.		09/21/2022	9.990	312,065		(48)				340,000	07/15/2022
P2009023292		Brandywine	MD.		03/09/2022	7.125	380,808		(195)				405,000	11/16/2021
P2009020556		SPRING HILL	FL.		02/24/2021	7.875	185,613		(90)				253,000	12/29/2020
P5220317221		MONROE	NC.		05/18/2022	6.375	130,730		(85)				281,000	03/23/2022
P5220317036		La Quinta	CA.		04/20/2022	5.750	710,457		(598)				875,000	02/25/2022
P4220923000		Wintergreen Resort	VA.		12/14/2022	8.750	404,286		(7)				495,000	09/13/2022
P5220923103		Monterey Park	CA.		11/02/2022	6.875	393,553		(16)				830,000	08/31/2022
P5221025192		Euharlee	GA.		12/28/2022	8.990	197,965		(2)				317,000	10/27/2022
P5220923470		Bronx	NY.		11/02/2022	6.875	812,335		(32)				1,150,000	08/02/2022
P2009023331		Boca Raton	FL.		03/09/2022	6.250	383,067		(401)				455,000	01/04/2022
P2009020603		Galveston	TX.		03/26/2021	6.500	1,519,930		(1,107)				1,905,000	02/02/2021
P2009022076		Margate	FL.		08/17/2021	6.000	190,993		(253)				245,000	04/06/2021
P4220620265		Richmond	VA.		09/07/2022	7.250	350,466		(46)				440,000	07/18/2022
P2009024584		Frederick	MD.		07/27/2022	7.990	301,968		(103)				345,000	05/11/2022
P2009020134		Riverhead	NY.		12/18/2020	6.500	101,112		(95)				250,000	04/17/2020
P5220620385		Orlando	FL.		08/24/2022	8.125	333,628		(105)				406,000	07/07/2022
P2009023354		Robbinsville	NJ.		04/06/2022	8.125	279,109		(261)				375,000	11/02/2021
P1911015649		Los Angeles	CA.		06/25/2020	5.625	805,364		(5,303)				1,280,000	11/25/2019
P5220822067		Homestead	FL.		10/19/2022	8.250	192,893		(27)				265,000	08/25/2022
P4200110339		Philadelphia	PA.		06/25/2020	5.625	96,923		1,208				135,000	02/13/2020
P2009024674		Montesano	WA.		11/30/2022	6.375	166,104		(2)				410,000	06/06/2022
P2009023802		Oak Lawn	IL.		05/04/2022	6.875	260,629		(233)				291,000	02/10/2022
P4220822236		MEDFORD	OR.		10/19/2022	8.375	236,940		(33)				290,000	07/28/2022
P5220720853		Sebastian	FL.		09/07/2022	8.500	328,692		(84)				395,000	06/23/2022
P5221024748		ATTLEBORO	MA.		12/28/2022	7.750	303,538		(2)				402,000	08/23/2022
P5220417815		HIGHLAND	CA.		05/18/2022	6.750	282,906		(142)				365,000	03/10/2022
P2009023635		Auburn	GA.		04/20/2022	6.500	209,677		(199)				265,000	02/01/2022
P4220316961		North Hills	CA.		05/04/2022	7.990	1,006,193		(605)				1,375,000	03/21/2022
P2009023582		Port St Lucie	FL.		04/20/2022	7.375	234,967		(220)				261,000	01/24/2022
P4220216533		Gilbert	AZ.		03/30/2022	4.990	581,114		(395)				755,000	01/24/2022
P5221024543		Lansing	IL.		12/14/2022	7.375	255,996		(8)				405,000	09/20/2022
P2009024971		Lakewood	CA.		11/30/2022	7.500	532,727		10				726,000	07/25/2022
P2009020589		Fair Oaks	CA.		02/24/2021	6.125	469,094		(6,267)				600,000	01/11/2021
P2009021600		Bear	DE.		06/29/2021	5.125	199,316		1,100				423,000	03/09/2021
P5220923362		Orlando	FL.		11/02/2022	8.875	164,472		(23)				225,000	08/24/2022

ANNUAL STATEMENT FOR THE YEAR 2022 OF THE AMERICAN EQUITY INVESTMENT LIFE INSURANCE COMPANY

SCHEDULE B - PART 1

Showing All Mortgage Loans OWNED December 31 of Current Year

1	2	Location		5	6	7	8	Change in Book Value/Recorded Investment					14	15
		3	4					9	10	11	12	13		
Loan Number	Code	City	State	Loan Type	Date Acquired	Rate of Interest	Book Value/Recorded Investment Excluding Accrued Interest	Unrealized Valuation Increase (Decrease)	Current Year's (Amortization)/ Accretion	Current Year's Other-Than-Temporary Impairment Recognized	Capitalized Deferred Interest and Other	Total Foreign Exchange Change in Book Value	Value of Land and Buildings	Date of Last Appraisal or Valuation
P4220317223		WOODLAND HILLS	CA		04/20/2022	5.125	1,489,005		(740)				1,850,000	03/16/2022
P4220216680		Whittier	CA		04/20/2022	5.375	752,704		(671)				900,000	03/03/2022
P4220721564		Chula Vista	CA		10/05/2022	8.500	345,691		(37)				450,000	08/18/2022
P4220317215		Beverly Hills	FL		05/04/2022	5.750	99,174		(63)				130,000	03/25/2022
P5220115989		Sterling	VA		05/04/2022	3.625	407,794		73				557,000	02/15/2022
P2009022096		Belford	NJ		08/17/2021	5.500	192,153		(266)				340,000	04/13/2021
P2009023667		Marietta	GA		03/30/2022	4.000	151,397		(12)				202,000	09/03/2021
P5221025117		Oceanside	CA		12/14/2022	8.125	774,604		(26)				1,000,000	10/14/2022
P5220317117		MANALAPAN	NJ		05/18/2022	5.500	129,900		(55)				168,500	02/28/2022
P2009024848		Afton	MN		11/16/2022	8.990	818,990		(42)				1,299,000	08/15/2022
P5221125449		Shelton	WA		12/14/2022	8.500	576,313		(21)				780,000	10/25/2022
P5220316897		Ventura	CA		05/04/2022	6.250	749,114		(694)				790,000	01/26/2022
P4221024812		Cedar Hill	TX		12/14/2022	9.375	680,479		(25)				834,000	10/24/2022
P5220216440		NORFOLK	MA		05/04/2022	5.750	231,863		59				380,000	02/14/2022
P2009024513		Loganville	GA		07/27/2022	8.250	254,239		(84)				305,000	05/09/2022
P2009020650		New Smyrna Beach	FL		03/26/2021	5.625	324,900		(229)				470,000	01/27/2021
P5220923546		St Pete Beach	FL		12/14/2022	8.990	242,214		(10)				289,900	09/23/2022
P2009023537		Odessa	FL		04/20/2022	5.500	454,551		(502)				615,000	01/02/2022
P4191209704		Bartlett	IL		06/25/2020	5.125	173,520		86				310,000	02/20/2020
P5211215476		Kent	WA		04/06/2022	4.875	744,969		(637)				1,120,000	01/05/2022
P2009020262		West Grove	PA		12/30/2020	5.375	303,437		(404)				375,000	10/05/2020
P2009025013		Roswell	GA		11/16/2022	8.990	724,387		(58)				775,000	09/02/2022
P2009021468		New City	NY		05/28/2021	5.250	496,599		(736)				645,000	12/15/2020
P2009020647		Land O Lakes	FL		04/09/2021	6.990	165,477		(134)				280,000	11/13/2020
P2009020358		Warwick	RI		01/29/2021	6.000	207,755		(258)				290,000	09/05/2020
P5220216619		Thousand Oaks	CA		04/06/2022	5.250	772,199		(216)				920,000	02/20/2022
P5220316949		Houston	TX		05/04/2022	7.750	398,967		(325)				420,000	03/08/2022
P2002017876		Woodbridge	VA		06/25/2020	6.500	93,914		44				310,000	01/31/2020
P5220619928		Chicago	IL		11/30/2022	6.750	1,340,734		3				2,100,000	06/27/2022
P5220922756		Greensboro	NC		11/02/2022	8.990	1,432,490		(196)				1,525,000	09/08/2022
P5221024842		Huntington Beach	CA		12/14/2022	7.990	795,291		(34)				1,400,000	10/06/2022
P5220720994		Graham	TX		09/21/2022	7.750	127,917		(25)				190,000	07/10/2022
P4220518805		Oakland Park	FL		07/13/2022	8.375	402,764		(36)				710,000	05/20/2022
P5210212019		Hendersonville	TN		04/09/2021	4.875	164,505		2,339				553,000	02/11/2020
P2009020505		Campbell	CA		02/24/2021	3.990	760,709		(41)				1,260,000	01/05/2021
P2009020224		Troutdale	OR		12/30/2020	5.750	445,136		(95)				614,000	11/09/2020
P4191007911		Weslaco	TX		06/25/2020	5.250	228,216		120				340,000	02/20/2020
P2009024957		Tavernier	FL		11/30/2022	8.990	678,479		(26)				880,000	08/19/2022
P5220316869		Santa Clarita	CA		05/04/2022	5.125	779,619		(484)				1,050,000	02/11/2022
P2009025126		Winter Park	FL		11/30/2022	7.625	352,393		(25)				460,000	09/20/2022
P2009023045		Robbinsville	NJ		12/28/2021	5.000	624,587		(5,029)				880,000	09/20/2021
P5220216482		KISSIMEE	FL		05/04/2022	8.250	418,370		(323)				608,000	02/24/2022
P2009024816		Downey	CA		09/21/2022	8.375	1,120,728		(219)				1,200,000	07/05/2022
P5220317067		Spring	TX		05/18/2022	5.750	157,819		(132)				255,000	03/22/2022
P5220923550		Lorain	OH		11/16/2022	9.625	117,017		(9)				125,000	09/09/2022
P4191109209		Birmingham	MI		06/25/2020	4.250	697,135		146				1,185,000	01/17/2020
P5220822433		Harlingen	TX		11/16/2022	7.990	176,586		(19)				260,000	08/09/2022
P5220418149		Martindale	TX		06/29/2022	8.875	271,418		(140)				320,000	04/21/2022
P2009020454		TRACY	CA		01/27/2021	5.990	380,840		(256)				585,000	11/12/2020
P4220822133		Austin	TX		10/19/2022	7.250	968,708		(141)				1,730,000	08/05/2022
P5220822182		Leeds	AL		11/02/2022	7.375	121,323		(16)				189,000	08/01/2022
P2009023564		Baltimore	MD		05/04/2022	7.375	256,379		(218)				285,000	01/27/2022

ANNUAL STATEMENT FOR THE YEAR 2022 OF THE AMERICAN EQUITY INVESTMENT LIFE INSURANCE COMPANY

SCHEDULE B - PART 1

Showing All Mortgage Loans OWNED December 31 of Current Year

1	2	Location		5	6	7	8	Change in Book Value/Recorded Investment					14	15
		3	4					9	10	11	12	13		
Loan Number	Code	City	State	Loan Type	Date Acquired	Rate of Interest	Book Value/Recorded Investment Excluding Accrued Interest	Unrealized Valuation Increase (Decrease)	Current Year's (Amortization)/ Accretion	Current Year's Other-Than-Temporary Impairment Recognized	Capitalized Deferred Interest and Other	Total Foreign Exchange Change in Book Value	Value of Land and Buildings	Date of Last Appraisal or Valuation
P2009020474		EDGEWOOD	MD.		01/27/2021	6.500	155,076		(97)				200,000	11/25/2020
P2009020500		Baltimore	MD.		02/09/2021	5.990	176,902		(109)				255,000	12/01/2020
P2009020547		Bradenton	FL.		02/09/2021	7.990	160,608		(109)				235,000	12/31/2020
P4211114771		New Fairfield	CT.		05/18/2022	6.875	285,486		(179)				490,000	04/08/2022
P2009022109		Hermitage	TN.		08/17/2021	5.500	155,444		(215)				335,000	04/27/2021
P5220720996		Graham	TX.		09/21/2022	7.750	129,937		(25)				193,000	07/05/2022
P2009021877		Nyack	NY.		07/30/2021	5.000	285,416		(322)				561,000	02/22/2021
P2009023644		Rockville	MD.		04/20/2022	7.250	626,000		(551)				696,000	01/25/2022
P5220316945		Tucson	AZ.		05/04/2022	5.990	232,313		(159)				299,000	03/16/2022
P2009024373		Lemoore	CA.		07/27/2022	6.625	179,586		8				383,000	04/14/2022
P2009023268		Deer Park	TX.		03/09/2022	6.625	232,731		(95)				255,500	11/30/2021
P2009022128		Gilbert	AZ.		08/17/2021	6.000	701,196		(958)				1,050,000	04/07/2021
P4221024324		Bent Mountain	VA.		12/14/2022	8.625	1,397,638		(34)				1,700,000	09/28/2022
P2009025002		Tolleson	AZ.		11/16/2022	8.990	340,228		(27)				468,000	09/05/2022
P4220418124		GALLOWAY	NJ.		06/29/2022	6.990	224,450		(114)				285,000	04/18/2022
P2009021779		Easley	SC.		07/15/2021	4.625	135,806		1,770				203,000	06/04/2021
P2008802558		Mill Valley	CA.		08/14/2020	4.500	667,299						1,210,000	02/26/2020
P4220418312		PHILADELPHIA	PA.		06/15/2022	7.625	286,526		(173)				341,000	05/09/2022
P5220519201		Apple Valley	CA.		08/10/2022	6.250	525,321						980,000	04/28/2022
P2009020531		MIAMI	FL.		02/02/2021	6.990	406,828		(228)				475,000	12/14/2020
P2009024327		Las Vegas	NV.		07/27/2022	6.500	205,216		(55)				450,000	04/08/2022
P2009023679		Philadelphia	PA.		03/30/2022	4.000	146,490		(29)				236,000	09/08/2021
P2009023708		Binghamton	NY.		03/30/2022	5.625	129,345		(22)				185,000	01/12/2022
P4220116193		Morro Bay	CA.		04/20/2022	3.990	522,320		(122)				1,000,000	02/21/2022
P2009020363		Kent	WA.		01/29/2021	6.250	335,337		(413)				480,000	09/02/2020
P2009023664		Canton	GA.		03/30/2022	4.000	142,555		(12)				190,000	09/05/2021
P5220822519		Lake Jackson	TX.		11/02/2022	8.990	337,408		(46)				365,000	06/02/2022
P2009023436		Bellwood	IL.		04/06/2022	5.875	183,316		(159)				225,000	12/29/2021
P2009024019		Laurel	MD.		06/02/2022	6.625	353,051		(173)				430,000	03/22/2022
P4220620455		Thomson	GA.		09/07/2022	8.990	177,314		(42)				205,000	07/19/2022
P2009025085		Las Vegas	NV.		11/16/2022	6.875	211,917		(5)				415,000	09/16/2022
P2009021386		Inwood	NY.		05/28/2021	6.000	610,412		(850)				786,000	11/26/2020
P2009023106		Phoenix	AZ.		12/28/2021	5.000	204,775		(182)				380,000	11/22/2021
P2009020386		Estacada	OR.		01/29/2021	5.625	388,855		(1,250)				765,000	08/06/2020
P4191108993		Pittsburgh	PA.		06/25/2020	5.250	258,929		1,049				345,000	12/30/2019
P2009023324		Naugatuck	CT.		04/06/2022	7.500	168,159		(168)				180,000	11/07/2021
P5220317312		La Quinta	CA.		05/18/2022	5.500	404,660		(358)				630,000	03/24/2022
P5220116058		Marietta	GA.		03/09/2022	4.375	226,785		(139)				335,000	01/22/2022
P2009023655		Houston	TX.		03/30/2022	3.500	132,298		(12)				182,500	10/25/2021
P2009021339		FORT WORTH	TX.		05/28/2021	6.000	460,091		(3,780)				800,000	11/12/2020
P5220821662		Lebanon	NJ.		10/19/2022	7.500	853,371		(133)				1,266,000	07/07/2022
P2009020554		LANHAM	MD.		02/09/2021	6.500	263,041		(154)				309,000	12/26/2020
P2009020254		Wesley Chapel	FL.		01/14/2021	6.375	234,821		(127)				293,000	10/20/2020
P2009022104		Portland	OR.		08/17/2021	5.875	341,341		(475)				450,000	04/14/2021
P2009023252		Hamden	CT.		03/09/2022	7.375	181,604		(176)				240,000	11/25/2021
P2009023824		Riverside	CA.		05/18/2022	6.250	433,838		(356)				485,000	01/20/2022
P5221024653		Richmond	TX.		11/30/2022	8.125	359,923		(25)				443,000	09/08/2022
P5221024820		Marathon	FL.		12/14/2022	8.375	1,321,444		(41)				1,625,000	10/17/2022
P1910015085		Snowflake	AZ.		06/25/2020	5.125	188,293		94				422,000	12/05/2019
P4220619910		Molalla	OR.		08/24/2022	9.875	1,155,290		(173)				1,250,000	06/03/2022
P2009023650		New Braunfels	TX.		03/30/2022	3.750	194,033		(39)				268,000	11/18/2021
P2009020064		Brooklyn	NY.		12/18/2020	5.875	1,225,870		(19,276)				2,500,000	08/26/2019

ANNUAL STATEMENT FOR THE YEAR 2022 OF THE AMERICAN EQUITY INVESTMENT LIFE INSURANCE COMPANY

SCHEDULE B - PART 1

Showing All Mortgage Loans OWNED December 31 of Current Year

1	2	Location		5	6	7	8	Change in Book Value/Recorded Investment					14	15
		3	4					9	10	11	12	13		
Loan Number	Code	City	State	Loan Type	Date Acquired	Rate of Interest	Book Value/Recorded Investment Excluding Accrued Interest	Unrealized Valuation Increase (Decrease)	Current Year's (Amortization)/ Accretion	Current Year's Other-Than-Temporary Impairment Recognized	Capitalized Deferred Interest and Other	Total Foreign Exchange Change in Book Value	Value of Land and Buildings	Date of Last Appraisal or Valuation
P5220721255	Baltimore	MD.....	10/05/2022	8.375	172,188	(19)	280,000	07/21/2022
P2009020620	ANDERSON	SC.....	03/26/2021	6.250	151,947	108	201,000	12/14/2020
P5220317151	COLUMBIA	TN.....	07/13/2022	5.990	201,497	(76)	261,100	05/23/2022
P2009024681	Springfield	VA.....	08/10/2022	8.375	575,233	(118)	715,000	06/10/2022
P5220216261	Land O' Lakes	FL.....	03/30/2022	7.375	418,180	(407)	565,000	02/07/2022
P4220316884	Centennial	CO.....	06/02/2022	5.375	582,368	(386)	700,000	04/29/2022
P2009023689	Nashville	TN.....	03/30/2022	5.000	147,450	(10)	330,000	01/05/2022
P2009020117	Roslyn Heights	NY.....	12/18/2020	5.672	330,325	(341)	555,000	02/01/2020
P5220418555	Greer	AZ.....	06/15/2022	7.990	224,514	(140)	265,000	04/08/2022
P4220216552	Pismo Beach	CA.....	03/30/2022	7.625	764,768	(721)	900,000	03/01/2022
P2009023784	Des Moines	WA.....	04/20/2022	6.250	442,661	(431)	558,500	02/12/2022
P4200110254	Anaheim	CA.....	06/25/2020	5.250	708,112	349	839,000	02/21/2020
P5220822400	Lincoln	NE.....	11/16/2022	8.990	163,230	(15)	291,000	07/28/2022
P5220923830	Cleveland	TN.....	12/28/2022	7.990	241,475	1	332,000	09/07/2022
P2009023671	Kissimmee	FL.....	03/30/2022	5.000	149,470	(10)	284,000	12/28/2021
P2009023501	North Las Vegas	NV.....	05/04/2022	4.250	285,897	(103)	405,000	01/20/2022
P2009023084	Brooklyn	NY.....	12/28/2021	5.125	1,254,609	(1,103)	1,750,000	08/11/2021
P2009020654	Pennsauken	NJ.....	04/09/2021	6.500	154,284	(114)	190,000	02/06/2021
P4211115152	Princeton	NJ.....	03/09/2022	4.625	2,044,493	(1,427)	4,200,000	01/05/2022
P5220619773	Plainfield	IL.....	09/21/2022	7.125	206,355	(20)	345,000	07/21/2022
P2009025143	Bentonville	AR.....	12/14/2022	7.375	810,904	(29)	1,100,000	09/28/2022
P2009023568	North Bergen	NJ.....	04/06/2022	6.990	448,287	(443)	530,000	11/19/2021
P2009023270	Baltimore	MD.....	03/09/2022	6.625	235,500	(227)	255,000	12/21/2021
P5220418325	Saint Johns	FL.....	08/10/2022	7.875	471,971	(169)	570,000	05/03/2022
P2009023686	Philadelphia	PA.....	03/30/2022	4.000	160,442	(31)	250,000	09/17/2021
P4220317200	Delray Beach	FL.....	04/20/2022	5.875	1,654,875	(841)	1,900,000	03/16/2022
P2009024894	Clayton	DE.....	09/21/2022	8.990	199,315	(35)	300,000	07/15/2022
P2009023342	Denver	CO.....	03/09/2022	5.250	358,392	(325)	495,000	12/15/2021
P5220720725	Buckeye	AZ.....	10/05/2022	7.500	311,239	(62)	705,000	07/11/2022
P2009020441	FRISCO	TX.....	01/14/2021	7.250	518,533	(312)	735,000	11/17/2020
P5220317405	Palmetto	FL.....	05/18/2022	7.990	452,774	(328)	480,000	03/14/2022
P4220518904	Estero	FL.....	08/10/2022	5.875	344,046	900,000	05/31/2022
P5220317021	CINCINNATI	OH.....	05/18/2022	6.250	105,690	(92)	169,000	03/15/2022
P4220518881	Fayetteville	GA.....	07/27/2022	7.990	954,913	(362)	1,304,000	05/31/2022
P2009021548	Auburn	WA.....	06/29/2021	5.125	328,232	(3,136)	472,000	02/21/2021
P2009024536	Claymont	DE.....	07/27/2022	6.990	245,815	(59)	325,000	04/18/2022
P5220822320	MACOMB	MI.....	11/30/2022	8.750	694,147	(32)	850,000	08/23/2022
P2009025088	Vero Beach	FL.....	11/16/2022	8.500	219,632	(19)	288,000	09/13/2022
P5220216481	Westlake Village	CA.....	03/30/2022	5.625	1,254,220	(306)	1,500,000	02/12/2022
P2009024051	Leesburg	VA.....	06/15/2022	7.625	412,492	(263)	490,000	04/01/2022
P4220619775	Philadelphia	PA.....	08/24/2022	7.625	348,086	(87)	420,000	06/15/2022
P4220821707	BULVERDE	TX.....	10/19/2022	7.125	299,023	(15)	395,000	07/12/2022
P2009021619	Chicago	IL.....	06/29/2021	5.875	182,038	(2,258)	275,000	03/15/2021
P2009020232	Hurricane	UT.....	12/30/2020	6.625	253,095	(139)	299,500	11/19/2020
P5220923780	Trenton	MI.....	11/30/2022	9.250	266,459	(16)	310,000	09/15/2022
P4220216668	HghInds Ranch	CO.....	05/04/2022	4.625	442,100	(188)	710,000	03/02/2022
P2009022040	Ahwahnee	CA.....	08/17/2021	5.500	525,914	(732)	740,000	03/25/2021
P2009020536	LAUDERHILL	FL.....	02/24/2021	5.375	245,240	(159)	370,000	01/07/2021
P2009021934	Great Neck	NY.....	07/30/2021	5.625	539,070	(724)	850,000	03/30/2021
P2009023087	Brentwood	CA.....	12/28/2021	5.125	162,291	7,252	1,037,000	11/04/2021
P5220923221	Hilton Head Island	SC.....	12/14/2022	8.125	370,018	(18)	535,000	07/30/2022
P2009020045	Cypress	TX.....	12/16/2020	4.875	1,543,786	(635)	2,675,000	10/05/2020

ANNUAL STATEMENT FOR THE YEAR 2022 OF THE AMERICAN EQUITY INVESTMENT LIFE INSURANCE COMPANY

SCHEDULE B - PART 1

Showing All Mortgage Loans OWNED December 31 of Current Year

1	2	Location		5	6	7	8	Change in Book Value/Recorded Investment					14	15
		3	4					9	10	11	12	13		
Loan Number	Code	City	State	Loan Type	Date Acquired	Rate of Interest	Book Value/Recorded Investment Excluding Accrued Interest	Unrealized Valuation Increase (Decrease)	Current Year's (Amortization)/ Accretion	Current Year's Other-Than-Temporary Impairment Recognized	Capitalized Deferred Interest and Other	Total Foreign Exchange Change in Book Value	Value of Land and Buildings	Date of Last Appraisal or Valuation
P2009020313		Los Angeles	CA		12/30/2020	4.625	303,174		(440)				440,000	10/23/2020
P2009024566		Oklahoma City	OK		08/10/2022	7.125	144,435		(29)				204,000	05/20/2022
P2009020033		WYCKOFF	NJ		12/16/2020	4.875	357,292		(265)				640,000	09/03/2020
P2009024671		Las Vegas	NV		08/10/2022	8.375	187,841		(38)				215,000	06/06/2022
P2009020552		Brandywine	MD		02/09/2021	6.500	256,475		(150)				300,000	12/30/2020
P2009024931		Pearland	TX		10/19/2022	7.875	331,340		(45)				420,000	08/05/2022
P4220316947		Columbus	OH		05/04/2022	5.500	242,789		(29)				317,000	03/14/2022
P2009020602		MATAWAN	NJ		03/12/2021	6.625	282,225		(238)				400,000	12/14/2020
P5221024675		Midland	TX		12/14/2022	9.990	794,174		(26)				1,000,000	10/11/2022
P5220316974		Burbank	CA		06/02/2022	5.500	514,313		(271)				990,000	03/03/2022
P2009020204		Hollywood	FL		12/30/2020	6.750	292,954		(307)				410,000	09/22/2020
P2009024808		Otis	OR		09/21/2022	7.750	562,080		(80)				685,000	07/11/2022
P2009023657		Dickinson	TX		03/30/2022	3.500	177,744		(16)				235,000	11/03/2021
P2009022127		Boca Raton	FL		08/17/2021	5.500	451,851		(626)				765,000	04/30/2021
P2009021411		Quakertown	PA		05/28/2021	5.875	370,359		(521)				510,000	01/12/2020
P2009021777		Gastonia	NC		07/15/2021	4.625	196,034		2,555				290,000	06/09/2021
P2009024769		Baltimore	MD		10/19/2022	9.125	185,525		(1)				262,000	07/15/2022
P5220519221		Las Vegas	NV		07/27/2022	7.375	680,192		(299)				835,000	05/23/2022
P5220619714		Orlando	FL		08/10/2022	8.250	377,162		(79)				425,000	06/14/2022
P2009024361		Baltimore	MD		09/07/2022	6.750	212,296		(21)				390,000	05/12/2022
P4200110270		Newtown	PA		06/25/2020	4.750	469,581		241				937,000	02/03/2020
P5220922785		West Palm Beach	FL		11/16/2022	7.750	134,923		(13)				240,000	09/13/2022
P2009023126		JAMAICA	NY		12/28/2021	4.750	716,290		(650)				1,040,000	11/05/2021
P2009021335		Pompano Beach	FL		05/28/2021	5.500	150,387		(220)				224,000	12/11/2020
P5221024881		Woodstock	GA		12/14/2022	9.375	289,148		(5)				425,000	09/14/2022
P5220317333		Greenwood	IN		05/04/2022	6.625	153,276		(140)				235,000	02/22/2022
P4220216499		Scottsdale	AZ		04/20/2022	5.500	414,640		(276)				775,000	03/17/2022
P2009023908		Cedar Park	TX		07/27/2022	5.500	623,522		(23)				885,000	04/13/2022
P2009024819		Pacifica	CA		08/24/2022	7.249	1,085,387		(25)				1,525,000	07/04/2022
P2009020493		PIEDMONT	SC		01/27/2021	6.500	193,532		(116)				243,000	11/30/2020
P2009021566		Ozone Park	NY		06/29/2021	5.625	544,168		(765)				715,000	12/15/2020
P4220822585		Byhalia	MS		10/05/2022	6.625	186,834		(12)				308,500	08/16/2022
P4220720966		Saint John	IN		10/19/2022	8.990	340,073		(40)				410,000	07/01/2022
P2009023778		Miami	FL		05/04/2022	5.250	272,193		(204)				442,000	02/14/2022
P5220822226		San Antonio	TX		11/02/2022	8.000	240,227		(13)				390,000	06/09/2022
P4220317509		Mission Viejo	CA		05/18/2022	6.125	960,505		(317)				1,110,000	03/30/2022
P2009021625		Delray Beach	FL		06/29/2021	6.375	210,729		(276)				280,000	03/24/2021
P5220418419		Clarksville	TN		08/10/2022	8.750	207,077		(72)				303,000	05/17/2022
P5220923599		Rio Rancho	NM		12/14/2022	6.999	212,512		(1)				455,000	09/01/2022
P5220720710		Burley	ID		08/24/2022	6.990	219,494		(30)				270,000	06/15/2022
P5220418032		Kingsland	TX		06/15/2022	6.500	185,328		(74)				305,000	04/27/2022
P2009023800		Riverbank	CA		05/18/2022	6.625	507,516		(427)				599,950	03/23/2022
P2009023742		Woodbridge	VA		04/20/2022	6.875	327,452		(300)				387,000	02/02/2022
P5220418255		Galveston	TX		07/13/2022	8.375	261,945		(134)				449,500	05/02/2022
P4220216227		Winter Springs	FL		03/30/2022	5.750	774,120		(828)				935,000	02/24/2022
P2009023294		Rosharon	TX		03/09/2022	6.125	259,750		(273)				313,000	11/05/2021
P5220923239		Portland	OR		12/14/2022	7.500	268,706		(10)				501,000	08/11/2022
P2009021554		Bridgeport	CT		06/29/2021	6.125	251,869		(340)				350,000	02/03/2021
P4220115973		DEPTFORD	NJ		03/09/2022	4.875	184,849		(187)				282,000	02/07/2022
P5220620529		University Heights	OH		09/21/2022	8.875	554,420		(111)				625,000	07/13/2022
P2009020352		Exeter	RI		01/29/2021	5.750	376,796		(479)				526,000	08/20/2020
P2009021367		Brooklyn	NY		05/28/2021	6.000	731,457		(10,101)				1,300,000	12/28/2020

ANNUAL STATEMENT FOR THE YEAR 2022 OF THE AMERICAN EQUITY INVESTMENT LIFE INSURANCE COMPANY

SCHEDULE B - PART 1

Showing All Mortgage Loans OWNED December 31 of Current Year

1	2	Location		5	6	7	8	Change in Book Value/Recorded Investment					14	15
		3	4					9	10	11	12	13		
Loan Number	Code	City	State	Loan Type	Date Acquired	Rate of Interest	Book Value/Recorded Investment Excluding Accrued Interest	Unrealized Valuation Increase (Decrease)	Current Year's (Amortization)/ Accretion	Current Year's Other-Than-Temporary Impairment Recognized	Capitalized Deferred Interest and Other	Total Foreign Exchange Change in Book Value	Value of Land and Buildings	Date of Last Appraisal or Valuation
P2009021569		Valley Stream	NY		06/29/2021	6.125	582,827		(9,134)				760,000	01/21/2021
P2009023530		Midlothian	TX		04/20/2022	5.250	754,885		(556)				811,000	01/20/2022
P2009020230		Myrtle Beach	SC		12/30/2020	6.625	198,997		(148)				246,000	11/02/2020
P4220822337		Orlando	FL		10/19/2022	8.250	146,214		(21)				239,000	08/04/2022
P2009025031		Lutherville	MD		11/16/2022	6.750	172,025		(6)				335,000	09/15/2022
P2009021558		Brooklyn	NY		06/29/2021	5.875	407,016		(5,049)				2,315,000	01/20/2021
P2009021545		Gig Harbor	WA		06/29/2021	5.750	442,880		(618)				570,000	02/19/2021
P4220821636		New Orleans	LA		10/05/2022	8.990	254,478		(42)				380,000	07/07/2022
P5220822076		Marietta	GA		10/05/2022	8.990	527,651		(86)				635,000	08/04/2022
P5220216800		Kissimmee	FL		05/18/2022	6.500	494,250		(405)				585,000	03/15/2022
P2009023051		Syosset	NY		12/28/2021	5.125	1,664,421		(8,435)				2,150,000	09/29/2021
P4211215628		The Villages	FL		03/09/2022	3.875	769,452		(31)				865,000	01/06/2022
P5220216650		NEW BALTIMORE	MI		04/20/2022	6.250	266,521		(260)				388,000	02/21/2022
P2009024844		Coral Springs	FL		09/07/2022	8.990	525,683		(125)				719,000	07/11/2022
P5220519080		Frisco	TX		08/10/2022	8.500	566,790		(222)				845,000	05/24/2022
P2009021364		East Wenatchee	WA		05/28/2021	5.125	182,827		(932)				420,000	11/11/2020
P4220116091		Kissimmee	FL		03/09/2022	4.990	103,870		(104)				330,000	02/02/2022
P2009020250		FALLBROOK	CA		12/16/2020	7.000	444,728		(501)				575,000	10/19/2020
P4220216670		Fort Lauderdale	FL		04/20/2022	4.875	307,913		(196)				845,000	03/09/2022
P2009021382		Bucksport	ME		05/28/2021	6.375	137,529		(485)				205,000	12/15/2020
P2009025004		Old Saybrook	CT		11/16/2022	8.990	452,547		(36)				590,000	09/09/2022
P2009023455		SANTA ROSA BEACH	FL		04/20/2022	3.990	242,949		(46)				326,000	12/17/2021
P2009020177		Hoytsville	UT		12/16/2020	7.990	296,880		(195)				395,000	10/28/2020
P2009020438		Lehigh Acres	FL		02/02/2021	5.875	167,912		(76)				225,000	12/16/2020
P5220721182		Reunion	FL		10/05/2022	7.250	840,909		(173)				1,370,000	08/03/2022
P2009020616		Lehigh Acres	FL		04/09/2021	5.625	224,777		(129)				300,000	01/22/2021
P4220923174		Austin	TX		11/30/2022	7.250	1,425,505		(1,160)				1,740,000	05/27/2022
P4211215230		Killeen	TX		03/30/2022	4.750	110,425		(88)				143,000	02/15/2022
P2009020546		HYATTSVILLE	MD		02/24/2021	6.250	196,145		(117)				260,000	12/03/2020
P2009020460		SUGAR LAND	TX		01/27/2021	5.250	315,747		826				695,000	12/02/2020
P2009021363		WHITESTONE	NY		05/28/2021	4.875	137,508		(509)				295,000	11/06/2020
P4220316862		Parkland	FL		05/04/2022	5.500	581,350		(472)				1,270,000	03/01/2022
P2009020571		Fort Washington	MD		03/12/2021	6.125	259,062		(186)				357,000	01/13/2021
P4220923039		Gilbert	AZ		11/02/2022	8.250	1,225,713		(71)				1,400,000	08/03/2022
P5220216456		Lubbock	TX		05/04/2022	6.250	332,228		(285)				394,990	03/04/2022
P2009023597		Salt Lake City	UT		05/04/2022	6.990	277,442		(245)				350,000	12/14/2021
P2009024385		Montgomery Village	MD		07/27/2022	8.125	199,856		(84)				225,000	05/06/2022
P2009020464		TAMPA	FL		01/27/2021	6.750	188,983		(109)				235,000	12/11/2020
P4220721062		Sarasota	FL		09/21/2022	8.990	443,467		(77)				534,000	05/13/2022
P2009023719		Garland	TX		03/30/2022	3.500	189,557		(38)				294,000	12/27/2021
P4220721303		Milpitas	CA		10/05/2022	7.625	1,120,070		(16)				1,650,000	08/10/2022
P5220720553		Newport Beach	CA		09/07/2022	7.375	737,459		(22)				1,525,000	04/29/2022
P5220923888		Newburgh	NY		11/30/2022	7.500	322,355		(158)				450,000	10/19/2022
P2009021575		Delray Beach	FL		06/29/2021	5.875	267,784		(368)				376,000	02/19/2021
P5220822512		Palm Springs	CA		10/05/2022	7.250	614,172		(49)				1,500,000	08/01/2022
P2009023318		Round Lake	IL		03/09/2022	6.625	172,995		1,291				296,000	11/18/2021
P2009021437		Ville Platte	LA		05/28/2021	5.875	106,687		(1,453)				157,000	01/22/2021
P2009023698		Cleveland	OH		03/30/2022	3.750	129,409		(26)				230,000	12/06/2021
P2001017064		Coral Springs	FL		06/25/2020	7.250	100,000		42				140,000	12/12/2019
P2009024409		Burr Ridge	IL		08/10/2022	6.250	534,523		(54)				665,000	05/16/2022
P2009020502		BLADENSBURG	MD		02/09/2021	6.875	194,289		(130)				250,000	12/14/2020
P5220821975		SEMINOLE	TX		11/02/2022	8.990	451,577		(53)				720,000	09/01/2022

ANNUAL STATEMENT FOR THE YEAR 2022 OF THE AMERICAN EQUITY INVESTMENT LIFE INSURANCE COMPANY

SCHEDULE B - PART 1

Showing All Mortgage Loans OWNED December 31 of Current Year

1	2	Location		5	6	7	8	Change in Book Value/Recorded Investment					14	15
		3	4					9	10	11	12	13		
Loan Number	Code	City	State	Loan Type	Date Acquired	Rate of Interest	Book Value/Recorded Investment Excluding Accrued Interest	Unrealized Valuation Increase (Decrease)	Current Year's (Amortization)/ Accretion	Current Year's Other-Than-Temporary Impairment Recognized	Capitalized Deferred Interest and Other	Total Foreign Exchange Change in Book Value	Value of Land and Buildings	Date of Last Appraisal or Valuation
P2009020375		Northport	NY		01/29/2021	6.125	563,089		(471)	6,688			730,000	08/18/2020
P20090203693		Lake Zurich	IL		03/30/2022	5.000	214,453		(39)				355,000	12/20/2021
P5221024150		Arizona City	AZ		11/30/2022	8.750	195,186		(11)				262,000	08/12/2022
P20090204823		Cedar Park	TX		09/21/2022	8.375	331,448		(58)				430,000	07/19/2022
P5220821813		Anna	TX		10/05/2022	7.375	307,749		(22)				470,000	08/09/2022
P20090203507		Afton	OK		05/18/2022	4.875	359,193		(201)				447,500	11/23/2021
P5220418279		Sarasota	FL		08/10/2022	8.500	221,892		(81)				265,000	04/04/2022
P20090204026		Cedar Hill	TX		06/02/2022	9.125	237,637		(147)				280,000	03/08/2022
P2009020056		Kew Gardens Hills	NY		12/18/2020	5.125	172,117		(1,787)				368,000	06/14/2019
P20090204893		Saint Charles	MO		09/21/2022	6.990	195,779		(6)				269,000	07/27/2022
P20090204856		Forest Hill	MD		09/07/2022	8.250	371,206		(97)				446,000	07/15/2022
P20090204272		Greenville	TX		07/13/2022	7.625	646,001		(341)				765,000	04/03/2022
P2009020307		Rimrock	AZ		12/30/2020	5.125	133,090		(181)				235,000	11/03/2020
P5220316912		Daphne	AL		06/15/2022	8.250	506,825		(317)				550,000	03/10/2022
P20090203309		Las Vegas	NV		03/09/2022	5.990	185,407		(182)				250,000	12/16/2021
P5211215368		Pembroke Pines	FL		03/30/2022	5.375	206,350		(159)				250,000	12/27/2021
P20090203703		Baytown	TX		03/30/2022	3.500	79,626		(16)				203,600	11/22/2021
P4220923522		Dania Beach	FL		12/14/2022	7.500	354,649		(11)				460,000	10/01/2022
P2009020507		SPRING	TX		02/09/2021	6.750	147,315		(88)				175,000	12/17/2020
P20090203085		Freedom	ME		12/28/2021	5.250	231,247		(201)				323,000	10/25/2021
P20090203113		Brooklyn	NY		12/28/2021	4.500	944,924		(876)				1,325,000	09/30/2021
P20090203812		Stockton	CA		05/18/2022	6.990	258,765		(210)				374,981	01/17/2022
P20090205098		Silver Spring	MD		11/16/2022	9.375	466,809		(41)				563,000	09/12/2022
P4220115878		Highland	MI		04/20/2022	6.750	305,793		(273)				362,000	02/21/2022
P4220720816		Loxahatchee	FL		09/07/2022	8.250	643,120		(102)				695,000	07/22/2022
P8220200004		Mesa	AZ		11/02/2022	4.550	218,794		818				300,000	01/13/2022
P4220216390		Irvine	CA		04/20/2022	3.990	1,657,612		(280)				2,160,000	02/18/2022
P20090204714		San Jose	CA		08/24/2022	8.375	1,326,387		(357)				1,750,000	06/22/2022
P20090204954		Southaven	MS		10/19/2022	8.625	304,489		(41)				350,000	08/17/2022
P4220316905		Lake Elsinore	CA		04/20/2022	5.990	364,570		(286)				502,000	03/14/2022
P4200110273		Sandy Springs	GA		06/25/2020	7.990	1,070,681		(16,502)				1,457,000	11/26/2019
P2009020568		Newark	CA		03/12/2021	4.990	605,770		(258)				927,500	01/07/2021
P20090203394		Phoenix	AZ		03/09/2022	6.250	322,488		(322)				385,000	12/06/2021
P20090203063		Longboat Key	FL		12/28/2021	5.375	1,368,777		(718)				1,900,000	10/27/2021
P5220518819		Spokane	WA		07/27/2022	6.250	371,921		(16)				660,000	05/09/2022
P2009021582		FLUSHING	NY		06/29/2021	5.875	254,202		(350)				405,000	12/07/2020
P20090203966		Des Plaines	IL		06/02/2022	7.125	309,893		(129)				349,000	03/16/2022
P1912016246		Salisbury	MA		06/25/2020	5.875	373,985		(907)				677,000	12/19/2019
P20090203917		Austin	TX		05/18/2022	6.250	1,075,973		(124)				1,390,000	02/20/2022
P4220418374		Bloomfield	CT		06/15/2022	6.625	239,074		(82)				335,000	05/03/2022
P20090203117		Levittown	PA		12/28/2021	4.500	418,836		(869)				545,000	10/20/2021
P2009021375		Melville	NY		05/28/2021	6.500	465,929		(621)				640,000	01/01/2021
P4220920491		Yellow Springs	OH		11/16/2022	7.375	2,142,236		(164)				2,600,000	08/26/2022
P5220922933		Eagle	ID		11/16/2022	7.500	1,552,363		(137)				2,000,000	08/19/2022
P5220620536		Placentia	CA		09/07/2022	7.625	720,902		(98)				1,011,000	05/11/2022
P4220216606		Encino	CA		05/04/2022	5.125	1,225,412		(268)				2,210,000	03/15/2022
P4220115974		Deland	FL		05/18/2022	4.500	191,355		(63)				413,990	02/08/2022
P5220822165		Phoenix	AZ		11/02/2022	7.750	728,605		(112)				1,620,000	07/12/2022
P2009021352		Las Vegas	NV		05/28/2021	6.000	115,083		(161)				415,000	11/24/2020
P4220116020		Coconut Grove	FL		04/20/2022	3.990	790,663		23				1,225,000	01/31/2022
P4220518820		Littleton	CO		07/27/2022	6.125	580,612		(74)				1,260,000	06/10/2022
P2009021577		Weston	CT		06/29/2021	6.000	362,027		(493)				465,000	02/08/2021

ANNUAL STATEMENT FOR THE YEAR 2022 OF THE AMERICAN EQUITY INVESTMENT LIFE INSURANCE COMPANY

SCHEDULE B - PART 1

Showing All Mortgage Loans OWNED December 31 of Current Year

1	2	Location		5	6	7	8	Change in Book Value/Recorded Investment					14	15
		3	4					9	10	11	12	13		
Loan Number	Code	City	State	Loan Type	Date Acquired	Rate of Interest	Book Value/Recorded Investment Excluding Accrued Interest	Unrealized Valuation Increase (Decrease)	Current Year's (Amortization)/ Accretion	Current Year's Other-Than-Temporary Impairment Recognized	Capitalized Deferred Interest and Other	Total Foreign Exchange Change in Book Value	Value of Land and Buildings	Date of Last Appraisal or Valuation
P5220922952		Canton	GA		12/14/2022	7.250	206,431		(8)				503,000	09/13/2022
P2009023878		Saint Petersburg	FL		05/04/2022	5.250	197,392		(67)				245,000	02/10/2022
P2009021333		Hemet	CA		05/28/2021	5.500	363,718		(530)				540,000	09/19/2020
P2009024485		Phoenix	AZ		08/24/2022	7.375	313,554		(88)				379,000	06/13/2022
P1911016090		Marietta	GA		06/25/2020	4.875	254,949		(3,193)				1,070,000	11/05/2019
P2009020532		Avalon	NJ		02/02/2021	4.875	2,190,588		(1,474)				3,000,000	01/06/2021
P2009020503		SUISUN CITY	CA		02/09/2021	6.125	291,732		(177)				415,000	12/12/2020
P2009022130		Hewitt	NJ		08/17/2021	5.875	301,818		(405)				420,000	04/30/2021
P4220822362		Lewisburg	PA		10/05/2022	7.500	1,133,764		(225)				1,365,000	08/05/2022
P2009020562		Los Angeles	CA		03/12/2021	4.500	724,758		(247)				1,560,000	01/25/2021
P2009024943		Henrico	VA		10/19/2022	8.990	182,816		(23)				230,000	08/08/2022
P2009023696		Crowley	TX		03/30/2022	5.000	100,488		(7)				220,000	12/22/2021
P4220316989		Casselberry	FL		04/20/2022	6.750	133,201		(124)				155,000	03/22/2022
P5220923890		Newburgh	NY		11/30/2022	7.500	276,270		(169)				365,000	09/21/2022
P4220923402		Palisade	CO		11/02/2022	7.990	537,745		(68)				715,000	08/06/2022
P2009022051		Federal Way	WA		08/17/2021	5.625	404,349		(557)				520,000	04/14/2021
P4220519451		Staunton	VA		09/21/2022	6.875	175,974		(7)				221,000	06/23/2022
P2009024312		Hagerstown	MD		07/13/2022	7.875	246,485		(125)				275,000	04/27/2022
P5220519432		Spicewood	TX		08/10/2022	7.250	420,484		(120)				780,000	06/11/2022
P4200110349		St. Cloud	FL		06/25/2020	6.250	231,747		105				305,000	02/25/2020
P5220822206		Milwaukee	WI		10/19/2022	8.500	138,217		(19)				200,000	09/06/2022
P2009025012		San Juan Capistrano	CA		11/02/2022	6.625	1,478,907		(11)				5,500,000	08/30/2022
P2009024596		Kansas City	MO		09/07/2022	6.750	866,539		(1)				1,300,000	07/11/2022
P4220418471		BON AQUA	TN		06/29/2022	8.250	325,501		(172)				385,000	05/06/2022
P4220317441		Miami Beach	FL		05/18/2022	6.375	153,115		(54)				375,000	02/04/2022
P4220821900		Sacramento	CA		10/19/2022	7.375	238,981		(37)				400,000	08/03/2022
P5220216773		Inverness	IL		05/18/2022	7.625	529,349		(401)				630,000	02/23/2022
P2009022063		GREAT NECK	NY		08/17/2021	5.375	165,178		(233)				268,000	03/03/2021
P5220317230		Dacula	GA		05/04/2022	6.500	367,717		(322)				422,000	03/02/2022
P5221024244		Phoenix	AZ		11/30/2022	7.990	1,546,955		(109)				2,000,000	09/08/2022
P4211215458		Yukon	PA		03/09/2022	6.125	199,268		(139)				215,000	01/04/2022
P2009024803		Clifton	NJ		09/21/2022	8.625	516,555		(107)				555,000	07/22/2022
P5220923568		Barrington	IL		11/16/2022	8.875	416,555		(11)				461,000	09/09/2022
P2009024716		Hagerstown	MD		09/07/2022	8.500	205,332		(34)				236,000	06/30/2022
P5220721119		Costa Mesa	CA		09/21/2022	7.500	2,440,108		(457)				2,950,000	07/22/2022
P2009023578		Brandon	MS		04/20/2022	7.500	263,718		(245)				292,000	01/12/2022
P5220518963		Le Roy	IN		07/13/2022	6.250	211,223		(42)				260,000	02/22/2022
P2009023446		Jacksonville	FL		03/09/2022	6.250	182,479		(237)				235,000	01/20/2022
P5220619660		Plainview	TX		08/10/2022	7.375	145,108		(45)				355,000	06/01/2022
P2009024029		Orlando	FL		08/10/2022	6.990	180,469		(78)				265,000	04/14/2022
P2009020628		EVANSTON	IL		04/09/2021	6.125	224,260		(101)				320,000	01/03/2021
P4220821937		West Monroe	LA		10/05/2022	8.990	273,525		(45)				316,000	08/16/2022
P2009020566		ROSWELL	GA		02/02/2021	4.750	592,257		(341)				750,000	12/22/2020
P2001017503		Lombard	IL		06/25/2020	5.990	160,526		(488)				260,000	01/23/2020
P4220721025		Port St. Lucie	FL		09/07/2022	8.990	729,719		(114)				835,000	05/11/2022
P2009024179		Houston	TX		07/13/2022	8.125	219,401		(52)				250,000	04/12/2022
P5220822618		Antioch	CA		10/19/2022	6.875	537,574		(14)				850,000	08/11/2022
P2009020545		LOS ANGELES	CA		03/26/2021	5.625	325,020		(204)				540,000	01/27/2021
P2009024119		Delano	CA		06/15/2022	7.500	194,516		(122)				335,000	03/15/2022
P2009021596		Shelter Island Heights	NY		06/29/2021	5.375	1,397,823		(2,006)				2,325,000	03/03/2021
P2009023420		Hyattsville	MD		03/09/2022	5.875	291,238		(194)				350,000	12/23/2021
P4220317727		San Antonio	FL		06/15/2022	6.750	277,931		(111)				300,000	04/14/2022

ANNUAL STATEMENT FOR THE YEAR 2022 OF THE AMERICAN EQUITY INVESTMENT LIFE INSURANCE COMPANY

SCHEDULE B - PART 1

Showing All Mortgage Loans OWNED December 31 of Current Year

1	2	Location		5	6	7	8	Change in Book Value/Recorded Investment					14	15
		3	4					9	10	11	12	13		
Loan Number	Code	City	State	Loan Type	Date Acquired	Rate of Interest	Book Value/Recorded Investment Excluding Accrued Interest	Unrealized Valuation Increase (Decrease)	Current Year's (Amortization)/ Accretion	Current Year's Other-Than-Temporary Impairment Recognized	Capitalized Deferred Interest and Other	Total Foreign Exchange Change in Book Value	Value of Land and Buildings	Date of Last Appraisal or Valuation
P2009023852		Leesburg	VA		05/04/2022	4.875	1,990,434		(551)				2,708,000	02/26/2022
P2009024492		Ft Lauderdale	FL		08/24/2022	6.500	1,427,881		.65				2,400,000	06/28/2022
P2009023822		Pflugerville	TX		05/04/2022	7.500	148,545		(106)				370,000	02/12/2022
P5220721116		Hamden	CT		09/21/2022	8.125	335,920		(66)				419,000	06/15/2022
P2009024508		Dinuba	CA		08/10/2022	6.990	153,580		(34)				220,000	05/12/2022
P2009025097		Pasadena	CA		11/30/2022	6.990	487,439		(4)				690,000	09/21/2022
P5220216333		MANALAPAN	NJ		04/20/2022	5.250	155,037		(90)				200,000	02/10/2022
P2009023535		Saint George	UT		05/04/2022	5.375	198,609		(180)				380,000	01/19/2022
P2002017784		Brentwood	TN		06/25/2020	6.750	451,171		(2,125)				660,000	02/10/2020
P2009024868		Sun City	AZ		09/21/2022	8.990	479,809		(95)				580,000	07/15/2022
P5221024140		Diberville	MS		12/28/2022	9.875	195,632		(1)				213,000	10/21/2022
P2009023926		Easton	MD		05/18/2022	6.375	271,066		(47)				330,000	02/25/2022
P2009020085		Flushing	NY		12/18/2020	5.875	475,100		(953)				796,000	10/31/2019
P2009023936		College Park	MD		05/18/2022	7.375	313,286		(244)				370,000	02/22/2022
P2009023434		Springfield	VA		03/09/2022	7.250	520,511		(510)				550,000	01/24/2022
P5221125764		Joliet	IL		12/28/2022	8.625	564,113		(5)				685,000	08/04/2022
P2009020095		Staten Island	NY		12/18/2020	5.625	290,532		(2,250)				468,000	12/03/2019
P2009022058		Hallandale Beach	FL		08/17/2021	5.750	369,538		(501)				475,000	04/01/2021
P2009020518		El Dorado Hills	CA		02/24/2021	3.990	1,592,765		(87)				2,800,000	01/05/2021
P2009020600		PORT SAINT LUCIE	FL		03/12/2021	8.250	247,218		(145)				328,000	12/29/2020
P2009022044		Farmington	ME		08/17/2022	5.625	114,047		(157)				165,000	03/27/2021
P5220822626		HOUSTON	TX		11/16/2022	8.250	171,638		(8)				210,000	09/29/2022
P5220720807		Denver	CO		09/07/2022	7.990	695,090		(179)				890,000	05/26/2022
P2009021963		Fayetteville	AR		07/30/2021	4.625	217,372		2,834				347,000	06/09/2021
P5221024547		Waterbury	CT		11/30/2022	8.500	289,433		(15)				355,000	07/13/2022
P2009025092		Summerville	SC		11/30/2022	6.875	395,140		(6)				495,000	09/22/2022
P2009023977		Tinton Falls	NJ		06/02/2022	7.625	215,545		(164)				275,000	03/09/2022
P4220317027		Golden	CO		04/20/2022	5.875	928,752		(766)				990,000	03/16/2022
P2009023304		Sykesville	MD		03/09/2022	6.375	261,801		(271)				295,000	11/30/2021
P2009023135		Staten Island	NY		12/28/2021	5.125	1,331,422		(1,171)				1,800,000	09/07/2021
P2009024843		Carmel	IN		11/02/2022	7.250	844,518		(22)				1,053,500	07/07/2022
P2009023053		Staten Island	NY		12/28/2021	4.500	679,115		(631)				950,000	10/07/2021
P4220821659		Wildwood	FL		09/21/2022	6.990	258,077		(15)				366,000	08/08/2022
P5220317706		Idaho Springs	CO		06/15/2022	7.250	478,536		(290)				506,000	04/04/2022
P5220821796		St Louis	MO		11/02/2022	7.999	194,618		(26)				257,000	07/21/2022
P5220821699		Fayetteville	AR		10/19/2022	8.500	542,270		(74)				970,000	07/25/2022
P1911015992		Bethany	CT		06/25/2020	4.500	104,450		(409)				255,000	01/18/2019
P2009021351		Redondo Beach	CA		05/28/2021	5.750	86,266		4,236				1,310,000	12/11/2020
P2009020522		JACKSONVILLE	FL		02/02/2021	6.500	233,030		(137)				290,000	11/23/2020
P2009025095		Mission Viejo	CA		11/16/2022	7.375	698,615		(10)				1,335,000	09/15/2022
P2009024652		Lilburn	GA		09/21/2022	8.625	273,043		(51)				310,000	07/18/2022
P2009023056		Hillside	NJ		12/28/2021	5.250	265,013		(231)				450,000	08/24/2021
P5221024285		LAS VEGAS	NV		11/16/2022	8.990	313,369		(20)				429,000	08/10/2022
P4220619795		Englewood	FL		10/05/2022	8.375	296,332		(19)				450,000	07/21/2022
P2009021378		Roslyn	NY		05/28/2021	6.250	1,036,931		(1,412)				1,700,000	12/23/2020
P2009023627		Effingham	SC		06/15/2022	6.250	206,921		(157)				270,000	01/12/2022
P4220619687		Afton	OK		08/10/2022	8.250	1,047,674		(219)				1,250,000	06/09/2022
P4220620141		KISSIMEE	FL		11/30/2022	9.990	424,685		(15)				485,000	10/07/2022
P5220317051		Dripping Springs	TX		05/04/2022	5.750	540,911		(300)				703,000	03/24/2022
P2009023096		Staten Island	NY		12/28/2021	4.250	379,633		(359)				625,000	10/26/2021
P8210800022		North Charleston	SC		09/03/2021	4.625	234,384		2,935				350,000	07/08/2021
P5220821728		Chicago	IL		10/05/2022	8.875	336,442		(4)				405,000	08/01/2022

ANNUAL STATEMENT FOR THE YEAR 2022 OF THE AMERICAN EQUITY INVESTMENT LIFE INSURANCE COMPANY

SCHEDULE B - PART 1

Showing All Mortgage Loans OWNED December 31 of Current Year

1	2	Location		5	6	7	8	Change in Book Value/Recorded Investment					14	15
		3	4					9	10	11	12	13		
Loan Number	Code	City	State	Loan Type	Date Acquired	Rate of Interest	Book Value/Recorded Investment Excluding Accrued Interest	Unrealized Valuation Increase (Decrease)	Current Year's (Amortization)/ Accretion	Current Year's Other-Than-Temporary Impairment Recognized	Capitalized Deferred Interest and Other	Total Foreign Exchange Change in Book Value	Value of Land and Buildings	Date of Last Appraisal or Valuation
P2009023761		Bridgewater	CT.		05/18/2022	7.875	351,308		(258)				510,000	02/10/2022
P4220822475		San Jose	CA.		10/05/2022	8.625	420,112		(839)				985,000	08/26/2022
P2009020322		Crystal Lake	IL.		12/30/2020	6.500	271,261		(159)				320,000	11/11/2020
P8210800025		Columbia	SC.		09/03/2021	4.625	170,766		2,138				250,000	07/02/2021
P2009021910		Washoe Valley	NV.		07/30/2021	6.375	1,269,216		(912)				2,475,000	03/31/2021
P5221024232		La Place	LA.		12/14/2022	9.500	172,000		(3)				201,000	09/28/2022
P5220317179		Manchester	NH.		05/18/2022	6.750	266,152		(573)				522,000	03/07/2022
P2009020619		North Las Vegas	NV.		03/12/2021	6.500	270,090		(211)				317,500	01/19/2021
P2009023047		Leonia	NJ.		12/28/2021	5.000	632,700		(4,275)				780,000	09/22/2021
P2009020570		Fremont	CA.		03/12/2021	4.990	564,701		(241)				1,078,000	12/29/2020
P2009020508		WEST VALLEY CITY	UT.		02/09/2021	7.625	211,927		(112)				300,000	12/22/2020
P2009023754		Ormond Beach	FL.		04/20/2022	4.990	734,757		(108)				955,000	01/27/2022
P2009025123		Las Vegas	NV.		11/30/2022	7.500	764,698		(42)				929,000	09/17/2022
P2009023850		NORTH HILLS	CA.		05/18/2022	4.625	454,819		(63)				1,000,000	02/18/2022
P2009024630		Lake Worth	FL.		08/24/2022	8.375	367,740		(43)				436,000	06/21/2022
P2009023405		Florida City	FL.		03/09/2022	7.375	274,359		(303)				311,000	01/04/2022
P5220518756		Tomball	TX.		07/27/2022	7.625	293,748		(122)				350,000	06/02/2022
P5220721432		Franktown	CO.		09/21/2022	7.625	679,846		(95)				850,000	05/27/2022
P5220822391		Granbury	TX.		11/16/2022	7.875	386,773		10				520,000	09/26/2022
P2009020467		MIAMI LAKES	FL.		02/09/2021	6.750	567,037		(188)				670,000	12/08/2020
P2001017268		Orlando	FL.		06/25/2020	6.250	160,383		(749)				229,000	01/27/2020
P5220518912		ORANGE BEACH	AL.		07/27/2022	6.990	796,625		1,024				1,075,000	05/19/2022
P4220316866		Denver	CO.		04/20/2022	5.375	130,257		(91)				169,000	03/11/2022
P2009022035		Squaw Valley	CA.		08/17/2021	6.000	160,949		(215)				314,000	01/29/2021
P5220923605		Houston	TX.		12/14/2022	7.125	703,501		(28)				900,000	07/06/2022
P2009023391		Netcong	NJ.		03/09/2022	6.500	247,897		(221)				280,000	11/17/2021
P4220317187		Irvine	CA.		05/19/2022	5.125	1,450,372		(545)				1,782,000	03/21/2022
P8210800019		Blythewood	SC.		09/03/2021	4.625	180,811		2,264				270,000	07/08/2021
P4220317322		Los Angeles	CA.		04/20/2022	5.990	632,930		(349)				685,000	03/23/2022
P4200110088		San Diego	CA.		06/25/2020	4.990	683,781		225				1,050,000	02/18/2020
P2009022114		El Dorado Hills	CA.		08/17/2021	5.500	1,869,447		(15,508)				2,975,000	04/01/2021
P5220216350		BAY ST LOUIS	MS.		05/18/2022	6.125	106,160		(101)				125,000	02/15/2022
P4220316908		Rossville	GA.		04/20/2022	6.375	145,843		(91)				200,000	03/25/2022
P4221024434		Rock Hill	SC.		12/14/2022	8.500	362,198		(4)				430,000	10/28/2022
P4220822627		Point Pleasant	NJ.		11/16/2022	7.990	670,736		(64)				860,000	08/15/2022
P2009023986		Charlotte	NC.		06/02/2022	6.625	358,282		(158)				496,959	03/25/2022
P2009024729		Charlotte	NC.		11/16/2022	10.250	248,360		(7)				365,000	07/18/2022
P2009023052		Raleigh	NC.		12/28/2021	4.750	370,954		(338)				485,000	11/11/2021
P4220216828		ENCINO	CA.		04/20/2022	6.875	1,723,319		(1,037)				1,850,000	03/02/2022
P4221024147		Destin	FL.		12/14/2022	7.375	591,176		(12)				725,000	10/18/2022
P4220923340		CHERRY HILL	NJ.		11/16/2022	9.625	532,473		(28)				575,000	08/31/2022
P2009024669		Kenilworth	NJ.		08/10/2022	7.750	422,548		163				593,000	05/25/2022
P4220216626		Cataldo	ID.		05/04/2022	4.500	237,918		(87)				470,000	03/30/2022
P4200110395		Cape Coral	FL.		06/25/2020	4.990	145,709		2,296				217,000	02/06/2020
P5220923767		Freehold	NJ.		12/14/2022	7.125	258,033		(10)				350,000	10/10/2022
P2009024710		Lindenhurst	IL.		09/07/2022	9.250	252,562		(58)				285,000	07/08/2022
P5220216474		Olney	MT.		05/04/2022	5.250	1,441,896		(756)				1,750,000	02/14/2022
P5221024959		Hot Springs	AR.		12/28/2022	9.990	313,420		(1)				401,000	10/18/2022
P2009020563		SOUTH BEND	IN.		02/24/2021	6.875	176,425		(145)				229,000	12/08/2020
P2009023281		Manassas	VA.		03/09/2022	6.500	395,801		(352)				475,000	12/07/2021
P1911015884		Rocklin	CA.		06/25/2020	6.875	859,189		(8,711)				1,110,000	12/19/2019
P2009021932		Sunny Isles Beach	FL.		07/30/2021	5.625	999,589		(11,961)				2,425,000	03/09/2021

ANNUAL STATEMENT FOR THE YEAR 2022 OF THE AMERICAN EQUITY INVESTMENT LIFE INSURANCE COMPANY

SCHEDULE B - PART 1

Showing All Mortgage Loans OWNED December 31 of Current Year

1	2	Location		5	6	7	8	Change in Book Value/Recorded Investment					14	15
		3	4					9	10	11	12	13		
Loan Number	Code	City	State	Loan Type	Date Acquired	Rate of Interest	Book Value/Recorded Investment Excluding Accrued Interest	Unrealized Valuation Increase (Decrease)	Current Year's (Amortization)/ Accretion	Current Year's Other-Than-Temporary Impairment Recognized	Capitalized Deferred Interest and Other	Total Foreign Exchange Change in Book Value	Value of Land and Buildings	Date of Last Appraisal or Valuation
P4220116102		Indian Land	SC		03/09/2022	4.375	310,680		(78)				345,000	01/31/2022
P2009023322		Katy	TX		03/09/2022	6.750	358,142		(204)				389,000	12/13/2021
P5220922874		Naples	FL		11/16/2022	6.990	586,722		(14)				727,000	08/17/2022
P4220518825		Lehigh Acres	FL		07/13/2022	7.875	149,839		(66)				365,000	05/27/2022
P2009024624		Waukegan	IL		08/24/2022	9.125	165,613		(41)				187,000	06/24/2022
P4220923719		Myrtle Beach	SC		12/14/2022	7.750	275,144		(13)				330,000	10/05/2022
P2009023585		Davie	FL		04/20/2022	5.750	500,551		(511)				850,000	01/14/2022
P2009023525		BOWIE	MD		04/06/2022	5.625	285,009		(155)				430,000	11/09/2021
P4220620218		Fayetteville	NC		08/24/2022	6.875	635,546		(73)				788,000	07/12/2022
P4220923800		Durango	CO		12/14/2022	7.750	809,803		(149)				1,000,000	10/01/2022
P2009023506		PACOMA	CA		04/06/2022	4.125	399,794		(193)				710,000	01/10/2022
P5220721156		Mountain View	CA		09/21/2022	7.250	662,382		(73)				3,570,000	07/15/2022
P5220216706		FORT MILL	SC		05/18/2022	6.000	287,763		(143)				435,000	03/15/2022
P2009021784		Summerville	SC		07/15/2021	4.625	171,014	2,229					255,000	06/10/2021
P2009022089		Woodbridge	VA		08/17/2021	5.375	656,922		(920)				905,000	04/19/2021
P2009020398		Delray Beach	FL		01/29/2021	5.625	158,709		(203)				260,000	09/28/2020
P2009023277		Willingboro	NJ		03/09/2022	6.750	241,864		(179)				305,000	12/16/2021
P2009023546		Plano	IL		04/06/2022	6.750	235,919		(221)				337,000	12/30/2021
P5220317720		St Petersburg	FL		06/02/2022	6.500	700,489		(409)				1,150,000	03/21/2022
P4220922841		Louisville	CO		10/19/2022	6.500	408,451		5				690,000	08/22/2022
P2009020550		MISSOURI CITY	TX		02/24/2021	5.125	659,486		(161)				750,000	01/09/2021
P2009023716		Jersey City	NJ		03/30/2022	5.250	624,788		(150)				825,000	12/09/2021
P5220821591		Humble	TX		11/16/2022	7.750	104,103		(3)				207,000	07/21/2022
P2009023435		Spicewood	TX		04/20/2022	4.750	2,034,797		(1,053)				3,780,000	01/11/2022
P4220821594		Davie	FL		09/21/2022	7.875	629,690		(101)				690,000	07/06/2022
P2009023983		Denver	CO		06/02/2022	6.750	349,230		(238)				445,000	03/09/2022
P5220721217		Eagle	CO		10/05/2022	6.750	1,235,194		(269)				1,700,000	07/29/2022
P5220923631		PORT ST LUCIE	FL		11/02/2022	9.375	487,058		(63)				553,000	08/19/2022
P2009021392		East Elmhurst	NY		05/28/2021	6.250	771,464		(1,051)				1,040,000	12/08/2020
P5220923235		Morganton	GA		12/14/2022	6.875	505,639		(7)				930,000	08/10/2022
P2009021403		Middle Village	NY		05/28/2021	5.625	596,835		(524)				756,000	12/31/2020
P2009023919		Adelphi	MD		05/04/2022	5.990	401,978		(218)				460,000	03/08/2022
P4220822714		Oakland	TN		11/30/2022	7.875	358,723		(10)				472,000	09/08/2022
P2009025000		Holladay	UT		11/16/2022	8.250	1,040,149		(46)				1,300,000	08/20/2022
P5220418192		MONTCLAIR	CA		06/02/2022	6.990	555,046		(385)				775,000	04/07/2022
P5220721474		Temple	TX		09/21/2022	8.990	350,511		(61)				435,000	07/20/2022
P5220519245		Port Saint Lucie	FL		10/05/2022	7.125	290,437		(61)				684,000	06/30/2022
P5220822070		New Orleans	LA		10/19/2022	8.500	291,194		(6)				355,000	05/05/2022
P2009021574		Massapequa	NY		06/29/2021	5.625	457,396		(5,798)				600,000	01/07/2021
P4220822482		Adrian	MI		11/02/2022	8.250	439,564		(55)				530,000	07/28/2022
P2009022073		Arlington	VA		08/17/2021	5.625	1,235,250		(1,693)				2,700,000	04/06/2021
P1912016907		Hollywood	MD		06/25/2020	5.625	380,643		184				475,000	01/02/2020
P2009025009		Glendale Hts	IL		11/16/2022	7.990	251,723		(23)				285,000	09/19/2022
P2009023368		Chicago	IL		03/09/2022	7.625	455,487		(466)				615,000	11/12/2021
P2009021467		Forest Hills	NY		05/28/2021	5.875	1,316,658		(1,180)				1,900,000	12/02/2020
P2009023767		Annapolis	MD		04/20/2022	7.250	305,553		(270)				365,000	02/16/2022
P2009024805		Las Vegas	NV		09/07/2022	6.750	474,907		(28)				590,000	06/30/2022
P2009020255		Upper Marlboro	MD		01/14/2021	7.250	240,268		(167)				296,000	10/19/2020
P4220923445		Fontana	CA		11/02/2022	6.625	264,759		(4)				403,000	08/17/2022
P5220822348		Lake Charles	LA		12/14/2022	8.125	286,874		(13)				344,000	09/01/2022
P5221125457		Boynton Beach	FL		12/14/2022	7.875	274,451		(7)				350,000	10/03/2022
P5220923225		Seminole	FL		12/14/2022	7.875	134,974		(5)				216,000	06/01/2022

ANNUAL STATEMENT FOR THE YEAR 2022 OF THE AMERICAN EQUITY INVESTMENT LIFE INSURANCE COMPANY

SCHEDULE B - PART 1

Showing All Mortgage Loans OWNED December 31 of Current Year

1	2	Location		5	6	7	8	Change in Book Value/Recorded Investment					14	15
		3	4					9	10	11	12	13		
Loan Number	Code	City	State	Loan Type	Date Acquired	Rate of Interest	Book Value/Recorded Investment Excluding Accrued Interest	Unrealized Valuation Increase (Decrease)	Current Year's (Amortization)/ Accretion	Current Year's Other-Than-Temporary Impairment Recognized	Capitalized Deferred Interest and Other	Total Foreign Exchange Change in Book Value	Value of Land and Buildings	Date of Last Appraisal or Valuation
P2009023661		Woodstock	GA		03/30/2022	4.000	376,246		(30)				540,000	09/30/2021
P5220822312		LAHAINA	HI		10/19/2022	6.625	307,407		(14)				475,000	08/11/2022
P2009023338		Santa Paula	CA		03/09/2022	3.990	1,682,774		(765)				2,100,000	01/06/2022
P2009023946		Owings Mills	MD		05/18/2022	7.125	283,398		(226)				315,000	02/23/2022
P2009020369		Flushing	NY		01/29/2021	6.000	261,598		(324)				340,000	07/27/2020
P2009025150		Dumont	NJ		12/14/2022	9.875	352,437		(12)				470,000	09/28/2022
P2009023899		Oakland	CA		07/27/2022	5.375	560,855		(2)				1,100,000	03/29/2022
P4220822145		SAN DIEGO	CA		11/02/2022	7.125	559,211		8				1,025,000	06/10/2022
P2009022029		Astoria	NY		08/17/2021	6.000	781,975		(1,047)				1,168,000	09/18/2020
P2009021884		Bal Harbour	FL		07/30/2021	5.750	3,052,744		(41,458)				6,350,000	03/06/2021
P2009023385		Sacramento	CA		03/09/2022	5.500	693,687		(645)				835,000	12/27/2021
P2009021936		Corpus Christi	TX		07/30/2021	5.875	199,765		(262)				298,000	04/13/2021
P2009023059		Bayside	NY		12/28/2021	4.500	635,713		(591)				830,000	10/08/2021
P2009022090		Watchung	NJ		08/17/2021	5.750	1,012,535		(1,373)				1,370,000	04/18/2021
P8220500003		Cottonwood Heights	UT		08/10/2022	6.500	275,901		(12)				636,666	05/11/2022
P2009025087		Pflugerville	TX		11/16/2022	8.875	326,509		(14)				379,000	09/27/2022
P4191108967		Houston	TX		06/25/2020	8.750	112,710		68				182,500	11/21/2019
P2009020459		DORAL	FL		01/27/2021	4.375	250,609		(176)				400,000	12/02/2020
P4220317334		Coronado	CA		05/18/2022	5.500	1,994,826		(320)				3,700,000	03/31/2022
P2009020116		New York	NY		12/18/2020	7.064	353,609		(365)				950,000	01/30/2020
P2009023133		Central Islip	NY		12/28/2021	5.250	279,678		(243)				390,000	11/05/2021
P4200210621		Santa Ana	CA		06/25/2020	5.875	512,883		229				700,000	02/14/2020
P2009024785		Star	ID		09/21/2022	7.250	309,738		(30)				509,000	07/15/2022
P2009024607		Bridgeville	DE		08/24/2022	8.125	275,582		(74)				353,000	06/07/2022
P2009024602		Tacoma	WA		09/21/2022	6.875	456,768		2				615,000	06/27/2022
P2009022060		Pawtucket	RI		08/17/2021	6.375	183,430		(235)				235,000	03/04/2021
P2009020404		Hallandale Beach	FL		01/29/2021	5.875	135,745		(189)				215,000	09/17/2020
P2009020544		Palo Cedro	CA		03/12/2021	5.875	556,262		(380)				655,000	10/14/2020
P4220317522		Lakeland	FL		05/18/2022	5.990	316,721		(221)				342,000	04/08/2022
P4220620387		Floyd	VA		09/07/2022	7.990	439,955		1,523				600,000	07/12/2022
P5220821721		Bass Lake	CA		09/21/2022	8.625	305,852		(52)				350,000	07/24/2022
P2009023248		Barneget	NJ		03/09/2022	5.875	349,196		(289)				430,000	11/23/2021
P2009024945		Burbank	CA		10/05/2022	6.875	646,741		(30)				976,000	07/27/2022
P2009025020		Orlando	FL		11/16/2022	6.990	215,539		(12)				325,000	08/26/2022
P2009023459		WINCHESTER	CA		05/04/2022	3.990	828,387		(72)				1,190,000	01/31/2022
P5220721488		COLUMBUS	GA		11/16/2022	7.125	203,852						255,000	07/07/2022
P4220216691		Miami	FL		03/30/2022	4.990	193,333		(150)				250,000	12/21/2021
P5220822573		Katy	TX		11/02/2022	6.990	185,162		(234)				291,000	08/08/2022
P2009022125		Bakersfield	CA		08/17/2021	5.875	166,674		(227)				215,000	04/20/2021
P2009020465		Los Angeles	CA		01/27/2021	5.625	809,754		(584)				1,075,000	11/21/2020
P5220822202		Rex	GA		10/19/2022	8.375	166,026		(26)				212,000	07/29/2022
P2009021624		Leonia	NJ		06/29/2021	5.500	324,291		(3,935)				577,000	03/01/2021
P4220721252		Buck Hill Falls	PA		10/05/2022	8.250	268,067		(39)				450,000	07/30/2022
P2009021916		Bayside	NY		07/30/2021	4.750	358,583		(423)				715,000	03/30/2021
P4220316987		Sunrise	FL		05/04/2022	7.875	101,730		(81)				120,000	03/21/2022
P5221024633		Houston	TX		12/28/2022	8.875	1,003,194		(6)				1,230,000	10/26/2022
P2009023640		Sterling	VA		04/20/2022	6.500	544,966		(520)				705,000	02/08/2022
P2009022091		Bend	OR		08/17/2021	5.875	519,510		(698)				675,000	04/29/2021
P2009023840		Hollywood	FL		05/18/2022	4.875	730,269		(248)				900,000	03/16/2022
P2009020555		Hiawassee	GA		02/24/2021	5.625	142,889		(115)				194,000	11/10/2020
P2009023990		Merced	CA		07/13/2022	7.750	156,215		(70)				350,000	03/23/2022
P4220923455		SUNRISE	FL		11/30/2022	8.500	127,802		(8)				153,000	09/27/2022

ANNUAL STATEMENT FOR THE YEAR 2022 OF THE AMERICAN EQUITY INVESTMENT LIFE INSURANCE COMPANY

SCHEDULE B - PART 1

Showing All Mortgage Loans OWNED December 31 of Current Year

1	2	Location		5	6	7	8	Change in Book Value/Recorded Investment					14	15
		3	4					9	10	11	12	13		
Loan Number	Code	City	State	Loan Type	Date Acquired	Rate of Interest	Book Value/Recorded Investment Excluding Accrued Interest	Unrealized Valuation Increase (Decrease)	Current Year's (Amortization)/ Accretion	Current Year's Other-Than-Temporary Impairment Recognized	Capitalized Deferred Interest and Other	Total Foreign Exchange Change in Book Value	Value of Land and Buildings	Date of Last Appraisal or Valuation
P4220721570	Goleta	CA.....	10/05/2022	6.990	901,179	(86)	1,450,000	07/21/2022
P2009023395	Beaverton	OR.....	05/04/2022	6.875	465,685	(382)	600,000	11/29/2021
P2009021349	Mars	PA.....	05/28/2021	5.625	109,229	(34)	208,000	12/14/2020
P2009023271	Gurnee	IL.....	03/09/2022	7.625	253,930	(260)	320,000	11/08/2021
P4220116046	Jackson	WY.....	03/30/2022	3.625	1,435,762	(30)	2,900,000	11/19/2021
P2009021915	Concord	CA.....	07/30/2021	5.750	989,127	(1,309)	1,280,000	03/26/2021
P5220721322	Arlington	TX.....	09/21/2022	7.990	210,066	(42)	290,000	07/11/2022
P4220216409	Lake Worth	FL.....	04/20/2022	6.990	162,365	(153)	199,000	03/03/2022
P2009024352	District Hts	MD.....	07/27/2022	8.250	169,381	(66)	190,000	05/04/2022
P2009023743	Bridgeport	CT.....	04/20/2022	7.250	233,850	(206)	260,000	02/07/2022
P2009024613	Alpharetta	GA.....	08/10/2022	7.990	401,549	(87)	465,000	05/27/2022
P5220620332	Aventura	FL.....	10/05/2022	6.875	442,579	(80)	715,000	07/07/2022
P2009020073	Staten Island	NY.....	12/18/2020	5.875	191,117	(311)	485,000	12/17/2019
P4220216731	Hollywood	FL.....	04/06/2022	5.375	404,000	(283)	490,000	03/09/2022
P5220721212	Anaheim	CA.....	11/30/2022	6.750	591,663	19	1,000,000	08/05/2022
P4220922895	Davenport	FL.....	12/14/2022	6.875	271,811	(10)	555,000	09/13/2022
P4220821769	Ponte Vedra Beach	FL.....	09/21/2022	8.990	747,847	(131)	855,000	08/16/2022
P4220721418	Kissimmee	FL.....	09/07/2022	7.625	263,103	(48)	325,000	07/31/2022
P2009023592	Bridgeport	CT.....	05/18/2022	7.250	198,971	(168)	298,000	02/02/2022
P4220316931	Denver	CO.....	04/20/2022	5.375	129,976	(108)	430,000	03/21/2022
P4220216802	Laguna Niguel	CA.....	04/06/2022	6.625	922,040	(856)	1,050,000	03/03/2022
P2009020423	Richmond Hill	NY.....	01/29/2021	5.500	508,868	(6,251)	840,000	09/01/2020
P5220923403	Louisville	KY.....	12/14/2022	9.375	113,904	(1)	150,000	09/30/2022
P2008802567	Rancho Santa Margarita	CA.....	08/14/2020	4.500	922,859	1,250,000	02/12/2020
P2009020154	Bethany	CT.....	12/16/2020	6.500	666,855	(358)	900,000	10/14/2020
P5220317193	Taylorsville	KY.....	07/27/2022	6.875	457,076	(254)	579,000	04/12/2022
P5221125468	FORT WORTH	TX.....	12/14/2022	8.250	306,937	(8)	471,000	10/24/2022
P2009024700	Los Angeles	CA.....	11/02/2022	7.000	527,196	(5)	700,000	05/19/2022
P2009023320	West Jordan	UT.....	03/09/2022	6.990	579,886	(633)	610,000	12/27/2021
P5220721095	Tampa	FL.....	09/21/2022	7.990	462,485	(67)	600,000	07/29/2022
P4220316952	Columbus	OH.....	05/04/2022	5.500	191,267	(23)	250,000	03/14/2022
P2009021778	Lexington	SC.....	07/15/2021	4.625	154,764	2,017	205,000	06/01/2021
P2009024077	Hurricane	UT.....	07/13/2022	6.875	525,756	(189)	679,000	04/15/2022
P4220418045	Hollywood	FL.....	06/02/2022	6.990	276,172	(41)	350,000	04/09/2022
P2009020558	IRVING	TX.....	02/24/2021	7.750	193,603	(74)	258,000	01/12/2021
P2009020485	Clearwater	FL.....	01/14/2021	5.125	254,661	(153)	344,000	12/03/2020
P2009021480	CLermont	FL.....	05/28/2021	5.000	155,008	(233)	315,000	02/20/2021
P5220923468	Bronx	NY.....	11/02/2022	6.875	698,557	(28)	1,065,000	08/02/2022
P5220116155	Portland	OR.....	04/20/2022	4.875	2,047,613	(1,219)	2,550,000	02/03/2022
P4191109097	Castle Rock	CO.....	06/25/2020	4.875	309,760	158	550,000	12/26/2019
P5220619911	New Castle	DE.....	08/10/2022	8.875	267,142	(51)	325,000	06/07/2022
P5220821749	CHICAGO	IL.....	10/19/2022	7.625	2,248,137	(294)	2,999,000	07/11/2022
P4220216622	Denver	CO.....	04/20/2022	5.375	380,682	(270)	550,000	03/14/2022
P5221024544	Lompoc	CA.....	12/28/2022	10.500	560,961	(4)	730,000	09/19/2022
P2009023438	Rockville	MD.....	03/09/2022	5.500	279,202	(180)	390,000	12/23/2021
P4220216510	Miami	FL.....	04/20/2022	5.625	468,677	(353)	502,000	03/16/2022
P5220822027	Ewa Beach	HI.....	10/05/2022	7.750	842,216	42	1,336,000	08/17/2022
P2009023076	East Meadow	NY.....	12/28/2021	5.000	585,404	(524)	767,000	10/15/2021
P2009024094	Salisbury	NC.....	06/15/2022	8.990	210,442	(120)	264,500	03/07/2022
P4220620241	Cave Creek	AZ.....	08/24/2022	6.625	836,542	(22)	1,120,000	06/04/2022
P2009025061	Miami	FL.....	11/16/2022	8.990	279,413	(27)	335,000	06/16/2022
P2009025125	Lehigh Acres	FL.....	12/14/2022	7.250	259,277	(10)	330,000	10/08/2022

ANNUAL STATEMENT FOR THE YEAR 2022 OF THE AMERICAN EQUITY INVESTMENT LIFE INSURANCE COMPANY

SCHEDULE B - PART 1

Showing All Mortgage Loans OWNED December 31 of Current Year

1	2	Location		5	6	7	8	Change in Book Value/Recorded Investment					14	15
		3	4					9	10	11	12	13		
Loan Number	Code	City	State	Loan Type	Date Acquired	Rate of Interest	Book Value/Recorded Investment Excluding Accrued Interest	Unrealized Valuation Increase (Decrease)	Current Year's (Amortization)/ Accretion	Current Year's Other-Than-Temporary Impairment Recognized	Capitalized Deferred Interest and Other	Total Foreign Exchange Change in Book Value	Value of Land and Buildings	Date of Last Appraisal or Valuation
P5220518853		Conyers	GA		07/13/2022	6.875	287,575		(85)				400,000	04/23/2022
P2009025047		Coral Springs	FL		12/14/2022	6.875	423,001		(3)				562,000	09/14/2022
P2009023502		Santa Clara	CA		05/04/2022	3.990	1,111,711		(259)				2,000,000	01/07/2022
P2009023521		Houston	TX		04/06/2022	6.250	201,364		(223)				240,000	01/20/2022
P2009024829		Nesbit	MS		09/21/2022	6.750	360,116		(9)				460,000	07/15/2022
P2009020578		WOODBRI	VA		02/24/2021	8.125	194,495		(115)				255,000	10/23/2020
P5220822150		Foley	AL		10/19/2022	6.750	168,519		(12)				316,075	08/09/2022
P5220720568		Chicago	IL		09/07/2022	8.500	163,824		(41)				233,000	07/01/2022
P2009023925		Davenport	FL		06/02/2022	6.125	152,543		(47)				300,000	02/25/2022
P2009020215		Riverveiw	FL		12/30/2020	3.990	151,680		(199)				357,000	10/27/2020
P4220316893		Winter Park	FL		04/20/2022	4.990	630,436		(361)				802,000	03/10/2022
P2009022094		Johnsburg	IL		08/17/2021	5.500	661,435		(916)				850,000	03/22/2021
P5221024239		Winnetka	IL		12/14/2022	8.375	1,567,429		(71)				2,400,000	08/18/2022
P2009024106		Owings Mills	MD		06/15/2022	7.750	292,821		(148)				337,000	03/10/2022
P2009024643		Midland	TX		08/10/2022	6.990	240,581		(56)				293,775	04/21/2022
P2009021402		Parkland	FL		05/28/2021	5.750	678,143		(966)				1,195,000	12/17/2020
P5220317135		Hockley	TX		06/02/2022	6.625	655,308		(543)				779,000	03/15/2022
P5220721074		Ontario	CA		09/07/2022	7.375	545,620		(337)				950,000	07/07/2022
P2009020112		Commack	NY		12/18/2020	5.625	33,066		784				415,000	01/21/2020
P5220821759		RICHBURG	SC		11/02/2022	7.875	186,525		(26)				295,000	07/26/2022
P2009023559		Cornelius	OR		05/04/2022	5.875	259,615		(245)				430,000	02/03/2022
P2009023856		Warminster	PA		05/18/2022	7.250	236,905		(161)				250,000	02/14/2022
P4220620417		San Carlos	CA		09/07/2022	6.625	1,292,579		15				2,800,000	06/16/2022
P2009023838		Missouri City	TX		05/19/2022	5.750	155,067		(89)				239,006	03/10/2022
P2009025135		Owings Mills	MD		11/16/2022	9.750	255,482		(21)				350,000	09/23/2022
P5220720921		Fort Worth	TX		10/05/2022	8.500	209,274		(36)				330,000	08/03/2022
P2009023098		West Orange	NJ		12/28/2021	4.500	318,298		(295)				415,000	10/21/2021
P5220922906		Costa Mesa	CA		11/02/2022	6.990	579,241		(23)				1,300,000	09/06/2022
P2009023940		Houston	TX		05/18/2022	6.500	226,225		950				305,000	03/18/2022
P5220519240		Intervale	NH		09/07/2022	6.375	286,102		(17)				611,000	06/23/2022
P4220317582		Fresno	CA		06/02/2022	7.990	132,022		(82)				195,000	04/18/2022
P2009023690		Cibola	TX		03/30/2022	5.000	286,821		(19)				390,000	01/07/2022
P5220417972		Snellville	GA		05/18/2022	6.625	439,814		(232)				710,000	03/30/2022
P2009020314		Elmwood Park	NJ		12/30/2020	6.250	315,931		(116)				399,000	09/11/2020
P2009023107		Sandy	UT		12/28/2021	5.250	536,185		(409)				657,000	11/17/2021
P2009024662		Palmdale	CA		08/10/2022	6.990	281,326		(63)				550,000	05/06/2022
P5221024832		Louisville	KY		12/14/2022	8.875	133,232		(5)				172,000	10/25/2022
P4220216448		Cutler Bay	FL		05/04/2022	6.125	695,156		(150)				845,000	03/01/2022
P4220216575		Braseltton	GA		03/30/2022	5.625	743,024		(657)				840,000	12/31/2021
P4220720588		Falls Church	VA		08/24/2022	8.500	602,745		(160)				680,000	06/29/2022
P2009020526		SPICEWOOD	TX		02/02/2021	4.500	2,242,636		(1,342)				3,750,000	11/20/2020
P2009023069		Crete	IL		12/28/2021	5.125	286,049		(241)				355,000	10/29/2021
P2009020288		Beaumont	CA		12/30/2020	5.500	402,447		(531)				514,000	10/31/2020
P2009020380		Dallas	OR		01/29/2021	6.250	542,772		(659)				780,000	09/02/2020
P2009020415		Sterling Heights	MI		01/29/2021	5.875	161,190		(135)				278,000	09/14/2020
P2009020629		Crested Butte	CO		04/09/2021	4.990	852,685		(395)				2,680,000	02/02/2021
P2009023725		Pasadena	MD		03/30/2022	5.000	109,073		(7)				415,000	01/06/2022
P5220822141		Richmond	TX		11/02/2022	7.625	403,792		(53)				915,000	08/04/2022
P2009023349		Hagerstown	MD		03/09/2022	6.625	130,485		(115)				167,000	12/08/2021
P2009020607		STERLING	VA		03/12/2021	6.125	307,589		(270)				432,000	01/04/2021
P4220822712		Clifton	NJ		11/02/2022	7.375	131,621		(14)				160,000	08/09/2022
P2009023866		Mesa	AZ		06/02/2022	5.625	419,617		(159)				500,000	03/08/2022

ANNUAL STATEMENT FOR THE YEAR 2022 OF THE AMERICAN EQUITY INVESTMENT LIFE INSURANCE COMPANY

SCHEDULE B - PART 1

Showing All Mortgage Loans OWNED December 31 of Current Year

1	2	Location		5	6	7	8	Change in Book Value/Recorded Investment					14	15
		3	4					9	10	11	12	13		
Loan Number	Code	City	State	Loan Type	Date Acquired	Rate of Interest	Book Value/Recorded Investment Excluding Accrued Interest	Unrealized Valuation Increase (Decrease)	Current Year's (Amortization)/ Accretion	Current Year's Other-Than-Temporary Impairment Recognized	Capitalized Deferred Interest and Other	Total Foreign Exchange Change in Book Value	Value of Land and Buildings	Date of Last Appraisal or Valuation
P5221025168		Jacksonville	FL		12/28/2022	9.750	216,605		(2)				244,000	10/06/2022
P2009024924		Hesperia	CA		09/21/2022	7.625	309,759		(49)				435,000	07/29/2022
P2001017587		Marathon	FL		06/25/2020	5.875	861,022		385				1,300,000	01/27/2020
P4220216583		Pine	CO		05/04/2022	5.375	1,322,645		(1,049)				1,587,000	02/23/2022
P4220720563		Pembroke Pines	FL		09/07/2022	8.875	647,168		(156)				730,000	07/07/2022
P5220822094		BROKEN BOW	OK		11/02/2022	7.250	1,706,190		(228)				2,200,000	08/02/2022
P4221024403		Rosharon	TX		12/14/2022	8.990	326,719		(9)				421,000	10/25/2022
P5220822265		Portsmouth	VA		11/30/2022	9.875	235,112		(13)				300,000	08/15/2022
P2009024797		Cliffside Pk	NJ		11/30/2022	7.875	785,750		(7)				980,000	06/29/2022
P2009020208		Tampa	FL		12/30/2020	5.500	229,812		(91)				275,000	10/15/2020
P2009024451		Indianapolis	IN		08/10/2022	8.125	348,896		(137)				416,000	05/25/2022
P2009020174		Los Angeles	CA		01/14/2021	3.990	1,388,447		(76)				1,850,000	11/08/2020
P2009023959		Philadelphia	PA		05/18/2022	6.750	329,910		(51)				393,500	02/10/2022
P2009021391		SKOWHEGAN	ME		05/28/2021	6.750	189,699		(3,541)				252,000	01/11/2021
P4211215661		Aventura	FL		03/09/2022	5.500	435,154		(280)				500,000	01/13/2022
P2009020294		Katy	TX		12/30/2020	6.250	152,952		(197)				205,000	09/29/2020
P5220923229		Charlotte	NC		12/14/2022	7.625	257,558		(2)				402,000	08/22/2022
P2009023121		Breinigsville	PA		12/28/2021	5.125	252,534		(351)				561,000	11/26/2021
P2009020179		Oak Hills	CA		12/30/2020	6.625	451,367		(286)				560,000	10/23/2020
P5220821729		Lebanon	TN		10/05/2022	8.990	915,342		(151)				1,200,000	08/09/2022
P2009025010		New Braunfels	TX		10/19/2022	7.875	238,585		(35)				370,000	08/23/2022
P2009021350		Palmdale	CA		05/28/2021	5.625	101,403		(154)				675,000	10/22/2020
P2009023390		Houston	TX		04/20/2022	7.875	141,485		(126)				190,000	11/22/2021
P4220216427		SHERMAN OAKS	CA		04/20/2022	4.250	1,219,475		(294)				1,430,000	02/17/2022
P2009022082		Middlesex	NJ		08/17/2021	5.750	324,264		(592)				500,000	02/22/2021
P4220216550		Asbury	NJ		03/30/2022	4.875	348,897		(231)				490,000	03/01/2022
P2009021361		Rochelle Park	NJ		05/28/2021	5.750	195,990		(305)				415,000	12/07/2020
P2009020323		Charlotte	NC		01/14/2021	6.250	203,233		(122)				271,000	10/26/2020
P4220216480		Ormond Beach	FL		04/20/2022	5.250	285,041		(193)				415,000	03/07/2022
P2009025032		Waller	TX		11/16/2022	8.875	472,013		(39)				505,000	09/16/2022
P5220720671		Providence	RI		08/10/2022	6.890	283,808		(72)				350,000	05/31/2022
P4220721435		Odessa	TX		10/19/2022	8.990	430,971		(49)				490,000	07/13/2022
P5220822056		Arizona City	AZ		09/21/2022	9.250	247,148		(42)				339,900	07/05/2022
P2001017356		Menifee	CA		06/25/2020	6.875	358,720		(3,124)				515,000	01/26/2020
P2009020561		SOUTHWEST RANCHES	FL		02/24/2021	5.375	372,194		(261)				570,000	01/14/2021
P5220923563		CHANDLER	AZ		11/30/2022	8.375	256,103		(24)				327,000	09/23/2022
P5220721519		Atlanta	GA		10/05/2022	6.750	1,010,810		(2,317)				1,300,000	08/03/2022
P2009025091		Miami Springs	FL		11/16/2022	8.990	489,015		(45)				520,000	09/15/2022
P2009024743		Chicago	IL		09/07/2022	8.625	234,537		(11)				285,000	07/05/2022
P5221024352		Oxnard	CA		11/30/2022	7.500	405,247		(16)				600,000	10/11/2022
P2009024707		Mays Landing	NJ		08/24/2022	9.250	283,423		(69)				320,000	06/16/2022
P5221024350		Timonium	MD		11/30/2022	9.250	692,510		(11)				760,000	09/07/2022
P5220620216		Pensacola	FL		08/10/2022	8.250	217,495		(45)				335,000	04/18/2022
P2009023046		Glen Cove	NY		12/28/2021	5.500	211,117		(2,046)				522,000	07/09/2021
P2009024949		Saint Louis	MO		11/16/2022	7.750	179,877		(12)				234,000	08/23/2022
P2009020348		AUGUSTA	MO		12/30/2020	5.375	399,534		(478)				510,000	10/23/2020
P5221125880		Cypress	TX		12/14/2022	8.500	476,334		(7)				700,000	10/06/2022
P2009020311		Tracy	CA		12/30/2020	5.499	470,062		(619)				750,000	10/18/2020
P5220721219		Corona	CA		09/07/2022	8.500	505,094		(893)				670,000	06/24/2022
P2009023821		Winfield	MO		05/04/2022	5.250	227,371		(149)				315,000	02/14/2022
P2009024673		Ft Lauderdale	FL		08/24/2022	8.375	387,277		(68)				460,000	06/22/2022
P4220923551		Doral	FL		11/16/2022	7.750	172,406		(19)				220,000	09/06/2022

ANNUAL STATEMENT FOR THE YEAR 2022 OF THE AMERICAN EQUITY INVESTMENT LIFE INSURANCE COMPANY

SCHEDULE B - PART 1

Showing All Mortgage Loans OWNED December 31 of Current Year

1	2	Location		5	6	7	8	Change in Book Value/Recorded Investment					14	15
		3	4					9	10	11	12	13		
Loan Number	Code	City	State	Loan Type	Date Acquired	Rate of Interest	Book Value/Recorded Investment Excluding Accrued Interest	Unrealized Valuation Increase (Decrease)	Current Year's (Amortization)/ Accretion	Current Year's Other-Than-Temporary Impairment Recognized	Capitalized Deferred Interest and Other	Total Foreign Exchange Change in Book Value	Value of Land and Buildings	Date of Last Appraisal or Valuation
P4220116177		Winter Garden	FL		03/09/2022	6.375	917,161		(542)				1,200,000	01/14/2022
P2009020389		Castle Rock	WA		01/29/2021	6.375	200,204		(3,531)				285,000	09/08/2020
P2009020220		Oak Ridge	NC		12/30/2020	6.000	438,911		(841)				800,000	10/30/2020
P2009022086		Bronx	NY		08/17/2021	5.875	353,247		(474)				535,000	03/31/2021
P2009023786		Franklin	TN		05/18/2022	4.875	770,047		(351)				888,500	02/21/2022
P4220317256		Land O Lakes	FL		08/10/2022	8.990	494,753		(94)				540,000	05/09/2022
P2009021590		Brooklyn	NY		06/29/2021	5.625	961,882		(1,352)				1,428,000	01/30/2021
P5220519426		Kissimmee	FL		08/24/2022	7.500	308,449		(85)				425,000	05/20/2022
P2009023691		San Antonio	TX		03/30/2022	5.000	118,162		(8)				192,500	01/06/2022
P5220316887		Carlsbad	CA		05/04/2022	5.990	1,166,770		(1,082)				1,385,000	01/21/2022
P5220923195		Croydon	PA		12/14/2022	7.750	328,520		(16)				385,000	07/21/2022
P5220923083		BAKERSFIELD	CA		12/14/2022	7.875	535,447		(25)				687,000	08/11/2022
P4220216823		Mesa	AZ		04/20/2022	5.375	385,476		(285)				496,000	03/10/2022
P5220216768		West Palm Beach	FL		05/04/2022	6.375	454,082		(428)				716,000	02/24/2022
P2009024621		Herriman	UT		08/10/2022	8.375	344,662		(71)				396,000	05/25/2022
P4220922987		Slidell	LA		11/16/2022	8.500	71,438		773				110,000	08/17/2022
P2009023871		Las Vegas	NV		05/04/2022	5.750	763,420		(430)				1,000,000	03/07/2022
P4220216259		Hendersonville	NC		03/30/2022	5.375	150,914		(20)				197,000	02/23/2022
P2009021576		Wilmington	DE		06/29/2021	5.875	674,129		(929)				1,107,069	02/17/2021
P2009021889		Bayside	NY		07/30/2021	4.875	708,225		(1,015)				995,000	02/24/2021
P5220316850		Barkhamsted	CT		04/20/2022	5.875	264,381		(254)				315,000	02/28/2022
P2009024474		Brighton	CO		07/27/2022	7.750	511,227		(256)				696,000	04/12/2022
P5220317175		Navarre	FL		06/29/2022	6.375	248,536		(160)				415,000	04/06/2022
P5221024892		Cheektowaga	NY		12/28/2022	8.875	198,787		(1)				260,000	09/16/2022
P4220317208		North Myrtle Beach	SC		05/04/2022	5.375	419,280		(172)				515,000	03/22/2022
P4220721472		Houston	TX		11/02/2022	7.125	101,165		(4)				250,000	07/13/2022
P2001017132		Fayetteville	GA		06/25/2020	5.375	406,904		200				486,000	11/19/2019
P5220923474		Philadelphia	PA		12/14/2022	9.500	202,491		(2)				285,000	09/27/2022
P2009020443		EAGLE MOUNTAIN	UT		01/14/2021	6.125	155,563		3,280				418,000	12/01/2020
P5220720851		Ben Lomond	CA		09/21/2022	8.250	1,064,305		(231)				1,200,000	07/13/2022
P2009020573		CHICAGO	IL		02/24/2021	6.990	193,796		(128)				225,000	12/14/2020
P4220115728		Burbank	CA		03/09/2022	4.250	1,204,747		(403)				1,500,000	01/11/2022
P2009023065		Honolulu	HI		12/28/2021	5.500	473,380		(404)				680,000	10/26/2021
P2009021894		Houston	TX		07/30/2021	5.875	2,082,894		(21,529)				4,630,000	03/26/2021
P4220317000		North Topsail Beach	NC		04/20/2022	5.375	1,186,485		(171)				1,584,500	03/22/2022
P5220721382		Flushing	NY		09/07/2022	7.000	542,276		(1,223)				1,000,000	04/27/2022
P5220721106		Phoenix	AZ		09/07/2022	8.500	176,183		(30)				350,000	07/12/2022
P2009024736		Hagerstown	MD		08/24/2022	8.125	242,686		(33)				300,000	07/01/2022
P2009021908		Las Vegas	NV		07/30/2021	5.625	402,320		(542)				555,000	04/15/2021
P1912016657		Defiance	MO		06/25/2020	5.875	82,555		(3,588)				762,000	12/20/2019
P2009023735		Wake Forest	NC		03/30/2022	3.750	128,476		(26)				263,000	12/10/2021
P2009020104		Wheaton	IL		12/18/2020	5.500	684,256		(493)				1,250,000	12/18/2019
P4220620488		Taylors	SC		09/07/2022	6.875	165,257		(7)				250,000	06/29/2022
P4200110065		Charleston	SC		06/25/2020	4.990	234,128		118				379,000	01/30/2020
P2009023828		Tulsa	OK		06/02/2022	5.750	1,035,118		(621)				1,250,000	03/08/2022
P2009024310		Spring Valley	CA		08/10/2022	6.625	442,717		(80)				750,000	05/04/2022
P2009023256		Waldorf	MD		03/09/2022	4.990	241,369		(164)				318,000	12/07/2021
P2009020591		RANCHO MISSION VIEJO	CA		02/24/2021	5.750	427,088		(340)				623,000	12/18/2020
P4220822530		Hatboro	PA		10/19/2022	7.125	360,938		(43)				450,000	08/19/2022
P2009023717		Jacksonville	FL		03/30/2022	5.000	151,490		(10)				200,000	01/14/2022
P2009022045		TEMPLE	TX		08/17/2021	5.375	158,990		(224)				225,000	04/01/2021
P5220821640		Broken Bow	OK		09/21/2022	7.250	1,238,594		(18)				1,660,000	05/14/2022

ANNUAL STATEMENT FOR THE YEAR 2022 OF THE AMERICAN EQUITY INVESTMENT LIFE INSURANCE COMPANY

SCHEDULE B - PART 1

Showing All Mortgage Loans OWNED December 31 of Current Year

1	2	Location		5	6	7	8	Change in Book Value/Recorded Investment					14	15
		3	4					9	10	11	12	13		
Loan Number	Code	City	State	Loan Type	Date Acquired	Rate of Interest	Book Value/Recorded Investment Excluding Accrued Interest	Unrealized Valuation Increase (Decrease)	Current Year's (Amortization)/ Accretion	Current Year's Other-Than-Temporary Impairment Recognized	Capitalized Deferred Interest and Other	Total Foreign Exchange Change in Book Value	Value of Land and Buildings	Date of Last Appraisal or Valuation
P2009023061		Bronx	NY		12/28/2021	4.375	408,349		(383)				575,000	11/04/2021
P2009025027		Conroe	TX		11/16/2022	7.500	186,360		(17)				355,000	09/01/2022
P2009024570		Panorama City	CA		08/10/2022	7.125	562,500		(146)				710,000	05/05/2022
P2009021564		Staten Island	NY		06/29/2021	6.125	673,913		(10,525)				1,035,000	12/04/2020
P2009021329		Scarsdale	NY		05/28/2021	5.250	1,521,870		(2,275)				2,350,000	11/09/2020
P2009020414		Bridgehampton	NY		01/29/2021	6.250	2,073,793		(24,497)				3,800,000	09/12/2020
P5220821815		Chicago	IL		10/19/2022	8.500	184,259		(15)				200,000	06/20/2022
P2009021584		Bellport	NY		06/29/2021	5.500	677,473		(981)				1,100,000	12/10/2020
P2009020504		Los Angeles	CA		02/09/2021	4.375	835,369		(134)				1,310,000	12/10/2020
P2009024701		Oakley	CA		11/02/2022	7.375	174,079		22				360,017	05/30/2022
P5220922843		Clermont	FL		12/14/2022	6.625	331,129		3				493,000	08/17/2022
P2009023129		PLANO	TX		12/28/2021	4.625	351,899		(323)				442,000	10/26/2021
P2009022075		Stockton	CA		08/17/2021	5.875	418,442		(561)				537,000	04/13/2021
P2009023654		Houston	TX		03/30/2022	3.500	121,189		(11)				160,000	10/29/2021
P2009023083		Brooklyn	NY		12/28/2021	4.750	551,543		(501)				770,000	09/14/2021
P5220216242		TAMPA	FL		04/20/2022	4.625	438,826		(99)				625,000	02/15/2022
P4220822169		Ellijay	GA		10/05/2022	7.750	451,400		(31)				575,000	08/25/2022
P2009020326		Celebration	FL		12/30/2020	4.625	131,422		405				464,000	12/02/2020
P2009024974		DAYTONA BEACH	FL		12/14/2022	7.990	267,073		(3)				351,680	07/29/2022
P2009022124		Coto De Caza	CA		08/17/2021	5.875	2,696,648		(26,423)				4,300,000	04/28/2021
P2009024326		Moorestown	NJ		07/27/2022	7.250	270,773		(100)				327,000	02/22/2022
P5220216361		HIALEAH	FL		03/30/2022	7.125	199,939		(199)				270,000	01/10/2022
P2009023615		Hollister	CA		06/02/2022	7.125	679,698		(406)				891,000	02/04/2022
P2001017189		Dinuba	CA		06/25/2020	7.250	366,414		152				480,000	01/25/2020
P2009024267		Richmond	CA		06/15/2022	7.250	403,934		(201)				464,000	04/12/2022
P2009020393		Valley Stream	NY		01/29/2021	6.000	379,296		(5,842)				582,000	08/19/2020
P2009023444		Toms River	NJ		04/20/2022	7.875	199,317		(178)				255,000	12/23/2021
P2009024657		Visalia	CA		08/24/2022	8.125	156,397		(43)				272,000	06/23/2022
P4211215452		Hollywood	FL		03/09/2022	4.990	600,008		(225)				700,000	12/23/2021
P2009020528		Coalinga	CA		02/09/2021	6.750	179,527		(103)				210,000	12/11/2020
P4220821689		Rock Hill	SC		11/16/2022	6.750	174,279		(8)				245,000	07/08/2022
P2009024612		Brighton	CO		08/24/2022	9.125	285,537		(127)				715,000	05/31/2022
P2009022066		NewYork	NY		08/17/2021	5.875	313,577		(3,070)				825,000	10/09/2020
P5220418582		San Jose	CA		06/29/2022	7.625	1,249,057		(648)				1,320,000	05/02/2022
P2009021473		Highland Beach	FL		05/28/2021	6.250	253,792		(344)				365,000	02/10/2021
P4200110363		Royal Oaks	CA		06/25/2020	5.750	519,864		247				610,000	02/03/2020
P2009020630		FORT WORTH	TX		03/26/2021	6.750	239,186		(173)				278,000	12/11/2020
P2009020351		HOUSTON	TX		12/30/2020	6.125	418,341		(440)				469,300	10/29/2020
P5220923588		Harrington	DE		12/14/2022	7.500	268,570		(10)				535,000	09/28/2022
P2009024345		Marlton	NJ		07/27/2022	9.250	299,719		(111)				390,000	05/10/2022
P2009024138		Cary	NC		07/27/2022	6.375	867,831		6				1,786,000	04/28/2022
P5220720634		Ormond Beach	FL		09/07/2022	7.625	221,087		(41)				365,000	07/14/2022
P4220822174		Chicago	IL		10/05/2022	7.750	270,739		(45)				350,000	07/13/2022
P5220821754		Jacksonville	FL		09/21/2022	6.990	237,658		(24)				390,000	06/08/2022
P2009023573		LOS ANGELES	CA		05/18/2022	4.990	1,655,277		(428)				2,700,000	03/01/2022
P4220923159		Graysville	TN		11/30/2022	8.990	128,742		(8)				137,000	09/20/2022
P2009020082		Fresh Meadows	NY		12/18/2020	4.875	527,388		(1,431)				1,065,000	10/06/2019
P4220721484		Riverview	FL		10/05/2022	8.990	482,105		(57)				547,000	08/05/2022
P2009020175		DICKINSON	TX		12/30/2020	7.990	141,786		(196)				253,000	10/21/2020
P5220316876		San Diego	CA		06/02/2022	5.125	517,566		(84)				1,020,000	03/16/2022
P5220720705		Panama City Beach	FL		09/21/2022	8.990	435,412		(76)				524,000	07/10/2022
P2009023272		Hyattsville	MD		03/09/2022	5.500	377,562		(352)				480,000	12/08/2021

ANNUAL STATEMENT FOR THE YEAR 2022 OF THE AMERICAN EQUITY INVESTMENT LIFE INSURANCE COMPANY

SCHEDULE B - PART 1

Showing All Mortgage Loans OWNED December 31 of Current Year

1	2	Location		5	6	7	8	Change in Book Value/Recorded Investment					14	15
		3	4					9	10	11	12	13		
Loan Number	Code	City	State	Loan Type	Date Acquired	Rate of Interest	Book Value/Recorded Investment Excluding Accrued Interest	Unrealized Valuation Increase (Decrease)	Current Year's (Amortization)/ Accretion	Current Year's Other-Than-Temporary Impairment Recognized	Capitalized Deferred Interest and Other	Total Foreign Exchange Change in Book Value	Value of Land and Buildings	Date of Last Appraisal or Valuation
P4220619947		Austin	TX.		08/24/2022	6.625	126,831		(1)				350,000	07/05/2022
P5220216636		Davenport	FL.		04/20/2022	5.000	247,539		(171)				400,000	03/01/2022
P5220923571		Stockton	CA.		11/30/2022	7.500	326,549		(28)				488,000	10/01/2022
P2009023687		Woodstock	GA.		03/30/2022	4.000	241,500		(19)				345,000	09/15/2021
P4200109821		Gilbert	AZ.		06/25/2020	4.625	403,678		392				729,000	12/16/2019
P2009020445		NEVADA CITY	CA.		01/27/2021	6.625	320,920		(170)				450,000	11/12/2020
P2009023552		Santa Maria	CA.		04/06/2022	6.500	513,534		(477)				550,000	01/31/2022
P1912016777		Modesto	CA.		06/25/2020	5.375	274,037		141				376,000	10/29/2019
P2009023624		Orlando	FL.		04/20/2022	5.125	325,607		(216)				397,000	02/08/2022
P4200210989		Parkland	FL.		06/25/2020	4.500	573,140		299				814,000	02/28/2020
P5220620207		MIAMI	FL.		11/16/2022	8.875	203,363		(18)				445,000	07/20/2022
P2009023681		Bellwood	IL.		03/30/2022	5.250	117,765		(21)				188,000	12/20/2021
P2009023057		Brewster	NY.		12/28/2021	5.250	345,335		(301)				430,000	10/19/2021
P5220721319		CLEVELAND	OH.		10/19/2022	9.000	367,454		(28)				395,000	06/17/2022
P2009023383		New Milford	CT.		03/09/2022	7.125	365,698		(311)				400,000	01/07/2022
P5220115820		Inglewood	CA.		06/15/2022	4.375	414,146		305				760,000	01/29/2022
P2009021388		College Point	NY.		05/28/2021	5.625	257,147		(3,109)				515,000	01/03/2021
P2009024839		Tolland	CT.		09/21/2022	9.250	438,128		(84)				528,000	07/15/2022
P2009024909		Dumfries	VA.		10/19/2022	8.990	413,659		(47)				499,990	08/09/2022
P5221024920		North Conway	NH.		11/30/2022	9.625	392,618		(31)				470,000	10/03/2022
P2009023132		Bronx	NY.		12/28/2021	5.250	653,094		(568)				850,000	08/18/2021
P2009024914		Cockeysville	MD.		09/21/2022	8.750	750,397		(135)				900,000	08/05/2022
P4220721173		Ambler	PA.		09/07/2022	8.250	721,239		(124)				840,000	06/28/2022
P5220721410		Victorville	CA.		09/07/2022	6.990	208,873		14				379,000	07/20/2022
P4220115870		Haines City	FL.		04/20/2022	5.625	287,303		(196)				370,000	02/10/2022
P2009024534		Irvington	NJ.		07/27/2022	8.990	200,331		(61)				345,000	05/18/2022
P4200109846		Bolingbrook	IL.		06/25/2020	5.875	419,688		198				570,000	01/10/2020
P4191108841		North Miami Beach	FL.		06/25/2020	8.625	293,061		(1,028)				467,900	01/07/2020
P4221024111		Tulalip	WA.		11/16/2022	9.875	1,011,780		(2,593)				1,160,000	07/14/2022
P5220519155		Sebring	FL.		08/24/2022	7.875	389,218		(553)				505,000	06/02/2022
P2009021874		Manalapan	NJ.		07/30/2021	5.625	616,166		(830)				865,000	02/06/2021
P2009024356		Spring Branch	TX.		08/24/2022	6.875	299,683		(34)				370,000	06/16/2022
P2009020114		Daly City	CA.		12/18/2020	6.129	305,728		(290)				710,000	01/28/2020
P5220720912		Converse	TX.		11/02/2022	8.875	148,226		(13)				225,000	07/06/2022
P2009024168		Modesto	CA.		06/15/2022	7.375	310,476		(183)				347,500	04/15/2022
P2009023912		Cherry Hill	NJ.		07/13/2022	6.990	207,709		(88)				235,000	03/18/2022
P4220720883		Tamarac	FL.		11/02/2022	7.500	103,257		(11)				243,000	06/16/2022
P2009025149		Riverside	CA.		12/14/2022	7.750	487,350		(1)				770,000	10/14/2022
P2009021344		Williamstown	NJ.		05/28/2021	5.500	264,146		(2,687)				420,000	12/16/2020
P2009020339		EL CAJON	CA.		12/30/2020	6.500	957,767		(971)				1,040,000	10/08/2020
P2009022048		ORLANDO	FL.		08/17/2021	6.000	339,866		(3,235)				935,000	03/26/2021
P4220316843		Penngrove	CA.		06/02/2022	5.500	1,015,557		(153)				1,475,000	04/13/2022
P2009021937		San Jose	CA.		07/30/2021	5.375	831,259		(1,139)				1,070,000	04/17/2021
P5220418206		San Anselmo	CA.		07/13/2022	6.750	1,273,120		(90)				1,995,000	04/20/2022
P2001017290		Waller	TX.		06/25/2020	6.750	279,057		122				430,000	01/17/2020
P2009021471		Glen Mills	PA.		05/28/2021	6.375	558,931		(287)				715,000	02/06/2021
P2009020432		Bayside	NY.		01/29/2021	6.375	403,691		(4,076)				568,000	09/23/2020
P4220216283		Haines City	FL.		03/30/2022	4.625	257,247		(80)				320,000	02/16/2022
P2009020575		Modesto	CA.		02/24/2021	6.625	381,377		1,065				600,000	01/07/2021
P5221024850		Spring Hill	FL.		12/28/2022	8.625	264,335		(1)				331,000	11/01/2022
P2009020207		New Albany	OH.		12/30/2020	5.500	255,857		(99)				352,000	10/22/2020
P2009022072		Elmont	NY.		08/17/2021	5.875	466,026		(626)				690,000	03/17/2021

ANNUAL STATEMENT FOR THE YEAR 2022 OF THE AMERICAN EQUITY INVESTMENT LIFE INSURANCE COMPANY

SCHEDULE B - PART 1

Showing All Mortgage Loans OWNED December 31 of Current Year

1	2	Location		5	6	7	8	Change in Book Value/Recorded Investment					14	15
		3	4					9	10	11	12	13		
Loan Number	Code	City	State	Loan Type	Date Acquired	Rate of Interest	Book Value/Recorded Investment Excluding Accrued Interest	Unrealized Valuation Increase (Decrease)	Current Year's (Amortization)/ Accretion	Current Year's Other-Than-Temporary Impairment Recognized	Capitalized Deferred Interest and Other	Total Foreign Exchange Change in Book Value	Value of Land and Buildings	Date of Last Appraisal or Valuation
P2009020527		PASADENA	TX.		02/02/2021	6.375	184,786		(120)				245,000	12/30/2020
P2009023116		Philadelphia	PA.		12/28/2021	4.875	226,466		(203)				295,000	11/04/2021
P2009020201		Hollywood	FL.		12/30/2020	4.990	248,745						340,000	10/06/2020
P2009023451		Thurmont	MD.		03/09/2022	5.990	277,752		(310)				323,000	01/12/2022
P4221025166		Tallahassee	FL.		12/28/2022	9.990	133,498		(1)				183,000	10/19/2022
P2001017140		Tampa	FL.		06/25/2020	6.125	284,416		131				376,500	12/30/2019
P2009021384		KEW GARDEN HILLS	NY.		05/28/2021	5.500	161,577		(235)				260,000	11/12/2020
P2009024754		Corpus Christi	TX.		08/24/2022	9.875	377,605		(65)				406,000	06/23/2022
P2009024898		Plainfield	NJ.		10/19/2022	8.500	239,187		(13)				345,000	08/05/2022
P2009022093		Waianae	HI.		08/17/2021	6.250	555,349		(721)				890,000	12/17/2020
P2009021328		East Meadow	NY.		05/28/2021	5.625	363,683		(528)				895,000	10/08/2020
P4220216274		Summerville	SC.		03/30/2022	4.375	152,317		(18)				253,000	01/10/2022
P2009022079		Lake Ronkonkoma	NY.		08/17/2021	5.500	157,707		(219)				405,000	04/27/2021
P2009021337		Aventura	FL.		05/28/2021	5.875	493,519		(6,437)				830,000	10/30/2020
P2009021478		Pasadena	TX.		05/28/2021	5.750	148,915		2,496				300,000	02/01/2021
P2009024599		Sunrise Beach	MO.		09/07/2022	7.375	1,371,631		(170)				1,500,000	06/16/2022
P2009023798		O Fallon	MO.		05/04/2022	4.750	275,232		(145)				360,000	02/14/2022
P2009022134		Far Hills	NJ.		08/17/2021	5.750	555,660		(755)				1,030,000	04/30/2021
P5221024157		Kalama	WA.		12/14/2022	5.500	289,194		93				467,000	05/24/2022
P2009025008		Homestead	FL.		11/30/2022	8.750	381,161		(18)				410,000	08/13/2022
P2009023584		Middletown	MD.		05/04/2022	8.375	275,726		(209)				370,000	01/21/2022
P2009024628		Chicago	IL.		08/24/2022	7.990	246,141		(70)				315,000	11/01/2022
P2009023895		ST HELENA ISLAND	SC.		06/02/2022	6.375	899,792		(688)				1,075,000	02/22/2022
P5220317228		SAN DIEGO	CA.		05/18/2022	5.990	420,513		(369)				725,000	03/19/2022
P2009023465		BARNEGAT	NJ.		04/20/2022	5.625	283,970		(284)				360,000	01/20/2022
P2009025119		Miramar	FL.		11/30/2022	8.125	794,942		(46)				950,000	10/07/2022
P2009020295		San Bernardino	CA.		12/30/2020	6.125	374,480		(468)				455,000	10/26/2020
P2009023662		Rome	GA.		03/30/2022	4.000	98,243		(8)				155,000	10/07/2021
P2009022046		KILLEEN	TX.		08/17/2021	5.500	179,174		(249)				249,000	04/09/2021
P2009023651		Pittsburgh	PA.		03/30/2022	3.500	75,192		(15)				107,000	10/15/2021
P2009023495		NORTHBRIDGE	CA.		04/06/2022	3.990	771,491		(94)				1,550,000	12/18/2021
P2009020106		Miami Beach	FL.		12/18/2020	6.000	1,595,324		(1,587)				2,650,000	12/30/2019
P5221125455		Winter Haven	FL.		12/14/2022	8.625	280,210		(8)				330,000	09/21/2022
P4220317601		Baton Rouge	LA.		06/02/2022	5.990	184,538		(79)				240,000	04/04/2022
P2009024010		Des Plaines	IL.		08/10/2022	7.875	165,354		(36)				215,000	03/14/2022
P2009023805		North Haven	CT.		05/04/2022	6.875	273,675		(245)				345,000	02/22/2022
P2009024828		Teaneck	NJ.		08/24/2022	7.625	654,004		(103)				820,000	07/05/2022
P2009023675		Cutler Bay	FL.		03/30/2022	5.000	110,219		(20)				170,000	12/07/2021
P2002017648		Los Angeles	CA.		06/25/2020	7.125	1,056,511		236				1,683,000	01/24/2020
P2009024556		Keiso	WA.		09/07/2022	7.500	247,382		(22)				330,000	06/22/2022
P2009020226		El Cajon	CA.		12/30/2020	5.250	1,261,117		(828)				1,580,000	11/16/2020
P4220317095		Medical Lake	WA.		05/18/2022	7.500	198,639		(37)				287,000	03/23/2022
P5220822117		Cape Coral	FL.		11/02/2022	7.250	419,661		(47)				680,000	08/30/2022
P4211215312		PEMBROKE PINES	FL.		03/09/2022	4.500	724,287		(228)				860,000	01/04/2022
P2009021345		Montauk	NY.		05/28/2021	6.375	890,962		(1,206)				1,430,000	10/16/2020
P4220923409		Gulf Shores	AL.		11/02/2022	7.875	695,535		(43)				890,000	06/23/2022
P2009024867		Pompano Beach	FL.		11/16/2022	7.990	479,245		(27)				600,000	07/14/2022
P2009021395		Tinton Falls	NJ.		05/28/2021	5.500	282,565						500,000	11/23/2020
P5220720577		San Diego	CA.		08/24/2022	7.500	348,956		(66)				1,325,000	07/07/2022
P2009020511		North Palm Beach	FL.		02/02/2021	5.625	267,957		(164)				335,000	12/16/2020
P2009024503		Lusby	MD.		08/10/2022	8.625	265,759		(80)				301,000	05/12/2022
P2009024825		Wayne	NJ.		10/19/2022	8.500	444,632		(46)				550,000	08/09/2022

ANNUAL STATEMENT FOR THE YEAR 2022 OF THE AMERICAN EQUITY INVESTMENT LIFE INSURANCE COMPANY

SCHEDULE B - PART 1

Showing All Mortgage Loans OWNED December 31 of Current Year

1	2	Location		5	6	7	8	Change in Book Value/Recorded Investment					14	15
		3	4					9	10	11	12	13		
Loan Number	Code	City	State	Loan Type	Date Acquired	Rate of Interest	Book Value/Recorded Investment Excluding Accrued Interest	Unrealized Valuation Increase (Decrease)	Current Year's (Amortization)/ Accretion	Current Year's Other-Than-Temporary Impairment Recognized	Capitalized Deferred Interest and Other	Total Foreign Exchange Change in Book Value	Value of Land and Buildings	Date of Last Appraisal or Valuation
P4220216788		Dana Point	CA		04/20/2022	4.990	302,644		(91)				1,950,000	03/14/2022
P2009024157		Tampa	FL		06/15/2022	7.625	588,304		(262)				666,000	04/18/2022
P5220821855		San Antonio	TX		09/21/2022	6.750	203,811		(6)				291,000	07/14/2022
P8210800024		Ladson	SC		09/03/2021	4.625	217,414		2,503				340,000	07/21/2021
P2009023731		Houston	TX		03/30/2022	3.875	221,477		(44)				330,000	01/11/2022
P4220923090		League City	TX		11/02/2022	8.250	156,489		(13)				248,000	09/02/2022
P2009024794		Bayonne	NJ		10/19/2022	7.375	289,299		(19)				380,000	07/26/2022
P2009024466		Winton	CA		08/10/2022	8.500	226,060		(61)				343,000	05/16/2022
P4220115914		Port Saint Lucie	FL		03/09/2022	4.990	355,236		(355)				380,000	01/28/2022
P5220519003		Ponte Vedra	FL		08/10/2022	7.750	744,651		(196)				1,035,000	05/18/2022
P4220418268		Hialeah	FL		06/15/2022	7.500	477,925		(240)				615,000	02/18/2022
P2009020341		ANNAPOLIS	MD		12/30/2020	4.750	337,931		(479)				620,000	09/08/2020
P5220316916		BELLE ISLE	FL		05/04/2022	5.625	744,487		(468)				850,000	02/17/2022
P4220822373		Tamarac	FL		10/05/2022	6.990	96,621		(12)				118,000	08/30/2022
P2009023993		Parkland	FL		05/18/2022	5.990	356,516		(138)				684,985	03/14/2022
P2009023074		Mahopac	NY		12/28/2021	5.250	610,230		(533)				805,000	10/19/2021
P4220518823		Middleburg	FL		09/21/2022	8.750	342,305		(82)				420,000	05/23/2022
P2009023316		Henrico	VA		04/06/2022	7.250	216,051		(196)				277,000	12/06/2021
P2009023289		Port St. Lucie	FL		03/09/2022	6.250	351,507		(274)				425,000	12/06/2021
P2009021573		Chambersburg	PA		06/28/2021	5.875	262,949		(365)				345,000	02/22/2021
P5220216654		TULSA	OK		04/20/2022	5.500	574,585		(375)				635,000	02/24/2022
P2009020251		RICHARDSON	TX		12/16/2020	6.000	71,621		(181)				235,000	10/05/2020
P2009023804		COMMERCE CITY	CO		04/20/2022	5.990	478,949		(300)				571,000	02/23/2022
P2009023114		Philadelphia	PA		12/28/2021	5.375	175,744		(151)				247,000	10/19/2021
P5220923025		Roy	UT		11/02/2022	8.875	766,402		(106)				825,000	09/06/2022
P5220116094		Bruceville	TX		06/15/2022	4.625	218,822		126				365,000	02/10/2022
P2009024004		Reisterstown	MD		06/02/2022	7.250	226,246		(132)				255,000	03/17/2022
P2009021614		Southfields	NY		06/29/2021	6.000	177,638	(2,649)					250,000	02/26/2021
P2009024702		Bolingbrook	IL		09/07/2022	8.250	195,792	(29)					235,000	07/13/2022
P2009022126		Hope Valley	RI		08/17/2021	5.500	176,383	(244)					415,000	05/04/2021
P2009021341		Fort Lauderdale	FL		05/28/2021	6.000	242,311	(339)					440,000	10/01/2020
P2009023768		Catonsville	MD		04/20/2022	7.125	278,186	(243)					310,000	01/27/2022
P2009024826		Jonesboro	GA		09/07/2022	8.990	471,446	(112)					565,000	07/06/2022
P4220620386		Stone Mountain	GA		08/24/2022	8.875	1,551,042	(392)					1,860,000	07/12/2022
P2001017370		Simi Valley	CA		06/25/2020	5.625	478,999	232					635,000	01/22/2020
P4220923382		Sarasota	FL		11/16/2022	6.875	400,455	(10)					586,000	07/28/2022
P2009023112		Naples	FL		12/28/2021	5.250	296,222	(258)					418,000	10/13/2021
P4220216612		Key Largo	FL		04/20/2022	4.750	1,491,619	(1,182)					1,875,000	03/01/2022
P2009020486		Studio City	CA		01/14/2021	6.500	1,472,827	(14,212)					1,710,000	12/15/2020
P5220923065		Santa Rosa	CA		11/30/2022	7.875	559,236	3					740,000	09/14/2022
P2009024730		Lincoln	NE		09/21/2022	6.990	342,158	(24)					455,000	06/30/2022
P5220822466		QUEEN CREEK	AZ		10/19/2022	8.750	402,196	(53)					462,000	07/27/2022
P4220821709		Chicago	IL		10/05/2022	7.750	264,093	(556)					290,000	08/09/2022
P4220317029		San Leon	TX		05/18/2022	5.625	366,369	(265)					440,000	03/28/2022
P2001702364		Los Angeles	CA		06/25/2020	4.375	424,181	227					605,000	09/03/2019
P2009023702		Palm Beach	FL		03/30/2022	3.750	222,686	(19)					315,000	12/21/2021
P5220317136		El Cajon	CA		04/20/2022	5.125	460,332	(287)					1,160,000	02/25/2022
P5220720554		Phoenix	AZ		09/21/2022	8.250	533,148	(123)					685,000	07/07/2022
P5220721104		Phoenix	AZ		09/07/2022	7.990	203,350	(36)					350,000	07/12/2022
P2009024879		Morristown	NJ		11/30/2022	7.875	592,000						765,000	08/01/2022
P5220720965		Cortland	IL		09/21/2022	7.125	208,455	(15)					260,000	04/20/2022
P5220619665		Bonita Springs	FL		09/21/2022	8.250	487,979	(72)					594,000	06/13/2022

ANNUAL STATEMENT FOR THE YEAR 2022 OF THE AMERICAN EQUITY INVESTMENT LIFE INSURANCE COMPANY

SCHEDULE B - PART 1

Showing All Mortgage Loans OWNED December 31 of Current Year

1	2	Location		5	6	7	8	Change in Book Value/Recorded Investment					14	15
		3	4					9	10	11	12	13		
Loan Number	Code	City	State	Loan Type	Date Acquired	Rate of Interest	Book Value/Recorded Investment Excluding Accrued Interest	Unrealized Valuation Increase (Decrease)	Current Year's (Amortization)/ Accretion	Current Year's Other-Than-Temporary Impairment Recognized	Capitalized Deferred Interest and Other	Total Foreign Exchange Change in Book Value	Value of Land and Buildings	Date of Last Appraisal or Valuation
P2009020383		Cranford	NJ.		01/29/2021	4.750	184,953		(427)				350,000	08/31/2020
P4200210853		Hollywood	FL.		06/25/2020	4.990	508,768		256				600,000	02/24/2020
P4220317013		Huntington Beach	CA.		04/20/2022	5.250	1,160,959		(689)				1,330,000	03/16/2022
P2009021436		Kent	WA.		05/28/2021	6.125	589,092						810,000	02/04/2021
P5220721289		Fort Lauderdale	FL.		10/05/2022	7.500	986,028		(1,647)				1,500,000	07/29/2022
P2009021961		Lexington	SC.		07/30/2021	4.625	125,040		1,630				175,000	06/04/2021
P2009023105		North Babylon	NY.		12/28/2021	4.625	353,873		(325)				433,000	10/09/2021
P2009023387		Stockton	CA.		04/20/2022	4.990	272,525		(294)				425,000	10/26/2021
P2009025174		Salem	UT.		12/14/2022	7.990	483,297		(14)				660,000	10/06/2022
P5220922813		Scottsdale	AZ.		12/14/2022	6.750	463,806		(5)				770,000	08/03/2022
P2009020362		Granby	MA.		01/29/2021	5.750	247,101		(313)				408,000	08/29/2020
P2009023393		Wharton	NJ.		03/09/2022	7.625	317,139		(353)				371,000	11/26/2021
P4220720780		Fort Lauderdale	FL.		09/07/2022	6.750	1,726,570		(103)				2,145,000	07/20/2022
P2009024922		Jonesboro	GA.		11/16/2022	6.875	585,190		6				840,000	09/19/2022
P4220216375		Valley Springs	CA.		05/04/2022	7.125	389,673		(338)				460,000	03/05/2022
P2009020228		Houston	TX.		01/14/2021	4.990	279,511		(170)				474,292	10/20/2020
P2009020068		Jamaica	NY.		12/18/2020	6.000	279,497		(4,176)				475,000	09/29/2019
P2002017906		Miami	FL.		06/25/2020	6.875	386,612		450				690,000	12/16/2019
P2009023906		Old Hickory	TN.		05/18/2022	6.750	189,500		(159)				300,000	02/21/2022
P2009023560		Minneapolis	MN.		05/04/2022	6.625	269,877		2,706				380,000	02/03/2022
P5220923237		Kissimmee	FL.		12/14/2022	6.625	263,627		(2)				388,000	08/23/2022
P2009021876		Las Vegas	NV.		07/30/2021	4.875	242,613		(348)				383,000	03/22/2021
P2009023125		Great Neck	NY.		12/28/2021	4.625	637,305		(585)				897,000	11/03/2021
P5220116170		Kodak	TN.		04/20/2022	6.625	603,514		(581)				820,000	02/07/2022
P4220822401		Memphis	TN.		10/05/2022	8.990	124,711		(20)				160,000	09/09/2022
P2009020514		San Jose	CA.		03/12/2021	5.500	973,614		(277)				1,382,800	12/07/2020
P2009020548		MESQUITE	TX.		02/24/2021	7.250	158,442		(110)				201,000	12/21/2020
P2009021365		FLORAL PARK	NY.		05/28/2021	5.500	133,923		(7)				230,000	11/05/2020
P5220317157		Laguna Beach	CA.		05/18/2022	5.625	2,569,532		(493)				3,800,000	03/18/2022
P5220619633		Apple Valley	MN.		08/10/2022	7.875	207,950		(46)				270,000	06/07/2022
P2008802561		Sherman Oaks	CA.		08/14/2020	4.125	806,337						1,675,000	02/29/2020
P2009023397		Maricopa	AZ.		03/09/2022	7.375	298,912		(302)				316,000	12/27/2021
P2009023783		Santa Rosa	CA.		04/20/2022	6.375	380,295		(366)				453,000	02/05/2022
P2009021567		Dix Hills	NY.		06/29/2021	5.625	661,560		(930)				850,000	12/23/2020
P2009023880		AURORA	CO.		05/18/2022	6.750	463,378		(383)				515,000	03/02/2022
P2009024966		Las Vegas	NV.		12/14/2022	7.875	492,669		(5)				650,000	07/21/2022
P4220317339		Phoenix	AZ.		04/20/2022	6.375	603,583		(521)				720,000	03/17/2022
P4220418204		Mint Hill	NC.		06/15/2022	9.250	583,029		(273)				655,000	05/14/2022
P2009023415		Temple Hills	MD.		03/09/2022	5.875	295,713		(348)				375,000	01/04/2022
P5220418602		Corpus Christi	TX.		07/13/2022	6.375	599,459		(192)				994,000	04/25/2022
P5220922970		Oklahoma City	OK.		11/16/2022	9.500	134,884		(12)				184,500	08/31/2022
P5221024357		Durant	OK.		12/14/2022	7.500	187,645		(7)				260,000	10/12/2022
P2009024447		Phoenix	AZ.		07/27/2022	8.750	378,034		(156)				400,000	05/10/2022
P5220720666		Silver Spring	MD.		09/07/2022	7.875	1,410,147		(337)				1,700,000	07/07/2022
P5220721428		Long Beach Township	NJ.		10/19/2022	7.625	675,408		(103)				1,995,000	06/14/2022
P2009024397		Desert Hot Springs	CA.		10/19/2022	6.750	163,946		5				350,000	08/18/2022
P4220317290		Pasadena	CA.		06/02/2022	6.375	679,396		(452)				722,500	03/17/2022
P4220418313		Kissimmee	FL.		06/15/2022	6.750	224,004		(9)				291,000	05/02/2022
P4220822243		Frankfort	IN.		11/16/2022	8.990	78,995		(7)				126,000	08/10/2022
P5220216827		Fredericksburg	TX.		04/06/2022	5.625	382,394		(307)				640,000	01/25/2022
P2001017439		Houston	TX.		06/25/2020	5.990	177,160		82				270,000	01/10/2020
P4220619837		Davenport	FL.		10/05/2022	7.375	299,036		8				450,000	08/03/2022

ANNUAL STATEMENT FOR THE YEAR 2022 OF THE AMERICAN EQUITY INVESTMENT LIFE INSURANCE COMPANY

SCHEDULE B - PART 1

Showing All Mortgage Loans OWNED December 31 of Current Year

1	2	Location		5	6	7	8	Change in Book Value/Recorded Investment					14	15
		3	4					9	10	11	12	13		
Loan Number	Code	City	State	Loan Type	Date Acquired	Rate of Interest	Book Value/Recorded Investment Excluding Accrued Interest	Unrealized Valuation Increase (Decrease)	Current Year's (Amortization)/ Accretion	Current Year's Other-Than-Temporary Impairment Recognized	Capitalized Deferred Interest and Other	Total Foreign Exchange Change in Book Value	Value of Land and Buildings	Date of Last Appraisal or Valuation
P1912016953	Capistrano Beach	CA.....06/25/20205.8751,242,2093522,600,00012/22/2019
P4220619978	Los Angeles	CA.....10/05/20226.1251,012,686211,800,00006/23/2022
P2009021327	Orlando	FL.....05/28/20215.750150,644(243)780,00011/19/2020
P2009025093	MIAMI	FL.....12/14/20229.250429,686(16)460,00009/29/2022
P2009023285	Odessa	TX.....03/09/20225.875216,791(235)259,00012/07/2021
P4220519454	Lewisville	TX.....09/21/20227.625271,605(20)335,00006/17/2022
P2009020240	Hilton Head Island	SC.....12/16/20206.375572,254(465)665,00011/16/2020
P2009023249	Sylmar	CA.....03/09/20225.375483,332(480)620,00011/29/2021
P5220721086	Belleville	NJ.....10/05/20228.625329,574(29)405,00006/28/2022
P5220721188	Philadelphia	PA.....11/02/20228.375167,500(10)235,00007/04/2022
P2002017872	Milwaukee	WI.....06/25/20205.990149,3171,181235,00002/04/2020
P2009023111	MOUNT POCONO	PA.....12/28/20219.000291,805(259)385,00011/22/2021
P5221024427	Montgomery	AL.....12/28/20225.750220,471(1)289,00010/20/2022
P5220721535	Columbia	MD.....10/19/20228.990190,134(22)245,50007/22/2022
P2009020412	Hicksville	NY.....01/29/20215.875436,939(6,395)622,00009/15/2020
P4220317445	Elizabethton	TN.....06/29/20226.375360,030(170)439,00006/08/2022
P5220519537	Davenport	FL.....08/10/20227.375586,069(182)723,00006/14/2022
P5220619908	Mequon	WI.....09/07/20228.990534,833(100)575,00006/21/2022
P2009023769	Forney	TX.....04/20/20227.875400,263(329)550,00001/28/2022
P4221024570	Redford	MI.....12/14/202210.250114,424(3)160,00010/19/2022
P2009024795	San Antonio	TX.....09/07/20227.990267,315(69)345,00007/08/2022
P4220922779	Chattanooga	TN.....12/14/20229.125971,812(38)1,120,00008/31/2022
P4220317546	Wimauma	FL.....09/21/20227.875307,442(21)475,00006/06/2022
P2009023544	Midland	TX.....04/06/20226.250214,196(237)269,80001/25/2022
P5220720614	Clarendon Hills	IL.....10/05/20228.990428,699(65)660,00004/13/2022
P5220721053	Ottsville	PA.....10/05/20228.990607,200(100)652,00007/18/2022
P4220317628	Frederick	MD.....06/02/20225.990498,364(139)546,00004/07/2022
P2009024493	Washington	DC.....08/10/20226.750359,098(118)780,00006/01/2022
P2009023643	Corcoran	CA.....04/06/20227.750276,965(264)290,00001/28/2022
P2009023308	Gurnee	IL.....03/09/20228.125202,219(209)255,00011/20/2021
P2009024999	Santa Ana	CA.....11/16/20226.9901,644,086(46)2,300,00008/17/2022
P4200110159	Orlando	FL.....06/25/20204.875306,0561,678405,00001/30/2020
P2009020609	NILES	IL.....03/26/20215.990227,954(190)375,00001/08/2021
P5220317239	Arlington	TX.....06/02/20225.250215,255(106)325,00004/01/2022
P2009021630	Oregon City	OR.....06/29/20215.750373,338(517)485,00003/18/2021
P2009021605	Encino	CA.....06/29/20216.000597,832(480)940,00003/02/2021
P2009023794	Katy	TX.....07/27/20225.875586,731(298)725,00002/08/2022
P4220822129	Jupiter	FL.....10/19/20227.750685,477(116)1,000,00008/09/2022
P2009021919	Westhampton Beach	NY.....07/30/20216.125700,125(904)1,125,00003/30/2021
P2009024543	Cary	IL.....08/10/20226.990242,345(52)340,00005/25/2022
P5220923330	Wellington	FL.....11/30/20228.875562,059(48)840,00009/19/2022
P2009020361	Granby	MA.....01/29/20215.750224,080(282)368,00008/22/2020
P4221024851	East Point	GA.....12/14/20229.625214,012(4)250,00010/27/2022
P4220923967	Huddleston	VA.....11/16/20227.990379,682(30)545,00009/21/2022
P2009020477	Sherman Oaks	CA.....02/09/20214.1251,016,647(94)1,505,00012/21/2020
P2009020081	Brooklyn	NY.....12/18/20206.000316,824(312)1,020,00010/30/2019
P5220923535	El Paso	TX.....11/02/20229.250529,262(70)650,00008/01/2022
P2009021935	Southwest Ranches	FL.....07/30/20215.875475,803(625)670,00004/09/2021
P5220720901	Daniel Island	SC.....10/05/20227.2501,669,575(27)2,175,00007/21/2022
P2009020162	Katy	TX.....12/16/20206.750509,998(241)680,00010/13/2020
P5220720559	Burnsville	NC.....08/24/20227.750277,531(68)505,00004/28/2022
P2009020343	MESA	AZ.....12/30/20206.250140,156(658)289,00011/04/2020

ANNUAL STATEMENT FOR THE YEAR 2022 OF THE AMERICAN EQUITY INVESTMENT LIFE INSURANCE COMPANY

SCHEDULE B - PART 1

Showing All Mortgage Loans OWNED December 31 of Current Year

1	2	Location		5	6	7	8	Change in Book Value/Recorded Investment					14	15
		3	4					9	10	11	12	13		
Loan Number	Code	City	State	Loan Type	Date Acquired	Rate of Interest	Book Value/Recorded Investment Excluding Accrued Interest	Unrealized Valuation Increase (Decrease)	Current Year's (Amortization)/ Accretion	Current Year's Other-Than-Temporary Impairment Recognized	Capitalized Deferred Interest and Other	Total Foreign Exchange Change in Book Value	Value of Land and Buildings	Date of Last Appraisal or Valuation
P2009022036		Plymouth	ME		08/17/2021	5.750	183,490		(2,504)				240,000	03/17/2021
P2009023992		Kissimmee	FL		06/02/2022	5.750	182,524		(55)				317,013	04/05/2022
P4220317514		Grand Junction	CO		05/04/2022	5.990	125,345		(17)				235,000	03/31/2022
P2009021433		Waxhaw	NC		05/28/2021	5.750	207,131		(295)				374,000	02/02/2021
P5220822616		Queen Creek	AZ		11/02/2022	7.500	901,422		(84)				1,176,500	07/13/2022
P2009020168		Encino	CA		12/30/2020	4.625	613,841		(385)				825,000	11/05/2020
P5221024625		MEMPHIS	TN		12/14/2022	9.250	77,425		(2)				115,000	09/15/2022
P2009023095		Coram	NY		12/28/2021	5.250	389,295		(339)				477,000	10/21/2021
P2009021929		Miami Shores	FL		07/30/2021	5.500	579,009		(736)				1,325,000	04/13/2021
P2009021397		Miami Springs	FL		05/28/2021	5.625	356,405		(508)				492,000	12/10/2020
P2009024160		Valley Center	CA		08/24/2022	6.990	875,014		(26)				1,000,000	04/21/2022
P4220923317		Tucson	AZ		11/02/2022	9.375	238,229		(31)				380,000	08/09/2022
P2009023779		Panama City Beach	FL		04/20/2022	5.125	231,489		(149)				300,000	02/10/2022
P5220923959		CAPE CORAL	FL		11/30/2022	9.875	292,816		(16)				340,000	06/24/2022
P2009024994		Flowery Br	GA		11/16/2022	8.990	757,795		(61)				980,000	08/23/2022
P2009020615		Manassas	VA		03/12/2021	6.750	385,649		(280)				480,000	01/30/2021
P4220923045		Homestead	FL		11/02/2022	7.750	626,476		(82)				750,000	08/31/2022
P4220316988		Casa Grande	AZ		05/18/2022	6.500	286,057		(192)				354,000	02/16/2022
P5220518919		Nampa	ID		07/13/2022	7.875	848,520		(342)				920,000	05/09/2022
P2009020374		Kent	WA		01/29/2021	6.375	511,356		(9,016)				680,000	09/17/2020
P2009024186		Northglenn	CO		08/24/2022	7.375	483,084		(92)				555,000	04/19/2022
P2009020100		Davenport	FL		12/18/2020	5.250	148,198		(118)				242,000	01/27/2020
P5221024282		Miami	FL		11/16/2022	8.375	433,463		(40)				590,000	08/01/2022
P2009020430		Salem	OR		01/29/2021	4.875	508,056		(693)				845,000	09/17/2020
P2009024256		Katy	TX		06/02/2022	7.375	313,958		(177)				335,000	03/25/2022
P5220923141		Waterbury	CT		11/30/2022	8.500	242,239		(15)				290,000	09/16/2022
P2009023382		Las Vegas	NV		03/09/2022	4.750	419,753		(226)				460,000	11/23/2021
P2009023485		Bridgeport	CT		04/20/2022	7.250	308,123		(292)				341,000	01/26/2022
P5220519098		Missouri City	TX		10/05/2022	8.500	643,268		21				820,000	05/31/2022
P2009020340		AVONDALE	AZ		12/30/2020	4.375	182,296		(220)				300,000	09/11/2020
P2009024410		South Elgin	IL		08/10/2022	7.990	224,557		(84)				252,000	06/07/2022
P2001017125		Hampshire	IL		06/25/2020	5.250	247,329		122				330,000	01/10/2020
P2009023711		Raytown	MO		03/30/2022	5.000	67,656		(12)				163,000	01/20/2022
P1912016789		West Palm Beach	FL		06/25/2020	6.250	204,163		(1,978)				356,000	10/25/2019
P4220822531		Broken Bow	OK		10/19/2022	7.750	1,018,328		(152)				1,344,000	08/18/2022
P2009023766		Chicago	IL		05/04/2022	7.500	257,599		(217)				351,000	02/15/2022
P2009020231		Paramount	CA		02/24/2021	6.250	269,045		(411)				715,000	10/28/2020
P2009023099		BROOKLYN	NY		12/28/2021	5.000	155,527		(138)				220,000	10/28/2021
P4220216296		Palm Bay	FL		03/30/2022	5.625	151,991		(175)				194,000	02/22/2022
P5211115025		Miramar	FL		08/10/2022	4.750	301,279		(94)				433,000	03/14/2022
P2009023317		North Chesterfield	VA		04/06/2022	5.875	203,790		(147)				248,000	12/20/2021
P4211215393		Lambertville	NJ		04/20/2022	4.750	961,523		(824)				1,500,000	02/28/2022
P2009023048		Hollis	NY		12/28/2021	5.000	398,261		(2,916)				502,000	09/29/2021
P2009024670		Carteret	NJ		08/24/2022	8.875	426,849		(109)				472,000	06/16/2022
P2009024658		Puyallup	WA		09/07/2022	7.500	552,636		(94)				600,000	06/06/2022
P4200210589		Minneapolis	MN		06/25/2020	4.875	462,475		236				615,000	02/10/2020
P2009020437		Alexandria	VA		01/14/2021	6.750	419,279		(241)				495,000	12/03/2020
P5220317476		Antioch	CA		05/18/2022	5.990	401,319		(288)				640,000	03/30/2022
P5220721456		Colorado Springs	CO		10/05/2022	8.250	476,244		(1,187)				799,000	08/02/2022
P4220922979		Ringgold	GA		11/16/2022	7.750	409,594		(46)				500,000	10/05/2022
P2009024401		Marengo	IL		09/07/2022	7.625	302,742		(30)				371,000	06/30/2022
P2009023475		West Long Branch	NJ		04/20/2022	8.250	422,741		(361)				567,500	12/20/2021

ANNUAL STATEMENT FOR THE YEAR 2022 OF THE AMERICAN EQUITY INVESTMENT LIFE INSURANCE COMPANY

SCHEDULE B - PART 1

Showing All Mortgage Loans OWNED December 31 of Current Year

1	2	Location		5	6	7	8	Change in Book Value/Recorded Investment					14	15
		3	4					9	10	11	12	13		
Loan Number	Code	City	State	Loan Type	Date Acquired	Rate of Interest	Book Value/Recorded Investment Excluding Accrued Interest	Unrealized Valuation Increase (Decrease)	Current Year's (Amortization)/ Accretion	Current Year's Other-Than-Temporary Impairment Recognized	Capitalized Deferred Interest and Other	Total Foreign Exchange Change in Book Value	Value of Land and Buildings	Date of Last Appraisal or Valuation
P2009024929		Spring	TX.		11/16/2022	7.990	239,177		(23)				315,000	09/21/2022
P2009023278		Land O' Lakes	FL.		03/09/2022	5.125	496,518		(234)				545,000	12/28/2021
P2009021373		Marathon	FL.		05/28/2021	6.000	134,935		(188)				235,000	01/14/2021
P2009024665		Houston	TX.		08/10/2022	7.500	191,150		(64)				265,000	05/21/2022
P2009023893		ENCINO	CA.		06/02/2022	5.375	2,983,663		(1,165)				6,000,000	03/18/2022
P2009020256		MISSOURI CITY	TX.		01/14/2021	5.990	900,055		(502)				1,060,000	11/16/2020
P2009021927		Huntingdon Valley	PA.		07/30/2021	5.625	310,672		(419)				452,000	04/10/2021
P4220821654		Fountain Valley	CA.		10/05/2022	6.750	842,441		(158)				1,200,000	06/24/2022
P5220216234		New Haven	CT.		03/30/2022	6.125	122,349		(146)				175,000	01/04/2022
P5220821988		Plant City	FL.		10/05/2022	8.875	334,394		(1,148)				383,000	08/05/2022
P4220822670		Los Angeles	CA.		10/05/2022	6.750	745,971		(58)				920,000	08/16/2022
P5220721380		Leland	NC.		09/07/2022	6.795	347,918		18				480,000	05/25/2022
P4220216252		Bethlehem	GA.		03/30/2022	6.250	364,595		(427)				382,000	02/08/2022
P5220216632		La Plata	MD.		05/18/2022	6.990	256,279		(208)				285,000	02/27/2022
P5220821718		Medina	OH.		10/05/2022	8.875	1,168,488		(195)				1,500,000	08/04/2022
P2001017358		Muskegon	MI.		06/25/2020	8.500	171,944		10				224,000	12/16/2019
P2009023867		Salem	OR.		05/18/2022	6.500	362,629		(308)				456,893	02/15/2022
P5221024172		Houston	TX.		12/14/2022	8.625	156,743		(7)				335,000	10/13/2022
P2009023303		Winchester	VA.		03/09/2022	6.875	312,167		(346)				330,900	12/20/2021
P4220822309		New Lenox	IL.		11/02/2022	7.875	215,893		(25)				300,000	07/09/2022
P5220417955		Macon	GA.		07/27/2022	6.500	163,654		(11)				240,000	04/27/2022
P2009020537		Pembroke Pines	FL.		02/24/2021	5.375	234,730		(152)				360,000	01/11/2021
P2009023722		Fort Worth	TX.		03/30/2022	5.000	126,242		(8)				370,000	01/12/2022
P2009021613		Port Washington	NY.		06/29/2021	5.250	491,562		(713)				840,000	03/05/2021
P5220822586		Douglasville	GA.		11/02/2022	6.990	578,989		(23)				775,000	08/16/2022
P2009023816		Stockton	CA.		04/20/2022	7.125	415,789		(371)				526,000	02/22/2022
P5220316942		Santa Rosa	CA.		04/20/2022	5.625	1,372,169		(1,099)				1,550,000	02/16/2022
P2009024899		Chesterfield	VA.		09/21/2022	8.990	264,551		(46)				304,000	07/22/2022
P2009023335		SUMMERVILLE	SC.		03/09/2022	6.875	318,584		(326)				370,000	12/03/2021
P4221024116		Glendale	CA.		12/28/2022	7.750	953,253		(1)				1,175,000	10/15/2022
P5220721147		Science Hill	KY.		09/07/2022	8.375	89,997		(15)				127,000	07/19/2022
P2009024217		Phoenix	AZ.		07/13/2022	6.375	252,939		(6)				372,000	04/14/2022
P4191209377		Travelers Rest	SC.		06/25/2020	5.500	190,820		93				229,000	12/13/2019
P2009020089		Philadelphia	PA.		12/18/2020	5.750	146,884		(1,559)				260,000	10/31/2019
P5220519113		Rockport	TX.		09/07/2022	7.125	158,450		(26)				700,000	06/15/2022
P5220822622		Shelton	CT.		11/30/2022	8.125	278,996		(19)				410,000	09/05/2022
P2009024713		Manteca	CA.		08/10/2022	7.875	698,791		(153)				800,000	05/24/2022
P2009021901		Ontario	CA.		07/30/2021	6.000	107,893		(191)				605,000	01/30/2021
P5220116185		SHOREWOOD	WI.		05/04/2022	7.375	278,604		(237)				405,000	02/04/2022
P2009020238		Santa Fe	NM.		12/16/2020	6.125	527,040		(7,177)				730,000	11/03/2020
P2001017256		Hillsboro Beach	FL.		06/25/2020	5.750	513,707		177				690,000	12/24/2019
P2009024890		Garden Grove	CA.		10/05/2022	7.750	748,739		(61)				1,050,000	07/19/2022
P2009024968		Malibu	CA.		12/14/2022	7.625	1,426,248		(619)				1,800,000	07/25/2022
P4211014424		Alpharetta	GA.		03/09/2022	6.375	933,060		(551)				1,300,000	01/04/2022
P2009025170		Lake Ariel	PA.		12/14/2022	8.125	152,216		(4)				198,000	09/28/2022
P4220822109		Surfside	FL.		11/16/2022	7.625	626,451		(69)				1,595,000	09/22/2022
P5220822303		Stamford	CT.		10/19/2022	6.990	236,525		(9)				335,000	08/12/2022
P2009023536		Yermo	CA.		05/04/2022	4.750	389,640		(201)				490,000	02/17/2022
P5220518896		Woodland Hills	CA.		06/29/2022	6.250	304,849		(14)				600,000	05/13/2022
P4220316844		Alton	UT.		05/04/2022	8.990	526,344		(369)				621,000	03/22/2022
P2009024863		Topeka	KS.		10/19/2022	8.375	246,898		(10)				410,000	08/10/2022
P4220518803		Santa Rosa Beach	FL.		07/13/2022	6.990	406,832		(141)				450,000	05/17/2022

ANNUAL STATEMENT FOR THE YEAR 2022 OF THE AMERICAN EQUITY INVESTMENT LIFE INSURANCE COMPANY

SCHEDULE B - PART 1

Showing All Mortgage Loans OWNED December 31 of Current Year

1	2	Location		5	6	7	8	Change in Book Value/Recorded Investment					14	15
		3	4					9	10	11	12	13		
Loan Number	Code	City	State	Loan Type	Date Acquired	Rate of Interest	Book Value/Recorded Investment Excluding Accrued Interest	Unrealized Valuation Increase (Decrease)	Current Year's (Amortization)/ Accretion	Current Year's Other-Than-Temporary Impairment Recognized	Capitalized Deferred Interest and Other	Total Foreign Exchange Change in Book Value	Value of Land and Buildings	Date of Last Appraisal or Valuation
P4220721391		Sedalia	CO.		09/21/2022	8.375	430,980		(82)				568,000	08/07/2022
P4220619629		Tampa	FL.		08/10/2022	7.125	669,746		(160)				725,000	06/06/2022
P2009023914		Bluffton	SC.		05/04/2022	7.125	251,225		(224)				300,000	03/04/2022
P5220822261		University Place	WA.		10/05/2022	8.750	1,063,549		(181)				1,282,000	07/06/2022
P5220821734		Tiffin	IA.		10/19/2022	7.625	141,388		(18)				265,000	07/13/2022
P5220721066		Guyton	GA.		09/21/2022	8.875	283,698		(57)				340,000	07/25/2022
P5220924050		MADISON	MS.		11/16/2022	8.875	270,110		(24)				308,000	08/10/2022
P2009024876		Edinburg	TX.		11/16/2022	8.875	170,274		(12)				485,000	08/12/2022
P2009020377		Lexington	NC.		01/29/2021	6.125	80,955		(1,133)				219,000	09/07/2020
P4200109958		Bailey	CO.		06/25/2020	4.875	141,954		728				395,000	01/30/2020
P2009023817		Manteca	CA.		05/18/2022	5.875	278,600		(234)				514,963	02/17/2022
P4220216276		Mt Pleasant	SC.		03/09/2022	5.500	1,237,975		(458)				1,510,000	02/04/2022
P5221025004		Chalmette	LA.		12/28/2022	9.125	179,362		(1)				215,000	10/14/2022
P2010802589		Houston	TX.		12/16/2020	6.750	116,502		(71)				146,000	10/01/2020
P2009023870		Temple Hills	MD.		05/18/2022	6.750	404,496		(329)				450,000	02/18/2022
P2009020211		El Cajon	CA.		12/30/2020	6.499	669,585		(718)				800,000	10/13/2020
P2009023365		Fort Washington	MD.		03/09/2022	5.625	272,228		(238)				393,000	12/20/2021
P5220720734		Bakersfield	CA.		09/07/2022	8.500	217,174		(55)				307,000	07/12/2022
P2009020436		STOCKTON	CA.		01/27/2021	6.375	262,495		(277)				478,000	12/07/2020
P2009020624		Ahwahnee	CA.		03/12/2021	4.990	867,824		(735)				1,150,000	12/20/2020
P5220923891		Newburgh	NY.		12/14/2022	7.500	223,163		(97)				310,000	08/24/2022
P2009021621		Parkland	FL.		06/29/2021	5.250	601,517		(872)				780,000	03/08/2021
P5220216796		Riverwoods	IL.		05/04/2022	7.250	317,450		(273)				480,000	01/12/2022
P5220216716		Austin	TX.		05/18/2022	5.375	2,027,635		(1,469)				3,000,000	03/03/2022
P5221025099		Jackson	TN.		12/28/2022	9.375	153,823		(1)				190,000	10/28/2022
P2009021356		East Elmhurst	NY.		05/28/2021	6.375	486,020		(9,034)				850,000	09/23/2020
P4221025260		Aurora	CO.		12/28/2022	8.750	574,746		(4)				900,000	11/14/2022
P4220115722		albuquerque	NM.		03/09/2022	3.750	326,877		153				501,000	01/20/2022
P1912016596		Aloha	OR.		06/25/2020	7.250	276,046		(4,377)				375,000	12/02/2019
P2009024470		Meriden	CT.		09/07/2022	7.990	203,844		(52)				330,000	07/06/2022
P2009021601		Beaumont	TX.		06/29/2021	6.500	195,004		(254)				255,000	01/28/2021
P2009024811		New Prt Rchy	FL.		09/07/2022	7.875	462,132		(82)				600,000	07/07/2022
P2009022043		Monson	MA.		08/17/2021	5.500	258,691		(3,140)				338,000	04/07/2021
P2009023795		Cape Coral	FL.		05/18/2022	5.750	230,660		(212)				312,000	02/22/2022
P2009023371		Austell	GA.		04/06/2022	7.625	295,513		(292)				309,000	01/06/2022
P2009024126		Portland	OR.		07/13/2022	6.125	344,085		(61)				425,000	04/25/2022
P5220317186		Hercules	CA.		04/20/2022	5.375	443,540		(58)				880,000	03/09/2022
P2009023634		Greensboro	NC.		05/18/2022	7.125	166,384		(133)				185,000	01/25/2022
P1912016665		Shaver Lake	CA.		06/25/2020	6.500	135,924		63				650,000	12/12/2019
P2009021905		Woodbury	NY.		07/30/2021	4.875	1,818,982		(2,607)				2,517,000	03/18/2021
P5220721489		Gastonia	NC.		10/05/2022	8.750	82,722		(20)				273,000	08/08/2022
P5220216492		Paola	KS.		04/20/2022	5.375	165,568		(142)				280,000	02/21/2022
P2009020636		Fort Pierce	FL.		03/26/2021	5.375	151,200		(44)				193,000	01/28/2021
P2009020529		BURLINGTON	NJ.		02/02/2021	6.625	147,596		(72)				200,000	11/19/2020
P2002017647		Corona	CA.		06/25/2020	4.500	385,331		199				528,000	02/01/2020
P2009023454		Davenport	FL.		03/09/2022	6.375	313,801		(185)				385,000	12/02/2021
P5220923878		Newburgh	NY.		12/14/2022	7.500	403,116		(281)				563,000	10/25/2022
P2009023060		Burlington	MA.		12/28/2021	4.625	812,063		(747)				995,000	11/01/2021
P2009021479		Albany	NY.		05/28/2021	5.750	134,779		(190)				210,000	12/22/2020
P2009024523		Parker	CO.		08/10/2022	6.750	527,186		(76)				1,010,000	05/17/2022
P2009021887		Aurora	CO.		07/30/2021	6.125	2,096,531		(2,685)				2,900,000	03/26/2021
P2009022107		Lebanon	OR.		08/17/2021	5.625	599,459		(822)				770,000	03/26/2021

ANNUAL STATEMENT FOR THE YEAR 2022 OF THE AMERICAN EQUITY INVESTMENT LIFE INSURANCE COMPANY

SCHEDULE B - PART 1

Showing All Mortgage Loans OWNED December 31 of Current Year

1	2	Location		5	6	7	8	Change in Book Value/Recorded Investment					14	15
		3	4					9	10	11	12	13		
Loan Number	Code	City	State	Loan Type	Date Acquired	Rate of Interest	Book Value/Recorded Investment Excluding Accrued Interest	Unrealized Valuation Increase (Decrease)	Current Year's (Amortization)/ Accretion	Current Year's Other-Than-Temporary Impairment Recognized	Capitalized Deferred Interest and Other	Total Foreign Exchange Change in Book Value	Value of Land and Buildings	Date of Last Appraisal or Valuation
P2009023526		West Valley City	UT.		05/04/2022	6.500	628,157		(315)				720,000	12/08/2021
P5220418060		Naples	FL.		07/13/2022	6.250	372,209		(89)				730,000	05/03/2022
P2009020191		Denver	CO.		12/30/2020	4.625	611,096		(72)				785,000	10/15/2020
P2009024614		Denver	CO.		09/07/2022	8.250	161,308		(42)				540,000	07/07/2022
P2009023348		Fort Washington	MD.		03/09/2022	6.500	367,194		(359)				395,000	01/06/2022
P5220317782		Dallas	TX.		07/13/2022	7.125	385,310		(178)				680,000	04/15/2022
P1912016905		Orlando	FL.		06/25/2020	5.375	376,671		186				505,000	12/26/2019
P4200110034		Huntsville	UT.		06/25/2020	7.875	127,374		50				190,000	02/12/2020
P4220619630		Stockton	CA.		08/10/2022	7.990	560,086		(34)				670,000	06/09/2022
P4220216441		Corona	CA.		05/04/2022	5.500	559,195		(471)				685,000	03/11/2022
P4220116146		Atlanta	GA.		03/09/2022	4.875	643,404		(439)				705,000	02/03/2022
P5220518640		TAMPA	FL.		06/29/2022	8.125	415,028		(255)				435,000	05/09/2022
P2009021903		Kent	WA.		07/30/2021	5.250	452,359		(629)				625,000	04/06/2021
P2009023734		Raleigh	NC.		03/30/2022	3.750	119,513		(24)				240,000	12/13/2021
P2009023570		Corona	CA.		04/20/2022	7.625	840,364		(758)				880,000	01/28/2022
P2009023780		COCONUT CREEK	FL.		04/20/2022	6.375	371,200		(335)				470,000	02/13/2022
P4191109143		Fort Lupton	CO.		06/25/2020	5.250	428,945		840				575,000	12/20/2019
P5220720764		Canton	TX.		09/21/2022	8.250	287,448		(55)				346,000	06/27/2022
P5220620250		Garland	TX.		08/24/2022	8.625	432,523		(118)				525,000	06/06/2022
P2009023704		Spring	TX.		03/30/2022	5.000	222,186		(14)				295,000	12/17/2021
P2009023991		West Milford	NJ.		07/27/2022	6.375	361,340		(21)				471,725	04/12/2022
P4220822642		New Albany	OH.		10/19/2022	7.625	1,745,670		(265)				2,100,000	08/24/2022
P2009020264		Las Vegas	NV.		12/30/2020	5.499	588,381		(741)				1,693,000	10/17/2020
P2009020121		West Babylon	NY.		12/18/2020	6.500	151,663		(142)				470,000	03/06/2020
P2009020644		Saint Petersburg	FL.		03/26/2021	4.875	253,166		(137)				340,000	02/05/2021
P2009020126		Brooklyn	NY.		12/18/2020	6.500	193,630		(182)				295,000	02/24/2020
P2009025105		CINNAMINSON	NJ.		11/30/2022	6.990	391,564		(6)				500,000	09/26/2022
P5220216728		Lake Havasu City	AZ.		04/20/2022	6.375	162,145		965				440,000	02/23/2022
P2009021561		Georgetown	DE.		06/29/2021	5.250	373,314		(581)				630,000	01/15/2021
P4220519187		Loxahatchee	FL.		07/27/2022	7.500	651,253		(280)				755,000	05/25/2022
P5220619829		Los Angeles	CA.		11/02/2022	8.625	345,328						425,000	04/13/2022
P5220216565		SAINT CHARLES	IL.		04/20/2022	6.750	832,025		(771)				880,000	02/11/2022
P2009023311		Melrose Park	IL.		03/09/2022	7.625	236,719		(233)				310,000	12/14/2021
P5220619840		Mims	FL.		08/24/2022	8.375	592,286		(159)				710,000	06/02/2022
P4220216594		Corona	CA.		04/20/2022	4.875	316,741		(188)				865,000	03/05/2022
P4220822173		Woodbine	MD.		10/05/2022	6.875	1,200,847		(140)				1,485,000	08/23/2022
P2009024406		Crystal Lake	IL.		07/27/2022	7.990	238,590		(113)				265,000	03/22/2022
P5221125874		Sugar Land	TX.		12/28/2022	8.999	681,008		(5)				890,000	08/29/2022
P2009024650		Bridgeton	NJ.		08/24/2022	8.125	220,622		(27)				255,000	06/27/2022
P5220721278		Chicago	IL.		10/05/2022	8.990	1,154,986		(169)				1,595,000	07/26/2022
P2009021586		Lake Stevens	WA.		06/29/2021	5.750	388,890		(541)				500,000	03/07/2021
P4220822506		Sevierville	TN.		10/19/2022	8.375	614,687		(32)				790,000	08/08/2022
P2009021550		New York	NY.		06/29/2021	5.875	503,428		(6,918)				1,100,000	01/14/2021
P2009024753		Kent	WA.		09/07/2022	9.500	596,910		(125)				675,000	07/08/2022
P5220317545		Glen Allen	VA.		06/02/2022	8.250	395,534		(271)				533,000	02/28/2022
P4220317106		Irvine	CA.		05/18/2022	5.500	900,966		(101)				1,100,000	03/21/2022
P2002802507		Oxnard	CA.		06/25/2020	5.750	461,642		219				575,000	01/14/2020
P2009022053		FAIRFIELD	CA.		08/17/2021	5.125	488,899		(702)				630,500	04/12/2021
P5220821582		Houston	TX.		10/19/2022	8.125	794,885		(113)				850,000	08/30/2022
P5220317362		Menifee	CA.		05/04/2022	5.750	104,593		(91)				605,000	03/25/2022
P5220216683		Kyle	TX.		03/30/2022	5.500	247,392		(250)				333,000	02/07/2022
P2001017461		Paterson	NJ.		06/25/2020	5.875	306,666		144				360,000	01/13/2020

ANNUAL STATEMENT FOR THE YEAR 2022 OF THE AMERICAN EQUITY INVESTMENT LIFE INSURANCE COMPANY

SCHEDULE B - PART 1

Showing All Mortgage Loans OWNED December 31 of Current Year

1	2	Location		5	6	7	8	Change in Book Value/Recorded Investment					14	15
		3	4					9	10	11	12	13		
Loan Number	Code	City	State	Loan Type	Date Acquired	Rate of Interest	Book Value/Recorded Investment Excluding Accrued Interest	Unrealized Valuation Increase (Decrease)	Current Year's (Amortization)/ Accretion	Current Year's Other-Than-Temporary Impairment Recognized	Capitalized Deferred Interest and Other	Total Foreign Exchange Change in Book Value	Value of Land and Buildings	Date of Last Appraisal or Valuation
P2009023254		Dundalk	MD.		03/09/2022	6.625	220,855		(204)				237,000	12/21/2021
P2009020324		RICHMOND	TX.		01/14/2021	6.625	406,461		(265)				575,000	11/14/2020
P4200210524		Coral Springs	FL.		06/25/2020	6.125	386,190		140				460,000	02/11/2020
P2009023290		Brookfield	CT.		03/09/2022	5.875	318,782		(254)				386,000	11/09/2021
P2009025064		Brick	NJ.		11/16/2022	8.750	352,450		(34)				455,000	09/06/2022
P5220821682		Lakeway	TX.		09/21/2022	8.990	941,065		(108)				1,065,000	08/05/2022
P4220317164		Boca Raton	FL.		05/04/2022	4.990	1,471,644		(732)				2,465,000	04/04/2022
P4211114759		Fort Lauderdale	FL.		03/30/2022	4.990	597,662		(434)				830,000	12/14/2021
P2009024712		Pikesville	MD.		08/10/2022	8.875	231,274		(45)				290,000	05/05/2022
P5221024122		Woodbridge	VA.		12/14/2022	8.990	366,340		1				435,000	08/12/2022
P2009020301		Renton	WA.		12/30/2020	5.750	464,011		(627)				698,000	09/27/2020
P2009023724		Pasadena	TX.		03/30/2022	3.500	142,829		(29)				205,000	09/20/2021
P2009025076		Cypress	TX.		11/16/2022	9.250	417,518		(15)				465,000	09/16/2022
P4220620443		Asheville	NC.		08/24/2022	7.500	273,038		(9)				355,000	07/09/2022
P2009021888		Woodhaven	NY.		07/30/2021	5.500	430,588		(586)				640,000	04/02/2021
P5220619614		Kissimmee	FL.		08/10/2022	6.625	432,291		(50)				535,000	06/09/2022
P2009022049		DENTON	MD.		08/17/2021	6.375	145,552		(188)				214,000	04/08/2021
P5220316880		Huntington Beach	CA.		05/04/2022	5.875	2,392,205		(2,108)				2,850,000	02/10/2022
P4191209523		West Palm Beach	FL.		06/25/2020	4.875	278,291		142				344,000	12/31/2019
P2009024990		Sterling	CT.		10/19/2022	8.375	448,939		(62)				540,000	08/26/2022
P4220922757		Davie	FL.		10/19/2022	6.875	424,757		(38)				520,000	08/17/2022
P4220821966		Quinlan	TX.		10/19/2022	8.875	374,330		(45)				425,000	07/25/2022
P2009023718		Brigantine	NJ.		03/30/2022	4.875	200,655						510,000	10/30/2021
P4200109907		Wichita	KS.		06/25/2020	8.375	339,879		63				456,000	01/30/2020
P2009023656		Houston	TX.		03/30/2022	3.875	132,804		(11)				180,000	10/29/2021
P2009023653		Houston	TX.		03/30/2022	3.625	166,130		(15)				235,000	10/23/2021
P5221024752		Nashville	TN.		11/30/2022	7.750	318,065		(165)				510,000	08/18/2022
P2009021346		New York	NY.		05/28/2021	6.750	1,141,881		(1,494)				1,750,000	09/17/2020
P4220821891		Austin	TX.		10/05/2022	8.125	151,509		(7)				470,000	08/26/2022
P5220216330		Phoenix	AZ.		03/30/2022	4.990	243,549		(118)				451,000	02/15/2022
P4220619943		Austin	TX.		08/10/2022	6.625	130,429		(33)				335,000	07/01/2022
P2009024861		San Diego	CA.		09/07/2022	6.875	1,199,141		5				2,000,000	07/13/2022
P4220822350		Oceanside	CA.		10/05/2022	6.625	671,331		(44)				850,000	08/24/2022
P5220317605		Myrtle Beach	SC.		05/18/2022	6.250	135,156		(58)				176,000	02/16/2022
P4200110331		Minneapolis	MN.		06/25/2020	7.125	736,500		(6,296)				995,000	12/19/2019
P2008802562		La Habra Heights	CA.		08/14/2020	3.990	489,435						780,000	02/18/2020
P2009024696		Belleville	NJ.		08/10/2022	8.125	385,147		(82)				500,000	05/18/2022
P4220822356		Brownsville	OR.		10/19/2022	6.990	1,115,925		(99)				1,500,000	08/04/2022
P2009024846		Richmond	TX.		10/19/2022	7.375	425,488		(26)				546,000	07/20/2022
P4220720865		Jacksonville	FL.		09/21/2022	8.750	549,967		(112)				620,000	08/16/2022
P2009020282		Hudson	FL.		12/30/2020	6.000	139,757		(177)				175,000	11/03/2020
P2009025181		Bridgeport	CT.		11/30/2022	8.875	303,335		(10)				395,000	10/03/2022
P2009020622		Knoxville	MD.		03/26/2021	5.750	250,838		(228)				460,000	02/07/2021
P5220923518		Live Oak	TX.		11/30/2022	7.875	229,347		(219)				278,000	09/26/2022
P2009024328		Cinnaminson	NJ.		07/13/2022	7.875	357,685		(174)				400,000	05/04/2022
P5220418330		Wilkes Barre	PA.		07/13/2022	7.500	110,267		(55)				154,000	03/12/2022
P2009021926		Naples	FL.		07/30/2021	5.625	361,788		(489)				500,000	04/02/2021
P5221024276		Jacksonville	FL.		12/28/2022	9.750	228,066		(1)				292,000	10/11/2022
P2009020142		Port Saint Lucie	FL.		12/18/2020	6.750	162,494		(152)				284,000	04/03/2020
P5220216546		Indianapolis	IN.		04/20/2022	6.250	135,496		(112)				175,000	02/18/2022
P5220923170		Sun City West	AZ.		11/16/2022	6.990	403,182		(10)				500,000	08/31/2022
P2009021931		Allentown	NJ.		07/30/2021	5.625	229,744		(69)				650,000	04/13/2021

ANNUAL STATEMENT FOR THE YEAR 2022 OF THE AMERICAN EQUITY INVESTMENT LIFE INSURANCE COMPANY

SCHEDULE B - PART 1

Showing All Mortgage Loans OWNED December 31 of Current Year

1	2	Location		5	6	7	8	Change in Book Value/Recorded Investment					14	15
		3	4					9	10	11	12	13		
Loan Number	Code	City	State	Loan Type	Date Acquired	Rate of Interest	Book Value/Recorded Investment Excluding Accrued Interest	Unrealized Valuation Increase (Decrease)	Current Year's (Amortization)/ Accretion	Current Year's Other-Than-Temporary Impairment Recognized	Capitalized Deferred Interest and Other	Total Foreign Exchange Change in Book Value	Value of Land and Buildings	Date of Last Appraisal or Valuation
P5220821692	Colorado Springs	CO.....	10/19/2022	7.875	463,556	(506)	753,000	07/19/2022
P4220822457	Burton	MI.....	11/02/2022	7.750	178,948	(22)	249,900	06/23/2022
P4220518835	Bradenton	FL.....	06/29/2022	6.375	450,540	(119)	670,000	05/20/2022
P1912016339	Las Vegas	NV.....	06/25/2020	5.750	178,402	11	255,000	11/25/2019
P2009023815	Woodbridge	VA.....	05/18/2022	6.625	307,710	(259)	388,000	03/02/2022
P2009020466	ORLANDO	FL.....	01/27/2021	6.750	608,917	(445)	925,000	11/11/2020
P2009023558	Las Vegas	NV.....	04/06/2022	4.875	432,180	(366)	526,000	01/15/2022
P4220317348	Davenport	FL.....	07/13/2022	6.875	411,696	(134)	638,000	04/26/2022
P2009021342	Nyack	NY.....	05/28/2021	5.875	765,507	(1,082)	985,000	10/12/2020
P5220518794	Vista	CA.....	09/07/2022	8.500	848,575	(141)	1,100,000	06/14/2022
P5220216301	Hoover	AL.....	03/30/2022	7.000	221,891	(242)	310,000	01/05/2022
P5220316972	Danville	PA.....	05/04/2022	5.500	142,195	(89)	225,000	03/29/2022
P2009023915	Denver	CO.....	05/18/2022	7.375	420,466	(326)	474,991	03/16/2022
P5220418620	Austin	TX.....	07/27/2022	6.625	846,390	(221)	1,476,000	02/02/2022
P2009023692	Frisco	TX.....	03/30/2022	5.000	288,791	(19)	490,000	12/10/2021
P4220216267	Fresno	CA.....	04/20/2022	4.500	1,005,132	(118)	2,350,000	03/02/2022
P4220720715	Hickory	NC.....	08/24/2022	9.250	128,929	(29)	138,000	06/28/2022
P5220619612	Cincinnati	OH.....	10/05/2022	9.990	97,187	(16)	133,000	06/23/2022
P5220518834	Bella Vista	AR.....	07/27/2022	9.375	184,468	(67)	265,000	05/16/2022
P2009025080	Grass Valley	CA.....	12/14/2022	8.500	649,493	1	900,000	08/04/2022
P2009020492	ORLANDO	FL.....	01/27/2021	6.750	295,935	(169)	375,000	11/04/2020
P4220317224	Scottsdale	AZ.....	05/18/2022	5.750	242,608	(16)	341,000	02/23/2022
P2009020165	Kyle	TX.....	12/16/2020	7.990	202,242	(113)	252,000	10/09/2020
P2009023694	Charlotte	NC.....	03/30/2022	4.875	159,241	(29)	246,000	09/24/2021
P5220620390	Marina Del Rey	CA.....	09/21/2022	7.990	799,581	(24)	1,350,000	06/29/2022
P5220418013	Scottsdale	AZ.....	06/02/2022	8.250	746,906	(469)	900,000	03/09/2022
P2009020212	Chicago	IL.....	12/30/2020	6.740	234,569	(246)	300,000	09/03/2020
P2009020265	Encino	CA.....	12/30/2020	4.375	2,499,719	(3,430)	4,200,000	10/17/2020
P2009024972	TEMECULA	CA.....	11/30/2022	6.990	2,995,174	1,354	5,499,542	06/21/2022
P5220822085	Haslet	TX.....	10/05/2022	8.125	467,300	(86)	615,000	08/16/2022
P2009023777	HOUSTON	TX.....	05/18/2022	6.250	194,468	(170)	230,000	02/28/2022
P2009020136	Lodi	NJ.....	12/18/2020	6.750	129,356	(119)	300,000	03/10/2020
P2009021343	Irvine	CA.....	05/28/2021	5.500	1,881,385	(3,058)	2,900,000	11/14/2020
P2009023677	Fairland	IN.....	03/30/2022	4.875	77,746	55	123,000	12/14/2021
P5220417959	Macon	GA.....	07/13/2022	6.500	173,373	(11)	235,000	04/27/2022
P2009023483	Coats	NC.....	04/06/2022	7.375	238,282	(230)	250,000	01/10/2022
P2009024847	Saint Louis	MO.....	09/21/2022	7.375	337,974	(25)	500,000	07/26/2022
P2009020084	Bronx	NY.....	12/18/2020	6.000	440,932	(440)	726,000	11/10/2019
P2009023616	Carrollton	GA.....	04/06/2022	7.875	218,900	(205)	275,000	01/25/2022
P2009023705	Granbury	TX.....	03/30/2022	4.250	145,578	(28)	210,000	10/13/2021
P2009025049	Springdale	AR.....	11/30/2022	8.990	329,530	(19)	395,000	07/28/2022
P2009023473	Visalia	CA.....	03/09/2022	5.625	303,393	(193)	395,000	01/05/2022
P5220317300	Huntington Beach	CA.....	05/18/2022	5.990	526,514	(444)	1,400,000	03/29/2022
P5220317409	LAGUNA NIGUEL	CA.....	05/18/2022	6.250	581,865	(506)	1,075,000	04/01/2022
P2009023257	Danbury	CT.....	03/09/2022	6.375	491,118	(477)	562,000	12/03/2021
P2009024329	Tucson	AZ.....	07/13/2022	7.125	221,062	(93)	252,000	04/28/2022
P2009021922	Huntington Station	NY.....	07/30/2021	4.875	368,324	(2,996)	515,000	04/02/2021
P5220620095	Stockbridge	GA.....	09/07/2022	8.500	217,106	(55)	260,400	06/21/2022
P2009025168	East Hampton	CT.....	12/14/2022	9.875	282,012	(9)	385,000	10/09/2022
P2009020633	Lady Lake	FL.....	03/26/2021	4.250	577,079	(481)	772,000	02/12/2021
P2009024663	Lancaster	CA.....	09/07/2022	7.990	328,969	(69)	375,000	05/27/2022
P2009020090	Staten Island	NY.....	12/18/2020	5.625	373,537	(266)	637,000	11/09/2019

ANNUAL STATEMENT FOR THE YEAR 2022 OF THE AMERICAN EQUITY INVESTMENT LIFE INSURANCE COMPANY

SCHEDULE B - PART 1

Showing All Mortgage Loans OWNED December 31 of Current Year

1	2	Location		5	6	7	8	Change in Book Value/Recorded Investment					14	15
		3	4					9	10	11	12	13		
Loan Number	Code	City	State	Loan Type	Date Acquired	Rate of Interest	Book Value/Recorded Investment Excluding Accrued Interest	Unrealized Valuation Increase (Decrease)	Current Year's (Amortization)/ Accretion	Current Year's Other-Than-Temporary Impairment Recognized	Capitalized Deferred Interest and Other	Total Foreign Exchange Change in Book Value	Value of Land and Buildings	Date of Last Appraisal or Valuation
P5210212021		Splendora	TX		04/09/2021	5.500	166,230		(61)				213,000	12/31/2019
P2009023513		Caldwell	ID		04/06/2022	6.250	307,492		(196)				372,990	01/02/2022
P2009020330		CHATSWORTH	CA		01/14/2021	5.125	858,307		(563)				1,230,000	11/11/2020
P2009024376		West Haven	CT		08/10/2022	7.750	405,823		(129)				488,000	04/13/2022
P5220317487		Bonney Lake	WA		06/02/2022	6.875	461,560		(84)				590,000	04/07/2022
P5220922846		Clermont	FL		12/14/2022	6.625	331,844		3				464,500	08/13/2022
P5221024860		Miramar	FL		12/14/2022	9.500	301,472		(11)				385,000	10/25/2022
P4220721233		Davenport	FL		10/05/2022	7.125	532,152		(110)				788,000	08/01/2022
P2009021869		Antioch	CA		07/30/2021	5.625	452,549		(625)				628,000	03/17/2021
P2009023760		Baytown	TX		04/20/2022	6.990	158,672		(143)				239,000	02/07/2022
P2009020127		Astoria	NY		12/18/2020	6.500	707,551		(663)				1,895,000	02/25/2020
P2009020277		Los Angeles	CA		12/30/2020	6.375	397,949		(487)				505,000	10/23/2020
P2009023127		Philadelphia	PA		12/28/2021	4.500	256,584		(238)				335,000	11/20/2021
P2009021603		Oregon City	OR		06/29/2021	5.750	463,868		(645)				640,000	03/03/2021
P2009021578		Wellington	FL		06/29/2021	6.500	3,180,269	(2,346)					5,500,000	03/10/2021
P5221024603		Hohenwald	TN		12/14/2022	8.625	417,982		(18)				521,000	10/18/2022
P4220317363		Clearwater	FL		05/18/2022	5.750	231,836		(200)				530,000	04/01/2022
P2008802557		Huntington Beach	CA		08/14/2020	4.990	1,034,500						1,240,000	01/10/2020
P4220620489		Greenville	SC		09/07/2022	7.125	245,541		(6)				350,000	04/14/2022
P4200210665		Southwest Ranches	FL		06/25/2020	4.250	893,123		463				1,200,000	03/04/2020
P2009020512		CEDAR HILL	TX		02/09/2021	4.750	618,109		(409)				790,000	12/19/2020
P5220923770		Webster City	IA		12/14/2022	9.875	312,564		(10)				400,000	09/27/2022
P4220216292		Matthews	NC		04/20/2022	3.750	442,609		(25)				835,000	02/28/2022
P4220821931		Clearwater	FL		10/19/2022	7.250	427,750						537,000	08/03/2022
P2009023602		LOGANVILLE	GA		04/20/2022	4.875	326,002		(173)				410,000	01/26/2022
P2009020059		Staten Island	NY		12/18/2020	5.875	403,870		(6,359)				635,000	07/30/2019
P2009022085		Philadelphia	PA		08/17/2021	5.875	235,213		(318)				402,000	04/13/2021
P2009023054		Beaverton	OR		12/28/2021	4.500	416,047		(387)				582,000	11/09/2021
P5220822544		HAYDEN	ID		11/02/2022	8.125	319,337		(44)				665,000	08/18/2022
P4220216798		Atlanta	GA		04/20/2022	4.500	385,646		(113)				658,000	03/13/2022
P5220822504		Hopkins	SC		10/19/2022	9.000	204,534		(26)				246,000	06/29/2022
P2009021606		Staten Island	NY		06/29/2021	5.625	441,862		(5,601)				620,000	01/21/2021
P4220821637		Pinetop	AZ		09/21/2022	6.875	370,602						520,000	08/16/2022
P2009024731		Houston	TX		08/24/2022	8.875	243,497		(62)				305,000	07/01/2022
P5220317183		Fairview	NC		05/18/2022	7.250	203,272		(159)				365,000	03/15/2022
P4200210901		Overland Park	KS		06/25/2020	5.375	126,266		62				210,000	03/03/2020
P2009024531		Indianapolis	IN		08/24/2022	7.375	172,026		(41)				238,000	06/27/2022
P2009020611		BLADENSBURG	MD		03/12/2021	7.875	248,097		(162)				325,000	11/16/2020
P2009023775		Cathedral City	CA		05/04/2022	4.990	337,498		(216)				550,000	02/21/2022
P2009023514		Thousand Oaks	CA		04/06/2022	4.625	183,022		(98)				350,000	11/23/2021
P1908013340		Irvine	CA		06/25/2020	4.990	288,449		142				420,000	07/24/2019
P5220317326		San Jose	CA		05/18/2022	6.500	787,393		(580)				1,200,000	03/21/2022
P2009020397		Haines City	FL		01/29/2021	6.000	577,870						750,000	09/28/2020
P5220115898		Humble	TX		05/04/2022	7.250	122,594		(42)				185,000	02/05/2022
P4220822147		Phoenix	AZ		10/05/2022	6.875	891,778		(56)				1,176,000	08/20/2022
P2009023341		Elizabeth	NJ		03/09/2022	6.375	305,676		(771)				375,000	12/15/2021
P5220821716		Tuscaloosa	AL		09/21/2022	7.500	172,816		(23)				225,000	07/29/2022
P2009023605		Katy	TX		04/20/2022	5.875	237,570		(235)				408,000	01/08/2022
P5220518780		Mountain Home	AR		07/27/2022	7.875	210,105		(87)				267,000	05/14/2022
P5220923661		Gilbert	AZ		11/30/2022	8.375	612,606		(34)				660,000	09/23/2022
P2009023774		Tillamook	OR		04/20/2022	5.990	201,825		(202)				255,000	02/11/2022
P2009023103		Stamford	CT		12/28/2021	5.250	421,373		(3,028)				640,000	11/17/2021

ANNUAL STATEMENT FOR THE YEAR 2022 OF THE AMERICAN EQUITY INVESTMENT LIFE INSURANCE COMPANY

SCHEDULE B - PART 1

Showing All Mortgage Loans OWNED December 31 of Current Year

1	2	Location		5	6	7	8	Change in Book Value/Recorded Investment					14	15
		3	4					9	10	11	12	13		
Loan Number	Code	City	State	Loan Type	Date Acquired	Rate of Interest	Book Value/Recorded Investment Excluding Accrued Interest	Unrealized Valuation Increase (Decrease)	Current Year's (Amortization)/ Accretion	Current Year's Other-Than-Temporary Impairment Recognized	Capitalized Deferred Interest and Other	Total Foreign Exchange Change in Book Value	Value of Land and Buildings	Date of Last Appraisal or Valuation
P1912016715		Altadena Area	CA		06/25/2020	4.990	973,683		(769)				1,600,000	12/10/2019
P2009024718		Delran	NJ		10/19/2022	8.750	218,266		(16)				267,000	08/02/2022
P2009024076		Suwanee	GA		07/13/2022	6.500	525,970		(151)				643,000	03/31/2022
P4220317250		McDonough	GA		06/02/2022	5.625	731,690		(358)				790,000	03/26/2022
P4220418104		West Palm Beach	FL		06/15/2022	7.750	169,244		(107)				228,000	04/20/2022
P4220822022		Surprise	AZ		10/05/2022	7.625	1,061,683		(207)				1,400,000	06/27/2022
P2009021962		Fayetteville	AR		07/30/2021	4.625	219,239		2,858				327,000	06/09/2021
P2009023632		Miami	FL		04/06/2022	6.875	475,555		(307)				620,000	01/03/2022
P5220116068		Rio Rico	AZ		04/06/2022	6.990	168,379		(137)				240,000	01/21/2022
P4221024835		Northville	MI		12/28/2022	8.990	552,970		2				675,000	11/07/2022
P5220620189		Ashland	VA		08/24/2022	8.125	175,038		18				330,000	06/27/2022
P2009021565		Woodside	NY		06/29/2021	5.750	762,224		(1,060)				999,000	01/12/2021
P2009020133		Plantation	FL		12/18/2020	6.500	158,816		(155)				245,000	04/09/2020
P4220317578		The Villages	FL		06/02/2022	6.375	285,921		(202)				341,017	04/05/2022
P2009022116		Dixmont	ME		08/17/2021	5.875	188,572		(253)				242,000	04/26/2021
P4220922816		Encino	CA		11/02/2022	6.990	764,872		(62)				1,000,000	08/08/2022
P4220418068		Lexington	SC		06/15/2022	6.625	226,808		(93)				275,000	04/20/2022
P2009024404		Gurnee	IL		08/24/2022	7.990	317,681		106				415,000	06/22/2022
P2009024948		Tonopah	AZ		11/16/2022	8.990	361,398		(24)				560,000	08/20/2022
P5220519125		Perris	CA		07/13/2022	6.625	264,680		(110)				555,000	05/23/2022
P4220721500		Jacksonville	FL		11/02/2022	8.500	115,635		(5)				190,000	07/21/2022
P4220316838		Gastonia	NC		05/04/2022	6.125	116,687		(96)				225,000	03/28/2022
P2009025021		Hillsboro	OR		11/16/2022	6.750	644,703		(28)				805,000	09/14/2022
P2009023299		Edgewater Park	NJ		03/09/2022	5.990	281,184		(275)				345,000	11/29/2021
P5220923883		Newburgh	NY		12/14/2022	7.500	286,470		(208)				400,000	10/14/2022
P4220216376		Peoria	AZ		04/20/2022	4.625	561,478		(278)				613,000	03/11/2022
P2009020379		Northport	NY		01/29/2021	6.125	515,303		(632)				670,000	07/20/2020
P2009023823		North Las Vegas	NV		05/04/2022	5.750	229,729		(192)				390,000	02/09/2022
P4220924049		KISSIMMEE	FL		12/14/2022	7.990	818,093		(225)				990,000	10/10/2022
P2009021880		San Antonio	TX		07/30/2021	6.125	158,117		(204)				254,000	02/24/2021
P2009023749		San Diego	CA		05/04/2022	4.990	888,435		(570)				1,330,000	02/11/2022
P4220822594		N MYRTLE BCH	SC		11/16/2022	6.750	198,994		2				335,000	08/19/2022
P4220417845		Winter Garden	FL		09/07/2022	6.625	326,714						528,000	06/13/2022
P2009020392		Salem	OR		01/29/2021	5.625	426,978		(546)				700,000	09/09/2020
P5221125759		Bailey	CO		12/14/2022	8.375	169,759		(5)				705,000	10/19/2022
P5220620343		Cottonwood	AZ		09/07/2022	7.990	613,021		(165)				735,000	07/11/2022
P2009024960		Palm Springs	CA		10/05/2022	6.750	505,986		(14)				1,375,000	08/15/2022
P2009023538		Arlington	TX		04/06/2022	6.875	193,186		(193)				219,000	01/26/2022
P2009023715		Jersey City	NJ		03/30/2022	5.250	624,712		(226)				845,000	12/09/2021
P2009023263		Dundalk	MD		03/09/2022	6.625	206,574		(173)				265,000	11/09/2021
P2009024158		Stockton	CA		07/13/2022	7.375	508,545		(252)				570,000	05/04/2022
P2009021419		El Monte	CA		05/28/2021	6.375	568,812		(440)				870,000	12/30/2020
P5220518786		Baltimore	MD		07/13/2022	6.300	113,390		(34)				185,000	02/12/2022
P5220619860		Katy	TX		09/21/2022	8.750	263,391		(54)				316,000	06/09/2022
P5220721434		Temecula	CA		09/21/2022	7.875	511,438		(748)				759,000	07/13/2022
P2009021609		Brooklyn	NY		06/29/2021	5.625	310,582		(437)				830,000	01/26/2021
P2009024227		St Petersburg	FL		07/13/2022	6.500	1,364,880		(400)				1,568,000	05/05/2022
P2009023593		Richmond	TX		04/06/2022	7.625	304,718		(330)				355,000	01/25/2022
P2009023109		Port Jefferson Station	NY		12/28/2021	4.625	368,266		(338)				455,000	11/15/2021
P5220923085		Richmond Hill	NY		11/02/2022	7.000	469,249		(15)				760,000	08/23/2022
P5220115990		Sterling	VA		04/20/2022	3.625	342,774		58				467,000	02/15/2022
P2009023660		Jacksonville	FL		03/30/2022	3.500	149,304		(30)				215,000	12/02/2021

ANNUAL STATEMENT FOR THE YEAR 2022 OF THE AMERICAN EQUITY INVESTMENT LIFE INSURANCE COMPANY

SCHEDULE B - PART 1

Showing All Mortgage Loans OWNED December 31 of Current Year

1	2	Location		5	6	7	8	Change in Book Value/Recorded Investment					14	15
		3	4					9	10	11	12	13		
Loan Number	Code	City	State	Loan Type	Date Acquired	Rate of Interest	Book Value/Recorded Investment Excluding Accrued Interest	Unrealized Valuation Increase (Decrease)	Current Year's (Amortization)/ Accretion	Current Year's Other-Than-Temporary Impairment Recognized	Capitalized Deferred Interest and Other	Total Foreign Exchange Change in Book Value	Value of Land and Buildings	Date of Last Appraisal or Valuation
P5220317649		Scottsdale	AZ		05/18/2022	8.625	1,217,400		(13,544)				1,465,000	03/15/2022
P2009020549		HUMBLE	TX		02/24/2021	6.875	171,628		(106)				200,000	01/04/2021
P2009023093		Centereach	NY		12/28/2021	4.875	225,187		(202)				415,000	07/14/2021
P5221125876		Wedowee	AL		12/28/2022	8.875	251,648		(3)				335,000	10/25/2022
P4220317015		Inlet Beach	FL		05/18/2022	5.625	1,226,209		(505)				1,600,000	03/19/2022
P2009023999		Clearfield	UT		06/02/2022	6.875	415,765		(259)				470,005	02/26/2022
P5220720824		Baltimore	MD		08/24/2022	7.732	730,460		(150)				795,000	05/28/2022
P4220822477		Corona	CA		11/02/2022	7.990	974,016		(108)				1,042,172	08/15/2022
P2009024497		Clarks Summit	PA		09/07/2022	7.500	164,140		(30)				211,000	06/03/2022
P2009021913		Dover	NH		07/30/2021	4.750	176,152		(613)				341,000	04/06/2021
P4220821790		Los Angeles	CA		10/05/2022	7.875	1,211,144		(2,784)				1,450,000	08/24/2022
P5221024525		Oakwood	GA		11/30/2022	8.125	442,700		(19)				640,000	10/03/2022
P2009024167		Modesto	CA		06/15/2022	6.990	349,408		(143)				423,000	03/31/2022
P4220116166		DENVER	CO		05/04/2022	5.500	392,994		(152)				515,000	02/12/2022
P2009020366		Miami	FL		01/29/2021	6.125	159,283		3,344				323,000	09/03/2020
P2009020580		Bridgeton	NJ		03/12/2021	7.250	152,139		(98)				200,000	01/06/2021
P2009024703		New Braunfels	TX		10/19/2022	8.875	284,699		(17)				415,000	08/01/2022
P2009023250		Fredericksburg	VA		03/09/2022	5.500	210,734		(227)				290,000	12/01/2021
P2001802485		Wadsworth	OH		06/25/2020	5.875	99,957		48				150,000	10/11/2019
P2009020072		Cape May	NJ		12/18/2020	6.125	148,640		(148)				475,000	09/17/2019
P2009023588		Miami	FL		05/04/2022	5.125	807,070		(542)				978,000	01/26/2022
P2009024813		Sacramento	CA		09/07/2022	7.250	322,535		(6)				550,000	07/14/2022
P5220317562		Miami	FL		05/18/2022	5.875	591,379		(167)				1,150,000	03/22/2022
P2009021389		Flushing	NY		05/28/2021	6.125	394,680		(7,056)				600,000	01/13/2021
P5220721363		Fontana	CA		09/21/2022	7.990	507,402		(77)				790,000	06/01/2022
P2009021883		NEW YORK	NY		07/30/2021	5.875	475,776		(627)				765,000	12/24/2020
P2009020599		St Pete Beach	FL		03/26/2021	4.750	1,930,495		(1,542)				2,483,300	01/23/2021
P2009023460		Carlsbad	CA		04/06/2022	4.625	957,125		(192)				1,555,000	02/04/2022
P4220216240		Fort Mill	SC		04/20/2022	4.625	234,737		(106)				330,000	02/17/2022
P2009020336		Hemet	CA		01/14/2021	6.750	268,873		(196)				354,000	09/09/2020
P2009021870		Highland Falls	NY		07/30/2021	5.500	195,312		(1,913)				300,000	03/04/2021
P5220821970		Oviedo	FL		10/05/2022	8.990	433,083		(53)				495,000	08/10/2022
P2009024830		El Reno	OK		09/21/2022	7.250	189,405		(8)				251,000	07/01/2022
P2009023333		Patterson	CA		03/09/2022	7.125	376,544		(328)				450,000	11/10/2021
P2009024840		Weeki Wachee	FL		10/05/2022	7.500	439,188		95				605,000	07/15/2022
P5221125461		Mountain Home	ID		12/14/2022	7.875	175,700						346,500	10/14/2022
P4200110097		Willcox	AZ		06/25/2020	5.990	147,812		49				225,000	02/06/2020
P2009023264		Silver Spring	MD		03/09/2022	5.750	446,216		(365)				545,000	12/13/2021
P5220822520		Rickreall	OR		11/02/2022	6.990	888,035		(35)				1,154,000	08/05/2022
P4220316852		Santa Rosa Beach	FL		04/20/2022	5.625	625,470		(246)				780,000	02/02/2022
P2009022088		Parkland	FL		08/17/2021	5.875	1,040,116		(1,398)				1,430,000	03/24/2021
P2002017986		Yorba Linda	CA		06/25/2020	4.625	550,908		3,720				888,000	02/10/2020
P5220822121		Sarasota	FL		10/05/2022	6.625	224,441		1				406,000	08/18/2022
P2009024537		Indian Trail	NC		07/13/2022	7.990	383,104		(146)				463,000	05/09/2022
P5220822749		Sugarloaf	CA		11/02/2022	7.250	172,189		(21)				350,000	08/22/2022
P4220822172		Stephens City	VA		11/02/2022	7.250	344,236		(48)				415,000	07/25/2022
P2009020495		Apple Valley	CA		02/09/2021	6.875	342,396		(212)				399,000	11/23/2020
P2009020401		Brooklyn	NY		01/29/2021	5.750	823,770		(1,043)				1,350,000	08/12/2020
P2009023550		EVERGREEN	CO		04/06/2022	5.250	629,620		(458)				720,000	01/11/2022
P2009020275		Lawrenceville	GA		12/30/2020	5.625	223,762		(292)				321,000	10/06/2020
P2009021418		Palos Heights	IL		05/28/2021	6.000	700,623		(975)				905,000	02/01/2021
P2009020110		Sparta	NJ		12/18/2020	5.250	164,783		174				381,000	01/24/2020

ANNUAL STATEMENT FOR THE YEAR 2022 OF THE AMERICAN EQUITY INVESTMENT LIFE INSURANCE COMPANY

SCHEDULE B - PART 1

Showing All Mortgage Loans OWNED December 31 of Current Year

1	2	Location		5	6	7	8	Change in Book Value/Recorded Investment					14	15
		3	4					9	10	11	12	13		
Loan Number	Code	City	State	Loan Type	Date Acquired	Rate of Interest	Book Value/Recorded Investment Excluding Accrued Interest	Unrealized Valuation Increase (Decrease)	Current Year's (Amortization)/ Accretion	Current Year's Other-Than-Temporary Impairment Recognized	Capitalized Deferred Interest and Other	Total Foreign Exchange Change in Book Value	Value of Land and Buildings	Date of Last Appraisal or Valuation
P2009021377		Brooklyn	NY		05/28/2021	5.500	580,390		(1,056)				960,000	12/28/2020
P5220821755		Lompoc	CA		10/05/2022	6.990	364,512		(42)				595,000	08/04/2022
P2009024193		Vacaville	CA		07/13/2022	6.990	868,249		(154)				1,072,000	04/08/2022
P4220720712		Sarasota	FL		09/07/2022	6.875	200,016		(2)				518,000	07/26/2022
P5220822291		Ponte Vedra Beach	FL		11/02/2022	6.625	309,617		(1)				590,000	08/09/2022
P5220216419		Corpus Christi	TX		06/02/2022	5.990	180,713		(136)				268,000	03/04/2022
P2009020057		Bronx	NY		12/18/2020	5.875	419,723		(4,654)				750,000	09/22/2019
P2009021900		Little Ferry	NJ		07/30/2021	6.000	319,288		(421)				480,000	04/10/2021
P2009024651		Melrose Park	IL		08/24/2022	8.625	216,413		(57)				260,000	06/15/2022
P2009022133		Belle Mead	NJ		08/17/2021	5.750	545,423		(742)				770,000	04/16/2021
P5221024231		Herriman	UT		11/30/2022	8.875	1,006,313		(1,198)				1,185,000	09/15/2022
P4220519429		Parker	CO		07/13/2022	6.990	777,173		(193)				950,000	06/06/2022
P5220923214		Boulder	CO		12/14/2022	7.750	108,443		(6)				700,000	07/14/2022
P2009020180		Miramar	FL		12/30/2020	5.990	233,094		(117)				365,000	10/20/2020
P4220822676		Las Vegas	NV		10/05/2022	7.500	412,697		(55)				577,500	08/09/2022
P4220317513		Solvang	CA		06/02/2022	5.990	1,296,793		(628)				1,400,000	03/29/2022
P2009024097		North Chesterfield	VA		07/27/2022	7.990	147,874		(67)				339,000	03/04/2022
P2009020649		Summerville	SC		04/09/2021	6.375	269,921		(272)				370,000	01/28/2021
P5220923607		Poway	CA		12/14/2022	6.999	831,739		(6)				1,320,000	08/19/2022
P2009023903		Memphis	TN		05/18/2022	5.375	227,549		(66)				250,000	03/09/2022
P2009025062		HENDERSON	NV		12/14/2022	8.750	1,375,913		(55)				1,650,000	09/22/2022
P2009023118		Brooklyn	NY		12/28/2021	4.500	594,412		(551)				835,000	09/20/2021
P2009020424		Parrish	FL		01/29/2021	5.875	211,413		(3,094)				300,000	09/28/2020
P4220620547		Flagstaff	AZ		08/10/2022	7.625	494,236		(111)				740,000	06/02/2022
P5220923742		Riverside	CA		11/30/2022	7.490	233,064		(20)				630,000	09/28/2022
P2009024682		Pittsburg	CA		09/07/2022	8.500	709,565		(180)				801,000	06/28/2022
P4220923172		Cary	NC		11/30/2022	7.625	487,221		(28)				673,000	09/16/2022
P2009023929		Miami Beach	FL		06/02/2022	6.125	899,562		(612)				1,150,000	02/05/2022
P2009020159		Gilbert	AZ		12/16/2020	4.375	874,483		(109)				1,200,000	10/09/2020
P2009023969		Rosenberg	TX		06/15/2022	7.125	185,350		(119)				220,000	03/18/2022
P2009023119		Secaucus	NJ		12/28/2021	4.750	525,706		(477)				685,000	10/12/2021
P2002017725		Moreno Valley	CA		06/25/2020	5.250	141,385		70				325,000	10/20/2019
P5221024539		Las Vegas	NV		12/14/2022	7.750	279,632		(13)				415,000	09/20/2022
P2009023771		Chino	CA		05/04/2022	4.500	348,214		(128)				650,000	02/25/2022
P2009020370		Lake Worth	FL		01/29/2021	6.000	358,097		(4,317)				475,000	08/31/2020
P2009021610		Irvington	NJ		06/29/2021	5.625	137,434		(1,747)				230,000	07/09/2020
P2009023472		Pueblo	CO		04/06/2022	5.990	537,362		(420)				740,000	01/12/2022
P5221126129		Laguna Niguel	CA		12/28/2022	8.375	1,049,385		(3)				2,050,000	10/10/2022
P2001017276		Griffin	GA		06/25/2020	8.500	238,438		88				355,000	12/11/2019
P2009023378		Newark	NJ		03/09/2022	7.250	323,668		(319)				410,000	11/19/2021
P5220923868		Katy	TX		12/28/2022	7.625	267,807		(2)				434,000	10/03/2022
P5221024716		Lemont	IL		11/30/2022	7.750	131,947		(3)				260,000	09/01/2022
P5220116161		GOLDEN	CO		04/20/2022	4.625	252,636		(89)				745,000	03/02/2022
P4221025136		Minneapolis	FL		12/28/2022	8.625	235,123		(2)				604,000	11/08/2022
P2009024290		Dundalk	MD		07/27/2022	9.250	183,438		(73)				235,000	05/12/2022
P5220317092		Hemet	CA		05/18/2022	5.625	110,454		(94)				235,000	03/23/2022
P5220923816		Calhoun	GA		11/30/2022	8.500	136,982		(13)				238,000	09/29/2022
P2009024916		Big Bear	CA		11/02/2022	6.750	757,488		(12)				1,310,000	09/01/2022
P2009023258		New Britain	CT		03/09/2022	6.625	165,004		(152)				188,000	11/26/2021
P2009021585		Georgetown	TX		06/29/2021	5.750	534,335		(743)				687,000	02/20/2021
P2009020577		BOERNE	TX		02/24/2021	7.750	707,182		(368)				1,850,000	01/07/2021
P2009022103		Woodburn	OR		08/17/2021	5.625	442,714		(607)				610,000	04/28/2021

ANNUAL STATEMENT FOR THE YEAR 2022 OF THE AMERICAN EQUITY INVESTMENT LIFE INSURANCE COMPANY

SCHEDULE B - PART 1

Showing All Mortgage Loans OWNED December 31 of Current Year

1	2	Location		5	6	7	8	Change in Book Value/Recorded Investment					14	15
		3	4					9	10	11	12	13		
Loan Number	Code	City	State	Loan Type	Date Acquired	Rate of Interest	Book Value/Recorded Investment Excluding Accrued Interest	Unrealized Valuation Increase (Decrease)	Current Year's (Amortization)/ Accretion	Current Year's Other-Than-Temporary Impairment Recognized	Capitalized Deferred Interest and Other	Total Foreign Exchange Change in Book Value	Value of Land and Buildings	Date of Last Appraisal or Valuation
P4211215642		Kalispell	MT.		06/15/2022	5.375	503,753		160				695,000	12/08/2021
P2009024685		Dallas	TX.		09/07/2022	7.990	183,337		(47)				241,000	06/30/2022
P2009023082		Encino	CA.		12/28/2021	5.000	1,217,133		(1,082)				1,600,000	10/25/2021
P5220518661		Port Orchard	WA.		06/29/2022	6.500	426,884		(128)				695,000	04/14/2022
P5220821961		Riviera Beach	FL.		10/19/2022	8.990	174,602		(22)				224,000	07/31/2022
P5220923666		Bethany	CT.		12/14/2022	8.990	639,665		(26)				1,020,800	08/31/2022
P2009024885		Naperville	IL.		11/16/2022	8.500	442,672		(32)				715,000	07/29/2022
P2009021394		New York	NY.		05/28/2021	5.875	512,608						725,000	11/17/2020
P2009023591		Spring	TX.		06/02/2022	4.250	204,290		(61)				575,000	01/06/2022
P2009020479		ROSELLE	IL.		01/27/2021	7.125	189,992		(86)				272,000	10/30/2020
P2009022034		Gresham	OR.		08/17/2021	5.625	326,545		(483)				426,000	03/20/2021
P2009023583		New Lenox	IL.		04/06/2022	6.500	271,445		(308)				328,000	01/20/2022
P5220115886		Fort Myers	FL.		03/09/2022	5.875	226,383		(208)				311,000	02/01/2022
P4220317110		Delray Beach	FL.		04/20/2022	5.375	46,739		(181)				365,000	03/15/2022
P5220216264		ELLENWOOD	GA.		03/09/2022	7.000	173,736		(96)				255,000	01/17/2022
P5220721559		Athens	TX.		10/19/2022	7.875	479,690		(40)				825,000	05/27/2022
P2009023094		Staten Island	NY.		12/28/2021	4.750	536,403		(487)				700,000	10/14/2021
P5220821605		Auburn	WA.		09/21/2022	8.990	580,284		(101)				670,000	05/25/2022
P2009020539		FREDERICK	MD.		02/02/2021	6.750	246,732		(122)				291,000	12/30/2020
P5220620429		Austin	TX.		09/07/2022	7.990	674,808		(163)				1,285,000	06/27/2022
P2008802560		Penngrove	CA.		08/14/2020	4.990	623,900						1,040,000	02/17/2020
P2009023942		Las Vegas	NV.		05/18/2022	6.990	222,352		(179)				280,000	01/18/2022
P2009025129		El Paso	TX.		11/16/2022	9.500	207,676		(18)				265,000	09/17/2022
P2009022084		Torrance	CA.		08/17/2021	6.375	423,582		(309)				1,035,000	04/21/2021
P2009021376		Middle Village	NY.		05/28/2021	5.750	602,682		(857)				780,000	12/15/2020
P2009024154		Fresno	CA.		06/15/2022	7.375	278,306		(132)				320,000	04/11/2022
P4221125587		Elk Grove	CA.		12/28/2022	7.990	321,409		(2)				535,000	10/31/2022
P2009023566		Norwalk	CT.		04/20/2022	7.375	382,446		(358)				450,000	12/29/2021
P5220619737		Naples	FL.		08/10/2022	7.625	420,036		(122)				455,000	06/16/2022
P4220720838		West Bloomfield	MI.		11/02/2022	6.750	1,260,989		42				1,857,000	09/05/2022
P5220519148		Hialeah Gardens	FL.		09/07/2022	7.625	394,606		(86)				425,000	06/02/2022
P5220720692		Dothan	AL.		10/05/2022	8.875	204,323		(35)				220,000	07/12/2022
P5220822619		Seward	NE.		11/16/2022	7.875	259,775		(25)				420,000	08/01/2022
P2009021909		Las Vegas	NY.		07/30/2021	5.625	305,855		(410)				450,000	04/15/2021
P2009025208		Port St Lucie	FL.		12/14/2022	10.875	356,858		(9)				457,000	08/22/2022
P1912016619		Queen Creek	AZ.		06/25/2020	7.875	360,320		(6,999)				492,000	12/18/2019
P4220115762		Livermore	CO.		03/09/2022	4.500	443,987		(399)				637,000	01/23/2022
P4220720909		Duncan	SC.		10/05/2022	7.500	176,220		(32)				228,000	07/25/2022
P5220720573		Katy	TX.		09/21/2022	6.750	148,912		(32)				340,000	06/07/2022
P2009024625		Plainfield	IL.		08/24/2022	6.750	163,440		(13)				467,000	06/21/2022
P4220922857		Chattanooga	TN.		12/14/2022	9.375	134,832						185,000	09/19/2022
P4220720641		Mays Landing	NJ.		10/05/2022	7.750	347,289		(57)				435,000	08/04/2022
P5220518909		Wolfforth	TX.		07/27/2022	6.875	1,156,427		(323)				1,625,000	05/05/2022
P2009021872		North Caldwell	NJ.		07/30/2021	6.000	928,743		(2,114)				1,700,000	03/09/2021
P4220822257		Washington	DC.		10/19/2022	7.750	157,985		(2)				225,000	09/07/2022
P4220721238		Homestead	FL.		10/05/2022	7.875	391,987		(74)				540,000	08/17/2022
P2009023612		San Tan Valley	AZ.		05/04/2022	6.750	271,265		(246)				395,000	02/07/2022
P2009020391		Shutesbury	MA.		01/29/2021	5.750	243,118		(308)				395,000	09/08/2020
P4220721267		San Francisco	CA.		10/05/2022	8.875	1,557,985		(260)				1,800,000	07/29/2022
P2009023244		Fredericksburg	VA.		03/09/2022	6.125	280,310		(162)				325,000	12/03/2021
P2009023482		Ewing	NJ.		04/06/2022	7.375	201,605		(180)				240,000	11/17/2021
P5221024267		Brookfield	CT.		12/28/2022	10.500	415,048						540,000	10/10/2022

ANNUAL STATEMENT FOR THE YEAR 2022 OF THE AMERICAN EQUITY INVESTMENT LIFE INSURANCE COMPANY

SCHEDULE B - PART 1

Showing All Mortgage Loans OWNED December 31 of Current Year

1	2	Location		5	6	7	8	Change in Book Value/Recorded Investment					14	15
		3	4					9	10	11	12	13		
Loan Number	Code	City	State	Loan Type	Date Acquired	Rate of Interest	Book Value/Recorded Investment Excluding Accrued Interest	Unrealized Valuation Increase (Decrease)	Current Year's (Amortization)/ Accretion	Current Year's Other-Than-Temporary Impairment Recognized	Capitalized Deferred Interest and Other	Total Foreign Exchange Change in Book Value	Value of Land and Buildings	Date of Last Appraisal or Valuation
P5221024774		Lemont	IL		11/30/2022	7.875	144,978		(5)				225,000	08/30/2022
P4220317150		Carlsbad	CA		05/18/2022	5.375	1,710,664		(249)				2,210,000	03/25/2022
P4220822259		Townsend	DE		10/05/2022	7.990	1,205,364		(225)				1,450,000	08/24/2022
P2009024484		Hyattsville	MD		07/13/2022	8.875	359,209		(166)				425,000	04/27/2022
P5220721281		Truth Or Consequences	NM		09/21/2022	8.375	148,714		(28)				179,000	06/25/2022
P2009020604		HAMPTON	VA		03/12/2021	5.500	273,063		(217)				352,000	01/11/2021
P2009024969		katy	TX		11/30/2022	8.500	255,786		(56)				285,990	08/01/2022
P2009023848		Phoenix	AZ		05/18/2022	7.375	742,793		(575)				825,000	03/12/2022
P2009021781		Ladson	SC		07/15/2021	4.625	201,193		2,622				300,000	06/15/2021
P2009023939		Lancaster	CA		05/18/2022	8.750	366,686		(243)				461,000	02/23/2022
P4220317149		Placerville	CA		05/04/2022	6.625	918,914		(837)				965,000	03/17/2022
P4220923931		Howell	MI		12/14/2022	7.875	224,451		(10)				271,000	10/03/2022
P5221125394		CAPE CORAL	FL		12/14/2022	8.000	378,824		7				480,000	04/05/2022
P2009020517		DETROIT	MI		02/02/2021	6.875	514,871		(318)				600,000	11/03/2020
P5220822372		Encino	CA		10/19/2022	7.250	272,940		(29)				380,000	08/03/2022
P2009020140		Glendale	NY		12/18/2020	6.750	478,695						790,000	04/28/2020
P5220923353		Little Rock	AR		11/16/2022	8.875	87,722		(8)				108,000	09/01/2022
P2009021588		Dix Hills	NY		06/29/2021	5.500	582,734		(828)				760,000	12/30/2020
P2009020356		New York	NY		01/29/2021	6.000	477,171		(2,397)				875,000	08/03/2020
P2009023512		Magna	UT		04/20/2022	4.750	240,703		(261)				368,000	01/13/2022
P5220620211		Fort Washington	MD		09/07/2022	8.250	646,061		(169)				887,000	06/21/2022
P2009024590		Anaheim	CA		08/24/2022	6.875	485,311		(52)				1,020,000	06/13/2022
P2009024950		Buda	TX		10/19/2022	8.990	356,478		(46)				470,000	08/19/2022
P2009020312		Renton	WA		12/30/2020	4.625	673,813		(950)				980,000	10/17/2020
P2009024937		Bentonville	VA		10/19/2022	8.500	170,692		(23)				455,000	08/16/2022
P5220720669		Daphne	AL		08/24/2022	8.990	228,082		(34)				281,000	06/20/2022
P2009023947		Adelphi	MD		05/18/2022	6.500	454,401		(347)				540,000	03/11/2022
P2009020093		Brooklyn	NY		12/18/2020	5.125	478,347		(632)				817,000	01/16/2020
P2009021618		Brandon	FL		06/29/2021	5.500	186,203		(207)				240,000	03/05/2021
P5220216327		Gilbert	AZ		05/04/2022	6.875	406,119		(366)				780,000	02/25/2022
P2009021407		New Hampton	NY		05/28/2021	6.000	286,284		122				485,000	12/21/2020
P2009024992		Dover	FL		12/14/2022	8.375	424,276		(9)				610,000	08/09/2022
P8220500005		Hercules	CA		08/10/2022	6.125	484,778		(22)				1,183,546	05/10/2022
P2002018021		Sunnyvale	CA		06/25/2020	4.875	1,158,124		590				2,240,000	02/12/2020
P2009021334		Orlando	FL		05/28/2021	6.000	114,046		(159)				262,000	11/05/2020
P2009021875		Orlando	FL		07/30/2021	5.375	21,144		(548)				306,000	04/01/2021
P2009023561		Miami	FL		05/18/2022	4.990	233,744		(154)				323,000	12/30/2021
P2009024294		Baltimore	MD		08/10/2022	7.500	208,103		(72)				235,000	05/12/2022
P2009023484		Hawthorne	NJ		04/20/2022	6.375	265,206		(275)				320,000	01/25/2022
P2009023809		Annandale	VA		04/20/2022	6.125	413,840		(609)				645,000	02/15/2022
P5220720610		Los Angeles	CA		09/07/2022	8.500	711,727		(181)				1,150,000	07/01/2022
P2009020646		VICTORVILLE	CA		03/26/2021	5.625	138,215		(126)				190,000	02/27/2021
P2009023515		Oswego	IL		05/04/2022	6.500	316,062		(244)				470,000	01/10/2022
P4220216319		Roseville	CA		03/09/2022	5.500	157,413		(87)				515,000	02/11/2022
P2009020263		Santa Margarita	CA		12/30/2020	5.250	421,714		(568)				515,000	10/09/2020
P2009025096		Simi Valley	CA		11/02/2022	6.875	605,990		(10)				1,265,000	09/17/2022
P4220620344		Parker	CO		09/07/2022	8.250	1,290,359		(337)				1,400,000	07/06/2022
P2009020214		Fort Myers	FL		12/30/2020	5.250	252,920		(292)				330,000	10/30/2020
P2009024038		Thousand Oaks	CA		06/15/2022	7.875	404,349		(252)				605,000	03/19/2022
P2009023601		Fishers	IN		05/04/2022	4.500	2,436,096		(1,062)				3,000,000	12/22/2021
P5220821671		Miami	FL		10/19/2022	6.750	418,027		(9)				640,000	09/08/2022
P2009024518		Black Cyn Cty	AZ		07/27/2022	7.250	742,933		(222)				900,000	04/26/2022

ANNUAL STATEMENT FOR THE YEAR 2022 OF THE AMERICAN EQUITY INVESTMENT LIFE INSURANCE COMPANY

SCHEDULE B - PART 1

Showing All Mortgage Loans OWNED December 31 of Current Year

1	2	Location		5	6	7	8	Change in Book Value/Recorded Investment					14	15
		3	4					9	10	11	12	13		
Loan Number	Code	City	State	Loan Type	Date Acquired	Rate of Interest	Book Value/Recorded Investment Excluding Accrued Interest	Unrealized Valuation Increase (Decrease)	Current Year's (Amortization)/ Accretion	Current Year's Other-Than-Temporary Impairment Recognized	Capitalized Deferred Interest and Other	Total Foreign Exchange Change in Book Value	Value of Land and Buildings	Date of Last Appraisal or Valuation
P4220821630		Peoria	AZ		10/05/2022	7.990	445,563		21				535,000	08/06/2022
P2009023298		Sterling	VA		03/09/2022	6.250	275,321		(178)				378,000	12/15/2021
P4220922754		San Francisco	CA		10/19/2022	6.750	2,464,507		(119)				3,250,000	08/23/2022
P5220216810		Belvedere Tiburon	CA		05/18/2022	5.125	1,791,331		(794)				2,950,000	03/28/2022
P2009024096		Uppr Marlboro	MD		09/07/2022	7.500	209,520		(35)				492,000	05/25/2022
P4220721557		Corona	CA		09/21/2022	8.750	737,155		(133)				850,000	08/05/2022
P2009022132		University Place	WA		08/17/2021	5.750	743,824		(1,009)				960,000	04/27/2021
P2009023312		Saint George	UT		03/09/2022	4.750	240,563		(48)				312,000	11/11/2021
P4220216412		Co Spgs	CO		04/20/2022	4.625	328,679		(221)				590,000	03/10/2022
P2009024884		Mcloud	OK		09/21/2022	7.375	308,466		(18)				450,000	07/22/2022
P5220316934		Knoxville	TN		05/04/2022	8.000	637,112		(501)				752,000	03/07/2022
P5221125882		Hurricane	UT		12/28/2022	8.375	672,191		(4)				810,000	11/04/2022
P1912016931		San Diego	CA		06/25/2020	4.750	459,825		252				725,000	12/13/2019
P2009023618		Shepherd	TX		04/06/2022	6.375	397,575		(301)				510,000	01/25/2022
P5221024584		Long Beach	CA		11/30/2022	7.875	304,693		(29)				650,000	10/10/2022
P5221024166		HIALEAH	FL		11/30/2022	7.750	707,897		22				800,000	06/20/2022
P1911015549		Garden Ridge	TX		06/25/2020	4.990	14,368		97				1,200,000	11/14/2019
P5220519250		Parker	CO		08/10/2022	6.250	1,992,933		(295)				2,700,000	05/19/2022
P5220216494		Greenacres	FL		04/20/2022	4.875	102,600		(55)				135,000	01/28/2022
P5221024398		Littleton	CO		12/14/2022	7.375	682,606		(16)				870,000	10/12/2022
P2009025046		Newark	NJ		11/02/2022	9.875	455,699		(47)				546,000	07/04/2022
P4220317710		Palm Desert	CA		06/02/2022	5.990	410,225		(38)				800,000	05/03/2022
P5220721152		Orlando	FL		09/07/2022	7.625	253,479		(47)				385,000	08/01/2022
P2009021920		McKinney	TX		07/30/2021	5.500	229,524		(321)				322,000	04/14/2021
P2009024921		West Covina	CA		10/19/2022	6.750	182,276		(2)				905,000	08/09/2022
P2009020205		Boise	ID		12/30/2020	5.500	204,796		(239)				335,000	10/07/2020
P2009024387		Parker	CO		07/27/2022	7.625	1,515,947		(629)				1,700,000	05/17/2022
P5220619577		Liberty Township	OH		08/10/2022	8.750	199,035		(127)				390,000	06/13/2022
P2009025182		COLORADO SPRINGS	CO		11/30/2022	9.990	556,031		(19)				641,000	09/17/2022
P4220216607		Charleston	SC		04/06/2022	6.125	671,240		(629)				800,000	03/04/2022
P5220923549		Stockton	CA		11/02/2022	7.500	682,660		(69)				750,000	08/11/2022
P4220417991		Bermuda Dunes	CA		05/18/2022	5.875	505,868		(133)				1,165,000	04/14/2022
P4220821584		Muskegon	MI		10/05/2022	8.990	91,405		(15)				132,000	08/04/2022
P2009023889		Denison	TX		06/02/2022	5.750	156,567		(117)				270,000	03/15/2022
P4220821856		Sugarloaf Key	FL		10/19/2022	6.750	879,148						1,125,000	07/08/2022
P5220822263		Marietta	GA		10/19/2022	7.250	311,639		(39)				465,000	07/14/2022
P5220216537		Poulsbo	WA		04/20/2022	4.875	461,186		(273)				700,000	03/03/2022
P2009021326		Boca Raton	FL		05/28/2021	5.875	528,270		(750)				2,150,000	10/14/2020
P5220720961		Athens	TX		09/21/2022	6.875	489,326		(28)				1,096,000	05/17/2022
P4220317466		North	SC		06/15/2022	6.990	338,927		(60)				410,000	04/11/2022
P2009024228		Summerville	SC		06/15/2022	9.250	214,860		(119)				270,000	02/11/2022
P2009020416		New Hyde Park	NY		01/29/2021	6.250	695,519		(560)				965,000	08/20/2020
P2009025189		Falls Church	VA		11/30/2022	9.990	390,548		(21)				625,000	10/12/2022
P4220317663		Santa Ana	CA		05/18/2022	7.875	1,343,820		(209)				1,485,000	03/31/2022
P4220316919		Miami	FL		04/20/2022	7.500	119,070		(108)				125,000	03/11/2022
P5220923199		Atlanta	GA		12/14/2022	6.999	196,025		(2)				240,000	08/02/2022
P5220216567		Annapolis	MD		05/04/2022	5.375	102,597		(59)				303,000	03/24/2022
P2009021965		Moncks Corner	SC		07/30/2021	4.625	207,728		2,599				310,000	06/22/2021
P4220922786		Philadelphia	PA		11/02/2022	7.990	503,642		(71)				610,000	08/26/2022
P2009021580		Yorktown Heights	NY		06/29/2021	5.500	511,457		(729)				660,000	02/16/2021
P2009024977		Aurora	CO		10/19/2022	7.500	144,989		(58)				475,000	08/29/2022
P2009020274		Pasadena	MD		12/30/2020	5.750	457,045		(590)				600,000	10/27/2020

ANNUAL STATEMENT FOR THE YEAR 2022 OF THE AMERICAN EQUITY INVESTMENT LIFE INSURANCE COMPANY

SCHEDULE B - PART 1

Showing All Mortgage Loans OWNED December 31 of Current Year

1	2	Location		5	6	7	8	Change in Book Value/Recorded Investment					14	15
		3	4					9	10	11	12	13		
Loan Number	Code	City	State	Loan Type	Date Acquired	Rate of Interest	Book Value/Recorded Investment Excluding Accrued Interest	Unrealized Valuation Increase (Decrease)	Current Year's (Amortization)/ Accretion	Current Year's Other-Than-Temporary Impairment Recognized	Capitalized Deferred Interest and Other	Total Foreign Exchange Change in Book Value	Value of Land and Buildings	Date of Last Appraisal or Valuation
P4220822355		Bend	OR		11/30/2022	6.625	751,024		(10)				1,390,000	09/21/2022
P1912016529		River Vale	NJ		06/25/2020	6.875	447,277		577				650,000	11/05/2019
P4220418393		Fresno	CA		06/02/2022	7.990	487,018		(333)				511,000	05/04/2022
P4220216556		Key Largo	FL		03/30/2022	5.750	470,023		(441)				500,000	02/23/2022
P2009020498		LEHIGH ACRES	FL		02/02/2021	7.250	140,264		(84)				185,000	09/11/2020
P2009024544		Moore	OK		09/07/2022	8.875	213,614		(40)				278,000	07/13/2022
P2009024428		N Chesterfield	VA		07/13/2022	8.375	210,635		(80)				276,000	05/02/2022
P4220923475		MEMPHIS	TN		11/30/2022	8.500	182,588		(7)				254,000	10/03/2022
P2009023737		New Orleans	LA		03/30/2022	5.000	139,371		(9)				200,000	01/26/2022
P2009023996		Houston	TX		07/13/2022	7.875	230,543		(50)				266,000	03/23/2022
P5221024565		Flower Mound	TX		12/14/2022	8.000	359,169		(292)				645,000	09/23/2022
P5220821622		Las Vegas	NV		09/21/2022	7.500	367,994		(2)				500,000	07/27/2022
P2009022041		Oregon City	OR		08/17/2021	5.625	602,636		(830)				775,000	04/01/2021
P2009023701		Cleveland	OH		03/30/2022	3.750	149,409		(30)				230,000	12/06/2021
P2009021357		Whitestone	NY		05/28/2021	5.500	800,297		(8,545)				1,325,000	11/18/2020
P2009024091		Fair Lawn	NJ		06/15/2022	6.875	490,198		(237)				590,000	03/30/2022
P5220417925		Katy	TX		07/27/2022	6.250	184,506		(45)				283,000	04/24/2022
P5220721511		Hanford	CA		10/05/2022	8.500	212,514		(12)				300,000	08/01/2022
P5221025061		Blaine	TN		12/28/2022	8.375	393,537		(2)				478,000	10/11/2022
P2009023891		Salt Lake City	UT		05/18/2022	5.875	208,371		(146)				375,023	12/20/2021
P5220821836		Zephyrhills	FL		11/02/2022	7.990	175,736		(21)				406,000	07/21/2022
P2009023540		Owings Mills	MD		04/20/2022	6.750	288,968		(288)				340,000	01/27/2022
P2002017634		Orlando	FL		06/25/2020	4.875	174,898		89				355,000	01/20/2020
P4220115777		Melbourne	FL		03/09/2022	4.500	1,310,708		(925)				1,500,000	01/19/2022
P5220417805		Hampton Bays	NY		06/02/2022	7.000	553,191		(433)				870,000	04/06/2022
P2009024809		Los Angeles	CA		10/19/2022	6.990	1,763,407		(26)				2,200,000	07/13/2022
P2009020128		Flushing	NY		12/19/2020	6.250	161,547		(155)				290,000	03/02/2020
P2009023700		Houston	TX		03/30/2022	5.000	114,123		(7)				210,000	12/21/2021
P2009020378		Beaufort	SC		01/29/2021	5.250	224,555		(2,396)				389,000	09/14/2020
P5220721504		Estero	FL		08/24/2022	6.875	704,922		(35)				885,000	05/27/2022
P2009024832		Brighton	TN		11/16/2022	8.125	1,312,569		(120)				1,580,000	09/15/2022
P5220317265		San Jose	CA		05/18/2022	5.625	724,084		(510)				1,700,000	03/20/2022
P5220822161		Las Vegas	NV		11/16/2022	6.990	352,169		(1)				510,000	08/03/2022
P2009023437		BAKERSFIELD	CA		03/09/2022	7.625	230,741		(120)				250,000	01/03/2022
P2009023730		Aurora	IL		03/30/2022	4.000	211,174		(41)				327,000	12/02/2021
P2009024147		Adelphi	MD		06/15/2022	8.125	307,122		(164)				390,000	03/02/2022
P2009021381		Dacula	GA		05/28/2021	6.125	151,710		(209)				226,000	12/15/2020
P4220317010		Ocala	FL		04/20/2022	7.375	180,825		(157)				190,000	03/21/2022
P5220216310		Tempe	AZ		05/04/2022	5.375	207,900		(129)				320,000	03/17/2022
P2009020209		Hutchinson Island	FL		12/30/2020	6.000	251,972		(498)				355,000	10/28/2020
P4220923280		Clarksville	TN		11/02/2022	7.375	188,029		(15)				230,000	08/12/2022
P5220115962		Palm City	FL		04/06/2022	7.750	594,407		(549)				660,000	01/21/2022
P2009023090		Buffalo	NY		12/28/2021	5.500	135,200		(112)				180,000	10/05/2021
P2009021964		Fayetteville	AR		07/30/2021	4.625	215,032		2,691				347,000	06/09/2021
P5220821964		Discovery Bay	CA		11/02/2022	6.990	364,336		27				671,000	07/18/2022
P2009021406		Santa Ana	CA		05/28/2021	5.750	358,675		(519)				700,000	01/21/2021
P2009021374		Happy Valley	OR		05/28/2021	5.625	180,885		6,983				575,000	12/31/2020
P5220619972		Sacramento	CA		08/10/2022	8.625	1,109,400		(221)				1,200,000	06/14/2022
P2009020200		Henrico	VA		12/30/2020	5.875	190,235		(215)				287,000	09/24/2020
P2009025067		Asheville	NC		11/16/2022	6.875	171,451		(4)				364,000	09/15/2022
P4220721556		Morrison	CO		10/05/2022	7.375	309,071		(24)				570,000	08/26/2022
P4220317233		Aiken	SC		06/02/2022	5.250	503,542		(172)				700,000	04/13/2022

ANNUAL STATEMENT FOR THE YEAR 2022 OF THE AMERICAN EQUITY INVESTMENT LIFE INSURANCE COMPANY

SCHEDULE B - PART 1

Showing All Mortgage Loans OWNED December 31 of Current Year

1	2	Location		5	6	7	8	Change in Book Value/Recorded Investment					14	15
		3	4					9	10	11	12	13		
Loan Number	Code	City	State	Loan Type	Date Acquired	Rate of Interest	Book Value/Recorded Investment Excluding Accrued Interest	Unrealized Valuation Increase (Decrease)	Current Year's (Amortization)/ Accretion	Current Year's Other-Than-Temporary Impairment Recognized	Capitalized Deferred Interest and Other	Total Foreign Exchange Change in Book Value	Value of Land and Buildings	Date of Last Appraisal or Valuation
P2009022115		Miami	FL		08/17/2021	5.750	363,474		(493)				870,000	04/30/2021
P2009020271		Sonoma	CA		12/30/2020	6.500	775,865		(939)				1,775,000	10/27/2020
P2009024984		Lindsay	CA		10/19/2022	6.750	456,334		(31)				751,000	08/12/2022
P2009024982		Kansas City	MO		11/02/2022	8.375	195,250		(26)				241,000	08/17/2022
P2009024789		Danbury	CT		10/19/2022	8.750	248,324		(29)				320,000	08/12/2022
P4220821936		Grand Prairie	TX		10/05/2022	8.990	217,517		(36)				310,000	08/17/2022
P2009023864		Kent	WA		05/04/2022	4.750	633,762		(150)				1,000,000	03/07/2022
P4220317747		Miami	FL		06/02/2022	6.750	267,268		(122)				390,000	04/01/2022
P2009024737		Houston	TX		08/24/2022	10.250	199,506		(42)				260,000	06/15/2022
P5220317219		Miami	FL		05/18/2022	5.250	190,572		(88)				550,000	03/29/2022
P4220216344		Davenport	FL		07/27/2022	6.990	268,873		(56)				410,000	06/07/2022
P5221025199		Hamilton	NJ		12/14/2022	7.750	143,422		(5)				270,000	09/09/2022
P2009023982		Key Largo	FL		05/18/2022	5.875	454,669		(106)				666,963	02/26/2022
P4220821894		Tustin	CA		11/02/2022	7.250	576,361		(7)				965,000	08/02/2022
P2009024338		Blythewood	SC		07/13/2022	6.125	321,017		12				430,000	05/04/2022
P5220922835		Davenport	FL		10/19/2022	6.875	289,402		(404)				415,000	09/01/2022
P5220619997		Catonsville	MD		09/07/2022	9.250	717,400		(166)				768,000	06/07/2022
P5220216572		Colorado Springs	CO		04/20/2022	4.875	215,066		(128)				490,000	03/04/2022
P2009020080		Portsmouth	NH		12/18/2020	5.375	46,843		(549)				250,000	10/24/2019
P5220620474		Aptos	CA		08/10/2022	6.750	1,903,538		(476)				2,650,000	03/14/2022
P4200210699		Landing	NJ		06/25/2020	5.625	304,409		146				380,000	02/22/2020
P2009023128		ELMHURST	NY		12/28/2021	5.250	179,281		(156)				250,000	11/01/2021
P2009020302		Mojave	CA		12/30/2020	6.249	112,517		(140)				155,000	09/21/2020
P5220317351		Penryn	CA		05/18/2022	6.250	986,484		(238)				1,090,000	03/24/2022
P5220821911		Silverhill	AL		11/02/2022	8.990	249,262		(29)				304,000	07/18/2022
P5220519106		North Port	FL		07/13/2022	8.750	304,428		(142)				427,000	05/12/2022
P4220216531		Providence	RI		04/20/2022	4.990	402,324		(261)				460,000	02/28/2022
P5220720664		Atlanta	GA		09/07/2022	7.750	153,472		(36)				228,000	06/30/2022
P2009024191		Mesa	AZ		07/13/2022	7.875	254,637		(107)				351,000	03/02/2022
P5221025201		Orlando	FL		12/14/2022	7.750	1,025,787		(36)				1,400,000	09/09/2022
P5220620425		North Las Vegas	NV		09/07/2022	8.750	328,522		(81)				460,000	07/05/2022
P5220721517		Houston	TX		09/21/2022	6.875	202,602		(3)				305,000	08/01/2022
P5220822628		Orange Beach	AL		11/02/2022	6.875	2,068,678		(82)				3,200,000	07/20/2022
P4220923068		Destin	FL		11/02/2022	6.990	317,172		(10)				795,000	08/31/2022
P2009020621		CARTHAGE	TX		03/26/2021	6.750	139,172		(144)				230,000	12/29/2020
P4200210627		Santa Ana	CA		06/25/2020	5.875	519,061		232				720,000	02/17/2020
P2009020480		Kyle	TX		02/09/2021	8.125	216,195		(108)				285,000	12/09/2020
P4220116121		Melbourne	FL		03/30/2022	5.500	130,959		(109)				180,000	02/09/2022
P2009020574		Clarksburg	MD		02/24/2021	6.990	333,199		(302)				500,000	01/08/2021
P2009021472		Gresham	OR		05/28/2021	5.875	506,026		(7,171)				674,000	02/10/2021
P2009023553		Hyattsville	MD		04/20/2022	6.500	282,497		(290)				355,000	11/16/2021
P5220923322		Eagle	ID		11/30/2022	8.990	730,964		(62)				1,000,000	09/08/2022
P5220116038		Leeds	ME		05/18/2022	6.250	103,222		(54)				154,000	02/16/2022
P2001017339		Wesley Chapel	FL		06/25/2020	6.500	216,500		97				296,000	12/23/2019
P5221024470		Springdale	AR		12/14/2022	8.250	577,159		(17)				710,000	10/21/2022
P5220418010		Atlanta	GA		07/27/2022	7.750	448,511		(209)				652,000	04/19/2022
P5220923417		FONTANA	CA		11/02/2022	7.125	548,429		80				735,000	09/05/2022
P2009024364		Doral	FL		07/27/2022	6.375	485,423		(22)				650,000	05/05/2022
P2009025117		Indian Rocks Beach	FL		11/30/2022	7.990	298,752		(20)				381,500	09/15/2022
P4221024385		MIAMI	FL		11/30/2022	7.375	965,431		(50)				1,185,000	10/18/2022
P2009023669		Lindenwold	NJ		03/30/2022	4.250	112,447		(22)				174,000	07/13/2021
P2009021568		Sulphur	LA		06/29/2021	6.375	208,151		(3,883)				278,000	02/22/2021

ANNUAL STATEMENT FOR THE YEAR 2022 OF THE AMERICAN EQUITY INVESTMENT LIFE INSURANCE COMPANY

SCHEDULE B - PART 1

Showing All Mortgage Loans OWNED December 31 of Current Year

1	2	Location		5	6	7	8	Change in Book Value/Recorded Investment					14	15
		3	4					9	10	11	12	13		
Loan Number	Code	City	State	Loan Type	Date Acquired	Rate of Interest	Book Value/Recorded Investment Excluding Accrued Interest	Unrealized Valuation Increase (Decrease)	Current Year's (Amortization)/ Accretion	Current Year's Other-Than-Temporary Impairment Recognized	Capitalized Deferred Interest and Other	Total Foreign Exchange Change in Book Value	Value of Land and Buildings	Date of Last Appraisal or Valuation
P2009024583		Glen Burnie	MD.		07/27/2022	6.500	145,906		(9)				350,000	04/07/2022
P2009021615		Kailua	HI.		06/29/2021	5.500	310,412		(441)				1,003,572	02/08/2021
P5220721369		Winder	GA.		09/21/2022	8.990	215,995		(38)				246,000	07/18/2022
P2009024085		Orlando	FL.		07/13/2022	6.500	276,780		(65)				340,000	03/24/2022
P2009023916		Bradenton	FL.		05/18/2022	5.875	217,133		(150)				278,000	03/15/2022
P5221125757		Annapolis	MD.		12/14/2022	8.250	418,145		(5)				485,000	10/24/2022
P2009021902		Deland	FL.		07/30/2021	5.625	150,114		(787)				512,000	04/10/2021
P5220721055		Miami	FL.		09/07/2022	7.250	280,068		(7)				370,000	07/24/2022
P4220116142		San Juan Capistrano	CA.		03/30/2022	4.875	1,832,831		(386)				6,850,000	02/02/2022
P2009021431		Greenwood Lake	NY.		05/28/2021	5.375	258,701		(380)				400,000	10/14/2020
P2009023659		Gainesville	FL.		03/30/2022	4.000	114,859		(23)				200,000	11/02/2021
P2009020407		Rochester	NY.		01/29/2021	6.500	116,161		(138)				175,000	08/04/2020
P4220620447		Arlington	TX.		09/07/2022	7.625	208,614		(15)				295,000	07/13/2022
P5220822346		RANGELEY	ME.		10/19/2022	8.500	185,058		(23)				255,000	07/19/2022
P2009021476		Havertown	PA.		05/28/2021	6.125	288,887		(412)				405,000	02/03/2021
P2009024226		Rock Hill	SC.		07/13/2022	6.375	224,758		(16)				340,000	07/01/2022
P2009020218		Brownsburg	IN.		12/30/2020	6.000	436,358		(489)				560,000	10/28/2020
P4220619719		Etna	WY.		10/05/2022	8.250	573,985		(118)				615,000	04/29/2022
P5220620298		Riverside	CA.		09/07/2022	8.500	437,986		(111)				615,000	06/20/2022
P2009021917		Kings Point	NY.		07/30/2021	4.750	1,889,074		(2,745)				3,616,000	02/24/2021
P4220922758		Denver	CO.		11/02/2022	6.750	304,821		(17)				865,000	08/17/2022
P2009023077		Lake Worth	FL.		12/28/2021	5.250	380,636		(332)				465,000	10/27/2021
P2009021627		Sunny Isles Beach	FL.		06/29/2021	6.250	838,765		(13,549)				1,300,000	03/04/2021
P2009020303		Ypsilanti	MI.		12/30/2020	5.250	184,351		(248)				300,000	09/21/2020
P4221024406		COLORADO SPRINGS	CO.		12/14/2022	7.625	1,548,050		(55)				3,600,000	10/17/2022
P2009020497		DALLAS	TX.		01/27/2021	7.625	222,083		(140)				290,000	12/08/2020
P2009022068		Golden	CO.		08/17/2021	5.750	441,362		(599)				875,000	04/09/2021
P2009020516		HOUSTON	TX.		02/09/2021	5.625	176,592		(142)				330,000	11/30/2020
P2009020268		Fillmore	CA.		12/30/2020	3.750	446,433		(670)				620,000	11/09/2020
P4221024568		Chatsworth	GA.		12/14/2022	10.500	218,979						381,000	10/24/2022
P2009020572		Baltimore	MD.		02/24/2021	6.750	175,427		(101)				210,000	12/30/2020
P2009020096		Cedarhurst	NY.		12/18/2020	5.750	595,452		(1,730)				1,140,000	11/26/2019
P2009024109		Piedmont	SC.		06/15/2022	6.125	235,199		(66)				363,000	04/06/2022
P2009020216		Franklin	WI.		12/30/2020	6.250	351,502		(386)				425,000	11/05/2020
P2009023070		Fuquay Varina	NC.		12/28/2021	4.625	367,766		(338)				450,000	11/09/2021
P5220216523		Sarasota	FL.		04/20/2022	4.990	512,046		(290)				1,350,000	03/03/2022
P5220720787		Citrus Heights	CA.		09/21/2022	8.250	352,331		(9)				525,000	07/25/2022
P2009020079		Rego Park	NY.		12/18/2020	5.750	333,116		(340)				555,000	10/22/2019
P5220216336		Suffolk	VA.		05/04/2022	6.000	1,052,207		(1,029)				1,245,000	02/11/2022
P5220317005		WINSTON SALEM	NC.		07/13/2022	8.875	274,483		(94)				351,000	03/10/2022
P5220822483		Tampa	FL.		10/19/2022	8.875	363,994		(62)				470,000	07/08/2022
P2009024675		Miami	FL.		09/21/2022	8.375	675,213		(95)				730,000	07/14/2022
P5220923377		Desoto	TX.		11/16/2022	8.750	182,857		(18)				280,000	07/26/2022
P5220116090		HIACLEAH	FL.		05/04/2022	5.875	143,854		(120)				225,000	02/28/2022
P2009024946		Summerville	SC.		11/16/2022	8.990	284,261		(19)				370,000	08/17/2022
P5220720628		Las Vegas	NV.		08/24/2022	8.875	1,994,672		(505)				2,250,000	06/23/2022
P5221024527		Oakwood	GA.		12/14/2022	8.125	443,253		(9)				625,000	10/20/2022
P5220619753		Hatfield	PA.		08/24/2022	8.625	255,502		(67)				425,000	05/04/2022
P2009024923		Bonita Spgs	FL.		11/30/2022	7.625	397,544		(13)				600,000	08/02/2022
P2009023136		Staten Island	NY.		12/28/2021	5.250	435,191		(379)				531,000	09/30/2021
P4221024489		Dallas	TX.		12/14/2022	9.750	1,551,772		(53)				1,870,000	10/16/2022
P4220822534		Spring Hill	FL.		11/02/2022	8.990	261,077		(30)				369,000	07/01/2022

ANNUAL STATEMENT FOR THE YEAR 2022 OF THE AMERICAN EQUITY INVESTMENT LIFE INSURANCE COMPANY

SCHEDULE B - PART 1

Showing All Mortgage Loans OWNED December 31 of Current Year

1	2	Location		5	6	7	8	Change in Book Value/Recorded Investment					14	15
		3	4					9	10	11	12	13		
Loan Number	Code	City	State	Loan Type	Date Acquired	Rate of Interest	Book Value/Recorded Investment Excluding Accrued Interest	Unrealized Valuation Increase (Decrease)	Current Year's (Amortization)/ Accretion	Current Year's Other-Than-Temporary Impairment Recognized	Capitalized Deferred Interest and Other	Total Foreign Exchange Change in Book Value	Value of Land and Buildings	Date of Last Appraisal or Valuation
P2009023750		Cinnaminson	NJ.		04/20/2022	7.875	420,038		(342)				450,000	02/08/2022
P2009024953		Newark	NJ.		10/19/2022	8.990	244,358		(32)				320,000	08/11/2022
P4220116128		Sarasota	FL.		04/20/2022	5.375	265,962		(232)				358,000	02/22/2022
P2009020349		JACKSONVILLE	FL.		12/30/2020	5.375	514,359		(521)				580,000	11/10/2020
P2009024758		Aubrey	TX.		10/19/2022	8.990	493,355		(71)				545,000	07/21/2022
P2009020439		JACKSONVILLE	FL.		01/14/2021	6.625	269,914		(171)				335,000	11/12/2020
P2009021552		Katy	TX.		06/29/2021	6.125	264,263		(1,082)				368,000	02/24/2021
P5221024255		Houston	TX.		12/28/2022	8.375	359,167		(3)				510,000	10/06/2022
P2009024592		Stafford	VA.		07/27/2022	7.990	394,064		(134)				445,000	06/02/2022
P2009024131		Dallas	TX.		08/10/2022	7.125	148,498		(8)				180,000	04/06/2022
P2009020565		HAGERSTOWN	MD.		02/24/2021	6.875	327,052		(218)				405,000	01/07/2021
P5220721399		Fredericksburg	TX.		09/21/2022	6.947	453,179		(20)				504,000	03/22/2022
P2009023614		North Las Vegas	NV.		04/06/2022	6.990	329,178		(338)				365,000	02/03/2022
P2009024691		Southaven	MS.		09/07/2022	8.625	304,316		8				355,000	07/05/2022
P5220923590		Miami	FL.		12/14/2022	6.875	659,882		(5)				915,000	08/15/2022
P2009023469		Stafford	VA.		04/20/2022	5.125	180,939		(125)				257,000	01/12/2022
P2009024858		Glenview	IL.		10/19/2022	8.750	322,303		(36)				368,000	08/30/2022
P2009023714		Joshua Tree	CA.		03/30/2022	4.000	284,160		1,537				550,000	12/10/2021
P4220620371		Oakland	CA.		09/07/2022	7.250	374,415		(9)				490,000	07/11/2022
P5220518716		Riverdale	GA.		08/24/2022	7.500	113,766		(42)				240,000	05/07/2022
P2009023470		North Lauderdale	FL.		04/06/2022	5.500	170,153		(95)				185,000	01/12/2022
P2009023124		Farmville	VA.		12/28/2021	4.750	156,972		(154)				225,500	11/20/2021
P2009020287		Germantown	MD.		12/30/2020	6.875	158,715		(115)				215,000	10/31/2020
P4220417825		Brighton	CO.		06/15/2022	6.250	612,617		(216)				965,000	04/18/2022
P2009023505		Sacramento	CA.		05/04/2022	4.125	251,443		(81)				500,000	01/10/2021
P2009021612		Elmhurst	NY.		06/29/2021	5.375	465,941		(669)				840,000	01/28/2021
P5220821940		Davie	FL.		10/19/2022	6.875	1,641,323		(34)				2,058,000	07/20/2022
P4220923336		Boca Raton	FL.		11/16/2022	6.990	368,338		(9)				717,000	09/08/2022
P2009020637		Hagerstown	MD.		03/26/2021	6.990	134,571		(109)				155,000	01/18/2021
P5221025245		Allen	TX.		12/14/2022	8.990	509,025		(20)				650,000	10/28/2022
P5220821776		Needles	CA.		09/21/2022	8.990	109,061		(19)				140,000	06/23/2022
P2001017123		Los Alamitos	CA.		06/25/2020	4.990	318,396		160				700,000	12/07/2019
P5220316846		Huber Heights	OH.		05/04/2022	6.750	341,416		(310)				411,000	03/04/2022
P5221025067		Center Barnstead	NH.		12/14/2022	10.125	243,521		(7)				292,000	10/20/2022
P4220619592		Bloomington	MN.		09/21/2022	6.990	261,750		(13)				368,000	07/12/2022
P2009020097		Orlando	FL.		12/18/2020	4.677	124,622		(322)				285,000	12/05/2019
P2009024902		Montgomery	TX.		09/21/2022	8.625	141,681		(26)				195,000	07/29/2022
P2009022129		Gainesville	VA.		08/17/2021	5.875	217,830		(1,532)				731,000	04/13/2021
P5220418195		West Chicago	IL.		06/29/2022	7.990	297,011		(173)				370,000	04/11/2022
P5220822683		MOUNT PLEASANT	SC.		11/02/2022	9.375	1,372,110		(184)				1,470,000	07/12/2022
P4221024605		New Braunfels	TX.		12/14/2022	8.125	328,238		(14)				410,000	10/18/2022
P4220619776		Parkland	FL.		09/07/2022	6.500	549,852		10				700,000	06/22/2022
P2009023907		Loomis	CA.		05/04/2022	5.500	994,051		(121)				1,515,000	03/09/2022
P2009023728		Tucker	GA.		03/30/2022	5.000	106,043		(7)				220,000	12/16/2021
P2009024524		Buffalo Grove	IL.		08/10/2022	7.990	181,020		(51)				205,000	06/01/2022
P2009024998		Auburn	WA.		12/14/2022	7.500	634,098		(24)				769,500	08/15/2022
P2009023764		Baltimore	MD.		04/06/2022	7.625	228,384		(208)				271,000	01/05/2022
P2009020462		West hills	CA.		01/27/2021	4.990	795,342		(137)				1,040,000	10/24/2020
P2009020309		Pasadena	MD.		12/30/2020	6.124	251,053		(314)				305,000	10/31/2020
P5221025241		Braselton	GA.		12/28/2022	9.500	1,539,042		(3)				1,900,000	09/23/2022
P2009022081		Stockholm	NJ.		08/17/2021	6.000	184,998		(246)				274,000	04/21/2021
P2009024887		Los Angeles	CA.		09/21/2022	8.750	883,976		(24)				1,700,000	08/01/2022

ANNUAL STATEMENT FOR THE YEAR 2022 OF THE AMERICAN EQUITY INVESTMENT LIFE INSURANCE COMPANY

SCHEDULE B - PART 1

Showing All Mortgage Loans OWNED December 31 of Current Year

1	2	Location		5	6	7	8	Change in Book Value/Recorded Investment					14	15
		3	4					9	10	11	12	13		
Loan Number	Code	City	State	Loan Type	Date Acquired	Rate of Interest	Book Value/Recorded Investment Excluding Accrued Interest	Unrealized Valuation Increase (Decrease)	Current Year's (Amortization)/ Accretion	Current Year's Other-Than-Temporary Impairment Recognized	Capitalized Deferred Interest and Other	Total Foreign Exchange Change in Book Value	Value of Land and Buildings	Date of Last Appraisal or Valuation
P4220216500		CANTON	MI		03/30/2022	4.990	470,975		(420)				505,000	02/09/2022
P2009022118		Hanover	PA		08/17/2021	5.750	545,211		(739)				702,000	04/20/2021
P2009021390		Hidden Valley Lake	CA		05/28/2021	6.750	385,806		(505)				532,000	12/14/2020
P2009023314		King City	CA		03/09/2022	6.625	419,045		(464)				469,000	12/21/2021
P5220115992		Sterling	VA		04/20/2022	3.625	381,987		34				515,000	02/16/2022
P2009023494		Fremont	CA		04/06/2022	3.500	1,875,340		(57)				2,900,000	01/18/2022
P5220519229		San Antonio	TX		07/27/2022	8.625	204,110		(89)				275,000	05/25/2022
P2009023695		Miami	FL		03/30/2022	3.500	236,887		(48)				340,000	10/21/2021
P4220620179		Johnson City	TX		09/07/2022	7.625	314,987		(81)				1,200,000	06/23/2022
P5220821822		Coldwater	MS		10/19/2022	8.990	414,388		(1,155)				525,000	08/11/2022
P2009024299		Austin	TX		09/07/2022	6.875	238,877		(28)				500,000	03/07/2022
P2009020598		DUNDALK	MD		03/12/2021	6.500	163,750		(122)				190,000	01/15/2021
P2009023130		Brooklyn	NY		12/28/2021	5.000	804,196		(5,325)				995,000	10/12/2021
P4221024395		Clarksville	TN		12/14/2022	7.625	189,435		(6)				230,000	10/18/2022
P2009020308		San Mateo	CA		12/30/2020	5.500	1,127,713		(1,489)				1,865,000	11/03/2020
P2009023293		Sandia	TX		03/09/2022	5.500	342,123		(352)				469,000	11/23/2021
P2009023663		Rome	GA		03/30/2022	4.000	106,973		(5)				155,000	09/08/2021
P2009020259		Modesto	CA		12/30/2020	7.125	156,923		(88)				420,000	11/05/2020
P4220317033		Pittsboro	NC		05/04/2022	7.375	344,501		(291)				650,000	03/15/2022
P2009020315		Denver	CO		12/30/2020	5.750	506,711		(209)				650,000	10/08/2020
P2009020585		Fort Lupton	CO		03/12/2021	4.375	616,177		(470)				725,000	01/11/2021
P4220116168		DENVER	CO		05/04/2022	5.625	511,365		(277)				660,000	02/15/2022
P5220721229		Mars	PA		11/02/2022	7.875	618,638		(98)				790,000	07/05/2022
P4220317003		Bonita Springs	FL		06/02/2022	5.125	323,622		(138)				732,000	04/05/2022
P2009023960		Westminster	CA		05/18/2022	6.125	487,520		(58)				1,050,000	02/10/2022
P2009023328		Plainfield	IL		03/09/2022	6.250	249,872		(228)				320,000	12/08/2021
P5220116179		Oakley	CA		05/19/2022	6.125	947,180		(218)				1,367,000	03/01/2022
P1912016824		Santa Clarita	CA		06/25/2020	5.990	226,377		106				490,000	12/21/2019
P5220923432		LOS ANGELES	CA		11/02/2022	9.250	357,285		(13)				600,000	08/19/2022
P2009021967		West Columbia	SC		07/30/2021	4.625	144,740		1,811				207,000	06/29/2021
P2009021369		San Jacinto	CA		05/28/2021	6.375	285,921		(221)				385,000	01/02/2021
P5220721470		Kingsport	TN		10/05/2022	8.750	319,584		(54)				365,000	07/28/2022
P4220115792		Aventura	FL		04/20/2022	4.875	270,356		(190)				350,000	03/04/2022
P5220822059		Denver	CO		10/05/2022	7.990	990,603		(1,412)				1,250,000	08/16/2022
P2009023755		Berlin	MD		04/06/2022	5.750	308,034		(260)				369,900	02/11/2022
P2009024487		West Palm Bch	FL		08/24/2022	6.375	150,954		(10)				200,000	06/27/2022
P1910015275		Newark	NJ		06/25/2020	6.800	263,105						394,000	09/23/2019
P5220519448		Kittrell	NC		10/05/2022	7.990	220,921		(17)				290,000	05/26/2022
P2009023668		Marietta	GA		03/30/2022	5.000	113,996		(7)				248,000	12/16/2021
P2009023345		Baltimore	MD		03/09/2022	5.625	171,189		109				257,000	01/07/2022
P5220216679		Colorado Springs	CO		04/20/2022	6.750	107,858		(107)				147,000	02/26/2022
P5220216821		Chicago	IL		04/20/2022	6.375	423,226		(112)				550,000	03/07/2022
P5220923519		Newton	NJ		12/14/2022	9.500	278,995		(7)				300,000	08/29/2022
P5220216634		Athens	GA		05/04/2022	6.750	183,049		(166)				231,000	02/22/2022
P2009024639		N Las Vegas	NV		08/10/2022	6.875	342,218		(84)				445,000	05/20/2022
P4221025128		Eden Prairie	MIN		11/30/2022	9.125	1,015,939		(79)				1,320,000	10/11/2022
P2009020077		Corona	NY		12/18/2020	5.875	140,422		(140)				225,000	10/03/2019
P2009020557		PITTSBURG	CA		02/24/2021	6.500	347,253		(209)				430,000	11/30/2020
P5220216685		Reunion	FL		05/04/2022	5.125	189,681		(143)				305,000	03/07/2022
P5220518694		ELIZABETHTON	TN		07/27/2022	7.625	104,543		(41)				173,000	06/01/2022
P4220317298		Castle Rock	CO		05/18/2022	6.990	664,117		(506)				940,000	03/31/2022
P2009023797		Douglasville	GA		05/18/2022	6.875	272,069		(221)				343,000	03/20/2022

ANNUAL STATEMENT FOR THE YEAR 2022 OF THE AMERICAN EQUITY INVESTMENT LIFE INSURANCE COMPANY

SCHEDULE B - PART 1

Showing All Mortgage Loans OWNED December 31 of Current Year

1	2	Location		5	6	7	8	Change in Book Value/Recorded Investment					14	15
		3	4					9	10	11	12	13		
Loan Number	Code	City	State	Loan Type	Date Acquired	Rate of Interest	Book Value/Recorded Investment Excluding Accrued Interest	Unrealized Valuation Increase (Decrease)	Current Year's (Amortization)/ Accretion	Current Year's Other-Than-Temporary Impairment Recognized	Capitalized Deferred Interest and Other	Total Foreign Exchange Change in Book Value	Value of Land and Buildings	Date of Last Appraisal or Valuation
P5220822044		DAYTONA BEACH	FL		11/16/2022	8.375	505,007		(44)				545,000	09/28/2022
P2009020535		NEW CASTLE	DE		02/24/2021	6.375	108,526		35				155,000	11/04/2020
P2009021477		Torrance	CA		05/28/2021	6.250	189,303		(257)				260,000	02/18/2021
P2009020272		Temecula	CA		12/30/2020	5.500	901,561		(1,188)				1,100,000	09/10/2020
P2009023600		Pasadena	CA		04/20/2022	5.500	619,309		(221)				965,000	12/21/2021
P5220316941		Paradise Valley	AZ		05/18/2022	5.500	2,588,204		(1,641)				3,600,000	03/12/2022
P5221025053		MIAMI	FL		12/14/2022	8.625	1,567,433		(67)				1,900,000	10/12/2022
P5220922958		College Station	TX		11/16/2022	7.625	157,611		(5)				245,000	08/19/2022
P4220317153		Dalton	GA		05/18/2022	6.375	654,748		(300)				749,000	04/11/2022
P2009020176		Paradise Valley	AZ		12/30/2020	5.125	2,465,230		(258)				3,113,000	10/28/2020
P2009021617		Las Vegas	NV		06/29/2021	5.625	309,304		(457)				440,000	03/15/2021
P5220519073		Annandale	VA		10/05/2022	7.250	745,496		(161)				1,275,000	05/19/2022
P4220317520		St Petersburg	FL		05/18/2022	6.125	235,293		(127)				320,000	04/06/2022
P5221024830		Carlton	OR		12/28/2022	7.750	271,630		(2)				440,000	10/27/2022
P5220822126		Largo	FL		11/02/2022	6.900	151,668		(7)				415,000	08/09/2022
P2009021562		Glen Head	NY		06/29/2021	5.500	1,188,778		(1,689)				1,729,000	01/27/2021
P2009023571		Loxahatchee	FL		04/06/2022	5.750	602,253		(465)				690,000	01/26/2022
P2009023628		Garfield	NJ		05/04/2022	6.750	563,126		(511)				710,000	01/21/2022
P2009024043		Leander	TX		06/15/2022	7.750	383,696		(251)				470,000	04/18/2022
P4220418502		Charlotte	NC		09/21/2022	8.625	576,213		(120)				650,000	06/20/2022
P2009020359		Duluth	GA		01/29/2021	5.625	177,045		(254)				320,000	09/10/2020
P5221024611		Cedar Lake	IN		12/14/2022	10.250	364,861		(6)				520,000	10/12/2022
P2009024449		Quincy	WA		08/10/2022	6.375	349,895		(55)				613,000	05/04/2022
P5220418059		Norfolk	VA		07/27/2022	8.500	126,380		(52)				160,000	04/19/2022
P5220822164		Birmingham	AL		11/30/2022	7.990	138,886		(11)				210,000	08/18/2022
P4200110242		Fountain Hills	AZ		06/25/2020	6.625	179,884		(2,247)				930,000	02/10/2020
P2009020289		Westlake	OH		12/30/2020	4.990	108,440		(149)				156,000	10/21/2020
P5220619765		Birmingham	AL		09/21/2022	7.875	178,011		(33)				215,000	06/09/2022
P2009023072		Bronx	NY		12/28/2021	5.250	610,092		(533)				860,000	07/20/2021
P2009025035		Katy	TX		11/16/2022	8.990	341,630		(27)				387,000	08/29/2022
P5220518792		Collierville	TN		07/13/2022	8.625	344,086		(155)				410,000	04/29/2022
P5220317189		Mulberry	FL		04/20/2022	5.875	108,539		(51)				142,000	02/21/2022
P2009024557		Chester	VA		08/24/2022	7.625	163,904		(45)				213,000	06/16/2022
P4220216804		Boca Raton	FL		05/04/2022	5.500	372,028		(324)				444,000	03/07/2022
P2009023629		Hiram	GA		04/06/2022	7.990	284,535		(273)				300,000	01/26/2022
P2009025157		American Fork	UT		12/14/2022	7.375	408,818		(14)				542,000	10/06/2022
P2009020417		Hicksville	NY		01/29/2021	6.000	538,584		(668)				700,000	08/28/2020
P5220620306		Orlando	FL		11/02/2022	7.990	94,127						145,000	06/10/2022
P5220821848		Durant	OK		11/02/2022	6.875	101,116		(5)				259,900	08/10/2022
P5220923996		MIAMI	FL		11/30/2022	9.375	696,138		(1,006)				800,000	09/12/2022
P2009020435		SNELLVILLE	GA		01/14/2021	6.125	226,191		(137)				253,000	11/04/2020
P5220821753		Atlanta	GA		10/05/2022	8.375	514,066		(92)				660,000	08/10/2022
P4220721137		Loudon	TN		08/24/2022	7.990	1,110,801		(42)				1,440,000	07/13/2022
P4220922950		Los Angeles	CA		11/02/2022	6.625	1,768,749		(14)				2,335,000	08/31/2022
P2009025165		Decatur	TX		11/30/2022	9.375	559,065		12				715,000	09/09/2022
P2009020384		New York	NY		01/29/2021	5.500	153,296		(198)				420,000	08/24/2020
P2009021553		WESTON	FL		06/29/2021	6.000	926,220		(1,261)				1,200,000	01/26/2021
P5221025270		Laurel	MD		12/14/2022	8.250	436,707		(18)				565,000	10/06/2022
P2009020595		PARSIPPANY-TROY HILLS	NJ		03/12/2021	7.250	202,467		(218)				430,000	01/07/2021
P5220519210		Jurupa Valley	CA		08/10/2022	6.875	765,248		(177)				830,000	05/24/2022
P4220216237		Jefferson	CO		05/18/2022	4.750	463,839		(330)				560,000	04/24/2022
P4220821832		Hixson	TN		11/02/2022	8.990	1,323,616		(129)				1,500,000	07/19/2022

ANNUAL STATEMENT FOR THE YEAR 2022 OF THE AMERICAN EQUITY INVESTMENT LIFE INSURANCE COMPANY

SCHEDULE B - PART 1

Showing All Mortgage Loans OWNED December 31 of Current Year

1	2	Location		5	6	7	8	Change in Book Value/Recorded Investment					14	15
		3	4					9	10	11	12	13		
Loan Number	Code	City	State	Loan Type	Date Acquired	Rate of Interest	Book Value/Recorded Investment Excluding Accrued Interest	Unrealized Valuation Increase (Decrease)	Current Year's (Amortization)/ Accretion	Current Year's Other-Than-Temporary Impairment Recognized	Capitalized Deferred Interest and Other	Total Foreign Exchange Change in Book Value	Value of Land and Buildings	Date of Last Appraisal or Valuation
P2009025118		Houston	TX.		12/14/2022	6.990	950,764		(7)				1,244,000	10/05/2022
P4211215519		Davenport	FL.		11/16/2022	8.500	385,649		(13)				640,000	09/30/2022
P2009023842		Baltimore	MD.		05/04/2022	6.750	163,448		(148)				195,000	02/28/2022
P5220923634		Loganville	GA.		11/02/2022	9.375	1,272,264		(167)				1,400,000	06/28/2022
P5220720986		Belton	TX.		10/19/2022	8.750	331,334		(40)				399,900	08/05/2022
P5220115738		Ormond Beach	FL.		03/09/2022	4.125	141,123		(135)				453,000	01/13/2022
P2009024525		Round Lk Bch	IL.		09/07/2022	7.990	219,378		(46)				250,000	07/01/2022
P2009022122		Boca Raton	FL.		08/17/2021	5.875	115,056		(1,564)				170,000	04/08/2021
P2009022117		Seatac	WA.		08/17/2021	5.125	466,223		(666)				600,000	04/27/2021
P2009020124		Bethel Island	CA.		12/18/2020	6.129	566,166		(518)				872,000	02/17/2020
P2009023528		Plano	IL.		04/06/2022	6.990	258,083		(285)				325,000	01/04/2022
P4220822476		ENCINO	CA.		10/19/2022	7.375	3,103,422		(78)				4,700,000	08/17/2022
P5221024550		Oakland	CA.		11/30/2022	7.500	256,290		(10)				875,000	10/13/2022
P2009023839		Church Hill	MD.		06/02/2022	5.990	209,196		(144)				339,000	03/05/2022
P2002018000		Mammoth Lakes	CA.		06/25/2020	5.750	145,447		1,411				315,000	01/29/2020
P2009021893		Rialto	CA.		07/30/2021	5.250	325,718		(453)				420,000	04/06/2021
P4220822446		Tequesta	FL.		11/02/2022	6.750	838,967		(58)				1,400,000	08/08/2022
P4220620137		Kissimmee	FL.		09/07/2022	7.750	724,485		(130)				940,000	06/23/2022
P4221024949		Weddington	NC.		12/28/2022	9.990	1,395,069		(6)				1,790,000	11/02/2022
P2009024211		Greensboro	MD.		10/19/2022	8.750	274,124		(36)				340,000	07/20/2022
P2009023123		Lynnwood	WA.		12/28/2021	4.875	1,082,529		(616)				1,305,000	11/09/2021
P4220822101		San Jose	CA.		10/05/2022	6.625	795,488		(52)				1,050,000	08/02/2022
P5221125661		Shreveport	LA.		12/28/2022	9.250	132,870						230,000	11/01/2022
P2009021420		Albany	NY.		05/28/2021	5.625	150,862		(217)				292,000	01/08/2021
P2009024880		Azusa	CA.		10/05/2022	7.625	331,798		(65)				880,000	07/26/2022
P2009024313		Oceanside	CA.		07/27/2022	6.250	309,586		(23)				510,000	03/01/2022
P2009021338		Brooklyn	NY.		05/28/2021	5.875	437,297		(618)				675,000	11/18/2020
P5220115782		KNOXVILLE	TN.		03/09/2022	6.375	389,329		(349)				418,000	01/13/2022
P2009023658		Long Branch	NJ.		03/30/2022	3.750	554,666		(111)				985,000	11/17/2021
P5221125761		Hoffman Estates	IL.		12/14/2022	8.500	270,401		(5)				323,000	10/21/2022
P5221024718		Monroe	CT.		11/30/2022	7.625	151,758		(5)				359,000	08/25/2022
P4220619867		Atlanta	GA.		08/10/2022	7.990	323,722		(70)				360,000	06/15/2022
P2009020267		Fairfield	CA.		12/30/2020	6.125	712,047		(910)				830,000	11/05/2020
P2009024991		San Jose	CA.		10/05/2022	4.500	719,168		199				1,190,000	01/04/2022
P2009020614		Denver	CO.		03/26/2021	5.375	944,354		(665)				1,300,000	12/04/2020
P2009021891		Freeport	NY.		07/30/2021	5.250	305,038		(424)				525,000	12/08/2020
P5220216329		Phoenix	AZ.		03/30/2022	4.990	243,549		(118)				469,000	02/15/2022
P5221024617		North Myrtle Beach	SC.		12/28/2022	8.250	375,308		(2)				497,000	10/07/2022
P5220721568		Wallis	TX.		12/14/2022	8.990	806,921		(13)				990,000	07/18/2022
P2009023284		Trenton	NJ.		03/09/2022	6.250	103,384		(81)				125,000	11/08/2021
P2009025175		Tacoma	WA.		12/14/2022	10.375	450,459		(13)				575,000	10/10/2022
P5220923710		Waterbury	CT.		11/16/2022	8.740	132,075		(13)				160,000	09/21/2022
P2009023988		Richmond	TX.		06/02/2022	6.750	520,576		(328)				719,088	03/20/2022
P2009023984		Tampa	FL.		06/02/2022	6.375	334,718		(182)				438,008	03/25/2022
P4221024847		Castle Rock	CO.		11/30/2022	8.875	469,352		(16)				572,400	09/23/2022
P2009024965		WINTER HAVEN	FL.		12/14/2022	7.750	267,601		(184)				354,991	07/15/2022
P5220821858		Schertz	TX.		09/21/2022	6.750	184,029		(8)				330,000	07/15/2022
P5220216429		Zion	IL.		04/20/2022	6.750	157,549		(157)				165,000	02/16/2022
P2009023282		Merced	CA.		03/09/2022	5.875	566,702		(563)				680,000	12/14/2021
P2009024897		Downey	CA.		10/05/2022	8.125	396,210		(30)				655,000	08/08/2022
P2009020157		Auburn	WA.		12/16/2020	8.125	334,018		(184)				610,000	10/30/2020
P2009021608		College Point	NY.		06/29/2021	5.250	927,241		(1,345)				1,284,000	02/08/2021

ANNUAL STATEMENT FOR THE YEAR 2022 OF THE AMERICAN EQUITY INVESTMENT LIFE INSURANCE COMPANY

SCHEDULE B - PART 1

Showing All Mortgage Loans OWNED December 31 of Current Year

1	2	Location		5	6	7	8	Change in Book Value/Recorded Investment					14	15
		3	4					9	10	11	12	13		
Loan Number	Code	City	State	Loan Type	Date Acquired	Rate of Interest	Book Value/Recorded Investment Excluding Accrued Interest	Unrealized Valuation Increase (Decrease)	Current Year's (Amortization)/ Accretion	Current Year's Other-Than-Temporary Impairment Recognized	Capitalized Deferred Interest and Other	Total Foreign Exchange Change in Book Value	Value of Land and Buildings	Date of Last Appraisal or Valuation
P2009024448		Phoenix	AZ.		08/10/2022	6.750	220,303		(54)				365,000	05/05/2022
P5221024362		Katy	TX.		12/14/2022	8.375	365,805		(12)				461,000	10/10/2022
P5220923714		Lakewood	WA.		12/28/2022	8.990	545,334		1				690,000	10/05/2022
P5220620498		Columbus	OH.		09/07/2022	6.875	406,976		(37)				575,000	06/30/2022
P2009020606		Derby	KS.		03/12/2021	5.750	237,103		(202)				260,000	01/15/2021
P2009024814		Los Angeles	CA.		08/24/2022	6.990	1,893,141		(87)				2,450,000	06/27/2022
P5220923032		Brighton	CO.		11/16/2022	7.125	650,130		30				828,000	08/03/2022
P2009024564		Doraville	GA.		07/27/2022	6.750	446,387		(67)				555,000	05/31/2022
P2009023892		San Jose	CA.		05/04/2022	4.750	914,245		(217)				1,300,000	03/11/2022
P2009023347		Germantown	MD.		03/09/2022	5.875	308,592		(278)				350,000	12/17/2021
P5220721163		Las Vegas	NV.		09/21/2022	7.250	281,258		(31)				400,000	07/13/2022
P2009020610		BELLEVILLE	NJ.		03/12/2021	6.125	307,803		(254)				408,000	12/08/2020
P1912016979		Norco	CA.		06/25/2020	4.375	562,536		299				765,000	12/10/2019
P4220418106		Madera	CA.		05/18/2022	7.990	606,604		(300)				650,000	04/19/2022
P5220619670		Orange	TX.		08/10/2022	7.125	347,659		(55)				380,000	06/03/2022
P2009025086		Passaic	NJ.		11/16/2022	11.250	430,594		(28)				586,000	07/04/2022
P4220216694		Jacksonville	FL.		05/18/2022	5.990	782,109		(698)				1,002,000	03/28/2022
P2009024471		Las Vegas	NV.		07/27/2022	6.500	476,619		154				605,000	05/16/2022
P2009023885		Lillington	NC.		05/04/2022	6.875	244,678		(74)				277,000	02/11/2022
P2009020596		Littleton	CO.		03/12/2021	6.375	219,842		(166)				317,000	01/20/2021
P4220822212		LAKE PLACID	FL.		11/16/2022	7.625	381,411		(20)				570,000	07/13/2022
P2009020442		PALM BEACH GARDENS	FL.		01/14/2021	5.990	228,826		(141)				401,000	11/28/2020
P2009023682		Philadelphia	PA.		03/30/2022	4.000	102,543		(20)				165,000	09/09/2021
P2001017374		Gresham	OR.		06/25/2020	6.500	198,154		720				304,250	01/24/2020
P2009020376		Melville	NY.		01/29/2021	6.125	1,334,450		(1,636)				2,000,000	09/01/2020
P2009023710		Fort Worth	TX.		03/30/2022	5.000	139,820		(25)				200,000	12/23/2021
P2009024576		Thornton	CO.		08/10/2022	7.750	522,398		(175)				594,000	05/25/2022
P5220822262		Jonesboro	AR.		10/19/2022	8.125	112,231		(16)				135,000	07/28/2022
P4220115998		Telford	PA.		04/20/2022	4.375	293,854		(244)				415,000	11/29/2021
P2009021332		Miramar	FL.		05/28/2021	5.625	50,195		(510)				350,000	12/03/2020
P2009024086		Rancho Palos Verdes	CA.		06/15/2022	5.990	1,610,576		(104)				3,000,000	04/19/2022
P2009024306		Pasadena	MD.		07/13/2022	7.625	323,643		(162)				362,000	04/28/2022
P5220923542		La Vergne	TN.		12/14/2022	8.875	263,189		(9)				362,000	09/23/2022
P5220821846		Eureka	CA.		10/05/2022	6.990	246,485		(52)				365,500	08/19/2022
P5220316927		Irving	TX.		05/18/2022	6.500	216,281		(117)				260,000	03/14/2022
P2009024927		Magnolia	TX.		11/16/2022	8.990	276,554		(26)				360,000	09/08/2022
P2009024082		Austin	TX.		10/19/2022	6.250	794,868		23				1,000,000	08/19/2022
P4220216254		Fort Mill	SC.		04/20/2022	4.625	190,858		(135)				265,000	02/17/2022
P2001017359		Roxbury	CT.		06/25/2020	5.625	503,668		242				1,000,000	12/19/2019
P2009021379		Ossining	NY.		05/28/2021	6.500	260,265		(347)				385,000	09/22/2020
P5220316909		Medley	FL.		05/04/2022	5.375	407,669		(182)				595,000	02/11/2022
P2009020640		MIAMI	FL.		03/12/2021	5.625	294,264		(217)				365,000	12/11/2020
P2009024208		Albemarle	NC.		07/13/2022	7.500	678,225		(206)				776,000	04/12/2022
P4220923151		Brigantine	NJ.		11/16/2022	8.990	2,164,285		(2,740)				3,100,000	08/21/2022
P2009021430		Flushing	NY.		05/28/2021	5.625	97,764						312,000	12/01/2020
P2009020152		Crowley	TX.		12/16/2020	6.750	281,960		(182)				364,000	10/13/2020
P2009024967		Buckeye	AZ.		11/30/2022	8.375	626,949		94				700,000	07/25/2022
P4220317218		Studio City	CA.		04/20/2022	5.375	1,636,878		(232)				1,875,000	03/15/2022
P2009024540		Indian Trail	NC.		07/27/2022	7.500	365,674		(113)				475,000	05/14/2022
P2009023865		Rancho Cordova	CA.		05/18/2022	6.375	343,978		(222)				600,000	03/14/2022
P2009023831		Stafford	VA.		05/04/2022	6.750	211,312		(192)				310,000	02/23/2022
P2009023551		Visalia	CA.		04/06/2022	6.375	159,178		(178)				205,000	01/24/2022

ANNUAL STATEMENT FOR THE YEAR 2022 OF THE AMERICAN EQUITY INVESTMENT LIFE INSURANCE COMPANY

SCHEDULE B - PART 1

Showing All Mortgage Loans OWNED December 31 of Current Year

1	2	Location		5	6	7	8	Change in Book Value/Recorded Investment					14	15
		3	4					9	10	11	12	13		
Loan Number	Code	City	State	Loan Type	Date Acquired	Rate of Interest	Book Value/Recorded Investment Excluding Accrued Interest	Unrealized Valuation Increase (Decrease)	Current Year's (Amortization)/ Accretion	Current Year's Other-Than-Temporary Impairment Recognized	Capitalized Deferred Interest and Other	Total Foreign Exchange Change in Book Value	Value of Land and Buildings	Date of Last Appraisal or Valuation
P2009023904		Miami	FL		05/04/2022	7.625	373,784		(310)				416,000	01/26/2022
P5220317310		Grand Terrace	CA		06/02/2022	5.125	292,597		(76)				579,000	04/02/2022
P2009020061		Miami	FL		12/18/2020	5.500	166,780		(2,185)				351,000	07/13/2019
P2009023853		Palm Desert	CA		06/02/2022	5.250	480,632		(220)				682,000	03/08/2022
P4220519222		Orange Park	FL		11/02/2022	6.990	422,342		(36)				500,000	09/08/2022
P2009023339		Aurora	CO		03/09/2022	5.625	252,534		(218)				305,000	12/14/2021
P5221024914		Austin	TX		12/14/2022	7.990	346,184		(11)				425,000	10/26/2022
P2009021598		Sag Harbor	NY		06/29/2021	5.000	1,085,410		(1,606)				1,466,000	02/16/2021
P2009020652		WOODLAND HILLS	CA		04/09/2021	3.990	1,196,647		(859)				1,900,000	02/14/2021
P5221024298		Alstead	NH		12/28/2022	9.750	245,076		(1)				337,000	10/31/2022
P4220519564		Fontana	CA		08/24/2022	6.125	762,865		55				971,000	06/06/2022
P4220317629		Odessa	FL		05/18/2022	7.500	196,387		(73)				255,000	04/05/2022
P5220822480		Philadelphia	PA		10/19/2022	8.750	239,860		(380)				340,000	08/17/2022
P4220619810		Copan	OK		08/10/2022	7.875	300,327		(64)				602,000	06/13/2022
P2009023857		Colorado Springs	CO		06/02/2022	5.500	226,655		(125)				385,000	03/07/2022
P2009020481		KING OF PRUSSIA	PA		01/27/2021	6.250	186,125		(144)				285,000	11/19/2020
P5220822319		Greenfield	MA		11/02/2022	8.875	202,904		(26)				260,000	08/10/2022
P4220720722		Los Alamitos	CA		08/10/2022	6.875	955,272		(53)				1,325,000	07/01/2022
P5220519264		Palm Beach Gardens	FL		07/27/2022	6.500	540,271		(140)				878,000	05/22/2022
P2009021555		Cutler Bay	FL		06/29/2021	5.625	249,489		(3,162)				377,000	01/27/2021
P4220317776		Mount Pleasant	SC		05/18/2022	5.750	817,147		(275)				1,350,000	04/01/2022
P4220620418		Punta Gorda	FL		08/24/2022	8.990	253,301		(971)				305,000	07/07/2022
P5220620497		Sevierville	TN		09/07/2022	8.625	550,638		(137)				800,000	06/17/2022
P5221125451		Lake Forest	CA		12/14/2022	7.875	793,928		(29)				1,775,000	10/07/2022
P2009020631		Petaluma	CA		03/26/2021	6.500	1,084,765		(647)				1,350,000	01/20/2021
P2009023825		MARATHON	FL		04/20/2022	4.990	875,134		(559)				1,427,000	02/28/2022
P5220519242		Athens	GA		08/10/2022	8.625	185,095		(74)				250,000	05/31/2022
P4220216298		Houston	TX		03/30/2022	5.875	223,103		(164)				240,000	02/11/2022
P2009022064		Concord	NH		08/17/2021	5.500	300,613		601				430,000	04/22/2021
P2009023636		WASHOUGAL	WA		04/06/2022	6.250	375,278		(418)				525,000	01/28/2022
P2009023623		Snellville	GA		04/20/2022	7.500	224,641		(193)				265,500	02/22/2022
P5220216332		Westlake Village	CA		05/04/2022	6.990	2,249,353		(1,743)				2,675,000	02/03/2022
P2009025048		Palo Alto	CA		11/16/2022	6.500	2,166,084		(41)				4,275,000	09/19/2022
P2009021405		Maspeth	NY		05/28/2021	6.750	550,128		(10,268)				860,000	02/01/2021
P4220317191		Apple Valley	CA		04/20/2022	5.750	819,561		(502)				884,000	03/01/2022
P2009024792		Manville	NJ		09/21/2022	8.625	258,431		(26)				360,000	08/02/2022
P2009024645		Bayville	NJ		09/21/2022	7.875	365,595		(76)				450,000	07/01/2022
P2009024770		Los Angeles	CA		08/24/2022	9.500	531,944		(124)				599,900	06/17/2022
P2009021556		Ocean	NJ		06/29/2021	5.875	188,452		(325)				575,000	02/09/2021
P2009023556		Sterling	VA		04/06/2022	4.750	360,004		(271)				510,000	02/01/2022
P2009023067		Saint Petersburg	FL		12/28/2021	5.375	228,123		(167)				308,000	11/02/2021
P2009023399		Phoenix	AZ		03/09/2022	6.625	211,393		(213)				410,000	12/20/2021
P5221024270		Amelia Court House	VA		12/14/2022	7.990	256,665		(10)				334,000	10/11/2022
P2009023652		San Antonio	TX		03/30/2022	3.500	277,798		(57)				430,000	10/25/2021
P5220519042		Detroit	MI		10/05/2022	7.375	386,416		(88)				530,000	05/18/2022
P2009023091		EFFORT	PA		12/28/2021	4.875	204,204		(183)				301,000	10/30/2021
P2009024947		Jacksonville	FL		10/05/2022	7.125	452,358		(42)				593,000	07/28/2022
P4220115678		Merrittstown	PA		03/09/2022	5.125	108,736		(73)				152,000	12/02/2021
P2009024817		Crescent City	CA		09/21/2022	6.625	366,964		5				880,000	08/08/2022
P2009023088		Hartsdale	NY		12/28/2021	5.125	532,569		(468)				665,000	11/06/2021
P2009022047		KILLEEN	TX		08/17/2021	5.500	177,580		(247)				247,000	04/01/2021
P5220923136		Panama City	FL		11/02/2022	7.500	201,654		(21)				270,000	07/20/2022

ANNUAL STATEMENT FOR THE YEAR 2022 OF THE AMERICAN EQUITY INVESTMENT LIFE INSURANCE COMPANY

SCHEDULE B - PART 1

Showing All Mortgage Loans OWNED December 31 of Current Year

1	2	Location		5	6	7	8	Change in Book Value/Recorded Investment					14	15
		3	4					9	10	11	12	13		
Loan Number	Code	City	State	Loan Type	Date Acquired	Rate of Interest	Book Value/Recorded Investment Excluding Accrued Interest	Unrealized Valuation Increase (Decrease)	Current Year's (Amortization)/ Accretion	Current Year's Other-Than-Temporary Impairment Recognized	Capitalized Deferred Interest and Other	Total Foreign Exchange Change in Book Value	Value of Land and Buildings	Date of Last Appraisal or Valuation
P4220216714		Irvine	CA		05/04/2022	5.250	554,770		(90)				715,000	03/04/2022
P2009024748		Woodbridge	VA		09/07/2022	9.500	171,956		(39)				265,000	06/15/2022
P4220518719		New Port Richey	FL		08/10/2022	5.990	550,673		(25)				800,000	07/12/2022
P4220923204		PEARCE	AZ		11/16/2022	10.500	122,208		(9)				130,000	09/05/2022
P5220822365		Haslet	TX		12/14/2022	7.625	543,362		(98)				759,000	08/13/2022
P4220923925		Houston	TX		11/16/2022	9.375	243,583		(9)				270,000	09/29/2022
P4220922809		Boerne	TX		11/02/2022	8.990	1,175,771		(110)				1,260,000	08/03/2022
P2009020605		LOS ANGELES	CA		03/12/2021	3.875	1,102,981		(183)				2,750,000	12/01/2020
P5220418364		Haleiwa	HI		08/10/2022	7.250	1,505,983		(397)				1,725,000	05/17/2022
P2009023066		Woodbridge	NJ		12/28/2021	5.250	248,322		37				340,000	10/21/2021
P4220519050		Inverness	IL		08/24/2022	8.875	864,634		(145)				1,000,000	05/19/2022
P4200110328		Encino	CA		06/25/2020	4.990	1,338,842		674				1,900,000	02/11/2020
P5220115932		Mundelein	IL		03/30/2022	6.250	248,440		(22)				340,000	01/28/2022
P5220721462		Panama City	FL		10/05/2022	7.990	290,554		(54)				350,000	07/28/2022
P2009020534		AMBOY	WA		02/02/2021	6.375	391,653		(232)				497,000	12/15/2020
P4220720645		Lutz	FL		09/21/2022	9.250	446,655		(85)				535,000	07/12/2022
P5220721054		Washington	DC		09/07/2022	7.875	235,489		(52)				340,000	07/08/2022
P2009024559		Lodi	CA		08/24/2022	7.500	641,009		(159)				775,000	05/24/2022
P2009020645		Dallas	TX		04/09/2021	6.750	128,308		(136)				174,000	01/25/2021
P2009023875		BALTIMORE	MD		05/18/2022	6.875	242,591		(200)				270,000	03/14/2022
P2009023896		Brandon	MS		05/18/2022	7.625	250,988		(194)				280,000	03/04/2022
P2009023617		UNION BEACH	NJ		05/04/2022	6.750	264,140		(240)				380,000	02/04/2022
P2009020458		Los Angeles (Altadena Area)	CA		12/30/2020	5.375	1,942,439		(10,305)				2,700,000	11/28/2020
P1912016880		Danville	CA		06/25/2020	5.875	522,534		247				770,000	12/27/2019
P2009020402		Red Bank	NJ		01/29/2021	6.125	373,360		(377)				500,000	09/22/2020
P2009025094		LAKE HAVASU CITY	AZ		12/14/2022	7.250	571,867		(6)				790,000	09/29/2022
P4220821644		Virginia Beach	VA		09/21/2022	8.500	214,459		(40)				285,000	08/01/2022
P4220115893		Old Bridge	NJ		03/30/2022	5.375	399,754		(307)				430,000	02/02/2022
P5221024287		Santa Maria	CA		11/02/2022	7.625	663,811		(53)				1,000,000	08/16/2022
P2009022038		Greenville	NY		08/17/2021	6.000	233,609		(311)				305,000	11/09/2020
P2009023699		Cleveland	OH		03/30/2022	3.750	109,802		(22)				216,000	12/07/2021
P2009020491		STAFFORD	VA		02/09/2021	6.250	340,140		(201)				430,000	12/03/2020
P5220720602		Dorchester Center	MA		09/07/2022	7.875	667,988		(121)				1,100,000	06/27/2022
P2009024080		Blaine	MN		06/02/2022	7.250	312,569		(211)				350,000	03/29/2022
P2009021415		Braintree	MA		05/28/2021	5.750	634,339		(902)				875,000	02/05/2021
P4220821938		Atlantic City	NJ		11/02/2022	8.625	117,993		(15)				142,000	07/23/2022
P2009020525		CHESAPEAKE	VA		02/09/2021	5.500	201,311		(129)				360,000	12/02/2020
P2009021597		Brooklyn	NY		06/29/2021	5.125	982,585		(1,439)				3,313,000	01/20/2021
P4220822394		Colorado Springs	CO		10/05/2022	8.990	899,762		(148)				1,155,000	08/01/2022
P2009023941		Woodbridge	VA		05/18/2022	6.500	282,772		(170)				490,002	03/08/2022
P2009022059		Douglasville	GA		08/17/2021	5.500	259,381		(359)				479,900	04/21/2021
P2009023527		Montgomery Village	MD		04/06/2022	7.250	186,213		(210)				220,000	01/24/2022
P5220923401		Brooklyn	NY		11/30/2022	7.000	943,157		(75)				3,200,000	09/23/2022
P4220720779		Orange	CA		09/07/2022	6.875	1,206,047		(53)				2,300,000	06/10/2022
P5220923597		Albuquerque	NM		12/14/2022	6.999	215,030		(2)				400,000	08/09/2022
P5220216309		Millbrae	CA		05/04/2022	4.125	795,721		(253)				2,400,000	02/23/2022
P5220216681		Boise	ID		05/04/2022	5.990	505,204		(139)				678,000	03/04/2022
P2009023598		FOUNTAIN HILLS	AZ		05/04/2022	4.875	448,534		(308)				635,000	02/18/2022
P4220216214		Lakewood Ranch	FL		03/30/2022	4.375	737,420		(386)				1,350,000	02/23/2022
P2009025140		Fate	TX		11/30/2022	9.625	372,620		(16)				400,000	10/03/2022
P1912016939		Destin	FL		06/25/2020	6.375	401,171		182				545,000	12/11/2019
P4220721544		Parkland	FL		10/05/2022	7.875	1,331,156		(44)				1,600,000	08/11/2022

ANNUAL STATEMENT FOR THE YEAR 2022 OF THE AMERICAN EQUITY INVESTMENT LIFE INSURANCE COMPANY

SCHEDULE B - PART 1

Showing All Mortgage Loans OWNED December 31 of Current Year

1	2	Location		5	6	7	8	Change in Book Value/Recorded Investment					14	15
		3	4					9	10	11	12	13		
Loan Number	Code	City	State	Loan Type	Date Acquired	Rate of Interest	Book Value/Recorded Investment Excluding Accrued Interest	Unrealized Valuation Increase (Decrease)	Current Year's (Amortization)/ Accretion	Current Year's Other-Than-Temporary Impairment Recognized	Capitalized Deferred Interest and Other	Total Foreign Exchange Change in Book Value	Value of Land and Buildings	Date of Last Appraisal or Valuation
P5220216426		Lahaina	HI		03/30/2022	5.250	1,495,946		(398)				4,250,000	01/20/2022
P2009022135		Gresham	OR		08/17/2021	5.625	332,791		(456)				458,000	04/08/2021
P4220822425		Porter Ranch	CA		10/05/2022	6.750	1,097,314		(100)				1,360,000	08/30/2022
P2009023845		Everett	WA		05/04/2022	6.125	430,147		(414)				509,000	03/14/2022
P4220923164		Studio City	CA		11/16/2022	6.875	1,774,930		(44)				2,929,000	09/26/2022
P5220418203		Frisco	TX		06/15/2022	6.500	1,045,177		(359)				1,366,000	03/17/2022
P4220721336		Riverside	CA		09/21/2022	7.990	533,735		(41)				800,000	08/08/2022
P4220417936		Loganville	GA		06/02/2022	7.375	367,691		(222)				390,000	04/21/2022
P2009023574		Desert Hot Springs	CA		04/06/2022	6.125	211,637		(223)				280,000	01/27/2022
P2009023089		Southampton	NY		12/28/2021	5.000	1,242,428		(1,108)				2,000,000	11/05/2021
P2009023104		Plainview	NY		12/28/2021	5.125	507,989		(447)				625,000	10/06/2021
P2009020187		Houston	TX		12/30/2020	6.875	131,740		(78)				186,800	10/26/2020
P4220721473		Bradenton	FL		10/19/2022	7.990	370,650		(8)				510,000	08/24/2022
P2009020461		Bakersfield	CA		01/27/2021	7.125	323,553		(17)				443,000	12/08/2020
P2009023995		Elmhurst	IL		06/15/2022	6.125	215,246		(82)				280,000	04/06/2022
P2009023490		Placentia	CA		03/09/2022	4.125	815,771		(597)				1,100,000	11/23/2021
P2009023110		Mendham	NJ		12/28/2021	5.375	639,441		(550)				1,100,000	11/15/2021
P2009024016		Fort Washington	MD		06/02/2022	7.125	368,076		(250)				412,000	03/25/2022
P4220216521		Brighton	CO		03/30/2022	6.250	406,700		(431)				650,000	02/19/2022
P2009023081		Houston	TX		12/28/2021	4.875	168,671		(152)				265,000	10/26/2021
P2009023580		MCLEAN	VA		04/20/2022	3.990	1,676,141		(880)				2,215,000	01/25/2022
P2009024720		Sicklerville	NJ		09/07/2022	9.250	372,395		(86)				420,000	06/14/2022
P4220317643		La Porte	TX		06/15/2022	6.125	781,139		(248)				850,000	04/20/2022
P2009021359		Dover	NH		05/28/2021	5.000	346,015		(526)				485,000	01/08/2021
P5221125884		Largo	FL		12/14/2022	8.375	346,975		(3)				450,000	10/25/2022
P4220822055		Las Vegas	NV		11/02/2022	7.990	547,824		(3)				782,000	07/29/2022
P4220316895		Kinnelon	NJ		06/02/2022	5.990	883,434		(456)				960,000	03/14/2022
P4220822093		Lapeer	MI		11/02/2022	8.990	1,091,868		(132)				1,400,000	07/21/2022
P2009023953		Aurora	CO		05/04/2022	7.125	481,039		(419)				535,000	03/08/2022
P2009023134		Brooklyn	NY		12/28/2021	5.625	441,362		(372)				540,000	07/14/2021
P2009024452		El Monte	CA		08/24/2022	6.990	725,879		(142)				1,479,000	06/24/2022
P5220720596		San Diego	CA		08/24/2022	7.250	750,553		(15)				1,325,000	07/09/2022
P4220821595		Charlotte	NC		10/05/2022	8.990	100,122		(6)				200,000	08/12/2022
P2009020613		New Braunfels	TX		03/12/2021	5.750	502,359		(392)				562,000	01/22/2021
P2009020387		New Waverly	TX		01/29/2021	6.000	548,358		(693)				769,500	08/29/2020
P5220922967		Tucson	AZ		11/02/2022	7.500	517,049		(67)				940,000	08/30/2022
P2009024045		Key Largo	FL		07/13/2022	5.990	548,004		(33)				945,000	03/26/2022
P4220821912		Glendale	CA		10/05/2022	7.875	1,257,370		(212)				1,400,000	08/14/2022
P2009023351		Sacramento	CA		04/06/2022	5.250	302,704		(246)				455,000	12/29/2021
P2009021878		New York	NY		07/30/2021	5.625	297,230		(2,987)				770,000	02/19/2021
P5220923209		Stafford Springs	CT		12/14/2022	6.625	243,333		(3)				360,000	08/15/2022
P5220620322		Mchenry	IL		09/21/2022	8.990	114,876		29				141,000	07/01/2022
P2009023100		Jamaica	NY		12/28/2021	5.250	668,460		(582)				870,000	11/04/2021
P5220417828		Mesa	AZ		06/02/2022	7.990	1,103,603		(779)				1,270,000	04/12/2022
P5220923048		ORLANDO	FL		11/16/2022	8.125	475,114		(50)				728,000	07/30/2022
P2009022871		Waukegan	IL		04/20/2022	6.250	179,600		(137)				213,000	07/26/2021
P5220721000		Graham	TX		11/02/2022	8.625	120,866		(8)				157,500	05/10/2022
P5220821806		Marietta	GA		09/21/2022	8.990	779,137		(136)				900,000	07/08/2022
P1912016782		Oakville	CT		06/25/2020	5.250	232,339		82				352,000	11/25/2019
P2009023732		New Market	TN		03/30/2022	5.000	87,864		(6)				275,000	01/25/2022
P2009024325		Hyattsville	MD		08/24/2022	6.500	213,358		(30)				380,000	06/22/2022
P1911015833		Beach City	TX		06/25/2020	4.750	258,075		134				368,000	11/20/2019

ANNUAL STATEMENT FOR THE YEAR 2022 OF THE AMERICAN EQUITY INVESTMENT LIFE INSURANCE COMPANY

SCHEDULE B - PART 1

Showing All Mortgage Loans OWNED December 31 of Current Year

1	2	Location		5	6	7	8	Change in Book Value/Recorded Investment					14	15
		3	4					9	10	11	12	13		
Loan Number	Code	City	State	Loan Type	Date Acquired	Rate of Interest	Book Value/Recorded Investment Excluding Accrued Interest	Unrealized Valuation Increase (Decrease)	Current Year's (Amortization)/ Accretion	Current Year's Other-Than-Temporary Impairment Recognized	Capitalized Deferred Interest and Other	Total Foreign Exchange Change in Book Value	Value of Land and Buildings	Date of Last Appraisal or Valuation
P2009024500		Rockville	MD.		08/10/2022	6.500	328,425		(13)				440,000	05/12/2022
P5220317241		Tustin	CA.		05/18/2022	5.125	490,163		(212)				770,000	04/04/2022
P5220317173		COOPERSBURG	PA.		05/18/2022	8.250	461,148		(324)				590,000	03/16/2022
P4200110233		San Juan Capistrano	CA.		06/25/2020	5.750	385,322		183				720,000	01/28/2020
P2009024261		Mesa	AZ.		07/27/2022	6.375	460,059		(36)				572,000	03/01/2022
P2009024655		West Chicago	IL.		08/10/2022	8.125	222,615		(47)				255,000	05/03/2022
P4220317254		Albemarle	NC.		05/18/2022	5.625	114,569		(57)				152,000	03/30/2022
P2009023978		PITTSBORO	NJ.		05/18/2022	6.625	478,705		(289)				575,000	03/15/2022
P4220317621		Honesdale	PA.		08/10/2022	6.625	197,946		(49)				215,000	02/28/2022
P2009021340		Valley Stream	NY.		05/28/2021	5.375	206,772		(305)				405,000	11/04/2020
P2009020108		Sewell	NJ.		12/18/2020	5.750	244,644		(13)				410,000	12/30/2019
P2009024744		Rosenberg	TX.		09/07/2022	9.250	281,643		(65)				330,000	07/15/2022
P4220822451		Charlestown	RI.		11/02/2022	8.990	701,702		(79)				747,000	08/16/2022
P2009020396		Oakland	CA.		01/29/2021	6.125	653,656		(803)				850,000	09/16/2020
P2009021635		Golden Beach	FL.		06/29/2021	5.750	1,557,381		(2,157)				2,000,000	03/26/2021
P2009021572		Cheektowaga	NY.		06/29/2021	6.750	105,592		(2,021)				146,000	12/22/2020
P4220316965		Parkland	FL.		04/20/2022	5.250	736,150		(558)				800,000	03/13/2022
P2009023680		Zanesville	OH.		03/30/2022	5.000	96,954		(6)				133,000	12/23/2021
P4220822646		MEDFORD	OR.		11/02/2022	7.125	317,158		(31)				410,000	07/29/2022
P2009025059		Pleasanton	CA.		11/02/2022	6.500	2,398,731		(19)				4,450,000	09/02/2022
P5220821678		Las Vegas	NV.		10/05/2022	8.250	210,731		(38)				290,000	07/22/2022
P5220822078		Saint Cloud	FL.		10/05/2022	6.625	264,948		(6)				427,000	05/20/2022
P2009020541		CENTREVILLE	VA.		02/09/2021	6.500	321,737		(189)				402,000	01/05/2021
P5220923181		Weatherford	TX.		11/02/2022	7.500	1,534,500		(135)				2,000,000	08/09/2022
P5220721030		Aurora	CO.		09/21/2022	8.990	403,970		(75)				485,000	08/01/2022
P5220822295		OCOE	FL.		11/02/2022	8.875	457,287		(56)				550,000	08/12/2022
P5221024714		Lowell	MA.		11/30/2022	7.750	182,118		(4)				495,000	05/20/2022
P2009021602		Oakhurst	NJ.		06/29/2021	5.250	386,730		(561)				575,000	02/27/2021
P2009025197		Houston	TX.		11/30/2022	10.750	224,847		(11)				287,000	09/23/2022
P2009025099		Incline Vlg	NV.		11/30/2022	7.375	308,745		(15)				870,000	09/26/2022
P5220822515		Star	ID.		10/19/2022	7.750	394,862		(59)				900,000	08/09/2022
P2009022039		HUNTINGTON	NY.		08/17/2021	5.625	456,189		(628)				690,000	02/05/2021
P2009024176		Jacksonville	FL.		07/13/2022	7.375	265,197		(57)				306,000	03/23/2022
P2009020345		PORTERVILLE	CA.		12/30/2020	6.625	341,306		(328)				450,000	09/28/2020
P2009021968		Elgin	SC.		07/30/2021	4.625	205,048		2,566				306,000	07/09/2021
P5220822015		Colts Neck	NJ.		10/19/2022	6.750	1,320,869		(92)				2,400,000	08/22/2022
P2009020252		HOLT	MO.		12/16/2020	7.125	210,330		(181)				284,000	09/05/2020
P5211215428		Hutto	TX.		03/09/2022	5.625	296,645		(249)				365,000	01/03/2022
P2009023913		Palmyra	NJ.		05/18/2022	6.750	186,484		126				216,000	02/22/2022
P2009021469		Hawthorne	CA.		05/28/2021	5.875	396,752		(556)				575,000	02/09/2021
P2009021432		Syosset	NY.		05/28/2021	5.250	474,873		(704)				660,000	12/15/2020
P5220721427		Laredo	TX.		10/19/2022	8.990	155,895		(20)				257,500	07/06/2022
P2009023428		North Las Vegas	NV.		04/06/2022	3.875	240,491		(112)				425,000	11/18/2021
P4220518879		Midlothian	VA.		08/10/2022	6.750	380,032		(64)				415,000	07/15/2022
P2009023674		Philadelphia	PA.		03/30/2022	4.000	73,245		(14)				137,500	09/08/2021
P2009023638		Long Branch	NJ.		04/06/2022	5.750	251,055		(147)				352,000	12/30/2021
P2009020421		Turner	OR.		01/29/2021	6.250	474,702		(576)				675,000	09/18/2020
P2009023396		Glen Burnie	MD.		03/09/2022	6.750	156,019		(168)				185,000	12/21/2021
P4220317196		Ocala	FL.		05/04/2022	6.125	364,559		(215)				395,000	03/22/2022
P2009023626		Surprise	AZ.		04/20/2022	5.625	215,963		(188)				295,000	01/21/2022
P4221025252		STICKLEVILLE	NJ.		12/28/2022	9.875	734,841		(3)				879,000	11/03/2022
P2009020408		Lynbrook	NY.		01/29/2021	6.250	430,759		(523)				600,000	08/26/2020

ANNUAL STATEMENT FOR THE YEAR 2022 OF THE AMERICAN EQUITY INVESTMENT LIFE INSURANCE COMPANY

SCHEDULE B - PART 1

Showing All Mortgage Loans OWNED December 31 of Current Year

1	2	Location		5	6	7	8	Change in Book Value/Recorded Investment					14	15
		3	4					9	10	11	12	13		
Loan Number	Code	City	State	Loan Type	Date Acquired	Rate of Interest	Book Value/Recorded Investment Excluding Accrued Interest	Unrealized Valuation Increase (Decrease)	Current Year's (Amortization)/ Accretion	Current Year's Other-Than-Temporary Impairment Recognized	Capitalized Deferred Interest and Other	Total Foreign Exchange Change in Book Value	Value of Land and Buildings	Date of Last Appraisal or Valuation
P5220116107		Antioch	IL		05/18/2022	5.875	421,295		(379)				581,000	02/22/2022
P2009020385		Austin	TX		01/29/2021	6.000	668,145		(831)				890,000	09/29/2020
P2009024739		Atlanta	GA		08/24/2022	9.625	185,281		(43)				226,000	06/27/2022
P2009024835		Coral Gables	FL		09/07/2022	9.125	522,167		(49)				1,650,000	07/07/2022
P2009020338		PEORIA	AZ		01/14/2021	8.125	168,658		(92)				222,000	11/10/2020
P4220116044		Colorado Springs	CO		04/20/2022	4.250	264,248		(52)				408,000	02/24/2022
P2009024970		lake forest	CA		12/14/2022	7.250	807,508		(304)				1,084,979	07/27/2022
P4220317246		Hollywood	FL		06/02/2022	5.125	758,065		(155)				885,000	04/14/2022
P5220720608		Marvin	NC		09/07/2022	8.990	1,079,185		(39)				1,215,000	04/27/2022
P2009024865		Topeka	KS		10/19/2022	8.375	246,898		(10)				409,000	08/10/2022
P5220923972		CORAL SPRINGS	FL		11/30/2022	7.250	586,645		21				800,000	07/08/2022
P2009021559		Long Island City	NY		06/29/2021	5.875	420,771		(1,240)				805,000	01/29/2021
P2009022057		Holbrook	NY		08/17/2021	5.500	400,751		(555)				515,000	04/02/2021
P5220721401		Boston	MA		09/07/2022	8.250	1,315,663		(227)				1,599,000	07/16/2022
P2009024130		Baltimore	MD		08/24/2022	6.250	187,207		(13)				365,000	04/14/2022
P5220822252		Pittsburgh	PA		10/19/2022	8.990	112,686		(14)				166,900	08/02/2022
P2009021776		Blythewood	SC		07/15/2021	4.625	221,828		2,891				289,000	06/07/2021
P2009024618		Lorton	VA		08/24/2022	6.875	293,999		(28)				485,000	06/08/2022
P5220216602		Palm Beach Gardens	FL		05/04/2022	5.375	345,583		(220)				447,000	02/09/2022
P4220922823		Tampa	FL		11/02/2022	7.750	233,979		(31)				299,000	08/26/2022
P5220821603		Sarasota	FL		09/21/2022	8.375	663,813		(126)				805,000	08/05/2022
P2009021589		Jackson	NJ		06/29/2021	5.875	430,156		(369)				650,000	03/08/2021
P2009024952		Yuba City	CA		10/19/2022	8.990	230,909		(29)				247,000	08/09/2022
P4220822057		West Palm Beach	FL		10/05/2022	7.990	263,526		(43)				320,000	08/19/2022
P5220720890		Clarkston	MI		09/21/2022	8.750	433,128		(88)				520,000	07/20/2022
P2009023808		DENVER	CO		05/18/2022	7.500	369,169		(284)				465,000	03/22/2022
P2009023678		Atlanta	GA		03/30/2022	4.000	153,466		(30)				220,000	12/09/2021
P4220821811		Pembroke Pines	FL		10/05/2022	7.875	117,290		8				220,000	08/18/2022
P4220721183		Colorado Springs	CO		10/19/2022	8.125	284,961		(41)				343,000	08/31/2022
P4220116208		Pasadena	CA		05/18/2022	3.875	1,218,787		(156)				3,000,000	04/06/2022
P2009024659		East Haven	CT		09/07/2022	7.250	200,818		(38)				246,000	06/16/2022
P2009023265		Chicago	IL		03/09/2022	5.875	381,298		(553)				500,000	12/09/2021
P2009020519		EDMOND	OK		02/02/2021	6.750	479,204		(274)				560,000	12/31/2020
P5220923054		Marco Island	FL		12/28/2022	7.500	305,546		(2)				700,000	10/19/2022
P2009020069		New York	NY		12/18/2020	6.750	1,431,857		(1,364)				2,600,000	09/19/2019
P5220721175		Lafayette	LA		09/21/2022	8.250	192,740		(37)				242,000	07/11/2022
P1910014852		Redwood City	CA		06/25/2020	5.875	982,915		(1,579)		98,739		1,850,000	10/15/2019
P2009023548		Fresno	CA		04/20/2022	5.875	164,766		486				302,500	11/15/2021
P5220317479		Colorado Springs	CO		05/18/2022	7.875	378,016		(59)				450,000	03/25/2022
P5220822579		Powell	TN		11/16/2022	8.750	310,858		(30)				350,000	08/19/2022
P2009022067		Boca Raton	FL		08/17/2021	5.500	466,043		(647)				2,000,000	04/15/2021
P5220721475		Gold Canyon	AZ		10/05/2022	7.875	684,491		(130)				825,000	08/09/2022
P4220317675		Pompano Beach	FL		07/27/2022	5.875	328,284		(44)				510,000	04/21/2022
P5220822146		Beaverton	OR		11/02/2022	8.990	861,323		(105)				975,000	06/23/2022
P2009023464		Las Vegas	NV		04/06/2022	6.750	257,233		(219)				313,500	12/29/2021
P2009021785		Boiling Springs	SC		07/15/2021	4.625	218,630		2,849				302,000	06/01/2021
P5220317366		New Braunfels	TX		05/04/2022	6.990	325,284		(288)				410,000	03/11/2022
P5220720947		Sevierville	TN		10/05/2022	7.990	470,141		(27)				945,000	07/28/2022
P5220923343		Dallas	TX		11/16/2022	8.250	237,560		(9)				325,000	09/05/2022
P5220216317		Knightdale	NC		04/06/2022	4.500	502,950		(285)				549,000	01/25/2022
P2009020587		WOOD DALE	IL		03/12/2021	6.750	308,967		(209)				359,000	01/07/2021
P5220822043		Livermore	CO		10/19/2022	8.375	274,179		(38)				614,000	07/26/2022

ANNUAL STATEMENT FOR THE YEAR 2022 OF THE AMERICAN EQUITY INVESTMENT LIFE INSURANCE COMPANY

SCHEDULE B - PART 1

Showing All Mortgage Loans OWNED December 31 of Current Year

1	2	Location		5	6	7	8	Change in Book Value/Recorded Investment					14	15
		3	4					9	10	11	12	13		
Loan Number	Code	City	State	Loan Type	Date Acquired	Rate of Interest	Book Value/Recorded Investment Excluding Accrued Interest	Unrealized Valuation Increase (Decrease)	Current Year's (Amortization)/ Accretion	Current Year's Other-Than-Temporary Impairment Recognized	Capitalized Deferred Interest and Other	Total Foreign Exchange Change in Book Value	Value of Land and Buildings	Date of Last Appraisal or Valuation
P4220720592		Charlotte	NC		09/07/2022	6.990	719,141		(35)				1,100,000	07/18/2022
P2009020067		Wilmington	DE		12/18/2020	5.125	108,395		(421)				327,000	10/07/2019
P2009021380		Valley Stream	NY		05/28/2021	6.500	425,250		(573)				611,000	10/09/2020
P2009023533		Beverly Hills	CA		05/04/2022	4.375	1,030,964		(134)				2,850,000	01/07/2022
P2009023819		Ballwin	MO		05/04/2022	5.500	198,438		(103)				258,000	02/11/2022
P5221024423		Manistee	MI		11/30/2022	8.250	101,927		(9)				141,000	09/28/2022
P5221024555		Spokane	WA		11/30/2022	9.250	355,463		(17)				392,000	09/14/2022
P2009023432		Falls Church	VA		04/06/2022	7.875	182,296		(175)				245,000	01/18/2022
P2009022055		Athens	ME		08/17/2021	5.625	293,577		(404)				380,000	03/30/2021
P4220216288		Los Angeles	CA		03/30/2022	5.250	1,902,097		(540)				3,025,000	02/04/2022
P2001017220		Las Vegas	NV		06/25/2020	4.500	161,822		368				500,000	11/05/2019
P2009021907		Pompano Beach	FL		07/30/2021	6.000	1,063,038		(1,275)				1,580,000	03/24/2021
P2009023673		Philadelphia	PA		03/30/2022	4.000	159,445		(31)				250,000	09/08/2021
P2009023642		Darnestown	MD		05/04/2022	5.625	259,059		(154)				315,000	02/07/2022
P4221024997		Apache Junction	AZ		12/14/2022	10.125	421,841		(314)				516,000	10/31/2022
P2009024598		Phoenix	AZ		08/24/2022	8.375	156,935		(42)				365,000	06/22/2022
P2009020111		Long Beach	NY		12/18/2020	5.750	399,531		(698)				1,320,000	01/25/2020
P5220720667		Miramar Beach	FL		08/10/2022	6.902	1,539,412		(379)				2,400,000	06/08/2022
P5220721244		Rosedale	MD		09/21/2022	7.875	378,480		(76)				486,000	07/27/2022
P2009021551		Chehalis	WA		06/29/2021	5.625	427,608		(5,420)				600,000	03/02/2021
P2009021783		Summerville	SC		07/15/2021	4.625	248,138		3,234				365,000	06/10/2021
P4220822707		Miami	FL		10/05/2022	6.875	514,595		(60)				630,000	09/12/2022
P4221024683		New Kensington	PA		12/14/2022	9.875	156,745		(5)				200,000	10/31/2022
P4220822357		Carson	CA		10/05/2022	6.990	642,264		(91)				895,000	08/25/2022
P4220317104		TACOMA	WA		05/04/2022	5.990	417,523		(320)				500,000	03/09/2022
P4191209707		Palmdale	CA		06/25/2020	4.375	211,771		112				450,000	02/04/2020
P2009025036		Washington	UT		11/30/2022	8.125	311,365		(21)				373,000	08/17/2022
P2009020247		CARROLLTON	TX		12/16/2020	6.625	426,051		(7,057)				487,000	10/16/2020
P4220821976		Charlotte	NC		11/02/2022	7.375	320,765		(18)				485,000	08/03/2022
P5220721550		Ocean	NJ		10/05/2022	7.250	486,409		(64)				1,300,000	08/03/2022
P2009023611		Rutherfordton	NC		05/04/2022	7.375	176,332		(152)				198,000	02/07/2022
P4220216404		Palm Harbor	FL		03/30/2022	5.125	891,079		(654)				961,000	03/01/2022
P4220418122		Deerfield Beach	FL		06/02/2022	6.125	406,721		(127)				470,000	04/25/2022
P2009024917		E Brunswick	NJ		10/19/2022	8.990	378,199		(43)				445,000	08/29/2022
P2009024864		Topeka	KS		10/19/2022	8.375	246,898		(10)				409,000	08/10/2022
P5220923004		Argyle	TX		11/30/2022	7.500	498,607		(16)				622,000	10/17/2022
P4220822644		Sacramento	CA		11/02/2022	6.990	185,895		(11)				260,000	08/22/2022
P2009024806		Elk Grove	CA		09/21/2022	6.875	600,469		3				753,000	07/15/2022
P2009023115		Philadelphia	PA		12/28/2021	5.375	189,578		(163)				266,000	10/18/2021
P4220923095		Friendswood	TX		11/02/2022	7.750	172,391		(6)				265,000	09/02/2022
P2009021914		Elmont	NY		07/30/2021	4.875	356,660		(509)				525,000	03/23/2021
P4220317247		Pembroke Pines	FL		06/02/2022	5.125	393,591		(59)				490,000	04/14/2022
P4220821624		Las Vegas	NV		09/21/2022	7.875	323,188		(65)				415,000	07/26/2022
P2009024834		Scottsdale	AZ		08/24/2022	6.750	2,489,512		(11)				3,715,000	07/06/2022
P2009023685		Philadelphia	PA		03/30/2022	4.000	87,894		(17)				163,000	09/08/2021
P2009020196		Huntersville	NC		12/30/2020	6.750	208,345		(253)				340,000	11/05/2020
P2009021581		Ocean City	WA		06/29/2021	5.750	998,353		(2,994)				2,000,000	02/26/2021
P2001017135		San Diego	CA		06/25/2020	5.125	685,372		250				1,300,000	12/11/2019
P5220821868		Carrollton	TX		11/30/2022	8.625	346,694		(19)				422,000	08/11/2022
P2009024644		Champaign	IL		08/24/2022	7.625	154,445		(31)				178,000	06/03/2022
P4220317650		Baton Rouge	LA		06/02/2022	6.125	185,229		(88)				240,000	04/08/2022
P2009023575		Henderson	NV		05/04/2022	5.125	154,831		(115)				276,000	01/18/2022

ANNUAL STATEMENT FOR THE YEAR 2022 OF THE AMERICAN EQUITY INVESTMENT LIFE INSURANCE COMPANY

SCHEDULE B - PART 1

Showing All Mortgage Loans OWNED December 31 of Current Year

1	2	Location		5	6	7	8	Change in Book Value/Recorded Investment					14	15
		3	4					9	10	11	12	13		
Loan Number	Code	City	State	Loan Type	Date Acquired	Rate of Interest	Book Value/Recorded Investment Excluding Accrued Interest	Unrealized Valuation Increase (Decrease)	Current Year's (Amortization)/ Accretion	Current Year's Other-Than-Temporary Impairment Recognized	Capitalized Deferred Interest and Other	Total Foreign Exchange Change in Book Value	Value of Land and Buildings	Date of Last Appraisal or Valuation
P4220821663		Kings Beach	CA.		10/05/2022	8.500	982,033		(171)				1,050,000	08/05/2022
P5220922828		Hollister	CA.		12/14/2022	7.375	341,705		(13)				510,000	08/10/2022
P2009024293		Banning	CA.		08/24/2022	6.990	341,462		(51)				395,000	04/29/2022
P5221024371		Cochranville	PA.		11/30/2022	7.875	365,462		(36)				760,000	10/13/2022
P2009020319		Dacono	CO.		12/30/2020	7.250	349,038		(243)				430,000	10/18/2020
P5220116116		San Jose	CA.		04/06/2022	4.250	573,759		(461)				988,000	02/12/2022
P2009022121		Bogota	NJ.		08/17/2021	5.625	339,733		(473)				510,000	04/21/2021
P4220721411		Clermont	FL.		10/19/2022	7.990	306,744		(45)				400,000	09/08/2022
P2009024694		Newberry	FL.		09/07/2022	6.875	609,118		27				800,000	07/08/2022
P5220317456		Playa Del Rey	CA.		05/18/2022	6.250	1,133,902		(145)				1,950,000	02/18/2022
P2009023709		Valdosta	GA.		03/30/2022	5.000	161,224		(10)				302,000	12/08/2021
P2009023517		Bayonne	NJ.		04/06/2022	6.250	420,274		(456)				530,000	12/15/2021
P5220822068		Homestead	FL.		11/02/2022	8.250	192,549		(25)				265,000	09/01/2022
P2009022030		Salem	OR.		08/17/2021	5.625	590,266		(816)				762,000	03/11/2021
P2009023108		Crestline	OH.		12/28/2021	4.500	176,815		(164)				260,000	11/04/2021
P2009024288		Irvine	CA.		09/07/2022	8.125	385,525		(103)				750,000	06/10/2022
P5220923601		Bixby	OK.		12/14/2022	6.999	1,083,208		(8)				1,400,000	06/27/2022
P5220620401		Riverside	CA.		08/10/2022	6.750	657,448		(164)				855,000	04/29/2022
P2009023122		Chicago	IL.		12/28/2021	5.250	407,223		(354)				550,000	11/24/2021
P2009020130		Flushing	NY.		12/18/2020	6.500	545,386		(513)				1,355,000	02/26/2020
P4221025158		Santa Rosa Beach	FL.		12/28/2022	8.375	2,521,677		(274)				3,100,000	10/28/2022
P2009020484		Laguna Hills	CA.		01/14/2021	4.750	611,525		(923)				880,000	12/14/2020
P5220619842		Monaca	PA.		09/21/2022	6.750	149,793		(2)				292,000	06/24/2022
P4220923420		North Berwick	ME.		11/16/2022	9.500	239,182		(8)				350,000	09/05/2022
P5220216822		Huntington Beach	CA.		04/20/2022	5.500	1,369,977		(151)				1,850,000	02/25/2022
P2009023307		Woodbridge	VA.		03/09/2022	5.990	303,034		(242)				345,000	12/13/2021
P5220619831		Tucson	AZ.		08/24/2022	7.250	769,640		(173)				2,149,000	05/22/2022
P4220317428		Atlanta	GA.		05/18/2022	6.375	1,269,401		(164)				1,530,000	04/13/2022
P4220519369		Miami	FL.		08/24/2022	6.375	1,131,479		147				1,650,000	06/06/2022
P2001017149		Salem	OR.		06/25/2020	7.750	134,948		54				166,000	12/18/2019
P5220115768		Denver	CO.		03/09/2022	5.125	283,979		(12,815)				550,000	01/11/2022
P2009020297		Lake Elsinore	CA.		12/30/2020	6.375	414,494		(147)				604,000	10/19/2020
P5220317276		SEASIDE	OR.		06/02/2022	5.875	1,144,918		(742)				1,300,000	03/18/2022
P2009023860		Miami	FL.		05/18/2022	4.875	181,318		(46)				240,000	02/18/2022
P2009020107		Miami	FL.		12/18/2020	5.672	327,146		(65)				545,000	01/09/2020
P5220923895		Newburgh	NY.		12/14/2022	7.500	215,376		367				300,000	08/24/2022
P4220317564		Tempe	AZ.		06/02/2022	5.990	367,019		(245)				483,000	04/08/2022
P4220821652		Anaheim	CA.		10/05/2022	7.375	1,252,512		(250)				1,420,000	08/08/2022
P2009020533		BRADENTON	FL.		02/02/2021	6.625	226,089		(132)				303,000	12/15/2020
P2009024541		Los Angeles	CA.		08/10/2022	6.500	201,247		(17)				800,000	06/10/2022
P2009023097		McLean	VA.		12/28/2021	4.875	106,408		(97)				331,000	10/18/2021
P4221024861		Monticello	GA.		12/14/2022	9.375	307,161		(8)				425,000	10/26/2022
P2009020627		Vallejo	CA.		03/26/2021	4.125	208,867		(65)				440,000	01/11/2021
P2009023911		Shingle Springs	CA.		05/04/2022	5.750	1,971,475		(269)				2,550,000	03/07/2022
P2009023092		Monsey	NY.		12/28/2021	4.625	322,233		(296)				625,000	11/02/2021
P2009023944		Salt Lake Cty	UT.		05/18/2022	6.875	390,111		(317)				434,000	03/21/2022
P4220216793		Zephyrhills	FL.		04/20/2022	5.375	156,988		(116)				210,000	03/09/2022
P2009021549		Rocky Point	NY.		06/29/2021	5.750	288,463		(3,875)				405,000	12/18/2020
P2009020173		Woodbridge	VA.		12/16/2020	7.750	232,376		(155)				425,000	10/23/2020
P2009020320		Fate	TX.		01/14/2021	7.990	341,796		(222)				420,000	11/11/2020
P2009020210		Cranbury	NJ.		12/30/2020	4.500	564,113		(281)				815,000	10/30/2020
P2009023974		Egg Hbr Twp	NJ.		07/13/2022	6.990	181,044		(76)				205,000	04/02/2022

ANNUAL STATEMENT FOR THE YEAR 2022 OF THE AMERICAN EQUITY INVESTMENT LIFE INSURANCE COMPANY

SCHEDULE B - PART 1

Showing All Mortgage Loans OWNED December 31 of Current Year

1	2	Location		5	6	7	8	Change in Book Value/Recorded Investment					14	15
		3	4					9	10	11	12	13		
Loan Number	Code	City	State	Loan Type	Date Acquired	Rate of Interest	Book Value/Recorded Investment Excluding Accrued Interest	Unrealized Valuation Increase (Decrease)	Current Year's (Amortization)/ Accretion	Current Year's Other-Than-Temporary Impairment Recognized	Capitalized Deferred Interest and Other	Total Foreign Exchange Change in Book Value	Value of Land and Buildings	Date of Last Appraisal or Valuation
P2009023086		Miami	FL		12/28/2021	4.875	214,951		(193)				750,000	10/20/2021
P4220115776		Tavares	FL		03/30/2022	5.875	174,241		(169)				256,000	12/07/2020
P2009022097		Palm Coast	FL		08/17/2021	6.000	152,887		(209)				228,000	04/15/2021
P2009023697		Desoto	TX		03/30/2022	5.000	125,232		(8)				258,000	01/03/2022
P4220115899		Downey	CA		03/30/2022	5.625	380,338		(338)				526,000	01/26/2022
P5220923314		Wesley Chapel	FL		12/14/2022	9.500	821,977		(27)				930,000	08/08/2022
P2009020403		Estacada	OR		01/29/2021	6.000	673,867		(841)				960,000	08/06/2020
P2009020419		Sacramento	CA		01/29/2021	5.750	218,730		(3,019)				320,000	08/26/2020
P2009021475		Canton	MA		05/28/2021	5.625	342,396		(490)				660,000	01/28/2021
P4220721185		Colorado Springs	CO		10/05/2022	7.990	373,456		(67)				450,000	05/23/2022
P2009021560		Miami Beach	FL		06/29/2021	5.625	310,953		(437)				630,000	12/23/2020
P4220316954		Los Banos	CA		04/20/2022	5.990	468,052		(83)				600,000	03/11/2022
P5220923422		Gwynn Oak	MD		12/14/2022	9.500	245,689		(8)				315,000	09/13/2022
P1912016573		Rio Rancho	NM		06/25/2020	5.375	152,886		75				222,500	12/16/2019
P5220317016		Hallandale Beach	FL		05/18/2022	5.375	537,114		(330)				649,000	03/03/2022
P5210612865		Naples	FL		05/04/2022	4.990	500,517		(168)				778,000	11/04/2021
P2009025029		Folsom	CA		10/19/2022	8.990	654,758		(83)				900,000	08/26/2022
P4220822631		Warr Acres	OK		10/19/2022	7.250	263,908		(28)				323,000	09/05/2022
P2009020293		Macomb	MI		12/30/2020	6.125	318,551		(398)				387,000	10/26/2020
P2009025007		Lehigh Acres	FL		11/16/2022	8.990	327,049		(26)				350,000	09/09/2022
P2009023539		Laurel	MD		05/04/2022	6.990	352,833		(274)				420,000	01/19/2022
P2009020327		BELFORD	NJ		02/02/2021	5.125	413,719		(150)				925,000	10/01/2020
P5220317177		PALMETTO BAY	FL		05/04/2022	5.875	479,221		(367)				950,000	03/01/2022
P2009021898		Orange	CA		07/30/2021	5.750	1,683,480		(2,237)				2,480,000	01/08/2021
P2009024653		San Joaquin	CA		08/10/2022	7.750	234,673		(35)				289,000	06/03/2022
P8210800021		Inman	SC		09/03/2021	4.625	177,462		2,222				264,000	07/28/2021
P2009023295		Chicago	IL		03/09/2022	6.750	238,719		(237)				360,000	12/09/2021
P2009023849		Woodruff	SC		05/04/2022	6.625	202,217		(186)				257,000	02/21/2022
P2009022071		Fort Lee	NJ		08/17/2021	5.500	588,994		(816)				945,000	03/22/2021
P5220317533		ORLANDO	FL		06/15/2022	7.750	351,028		(226)				415,000	04/11/2022
P2009024289		Vineland	NJ		07/13/2022	6.990	188,568		(79)				272,000	04/23/2022
P2009023423		VANCOUVER	WA		03/09/2022	6.875	374,324		(305)				450,000	01/06/2022
P2009023352		Manassas	VA		03/09/2022	4.625	348,129		(200)				490,000	01/08/2022
P2009024595		Scottsdale	AZ		10/19/2022	6.875	606,722		30				945,000	06/16/2022
P5220619610		Whiting	NJ		09/21/2022	8.990	190,726		(39)				217,500	07/07/2022
P2009023676		Miami	FL		03/30/2022	4.875	265,590		(48)				570,000	11/11/2021
P2009025191		North Chesterfield	VA		11/30/2022	10.750	200,630		(10)				250,000	10/03/2022
P5220822409		FONTANA	CA		11/02/2022	8.750	519,991		(9)				835,000	08/15/2022
P2009023358		Midlothian	VA		03/09/2022	5.990	224,293		(252)				285,000	11/08/2021
P2009023049		Williston Park	NY		12/28/2021	5.000	785,955		(5,754)				967,000	09/15/2021
P5220822384		Pagosa Springs	CO		10/19/2022	7.250	291,395		(27)				418,000	08/02/2022
P2009021782		Lexington	SC		07/15/2021	4.625	179,733		2,342				255,000	06/02/2021
P5220821843		Weslaco	TX		09/21/2022	7.625	310,735		(62)				430,000	06/16/2022
P2009023283		Hyattsville	MD		03/09/2022	6.625	311,383		(300)				375,000	12/09/2021
P4220721256		Davie	FL		11/02/2022	8.750	1,234,403		(91)				1,500,000	07/15/2022
P2009022102		Island Park	NY		08/17/2021	5.000	454,501		(615)				610,000	04/13/2021
P2009024565		Lilburn	GA		08/24/2022	8.250	253,416		(63)				334,000	05/18/2022
P2009024529		Port Wentwrth	GA		07/27/2022	7.990	304,881		(104)				345,000	05/20/2022
P2009024514		Baltimore	MD		07/27/2022	8.250	274,557		(91)				310,000	04/15/2022
P2009024478		Merced	CA		08/10/2022	6.875	257,342		(70)				370,000	05/20/2022
P5221024248		Torrington	CT		12/28/2022	9.250	115,790						151,000	10/11/2022
P5220822167		Homer Glen	IL		11/02/2022	8.625	506,287		(69)				540,000	08/22/2022

ANNUAL STATEMENT FOR THE YEAR 2022 OF THE AMERICAN EQUITY INVESTMENT LIFE INSURANCE COMPANY

SCHEDULE B - PART 1

Showing All Mortgage Loans OWNED December 31 of Current Year

1	2	Location		5	6	7	8	Change in Book Value/Recorded Investment					14	15
		3	4					9	10	11	12	13		
Loan Number	Code	City	State	Loan Type	Date Acquired	Rate of Interest	Book Value/Recorded Investment Excluding Accrued Interest	Unrealized Valuation Increase (Decrease)	Current Year's (Amortization)/ Accretion	Current Year's Other-Than-Temporary Impairment Recognized	Capitalized Deferred Interest and Other	Total Foreign Exchange Change in Book Value	Value of Land and Buildings	Date of Last Appraisal or Valuation
P4220922839		Baton Rouge	LA		10/19/2022	7.990	242,824		(35)				295,000	09/12/2022
P5220923704		Fort Thomas	KY		11/02/2022	7.990	165,849		(25)				265,000	09/01/2022
P5220923261		Gulf Shores	AL		12/14/2022	7.250	550,155		(24)				925,000	06/15/2022
P2009024579		Grey Eagle	MN		08/24/2022	7.750	155,871		(39)				195,000	06/03/2022
P2009023388		Cicero	IL		04/06/2022	7.375	190,099		(193)				199,000	12/07/2021
P2009023457		Orange	CA		05/04/2022	5.125	1,126,995		(474)				1,350,000	01/31/2022
P2009023776		Saint Stephen	SC		04/06/2022	4.990	212,435		49				315,000	02/16/2022
P2009021881		Medford	NY		07/30/2021	5.500	256,897		(2,612)				364,000	01/08/2021
P2009023818		Damascus	OR		04/20/2022	7.875	423,558		(348)				606,000	02/09/2022
P2009023765		Las Vegas	NV		05/04/2022	4.500	1,238,606		(453)				2,365,000	12/03/2021
P2009023712		Lake Arrowhead	CA		03/30/2022	3.500	634,310		5,080				890,000	12/09/2021
P5220923619		Queen Creek	AZ		11/16/2022	6.875	722,132		(18)				1,730,000	09/07/2022
P2009023861		Manteca	CA		06/02/2022	6.125	641,492		(470)				765,000	03/07/2022
P2009020065		Brooklyn	NY		12/18/2020	6.375	416,969		(407)				750,000	08/20/2019
P2009020483		Berwyn	IL		02/09/2021	6.500	224,727		(135)				280,000	12/15/2020
P5220922938		Splendora	TX		11/16/2022	7.990	543,342		(58)				656,000	08/31/2022
P2009021396		Valley Stream	NY		05/28/2021	4.875	175,343		(269)				575,000	12/03/2020
P5220721390		Anna	TX		09/21/2022	8.625	606,217		(112)				898,000	06/20/2022
P5220822403		Spotsylvania	VA		10/05/2022	8.990	288,233		(47)				382,000	08/04/2022
P2009022087		Sunrise	FL		08/17/2021	5.500	116,205		(161)				160,000	04/27/2021
P5220822200		Angleton	TX		10/19/2022	8.500	506,931		(69)				790,000	06/29/2022
P4220317116		N Topsail Beach	NC		05/04/2022	7.250	118,325		(23)				163,000	04/02/2022
P5220721305		Fort Worth	TX		09/07/2022	7.625	217,019		(21)				330,000	06/30/2022
P5220518815		Oklahoma City	OK		07/27/2022	7.750	220,945		(106)				300,000	04/12/2022
P2009025030		Pinole	CA		11/16/2022	8.875	427,366		(33)				550,000	09/07/2022
P2009023957		Bakersfield	CA		05/18/2022	6.750	279,772		(132)				318,500	02/16/2022
P2009023259		Silver Spring	MD		03/09/2022	6.625	376,496		(349)				410,000	12/02/2021
P5211115208		Palm Springs	CA		03/09/2022	3.375	205,164		34				285,000	05/12/2021
P2009024932		San Antonio	TX		10/19/2022	8.990	277,651		(35)				300,000	08/10/2022
P2009023887		Largo	FL		05/18/2022	6.250	1,068,164		(1,095)				1,340,000	03/16/2022
P5221024678		Winthrop	MA		12/28/2022	10.125	334,253		(3)				685,000	10/20/2022
P2009024477		Toms River	NJ		07/27/2022	8.250	386,077		(174)				490,000	03/29/2022
P2009021398		Downey	CA		05/28/2021	5.750	563,771		(802)				725,000	01/08/2021
P5220923430		Miami	FL		11/16/2022	6.875	611,249		(533)				860,000	09/23/2022
P2009020342		DESERT HOT SPRINGS	CA		12/30/2020	6.375	293,746		(259)				395,000	11/03/2020
P4220418134		Davenport	FL		08/10/2022	8.990	230,389		(15)				392,000	06/09/2022
P2009023981		Monroe	NC		06/02/2022	7.125	372,488		(276)				415,000	03/01/2022
P2009020241		ESCONDIDO	CA		12/16/2020	5.625	205,180		(265)				450,000	09/16/2020
P2009024975		Tampa	FL		11/16/2022	6.875	419,182		(8)				700,000	08/31/2022
P5220821621		Liberty	UT		10/19/2022	6.875	232,314		18				590,000	07/14/2022
P4220216257		Taverneir	FL		03/30/2022	4.250	1,344,415		(159)				1,800,000	02/15/2022
P5220317394		GLENDALE	CA		05/04/2022	5.500	931,599		(648)				1,500,000	02/28/2022
P5220519112		Newburgh	NY		07/27/2022	6.625	225,136		(85)				435,000	05/16/2022
P2009023707		Tampa	FL		03/30/2022	5.000	117,051		(8)				250,000	01/12/2022
P2009024510		San Jose	CA		08/10/2022	7.375	660,186		(180)				800,000	05/24/2022
P2009024399		Miami	FL		07/27/2022	7.875	361,784		7				679,000	05/13/2022
P2009020521		GERMANTOWN	TN		02/09/2021	6.625	754,018		(477)				925,000	12/10/2020
P2009024721		Memphis	TN		08/24/2022	9.990	360,829		(52)				390,000	06/08/2022
P2009025006		Hollywood	FL		11/16/2022	7.250	282,753		(21)				393,000	09/15/2022
P2009023796		Kissimmee	FL		05/04/2022	5.125	248,131		(188)				400,000	02/24/2022
P2009023684		Woodstock	GA		03/30/2022	4.000	178,447		(15)				255,000	09/24/2021
P4220115702		San Diego	CA		03/09/2022	3.500	180,542		31				335,000	10/28/2021

ANNUAL STATEMENT FOR THE YEAR 2022 OF THE AMERICAN EQUITY INVESTMENT LIFE INSURANCE COMPANY

SCHEDULE B - PART 1

Showing All Mortgage Loans OWNED December 31 of Current Year

1	2	Location		5	6	7	8	Change in Book Value/Recorded Investment					14	15
		3	4					9	10	11	12	13		
Loan Number	Code	City	State	Loan Type	Date Acquired	Rate of Interest	Book Value/Recorded Investment Excluding Accrued Interest	Unrealized Valuation Increase (Decrease)	Current Year's (Amortization)/ Accretion	Current Year's Other-Than-Temporary Impairment Recognized	Capitalized Deferred Interest and Other	Total Foreign Exchange Change in Book Value	Value of Land and Buildings	Date of Last Appraisal or Valuation
P5220216719	ENGLEWOOD	OH.....	05/04/2022	7.250	224,861	(193)	253,000	03/04/2022
P20090201120	Boston	MA.....	12/18/2020	6.275	1,563,895	(1,995)	3,600,000	02/17/2020
P5220519082	Monterey Park	CA.....	07/13/2022	6.625	1,142,215	(69)	1,310,000	05/26/2022
P2009023888	Denison	TX.....	06/02/2022	5.625	156,091	(113)	275,000	01/25/2022
P2009020310	Sacramento	CA.....	12/30/2020	5.375	263,842	(351)	410,000	11/09/2020
P2009025069	Bear	DE.....	11/16/2022	8.875	438,612	(42)	565,000	09/16/2022
P5220923832	Nashville	TN.....	11/02/2022	9.625	553,589	(39)	600,000	07/27/2022
P5220822657	Glendale	AZ.....	10/19/2022	8.990	502,077	(64)	585,000	07/26/2022
P2009020239	Marina Del Rey	CA.....	12/30/2020	5.125	1,752,851	(6,189)	2,300,000	09/10/2020
R2004958585	Hendersonville	TN.....	10/12/2022	4.200	442,700	497,415	09/30/2022
R2004956203	McDonough	GA.....	07/22/2021	3.000	266,861	296,513	06/23/2021
R2004958702	Cedar Hill	TX.....	11/09/2022	3.880	302,475	339,859	10/26/2022
R2004955535	Fort Worth	TX.....	07/22/2021	3.000	262,752	291,947	06/15/2021
R2004957999	Fresno	TX.....	08/03/2022	3.920	270,661	304,114	06/23/2022
R2004956222	McDonough	GA.....	07/22/2021	3.000	223,560	248,401	06/23/2021
R2004956284	oxford	GA.....	07/22/2021	3.000	193,364	214,849	06/23/2021
R2004956952	Canal Winchester	OH.....	03/16/2022	4.040	273,959	307,818	03/04/2022
R2004956205	McDonough	GA.....	07/22/2021	3.000	274,519	305,022	06/23/2021
R2004955752	La Vergne	TN.....	07/22/2021	3.000	345,409	383,788	06/23/2021
R2004955773	Murfreesboro	TN.....	07/22/2021	3.000	353,350	392,612	06/23/2021
R2004958465	Orange Park	FL.....	10/12/2022	4.300	285,974	321,320	09/27/2022
R2004956607	Jacksonville	FL.....	11/02/2021	3.000	102,867	117,307	10/26/2021
R2004956818	San Tan Valley	AZ.....	02/16/2022	3.710	393,567	442,210	02/08/2022
R2004958688	Denton	TX.....	11/09/2022	3.880	331,866	372,883	10/12/2022
R2004957113	Mount Dora	FL.....	03/30/2022	3.910	340,324	382,387	03/17/2022
R2004958541	Jonesboro	GA.....	10/12/2022	4.300	221,607	248,997	09/29/2022
R2004958313	Cordova	TN.....	09/14/2022	4.660	324,399	364,493	08/22/2022
R2004956201	Marietta	GA.....	07/22/2021	3.000	286,810	318,678	06/23/2021
R2004956614	Jacksonville	FL.....	11/02/2021	3.000	197,630	223,270	10/26/2021
R2004955942	Porterdale	GA.....	07/22/2021	3.000	227,385	252,650	06/23/2021
R2004955553	Waxahachie	TX.....	07/22/2021	3.000	301,829	335,366	06/15/2021
R2004956191	Mableton	GA.....	07/22/2021	3.000	203,259	225,844	06/23/2021
R2004958673	Kissimmee	FL.....	10/26/2022	3.910	373,365	419,511	10/03/2022
R2004955543	Fort Worth	TX.....	07/22/2021	3.000	240,496	267,218	06/15/2021
R2004957547	Midlothian	TX.....	04/27/2022	3.880	279,603	314,161	04/07/2022
R2004956252	McDonough	GA.....	07/22/2021	3.000	289,455	321,617	06/23/2021
R2004955712	Hendersonville	TN.....	07/22/2021	3.000	345,877	384,308	06/23/2021
R2004956479	Jacksonville	FL.....	11/02/2021	3.000	114,240	130,027	10/26/2021
R2004956623	Jacksonville	FL.....	11/02/2021	3.000	117,861	134,073	10/26/2021
R2004955935	Covington	GA.....	07/22/2021	3.000	219,173	243,526	06/23/2021
R2004958532	Dallas	TX.....	10/12/2022	4.300	430,871	484,125	09/29/2022
R2004956075	Lithonia	GA.....	07/22/2021	3.000	246,895	274,328	06/23/2021
R2004956601	Jacksonville	FL.....	11/02/2021	3.000	228,238	257,495	10/26/2021
R2004955874	Acworth	GA.....	07/22/2021	3.000	425,564	472,850	06/23/2021
R2004958651	Clermont	FL.....	03/02/2022	3.910	352,994	396,623	02/17/2022
R2004956080	Lithonia	GA.....	07/22/2021	3.000	241,480	268,312	06/23/2021
R2004955501	Arlington	TX.....	07/22/2021	3.000	298,820	332,023	06/15/2021
R2004958568	Bethlehem	GA.....	10/12/2022	4.200	289,215	324,961	09/30/2022
R2004958735	Wesley Chapel	FL.....	12/07/2022	4.200	411,142	461,957	11/17/2022
R2004956008	Hampton	GA.....	07/22/2021	3.000	236,313	262,570	06/23/2021
R2004956561	Jacksonville	FL.....	11/02/2021	3.000	164,158	185,842	10/26/2021
R2004956677	Indianapolis	IN.....	12/23/2021	3.830	208,707	234,502	12/06/2021

ANNUAL STATEMENT FOR THE YEAR 2022 OF THE AMERICAN EQUITY INVESTMENT LIFE INSURANCE COMPANY

SCHEDULE B - PART 1

Showing All Mortgage Loans OWNED December 31 of Current Year

1	2	Location		5	6	7	8	Change in Book Value/Recorded Investment					14	15
		3	4					9	10	11	12	13		
Loan Number	Code	City	State	Loan Type	Date Acquired	Rate of Interest	Book Value/Recorded Investment Excluding Accrued Interest	Unrealized Valuation Increase (Decrease)	Current Year's (Amortization)/ Accretion	Current Year's Other-Than-Temporary Impairment Recognized	Capitalized Deferred Interest and Other	Total Foreign Exchange Change in Book Value	Value of Land and Buildings	Date of Last Appraisal or Valuation
R2004956009		Hampton	GA		07/22/2021	3.000	235,847						262,053	06/23/2021
R2004956110		Locust Grove	GA		07/22/2021	3.000	267,593						297,326	06/23/2021
R2004956439		Jacksonville	FL		11/02/2021	3.000	178,945						202,380	10/26/2021
R2004955766		Madison	TN		07/22/2021	3.000	335,737						373,042	06/23/2021
R2004956752		Gibsonton	FL		01/19/2022	3.940	328,721						369,349	01/07/2022
R2004958195		Tampa	FL		08/17/2022	3.940	358,854						403,207	08/01/2022
R2004956673		Monroe	NC		12/23/2021	4.120	302,762						340,182	12/08/2021
R2004958691		Blacklick	OH		11/09/2022	4.040	308,931						347,113	10/17/2022
R2004955547		Mesquite	TX		07/22/2021	3.000	211,941						235,490	06/15/2021
R2004955659		Dallas	TX		07/22/2021	3.000	228,350						253,723	06/15/2021
R2004958498		Willow Park	TX		10/12/2022	4.300	345,641						388,361	09/27/2022
R2004958591		Spring	TX		10/12/2022	4.200	337,118						378,784	09/30/2022
R2004956277		McDonough	GA		07/22/2021	3.000	232,861						258,735	06/23/2021
R2004955738		La Vergne	TN		07/22/2021	3.000	285,593						317,326	06/23/2021
R2004957122		Pataskala	OH		03/30/2022	4.040	291,041						327,012	03/17/2022
R2004958626		Anna	TX		10/12/2022	4.200	374,677						420,986	09/30/2022
R2004955988		Douglasville	GA		07/22/2021	3.000	233,308						259,232	06/23/2021
R2004958741		Casselberry	FL		12/07/2022	4.200	392,417						440,918	11/17/2022
R2004958338		Acworth	GA		09/28/2022	4.150	328,257						368,828	08/31/2022
R2004956165		Locust Grove	GA		07/22/2021	3.000	277,488						308,321	06/23/2021
R2004958087		Phoenix	AZ		08/03/2022	3.710	407,323						457,666	07/08/2022
R2004956498		Jacksonville	FL		11/02/2021	3.000	199,079						224,893	10/26/2021
R2004956754		Cedar Hill	TX		01/19/2022	3.880	341,133						383,296	01/07/2022
R2004956653		Douglasville	GA		12/08/2021	4.150	233,641						262,518	11/29/2021
R2004955924		Conyers	GA		07/22/2021	3.000	252,468						280,521	06/23/2021
R2004955650		Fort Worth	TX		07/22/2021	3.000	211,360						234,845	06/15/2021
R2004957688		Arlington	TX		05/11/2022	3.880	316,200						355,281	04/28/2022
R2004956375		Union City	GA		07/22/2021	3.000	229,639						255,155	06/23/2021
R2004956223		McDonough	GA		07/22/2021	3.000	220,354						244,838	06/23/2021
R2004956451		Jacksonville	FL		11/02/2021	3.000	157,805						178,742	10/26/2021
R2004955498		Arlington	TX		07/22/2021	3.000	293,283						325,870	06/15/2021
R2004955695		Gallatin	TN		07/22/2021	3.000	232,260						258,067	06/23/2021
R2004958597		El Mirage	AZ		10/12/2022	4.200	304,281						341,888	09/30/2022
R2004956044		Jonesboro	GA		07/22/2021	3.000	227,349						252,610	06/23/2021
R2004956423		Jacksonville	FL		11/02/2021	3.000	149,217						169,139	10/26/2021
R2004956198		Marietta	GA		07/22/2021	3.000	272,236						302,485	06/23/2021
R2004957516		Tucson	AZ		04/13/2022	3.710	310,201						348,541	04/05/2022
R2004956582		Jacksonville	FL		11/02/2021	3.000	172,055						194,673	10/26/2021
R2004956488		Jacksonville	FL		11/02/2021	3.000	187,262						211,680	10/26/2021
R2004956452		Jacksonville	FL		11/02/2021	3.000	306,387						345,961	10/26/2021
R2004957339		Mesa	AZ		04/13/2022	3.710	444,912						499,901	03/28/2022
R2004958076		Kissimmee	FL		08/03/2022	3.910	314,938						353,863	07/13/2022
R2004956438		Jacksonville	FL		11/02/2021	3.000	116,961						133,070	10/26/2021
R2004955517		Grand Prairie	TX		07/22/2021	3.000	278,939						309,933	06/15/2021
R2004958578		Phoenix	AZ		10/12/2022	4.200	355,376						399,298	09/30/2022
R2004955843		Smyrna	TN		07/22/2021	3.000	364,702						405,225	06/23/2021
R2004956447		Jacksonville	FL		11/02/2021	3.000	170,536						192,977	10/26/2021
R2004957612		Glendale	AZ		04/27/2022	3.710	476,026						534,861	04/12/2022
R2004955859		Spring Hill	TN		07/22/2021	3.000	381,725						424,140	06/23/2021
R2004956478		Jacksonville	FL		11/02/2021	3.000	126,334						143,551	10/26/2021
R2004955679		Antioch	TN		07/22/2021	3.000	323,901						359,891	06/23/2021
R2004956589		Jacksonville	FL		11/02/2021	3.000	77,995						89,495	10/26/2021

ANNUAL STATEMENT FOR THE YEAR 2022 OF THE AMERICAN EQUITY INVESTMENT LIFE INSURANCE COMPANY

SCHEDULE B - PART 1

Showing All Mortgage Loans OWNED December 31 of Current Year

1	2	Location		5	6	7	8	Change in Book Value/Recorded Investment					14	15
		3	4					9	10	11	12	13		
Loan Number	Code	City	State	Loan Type	Date Acquired	Rate of Interest	Book Value/Recorded Investment Excluding Accrued Interest	Unrealized Valuation Increase (Decrease)	Current Year's (Amortization)/ Accretion	Current Year's Other-Than-Temporary Impairment Recognized	Capitalized Deferred Interest and Other	Total Foreign Exchange Change in Book Value	Value of Land and Buildings	Date of Last Appraisal or Valuation
R2004958590		Montgomery	TX.		10/12/2022	4.200	282,125						316,994	09/30/2022
R2004958615		Roanoke	TX.		10/12/2022	4.200	432,199						485,616	09/30/2022
R2004956062		Lawrenceville	GA.		07/22/2021	3.000	335,754						373,060	06/23/2021
R2004957776		Villa Rica	GA.		06/08/2022	4.150	280,040						314,652	05/13/2022
R2004956369		Stone Mountain	GA.		07/22/2021	3.000	202,003						224,448	06/23/2021
R2004956703		Stafford	TX.		01/05/2022	3.920	289,982						325,822	12/17/2021
R2004957459		Cordova	TN.		04/13/2022	4.660	244,277						274,468	04/04/2022
R2004956810		Ellenwood	GA.		02/16/2022	4.150	322,071						361,878	02/04/2022
R2004956401		Jacksonville	FL.		11/02/2021	3.000	126,309						143,523	10/26/2021
R2004955884		Atlanta	GA.		07/22/2021	3.000	244,759						271,955	06/23/2021
R2004957748		Powder Springs	GA.		05/25/2022	4.150	283,422						318,452	05/09/2022
R2004955739		La Vergne	TN.		07/22/2021	3.000	263,673						292,971	06/23/2021
R2004955895		Austell	GA.		07/22/2021	3.000	249,664						277,405	06/23/2021
R2004955687		Antioch	TN.		07/22/2021	3.000	357,872						397,636	06/23/2021
R2004956934		Memphis	TN.		03/16/2022	4.660	267,163						300,183	03/02/2022
R2004957953		Oakland	TN.		07/07/2022	4.660	317,018						356,200	06/14/2022
R2004956042		Jonesboro	GA.		07/22/2021	3.000	229,706						255,229	06/23/2021
R2004956638		Halton City	TX.		12/08/2021	3.880	286,088						321,447	11/08/2021
R2004958708		Orlando	FL.		11/09/2022	4.300	422,804						475,061	10/27/2022
R2004957935		Kissimmee	FL.		07/07/2022	3.910	321,182						360,879	06/10/2022
R2004958661		Jacksonville	FL.		10/12/2022	4.200	304,072						341,653	09/30/2022
R2004956460		Jacksonville	FL.		11/02/2021	3.000	110,528						125,876	10/26/2021
R2004956675		Cypress	TX.		12/23/2021	3.920	266,629						299,583	12/06/2021
R2004958572		Indianapolis	IN.		10/12/2022	4.200	278,531						312,956	09/30/2022
R2004956510		Jacksonville	FL.		11/02/2021	3.000	147,127						166,801	10/26/2021
R2004957704		San Antonio	TX.		05/25/2022	3.750	309,156						347,366	04/29/2022
R2004957361		Olive Branch	MS.		04/13/2022	4.660	205,111						230,462	03/29/2022
R2004955470		Waxahachie	TX.		07/22/2021	3.000	260,330						289,256	06/15/2021
R2004956965		Mesa	AZ.		03/16/2022	3.710	450,230						505,876	03/07/2022
R2004955604		Arlington	TX.		07/22/2021	3.000	272,338						302,598	06/15/2021
R2004955496		Grand Prairie	TX.		07/22/2021	3.000	208,464						231,627	06/15/2021
R2004955711		Hendersonville	TN.		07/22/2021	3.000	319,001						354,446	06/23/2021
R2004956769		Justin	TX.		02/02/2022	3.880	347,584						390,544	01/20/2022
R2004956737		Tomball	TX.		01/19/2022	3.920	247,644						278,252	12/30/2021
R2004957051		Conroe	TX.		03/30/2022	3.920	256,095						287,747	03/11/2022
R2004956587		Jacksonville	FL.		11/02/2021	3.000	155,183						175,806	10/26/2021
R2004957739		Charlotte	NC.		05/25/2022	4.120	349,503						392,700	05/05/2022
R2004957091		Mt Holly	NC.		03/30/2022	4.120	344,037						386,558	03/15/2022
R2004957541		Conroe	TX.		04/27/2022	3.920	277,278						311,548	04/08/2022
R2004956505		Jacksonville	FL.		11/02/2021	3.000	115,159						131,055	10/26/2021
R2004958464		Conroe	TX.		10/12/2022	4.300	297,958						334,784	09/27/2022
R2004958566		Covington	GA.		10/12/2022	4.200	247,418						277,998	09/30/2022
R2004955970		Covington	GA.		07/22/2021	3.000	217,415						241,573	06/23/2021
R2004957933		Tucson	AZ.		07/07/2022	3.710	332,260						373,326	06/10/2022
R2004956053		Lawrenceville	GA.		07/22/2021	3.000	285,104						316,783	06/23/2021
R2004955771		Mount Juliet	TN.		07/22/2021	3.000	351,515						390,573	06/23/2021
R2004955954		Covington	GA.		07/22/2021	3.000	179,354						199,283	06/23/2021
R2004956158		Locust Grove	GA.		07/22/2021	3.000	280,858						312,065	06/23/2021
R2004956571		Jacksonville	FL.		11/02/2021	3.000	159,646						180,797	10/26/2021
R2004956516		Jacksonville	FL.		11/02/2021	3.000	144,736						164,128	10/26/2021
R2004955619		Fort Worth	TX.		07/22/2021	3.000	228,057						253,397	06/15/2021
R2004956365		Stone Mountain	GA.		07/22/2021	3.000	222,371						247,079	06/23/2021

ANNUAL STATEMENT FOR THE YEAR 2022 OF THE AMERICAN EQUITY INVESTMENT LIFE INSURANCE COMPANY

SCHEDULE B - PART 1

Showing All Mortgage Loans OWNED December 31 of Current Year

1	2	Location		5	6	7	8	Change in Book Value/Recorded Investment					14	15
		3	4					9	10	11	12	13		
Loan Number	Code	City	State	Loan Type	Date Acquired	Rate of Interest	Book Value/Recorded Investment Excluding Accrued Interest	Unrealized Valuation Increase (Decrease)	Current Year's (Amortization)/ Accretion	Current Year's Other-Than-Temporary Impairment Recognized	Capitalized Deferred Interest and Other	Total Foreign Exchange Change in Book Value	Value of Land and Buildings	Date of Last Appraisal or Valuation
R2004956418		Jacksonville	FL		11/02/2021	3.000	181,933						205,721	10/26/2021
R2004956389		Denton	TX		11/02/2021	3.880	343,760						386,247	10/08/2021
R2004956209		McDonough	GA		07/22/2021	3.000	223,137						247,930	06/23/2021
R2004958010		Clayton	NC		08/03/2022	4.090	397,869						447,044	06/27/2022
R2004955875		Alpharetta	GA		07/22/2021	3.000	332,035						368,928	06/23/2021
R2004956321		Snellville	GA		07/22/2021	3.000	233,021						258,913	06/23/2021
R2004958455		Irving	TX		10/12/2022	4.300	312,068						350,638	09/27/2022
R2004956875		Conroe	TX		03/02/2022	3.920	255,142						286,676	02/18/2022
R2004955746		La Vergne	TN		07/22/2021	3.000	301,705						335,228	06/23/2021
R2004955837		Old Hickory	TN		07/22/2021	3.000	312,121						346,802	06/23/2021
R2004956556		Jacksonville	FL		11/02/2021	3.000	131,879						149,748	10/26/2021
R2004958085		Gilbert	AZ		08/03/2022	3.710	499,042						560,721	07/11/2022
R2004957478		Converse	TX		04/13/2022	3.750	327,048						367,470	04/04/2022
R2004956051		Lawrenceville	GA		07/22/2021	3.000	257,876						286,529	06/23/2021
R2004955814		Nashville	TN		07/22/2021	3.000	336,339						373,711	06/23/2021
R2004958542		Mesa	AZ		10/12/2022	4.300	357,788						402,009	09/29/2022
R2004958687		Memphis	TN		11/09/2022	4.660	270,819						304,291	10/12/2022
R2004957918		Humble	TX		07/07/2022	3.920	247,863						278,498	06/06/2022
R2004956254		McDonough	GA		07/22/2021	3.000	287,575						319,528	06/23/2021
R2004958656		Jacksonville	FL		10/12/2022	4.200	236,618						265,863	09/30/2022
R2004955849		Smyrna	TN		07/22/2021	3.000	315,313						350,348	06/23/2021
R2004956058		Lawrenceville	GA		07/22/2021	3.000	330,058						366,732	06/23/2021
R2004958718		Orlando	FL		11/09/2022	4.300	372,137						418,131	10/27/2022
R2004956043		Jonesboro	GA		07/22/2021	3.000	220,548						245,054	06/23/2021
R2004956217		McDonough	GA		07/22/2021	3.000	222,281						246,979	06/23/2021
R2004955489		Rockwall	TX		07/22/2021	3.000	259,882						288,758	06/15/2021
R2004957069		Brooksville	FL		03/30/2022	3.940	355,912						399,901	03/14/2022
R2004956915		Concord	NC		03/16/2022	4.120	317,732						357,002	02/28/2022
R2004957817		Riverview	FL		06/08/2022	3.940	371,130						417,000	05/19/2022
R2004957259		Royse City	TX		04/13/2022	3.880	365,653						410,846	03/23/2022
R2004955952		Covington	GA		07/22/2021	3.000	179,235						199,150	06/23/2021
R2004958695		Apollo Beach	FL		11/09/2022	4.300	297,079						333,797	10/27/2022
R2004956347		Stockbridge	GA		07/22/2021	3.000	264,915						294,351	06/23/2021
R2004957954		Centennial	CO		07/07/2022	3.750	525,125						590,028	06/15/2022
R2004956941		Gilbert	AZ		03/16/2022	3.710	455,369						511,650	03/03/2022
R2004958198		Princeton	TX		08/31/2022	3.880	317,370						356,595	08/01/2022
R2004956265		McDonough	GA		07/22/2021	3.000	289,544						321,716	06/23/2021
R2004958150		Ruskin	FL		08/03/2022	3.940	390,454						438,712	07/20/2022
R2004956789		Jonesboro	GA		02/16/2022	4.150	315,434						354,420	01/28/2022
R2004958325		Lakeland	FL		09/14/2022	3.940	326,003						366,295	08/26/2022
R2004958515		Lakeland	FL		10/12/2022	4.300	250,652						281,632	09/27/2022
R2004955785		Murfreesboro	TN		07/22/2021	3.000	354,420						393,801	06/23/2021
R2004958142		Ruskin	FL		08/03/2022	3.940	341,360						383,550	07/19/2022
R2004955663		Dallas	TX		07/22/2021	3.000	252,966						281,074	06/15/2021
R2004958347		Aurora	CO		09/28/2022	3.750	516,916						580,804	09/07/2022
R2004956549		Jacksonville	FL		11/02/2021	3.000	125,342						142,438	10/26/2021
R2004956300		Powder Springs	GA		07/22/2021	3.000	264,701						294,113	06/23/2021
R2004956135		Locust Grove	GA		07/22/2021	3.000	258,597						287,330	06/23/2021
R2004956733		Arlington	TX		01/19/2022	3.880	306,685						344,590	12/30/2021
R2004955823		Nashville	TN		07/22/2021	3.000	253,466						281,629	06/23/2021
R2004958229		Bremen	GA		08/31/2022	4.150	335,852						377,362	08/08/2022
R2004957724		Conroe	TX		05/25/2022	3.920	270,137						303,525	05/03/2022

ANNUAL STATEMENT FOR THE YEAR 2022 OF THE AMERICAN EQUITY INVESTMENT LIFE INSURANCE COMPANY

SCHEDULE B - PART 1

Showing All Mortgage Loans OWNED December 31 of Current Year

1	2	Location		5	6	7	8	Change in Book Value/Recorded Investment					14	15
		3	4					9	10	11	12	13		
Loan Number	Code	City	State	Loan Type	Date Acquired	Rate of Interest	Book Value/Recorded Investment Excluding Accrued Interest	Unrealized Valuation Increase (Decrease)	Current Year's (Amortization)/ Accretion	Current Year's Other-Than-Temporary Impairment Recognized	Capitalized Deferred Interest and Other	Total Foreign Exchange Change in Book Value	Value of Land and Buildings	Date of Last Appraisal or Valuation
R2004958686		Wesley Chapel	FL		10/26/2022	3.940	378,995						425,837	10/11/2022
R2004956362		Stone Mountain	GA		07/22/2021	3.000	228,004						253,338	06/23/2021
R2004956111		Locust Grove	GA		07/22/2021	3.000	264,435						293,817	06/23/2021
R2004957708		Katy	TX		05/25/2022	3.920	254,494						285,948	04/29/2022
R2004955966		Covington	GA		07/22/2021	3.000	223,818						248,687	06/23/2021
R2004958040		Katy	TX		08/03/2022	3.920	272,187						305,828	06/30/2022
R2004956420		Jacksonville	FL		11/02/2021	3.000	72,550						83,410	10/26/2021
R2004956220		McDonough	GA		07/22/2021	3.000	284,647						316,275	06/23/2021
R2004956512		Jacksonville	FL		11/02/2021	3.000	168,004						190,146	10/26/2021
R2004957878		Huntersville	NC		07/07/2022	4.120	373,891						420,102	06/13/2022
R2004956427		Jacksonville	FL		11/02/2021	3.000	118,686						134,999	10/26/2021
R2004956161		Locust Grove	GA		07/22/2021	3.000	282,313						313,682	06/23/2021
R2004955813		Nashville	TN		07/22/2021	3.000	421,873						468,748	06/23/2021
R2004956160		Locust Grove	GA		07/22/2021	3.000	270,488						300,543	06/23/2021
R2004958144		Sanger	TX		08/03/2022	3.880	344,070						386,595	07/22/2022
R2004956872		Fort Worth	TX		03/16/2022	3.880	346,566						389,400	02/24/2022
R2004958340		Tucson	AZ		09/28/2022	3.710	329,010						369,674	09/02/2022
R2004957163		Humble	TX		03/30/2022	3.920	255,487						287,064	03/18/2022
R2004955526		Dallas	TX		07/22/2021	3.000	242,889						269,877	06/15/2021
R2004955948		Covington	GA		07/22/2021	3.000	220,727						245,253	06/23/2021
R2004957886		Austell	GA		07/07/2022	4.150	320,971						360,642	06/01/2022
R2004957341		Gilbert	AZ		04/13/2022	3.710	444,154						499,049	03/28/2022
R2004955456		Mesquite	TX		07/22/2021	3.000	197,977						219,975	06/15/2021
R2004958491		Florence	AZ		10/12/2022	4.300	329,904						370,679	09/27/2022
R2004958552		St. Augustine	FL		10/12/2022	4.300	518,863						582,992	09/29/2022
R2004957228		Buckeye	AZ		03/30/2022	3.710	403,961						453,889	03/22/2022
R2004956157		Locust Grove	GA		07/22/2021	3.000	268,586						298,429	06/23/2021
R2004958309		Newnan	GA		09/14/2022	4.150	244,173						274,352	08/22/2022
R2004956444		Jacksonville	FL		11/02/2021	3.000	127,343						144,679	10/26/2021
R2004956213		McDonough	GA		07/22/2021	3.000	215,917						239,908	06/23/2021
R2004957711		Crowley	TX		05/11/2022	3.880	313,608						352,368	05/02/2022
R2004956046		Jonesboro	GA		07/22/2021	3.000	233,282						259,203	06/23/2021
R2004956064		Lawrenceville	GA		07/22/2021	3.000	293,222						325,803	06/23/2021
R2004956363		Stone Mountain	GA		07/22/2021	3.000	261,788						290,876	06/23/2021
R2004958700		Douglasville	GA		11/09/2022	4.150	248,439						279,145	10/24/2022
R2004956634		Jacksonville	FL		11/02/2021	3.000	103,940						118,506	10/26/2021
R2004956419		Jacksonville	FL		11/02/2021	3.000	161,095						182,420	10/26/2021
R2004956433		Jacksonville	FL		11/02/2021	3.000	197,835						223,503	10/26/2021
R2004956515		Jacksonville	FL		11/02/2021	3.000	92,891						106,155	10/26/2021
R2004957643		Kissimmee	FL		04/27/2022	3.910	351,627						395,086	04/15/2022
R2004956228		McDonough	GA		07/22/2021	3.000	283,575						315,084	06/23/2021
R2004957170		Anna	TX		04/13/2022	3.880	300,937						338,132	03/18/2022
R2004958202		Cary	NC		08/31/2022	4.090	398,700						447,977	08/08/2022
R2004956181		Loganville	GA		07/22/2021	3.000	249,682						277,425	06/23/2021
R2004956662		Fort Worth	TX		12/08/2021	3.880	228,969						257,268	11/29/2021
R2004955803		Murfreesboro	TN		07/22/2021	3.000	281,922						313,247	06/23/2021
R2004958690		Mulberry	FL		11/09/2022	3.940	292,028						328,121	10/17/2022
R2004956610		Jacksonville	FL		11/02/2021	3.000	206,624						233,327	10/26/2021
R2004955885		Atlanta	GA		07/22/2021	3.000	169,460						188,289	06/23/2021
R2004955916		Conyers	GA		07/22/2021	3.000	180,738						200,820	06/23/2021
R2004957657		Ruskin	FL		05/11/2022	3.940	336,001						377,529	04/22/2022
R2004957713		Holiday	FL		05/25/2022	3.940	322,081						361,889	04/29/2022

ANNUAL STATEMENT FOR THE YEAR 2022 OF THE AMERICAN EQUITY INVESTMENT LIFE INSURANCE COMPANY

SCHEDULE B - PART 1

Showing All Mortgage Loans OWNED December 31 of Current Year

1	2	Location		5	6	7	8	Change in Book Value/Recorded Investment					14	15
		3	4					9	10	11	12	13		
Loan Number	Code	City	State	Loan Type	Date Acquired	Rate of Interest	Book Value/Recorded Investment Excluding Accrued Interest	Unrealized Valuation Increase (Decrease)	Current Year's (Amortization)/ Accretion	Current Year's Other-Than-Temporary Impairment Recognized	Capitalized Deferred Interest and Other	Total Foreign Exchange Change in Book Value	Value of Land and Buildings	Date of Last Appraisal or Valuation
R2004956902	Apache Junction	AZ.....03/16/20223. 710377, 501424, 15802/25/2022 ...
R2004956267	McDonough	GA.....07/22/20213. 000286, 327318, 14206/23/2021 ...
R20049566594	Jacksonville	FL.....11/02/20213. 000108, 502123, 60810/26/2021 ...
R2004955920	Conyers	GA.....07/22/20213. 000220, 703245, 22606/23/2021 ...
R2004955689	Antioch	TN.....07/22/20213. 000320, 102355, 66906/23/2021 ...
R2004958336	Bartlett	TN.....12/07/20224. 660260, 887293, 13211/04/2022 ...
R2004955684	Antioch	TN.....07/22/20213. 000317, 610352, 90006/23/2021 ...
R2004955990	Douglasville	GA.....07/22/20213. 000276, 225306, 91706/23/2021 ...
R2004957988	Memphis	TN.....07/07/20224. 660321, 492361, 22706/21/2022 ...
R2004957712	Royse City	TX.....05/25/20223. 880377, 214423, 83604/29/2022 ...
R2004956511	Jacksonville	FL.....11/02/20213. 000158, 406179, 41410/26/2021 ...
R2004956248	McDonough	GA.....07/22/20213. 000292, 845325, 38406/23/2021 ...
R2004956166	Locust Grove	GA.....07/22/20213. 000270, 220300, 24506/23/2021 ...
R2004957240	Fountain Hills	AZ.....04/13/20223. 710430, 752483, 99003/23/2022 ...
R2004958458	McDonough	GA.....10/12/20224. 300375, 646422, 07409/27/2022 ...
R2004957764	San Antonio	TX.....05/25/20223. 750344, 502387, 08105/11/2022 ...
R2004957714	Memphis	TN.....05/25/20224. 660220, 967248, 27804/29/2022 ...
R2004955632	Fort Worth	TX.....07/22/20213. 000251, 345279, 27306/15/2021 ...
R2004956843	San Tan Valley	AZ.....03/02/20223. 710378, 472425, 24902/16/2022 ...
R2004956681	Charlotte	NC.....12/23/20214. 120350, 384393, 69012/10/2021 ...
R2004956307	Riverdale	GA.....07/22/20213. 000249, 700277, 44506/23/2021 ...
R2004958668	Zephyrhills	FL.....10/12/20224. 200403, 815453, 72409/30/2022 ...
R2004956409	Jacksonville	FL.....11/02/20213. 000207, 545234, 36010/26/2021 ...
R2004956391	Lewisville	TX.....11/02/20213. 880271, 341304, 87910/15/2021 ...
R2004955512	Forney	TX.....07/22/20213. 000261, 356290, 39606/15/2021 ...
R2004956059	Lawrenceville	GA.....07/22/20213. 000338, 484376, 09406/23/2021 ...
R2004956074	Lithonia	GA.....07/22/20213. 000245, 995273, 32806/23/2021 ...
R2004958267	Villa Rica	GA.....08/31/20224. 150298, 566335, 46708/15/2022 ...
R2004956924	Cordova	TN.....03/16/20224. 660312, 532351, 16003/01/2022 ...
R2004955682	Antioch	TN.....07/22/20213. 000371, 063412, 29306/23/2021 ...
R2004955455	Forney	TX.....07/22/20213. 000311, 586346, 20706/15/2021 ...
R2004956303	Rex	GA.....07/22/20213. 000203, 679228, 31106/23/2021 ...
R2004958194	Fuquay Varina	NC.....08/17/20224. 090383, 694431, 11708/01/2022 ...
R2004956724	Houston	TX.....01/05/20223. 920245, 426275, 76012/27/2021 ...
R2004956801	Memphis	TN.....02/16/20224. 660281, 985316, 83702/01/2022 ...
R2004955596	Waxahachie	TX.....07/22/20213. 000254, 235282, 48406/15/2021 ...
R2004955904	Conyers	GA.....07/22/20213. 000183, 741204, 15706/23/2021 ...
R2004958544	PEACHTREE CITY	GA.....10/12/20224. 300425, 557478, 15409/29/2022 ...
R2004956759	Concord	NC.....02/02/20224. 120324, 854365, 00401/13/2022 ...
R2004956811	Memphis	TN.....02/16/20224. 660259, 949292, 07702/04/2022 ...
R2004957851	Richmond	TX.....07/07/20223. 920308, 284346, 38705/26/2022 ...
R2004958400	Kissimmee	FL.....10/12/20224. 300304, 446342, 07409/27/2022 ...
R2004955652	Dallas	TX.....07/22/20213. 000232, 513258, 34806/15/2021 ...
R2004957601	Acworth	GA.....04/27/20224. 150273, 837307, 68204/11/2022 ...
R2004955940	Covington	GA.....07/22/20213. 000190, 063211, 18206/23/2021 ...
R2004956858	Atlanta	GA.....03/02/20224. 150407, 948458, 36802/22/2022 ...
R2004956094	Lithonia	GA.....07/22/20213. 000251, 900279, 88906/23/2021 ...
R2004955508	Anna	TX.....07/22/20213. 000289, 276321, 41806/15/2021 ...
R2004956946	Kissimmee	FL.....03/16/20223. 910347, 476390, 42203/04/2022 ...
R2004955463	Ennis	TX.....07/22/20213. 000233, 451259, 39106/15/2021 ...
R2004956503	Jacksonville	FL.....11/02/20213. 000102, 076116, 42610/26/2021 ...
R2004955669	Antioch	TN.....07/22/20213. 000306, 328340, 36506/23/2021 ...

ANNUAL STATEMENT FOR THE YEAR 2022 OF THE AMERICAN EQUITY INVESTMENT LIFE INSURANCE COMPANY

SCHEDULE B - PART 1

Showing All Mortgage Loans OWNED December 31 of Current Year

1	2	Location		5	6	7	8	Change in Book Value/Recorded Investment					14	15
		3	4					9	10	11	12	13		
Loan Number	Code	City	State	Loan Type	Date Acquired	Rate of Interest	Book Value/Recorded Investment Excluding Accrued Interest	Unrealized Valuation Increase (Decrease)	Current Year's (Amortization)/ Accretion	Current Year's Other-Than-Temporary Impairment Recognized	Capitalized Deferred Interest and Other	Total Foreign Exchange Change in Book Value	Value of Land and Buildings	Date of Last Appraisal or Valuation
R2004958145		Mount Dora	FL		08/03/2022	3.910	355,994						399,993	07/20/2022
R2004955557		Fort Worth	TX		07/22/2021	3.000	223,716						248,574	06/15/2021
R2004955750		La Vergne	TN		07/22/2021	3.000	325,548						361,721	06/23/2021
R2004955730		La Vergne	TN		07/22/2021	3.000	288,575						320,639	06/23/2021
R2004958420		Phoenix	AZ		10/12/2022	4.300	544,111						611,361	09/27/2022
R2004956178		Loganville	GA		07/22/2021	3.000	275,742						306,381	06/23/2021
R2004958178		Cordova	TN		08/31/2022	4.660	324,389						364,482	08/05/2022
R2004956668		Forest Hill	TX		12/23/2021	3.880	211,581						237,732	12/13/2021
R2004955762		LaVergne	TN		07/22/2021	3.000	269,491						299,435	06/23/2021
R2004956297		Powder Springs	GA		07/22/2021	3.000	263,466						292,741	06/23/2021
R2004956350		Stockbridge	GA		07/22/2021	3.000	199,840						222,045	06/23/2021
R2004957543		Buckeye	AZ		04/27/2022	3.710	388,488						436,503	04/08/2022
R2004956126		Locust Grove	GA		07/22/2021	3.000	244,966						272,185	06/23/2021
R2004956279		McDonough	GA		07/22/2021	3.000	206,447						229,386	06/23/2021
R2004958060		Rockmart	GA		08/03/2022	4.150	262,078						294,470	07/05/2022
R2004958678		Lake Mary	FL		10/26/2022	3.910	329,552						370,283	10/03/2022
R2004957692		Douglasville	GA		05/11/2022	4.150	372,740						418,809	04/28/2022
R2004957481		Locust Grove	GA		04/27/2022	4.150	336,804						378,431	04/04/2022
R2004955725		La Vergne	TN		07/22/2021	3.000	310,404						344,894	06/23/2021
R2004957787		Galloway	OH		06/08/2022	4.040	247,707						278,323	05/13/2022
R2004956548		Jacksonville	FL		11/02/2021	3.000	145,155						164,593	10/26/2021
R2004955737		La Vergne	TN		07/22/2021	3.000	345,531						383,924	06/23/2021
R2004955787		Murfreesboro	TN		07/22/2021	3.000	320,549						356,166	06/23/2021
R2004957053		Parker	CO		03/30/2022	3.750	560,908						630,234	03/11/2022
R2004955819		Nashville	TN		07/22/2021	3.000	339,444						377,160	06/23/2021
R2004955605		Ft Worth	TX		07/22/2021	3.000	189,247						210,275	06/15/2021
R2004957398		Cordova	TN		04/13/2022	4.660	234,306						263,265	04/01/2022
R2004957738		Gilbert	AZ		05/25/2022	3.710	447,164						502,431	05/06/2022
R2004956567		Jacksonville	FL		11/02/2021	3.000	147,693						167,430	10/26/2021
R2004956137		Locust Grove	GA		07/22/2021	3.000	279,309						310,344	06/23/2021
R2004955768		Madison	TN		07/22/2021	3.000	275,115						305,684	06/23/2021
R2004957405		Canal Winchester	OH		04/13/2022	4.040	304,581						342,226	03/31/2022
R2004957199		Apopka	FL		03/30/2022	3.910	378,220						424,966	03/21/2022
R2004958291		Riverview	FL		09/14/2022	3.940	398,872						448,171	08/22/2022
R2004957642		Columbus	OH		04/27/2022	4.040	292,786						328,973	04/15/2022
R2004956812		Fort Worth	TX		02/16/2022	3.880	289,488						325,267	02/07/2022
R2004956736		Richmond	TX		01/19/2022	3.920	233,916						262,827	12/30/2021
R2004957166		Orlando	FL		03/30/2022	3.910	369,374						415,027	03/18/2022
R2004956068		Lilburn	GA		07/22/2021	3.000	259,817						288,686	06/23/2021
R2004956541		Jacksonville	FL		11/02/2021	3.000	133,406						151,456	10/26/2021
R2004957258		Crowley	TX		04/13/2022	3.880	336,564						378,162	03/24/2022
R2004957021		Bartlett	TN		03/30/2022	4.660	282,486						317,400	03/10/2022
R2004956799		Arlington	TX		02/16/2022	3.880	272,011						305,630	01/31/2022
R2004956485		Jacksonville	FL		11/02/2021	3.000	165,377						187,209	10/26/2021
R2004956780		Marietta	GA		02/16/2022	4.150	327,809						368,325	01/27/2022
R2004958631		Heath	TX		10/12/2022	4.200	340,561						382,653	09/30/2022
R2004956592		Jacksonville	FL		11/02/2021	3.000	130,187						147,856	10/26/2021
R2004958517		Aurora	CO		10/12/2022	3.750	494,267						555,356	09/27/2022
R2004957632		El Mirage	AZ		04/27/2022	3.710	403,288						453,133	04/13/2022
R2004958297		Tucson	AZ		09/14/2022	3.710	333,358						374,560	08/19/2022
R2004958613		Waxahachie	TX		10/12/2022	4.200	300,894						338,083	09/30/2022
R2004955894		Austell	GA		07/22/2021	3.000	198,834						220,927	06/23/2021

ANNUAL STATEMENT FOR THE YEAR 2022 OF THE AMERICAN EQUITY INVESTMENT LIFE INSURANCE COMPANY

SCHEDULE B - PART 1

Showing All Mortgage Loans OWNED December 31 of Current Year

1	2	Location		5	6	7	8	Change in Book Value/Recorded Investment					14	15
		3	4					9	10	11	12	13		
Loan Number	Code	City	State	Loan Type	Date Acquired	Rate of Interest	Book Value/Recorded Investment Excluding Accrued Interest	Unrealized Valuation Increase (Decrease)	Current Year's (Amortization)/ Accretion	Current Year's Other-Than-Temporary Impairment Recognized	Capitalized Deferred Interest and Other	Total Foreign Exchange Change in Book Value	Value of Land and Buildings	Date of Last Appraisal or Valuation
R2004956784		El Mirage	AZ		02/16/2022	3.710	370,137						415,884	01/28/2022
R2004955906		Conyers	GA		07/22/2021	3.000	189,828						210,921	06/23/2021
R2004956557		Jacksonville	FL		11/02/2021	3.000	177,926						201,238	10/26/2021
R2004956144		Locust Grove	GA		07/22/2021	3.000	286,289						318,099	06/23/2021
R2004955571		Mesquite	TX		07/22/2021	3.000	238,545						265,050	06/15/2021
R2004957818		Southaven	MS		06/08/2022	4.660	330,048						370,841	05/19/2022
R2004956964		Southaven	MS		03/16/2022	4.660	244,441						274,653	03/07/2022
R2004958263		Riverview	FL		08/31/2022	3.940	346,446						389,265	08/15/2022
R2004957169		Magnolia	TX		03/30/2022	3.920	284,743						319,936	03/18/2022
R2004958728		Saginaw	TX		12/07/2022	3.880	304,845						342,522	10/28/2022
R2004958603		Fort Worth	TX		10/12/2022	4.200	310,774						349,184	09/30/2022
R2004958184		Greenfield	IN		08/17/2022	3.830	243,851						273,990	07/29/2022
R2004957663		Royse City	TX		05/11/2022	3.880	297,909						334,729	04/25/2022
R2004956827		Fuquay Varina	NC		03/02/2022	4.090	412,664						463,667	02/09/2022
R2004956373		Union City	GA		07/22/2021	3.000	222,712						247,458	06/23/2021
R2004955861		Spring Hill	TN		07/22/2021	3.000	235,822						262,025	06/23/2021
R2004958596		Keller	TX		10/12/2022	4.200	390,191						438,417	09/30/2022
R2004957338		Phoenix	AZ		04/13/2022	3.710	413,365						464,455	03/28/2022
R2004957837		Indianapolis	IN		07/07/2022	3.830	264,388						297,065	05/27/2022
R2004957171		Bacliff	TX		03/30/2022	3.920	279,650						314,214	03/18/2022
R2004955531		Waxahachie	TX		07/22/2021	3.000	259,173						287,971	06/15/2021
R2004957884		San Tan Valley	AZ		07/07/2022	3.710	405,573						455,700	06/01/2022
R2004956163		Locust Grove	GA		07/22/2021	3.000	269,212						299,125	06/23/2021
R2004957928		Douglasville	GA		07/07/2022	4.150	288,463						324,116	06/08/2022
R2004957604		New Caney	TX		04/27/2022	3.920	249,992						280,890	04/11/2022
R2004957633		Surprise	AZ		04/27/2022	3.710	416,212						467,654	04/13/2022
R2004957948		Smyrna	TN		07/07/2022	4.150	388,669						436,707	06/13/2022
R2004958254		Columbus	OH		08/31/2022	4.040	321,510						361,247	08/12/2022
R2004956016		Hampton	GA		07/22/2021	3.000	302,455						336,062	06/23/2021
R2004958547		Yulee	FL		10/12/2022	4.300	380,892						427,969	09/29/2022
R2004956809		Marietta	GA		02/16/2022	4.150	340,001						382,024	02/04/2022
R2004958215		Queen Creek	AZ		08/31/2022	3.710	517,205						581,129	08/02/2022
R2004955714		Hermitage	TN		07/22/2021	3.000	317,453						352,726	06/23/2021
R2004957868		Tucson	AZ		07/07/2022	3.710	322,741						362,630	05/27/2022
R2004955905		Conyers	GA		07/22/2021	3.000	185,514						206,127	06/23/2021
R2004956116		Locust Grove	GA		07/22/2021	3.000	278,575						309,528	06/23/2021
R2004955886		Austell	GA		07/22/2021	3.000	243,342						270,380	06/23/2021
R2004957595		Laveen	AZ		04/27/2022	3.710	474,378						533,009	04/11/2022
R2004956767		La Vergne	TN		02/02/2022	4.150	278,949						313,426	01/19/2022
R2004956029		Hampton	GA		07/22/2021	3.000	307,611						341,791	06/23/2021
R2004957947		Mesa	AZ		07/07/2022	3.710	518,294						582,353	06/15/2022
R2004956787		Locust Grove	GA		02/16/2022	4.150	308,286						346,389	01/28/2022
R2004956430		Jacksonville	FL		11/02/2021	3.000	128,264						145,958	10/26/2021
R2004956115		Locust Grove	GA		07/22/2021	3.000	264,771						294,191	06/23/2021
R2004955628		Sanger	TX		07/22/2021	3.000	180,869						200,966	06/15/2021
R2004955911		Conyers	GA		07/22/2021	3.000	188,674						209,638	06/23/2021
R2004955969		Covington	GA		07/22/2021	3.000	289,421						321,579	06/23/2021
R2004958417		Covington	GA		10/12/2022	4.300	239,992						269,654	09/27/2022
R2004955503		Dallas	TX		07/22/2021	3.000	255,537						283,930	06/15/2021
R2004956691		Mesa	AZ		12/23/2021	3.710	338,029						379,808	12/06/2021
R2004957706		Land O Lakes	FL		05/25/2022	3.940	385,611						433,271	04/29/2022
R2004956764		Arlington	TX		02/02/2022	3.880	285,908						321,246	01/13/2022

ANNUAL STATEMENT FOR THE YEAR 2022 OF THE AMERICAN EQUITY INVESTMENT LIFE INSURANCE COMPANY

SCHEDULE B - PART 1

Showing All Mortgage Loans OWNED December 31 of Current Year

1	2	Location		5	6	7	8	Change in Book Value/Recorded Investment					14	15
		3	4					9	10	11	12	13		
Loan Number	Code	City	State	Loan Type	Date Acquired	Rate of Interest	Book Value/Recorded Investment Excluding Accrued Interest	Unrealized Valuation Increase (Decrease)	Current Year's (Amortization)/ Accretion	Current Year's Other-Than-Temporary Impairment Recognized	Capitalized Deferred Interest and Other	Total Foreign Exchange Change in Book Value	Value of Land and Buildings	Date of Last Appraisal or Valuation
R2004956708		Knightdale	NC		01/05/2022	4.090	289,919						325,752	12/17/2021
R2004957368		San Antonio	TX		04/13/2022	3.750	291,354						327,364	04/05/2022
R2004957404		Urbancrest	OH		04/13/2022	4.040	264,527						297,221	03/31/2022
R2004957236		Tucson	AZ		04/13/2022	3.710	317,098						356,290	03/23/2022
R2004956392		Fort Worth	TX		11/02/2021	3.880	264,726						297,445	10/27/2021
R2004955887		Austell	GA		07/22/2021	3.000	226,215						251,350	06/23/2021
R2004955728		La Vergne	TN		07/22/2021	3.000	302,447						336,053	06/23/2021
R2004955796		Murfreesboro	TN		07/22/2021	3.000	287,895						319,884	06/23/2021
R2004955701		Goodlettsville	TN		07/22/2021	3.000	308,235						342,484	06/23/2021
R2004956645		Riverview	FL		12/08/2021	3.940	310,557						348,941	11/16/2021
R2004955466		Desoto	TX		07/22/2021	3.000	321,968						357,743	06/15/2021
R2004956884		Apache Junction	AZ		03/16/2022	3.710	368,512						414,058	02/24/2022
R2004957848		Tucson	AZ		07/07/2022	3.710	324,599						364,718	05/26/2022
R2004958534		Charlotte	NC		10/12/2022	4.300	260,681						292,900	09/29/2022
R2004955930		Covington	GA		07/22/2021	3.000	218,122						242,358	06/23/2021
R2004957677		Midland	NC		05/11/2022	4.120	339,046						380,951	04/21/2022
R2004956687		Charlotte	NC		12/23/2021	4.120	286,105						321,466	12/14/2021
R2004956436		Jacksonville	FL		11/02/2021	3.000	193,092						218,199	10/26/2021
R2004957070		Apollo Beach	FL		03/30/2022	3.940	418,061						469,731	03/14/2022
R2004955690		Cane Ridge	TN		07/22/2021	3.000	418,126						464,585	06/23/2021
R2004958408		Tempe	AZ		10/12/2022	4.300	367,617						413,053	09/27/2022
R2004955790		Murfreesboro	TN		07/22/2021	3.000	295,647						328,497	06/23/2021
R2004958709		Sanford	FL		11/09/2022	4.300	265,027						297,783	10/27/2022
R2004955764		Madison	TN		07/22/2021	3.000	298,108						331,232	06/23/2021
R2004955923		Conyers	GA		07/22/2021	3.000	208,555						231,728	06/23/2021
R2004956422		Jacksonville	FL		11/02/2021	3.000	258,347						291,166	10/26/2021
R2004955582		Fort Worth	TX		07/22/2021	3.000	212,585						236,206	06/15/2021
R2004955992		Douglasville	GA		07/22/2021	3.000	207,801						230,890	06/23/2021
R2004955656		Dallas	TX		07/22/2021	3.000	235,653						261,837	06/15/2021
R2004955898		College Park	GA		07/22/2021	3.000	258,500						287,223	06/23/2021
R2004956014		Hampton	GA		07/22/2021	3.000	302,655						336,284	06/23/2021
R2004958725		St. Augustine	FL		11/09/2022	4.300	474,164						532,768	10/27/2022
R2004956385		Benbrook	TX		11/02/2021	3.880	317,166						356,366	09/29/2021
R2004955674		Antioch	TN		07/22/2021	3.000	326,081						362,313	06/23/2021
R2004958429		St cloud	FL		10/12/2022	4.300	448,635						504,085	09/27/2022
R2004956585		Jacksonville	FL		11/02/2021	3.000	192,207						217,206	10/26/2021
R2004955585		Arlington	TX		07/22/2021	3.000	258,722						287,469	06/15/2021
R2004955996		Ellenwood	GA		07/22/2021	3.000	231,751						257,502	06/23/2021
R2004957965		Crowley	TX		07/07/2022	3.880	308,468						346,593	06/21/2022
R2004957268		Holly Springs	NC		04/13/2022	4.090	353,057						396,693	03/25/2022
R2004955902		College Park	GA		07/22/2021	3.000	269,457						299,397	06/23/2021
R2004957479		Crosby	TX		04/13/2022	3.920	305,454						343,207	04/04/2022
R2004957742		Glenn Heights	TX		05/25/2022	3.880	314,416						353,276	05/11/2022
R2004955642		Fort Worth	TX		07/22/2021	3.000	249,854						277,616	06/15/2021
R2004956187		Hampton	GA		07/22/2021	3.000	219,006						243,340	06/23/2021
R2004956741		Lancaster	TX		01/19/2022	3.880	272,404						306,072	01/04/2022
R2004955761		La Vergne	TN		07/22/2021	3.000	297,087						330,097	06/23/2021
R2004956371		Stone Mountain	GA		07/22/2021	3.000	255,025						283,362	06/23/2021
R2004956326		Snellville	GA		07/22/2021	3.000	275,089						305,655	06/23/2021
R2004956920		Buckeye	AZ		03/16/2022	3.710	419,461						471,305	03/01/2022
R2004957702		Stockbridge	GA		05/25/2022	4.150	308,911						347,091	04/29/2022
R2004956155		Locust Grove	GA		07/22/2021	3.000	278,254						309,172	06/23/2021

ANNUAL STATEMENT FOR THE YEAR 2022 OF THE AMERICAN EQUITY INVESTMENT LIFE INSURANCE COMPANY

SCHEDULE B - PART 1

Showing All Mortgage Loans OWNED December 31 of Current Year

1	2	Location		5	6	7	8	Change in Book Value/Recorded Investment					14	15
		3	4					9	10	11	12	13		
Loan Number	Code	City	State	Loan Type	Date Acquired	Rate of Interest	Book Value/Recorded Investment Excluding Accrued Interest	Unrealized Valuation Increase (Decrease)	Current Year's (Amortization)/ Accretion	Current Year's Other-Than-Temporary Impairment Recognized	Capitalized Deferred Interest and Other	Total Foreign Exchange Change in Book Value	Value of Land and Buildings	Date of Last Appraisal or Valuation
R2004956093		Lithonia	GA		07/22/2021	3.000	192,402						213,781	06/23/2021
R2004958014		Peoria	AZ		08/03/2022	3.710	442,099						496,740	06/27/2022
R2004958677		Douglasville	GA		10/26/2022	4.150	228,662						256,924	10/03/2022
R2004958206		Indian Trail	NC		08/31/2022	4.120	321,375						361,095	08/01/2022
R2004957730		Bartlett	TN		05/25/2022	4.660	323,326						363,288	05/04/2022
R2004955987		Douglasville	GA		07/22/2021	3.000	221,440						246,045	06/23/2021
R2004956040		Jonesboro	GA		07/22/2021	3.000	247,161						274,624	06/23/2021
R2004957814		Cordova	TN		06/08/2022	4.660	237,939						267,347	05/20/2022
R2004957607		Sahuarita	AZ		04/27/2022	3.710	312,651						351,293	04/11/2022
R2004956306		Riverdale	GA		07/22/2021	3.000	204,731						227,479	06/23/2021
R2004955866		Spring Hill	TN		07/22/2021	3.000	355,076						394,529	06/23/2021
R2004955829		Nashville	TN		07/22/2021	3.000	422,165						469,073	06/23/2021
R2004956535		Jacksonville	FL		11/02/2021	3.000	160,626						181,892	10/26/2021
R2004958605		Bedford	TX		10/12/2022	4.200	355,832						399,812	09/30/2022
R2004956763		Atlanta	GA		02/02/2022	4.150	386,723						434,520	01/13/2022
R2004956164		Locust Grove	GA		07/22/2021	3.000	277,789						308,655	06/23/2021
R2004956031		Hampton	GA		07/22/2021	3.000	304,077						337,864	06/23/2021
R2004958531		Arlington	TX		10/12/2022	4.300	301,960						339,281	09/29/2022
R2004956076		Lithonia	GA		07/22/2021	3.000	245,614						272,905	06/23/2021
R2004957036		Cordova	TN		03/30/2022	4.660	262,763						295,239	03/11/2022
R2004955998		Ellenwood	GA		07/22/2021	3.000	239,851						266,502	06/23/2021
R2004958084		Avondale	AZ		08/03/2022	3.710	397,002						446,070	07/11/2022
R2004955706		Hendersonville	TN		07/22/2021	3.000	345,335						383,706	06/23/2021
R2004955755		La Vergne	TN		07/22/2021	3.000	292,939						325,488	06/23/2021
R2004956017		Hampton	GA		07/22/2021	3.000	302,613						336,237	06/23/2021
R2004956467		Jacksonville	FL		11/02/2021	3.000	155,525						176,192	10/26/2021
R2004957597		Southaven	MS		04/27/2022	4.660	264,163						296,812	04/11/2022
R2004957771		Selma	TX		06/08/2022	3.750	331,327						372,277	05/13/2022
R2004956783		Phoenix	AZ		02/16/2022	3.710	461,760						518,831	01/28/2022
R2004958031		Indianapolis	IN		08/03/2022	3.830	270,546						303,984	06/30/2022
R2004956490		Jacksonville	FL		11/02/2021	3.000	145,085						164,518	10/26/2021
R2004956179		Loganville	GA		07/22/2021	3.000	344,397						382,664	06/23/2021
R2004955751		La Vergne	TN		07/22/2021	3.000	296,967						329,964	06/23/2021
R2004955718		Hermitage	TN		07/22/2021	3.000	344,838						383,154	06/23/2021
R2004957662		Peoria	AZ		05/11/2022	3.710	483,662						543,440	04/26/2022
R2004956169		Locust Grove	GA		07/22/2021	3.000	269,064						298,961	06/23/2021
R2004957089		Forney	TX		03/30/2022	3.880	242,353						272,307	03/18/2022
R2004955563		Ft Worth	TX		07/22/2021	3.000	244,692						271,880	06/15/2021
R2004956822		Friendswood	TX		03/02/2022	3.920	260,259						292,426	02/09/2022
R2004957006		Buckeye	AZ		03/30/2022	3.710	347,023						389,913	03/08/2022
R2004958448		Belmont	NC		10/12/2022	4.300	343,528						385,986	09/27/2022
R2004956584		Jacksonville	FL		11/02/2021	3.000	171,631						194,198	10/26/2021
R2004958386		Villa Rica	GA		10/12/2022	4.150	308,965						347,152	09/22/2022
R2004956521		Jacksonville	FL		11/02/2021	3.000	190,189						214,952	10/26/2021
R2004956710		Thonotosassa	FL		01/05/2022	3.940	326,896						367,299	12/20/2021
R2004956219		McDonough	GA		07/22/2021	3.000	207,040						230,045	06/23/2021
R2004956001		Fairburn	GA		07/22/2021	3.000	304,681						338,535	06/23/2021
R2004956386		Rowlett	TX		11/02/2021	3.880	304,467						342,098	10/04/2021
R2004958082		Hernando	MS		08/03/2022	4.660	297,613						334,397	07/08/2022
R2004958672		Duluth	GA		10/12/2022	4.200	286,556						321,973	09/30/2022
R2004958749		Aurora	CO		12/21/2022	3.750	543,201						610,338	12/08/2022
R2004958446		Whitestown	IN		10/12/2022	4.300	305,219						342,943	09/27/2022

ANNUAL STATEMENT FOR THE YEAR 2022 OF THE AMERICAN EQUITY INVESTMENT LIFE INSURANCE COMPANY

SCHEDULE B - PART 1

Showing All Mortgage Loans OWNED December 31 of Current Year

1	2	Location		5	6	7	8	Change in Book Value/Recorded Investment					14	15
		3	4					9	10	11	12	13		
Loan Number	Code	City	State	Loan Type	Date Acquired	Rate of Interest	Book Value/Recorded Investment Excluding Accrued Interest	Unrealized Valuation Increase (Decrease)	Current Year's (Amortization)/ Accretion	Current Year's Other-Than-Temporary Impairment Recognized	Capitalized Deferred Interest and Other	Total Foreign Exchange Change in Book Value	Value of Land and Buildings	Date of Last Appraisal or Valuation
R2004958570		Phoenix	AZ		10/12/2022	4.200	401,575						451,208	09/30/2022
R2004957635		Villa Rica	GA		04/27/2022	4.150	254,906						286,411	04/13/2022
R2004957387		Ellenwood	GA		04/13/2022	4.150	273,351						307,136	03/30/2022
R2004956380		Union City	GA		07/22/2021	3.000	249,621						277,357	06/23/2021
R2004956245		McDonough	GA		07/22/2021	3.000	209,341						232,602	06/23/2021
R2004956621		Jacksonville	FL		11/02/2021	3.000	178,310						201,667	10/26/2021
R2004955763		Lebanon	TN		07/22/2021	3.000	255,188						283,543	06/23/2021
R2004958252		Groveport	OH		08/31/2022	4.040	308,049						346,123	08/15/2022
R2004958380		Missouri City	TX		10/12/2022	3.920	274,418						308,335	09/19/2022
R2004957052		Orlando	FL		03/30/2022	3.910	303,266						340,748	03/11/2022
R2004956193		Marietta	GA		07/22/2021	3.000	350,363						389,293	06/23/2021
R2004956669		Cordova	TN		12/23/2021	4.660	204,053						229,273	12/13/2021
R2004958074		Lancaster	TX		08/03/2022	3.880	325,985						366,275	07/08/2022
R2004956604		Jacksonville	FL		11/02/2021	3.000	226,086						255,089	10/26/2021
R2004957699		Horn Lake	MS		05/25/2022	4.660	302,924						340,364	04/28/2022
R2004957108		Monroe	NC		03/30/2022	4.120	315,355						354,331	03/16/2022
R2004957882		Bartlett	TN		07/07/2022	4.660	345,393						388,082	06/01/2022
R2004955743		La Vergne	TN		07/22/2021	3.000	287,415						319,350	06/23/2021
R2004955991		Douglasville	GA		07/22/2021	3.000	225,949						251,055	06/23/2021
R2004958161		Lake Mary	FL		08/17/2022	3.910	416,582						468,070	07/22/2022
R2004956704		Ruskin	FL		01/05/2022	3.940	337,878						379,638	12/17/2021
R2004957788		Reynoldsburg	OH		06/08/2022	4.040	315,959						355,010	05/17/2022
R2004956633		Jacksonville	FL		11/02/2021	3.000	218,487						247,263	10/26/2021
R2004956731		Richmond	TX		01/19/2022	3.920	337,091						378,754	12/29/2021
R2004958192		Valrico	FL		08/17/2022	3.940	388,329						436,325	07/29/2022
R2004956492		Jacksonville	FL		11/02/2021	3.000	157,413						178,303	10/26/2021
R2004955614		Arlington	TX		07/22/2021	3.000	255,211						283,568	06/15/2021
R2004957651		Tucson	AZ		05/11/2022	3.710	315,077						354,019	04/20/2022
R2004958449		Indianapolis	IN		10/12/2022	4.300	255,768						287,380	09/27/2022
R2004956234		McDonough	GA		07/22/2021	3.000	199,147						221,275	06/23/2021
R2004955724		La Vergne	TN		07/22/2021	3.000	273,575						303,973	06/23/2021
R2004958462		Castle Rock	CO		10/12/2022	4.300	679,691						763,698	09/27/2022
R2004958567		Surprise	AZ		10/12/2022	4.200	504,641						567,012	09/30/2022
R2004956117		Locust Grove	GA		07/22/2021	3.000	273,080						303,423	06/23/2021
R2004958538		Gilbert	AZ		10/12/2022	4.300	438,134						492,285	09/29/2022
R2004958269		Villa Rica	GA		08/31/2022	4.150	301,892						339,204	08/15/2022
R2004955668		Antioch	TN		07/22/2021	3.000	388,634						431,816	06/23/2021
R2004955654		Mesquite	TX		07/22/2021	3.000	233,080						258,978	06/15/2021
R2004956343		Stockbridge	GA		07/22/2021	3.000	183,580						203,978	06/23/2021
R2004957896		Brandon	FL		07/07/2022	3.940	402,205						451,916	06/06/2022
R2004957997		Mooreville	NC		08/03/2022	4.120	346,988						389,874	06/23/2022
R2004958422		Orange Park	FL		10/12/2022	4.300	348,325						391,376	09/27/2022
R2004955480		Burleson	TX		07/22/2021	3.000	261,812						290,903	06/15/2021
R2004956258		McDonough	GA		07/22/2021	3.000	218,388						242,654	06/23/2021
R2004955588		Arlington	TX		07/22/2021	3.000	276,125						306,806	06/15/2021
R2004956134		Locust Grove	GA		07/22/2021	3.000	242,919						269,910	06/23/2021
R2004955506		Dallas	TX		07/22/2021	3.000	217,288						241,432	06/15/2021
R2004956739		Grand Prairie	TX		01/19/2022	3.880	337,282						378,968	01/04/2022
R2004958701		Newnan	GA		11/09/2022	4.150	321,495						361,230	10/24/2022
R2004955736		La Vergne	TN		07/22/2021	3.000	338,661						376,291	06/23/2021
R2004956655		Lancaster	TX		12/08/2021	3.880	298,622						335,530	11/22/2021
R2004958253		Galloway	OH		08/31/2022	4.040	340,074						382,106	08/15/2022

ANNUAL STATEMENT FOR THE YEAR 2022 OF THE AMERICAN EQUITY INVESTMENT LIFE INSURANCE COMPANY

SCHEDULE B - PART 1

Showing All Mortgage Loans OWNED December 31 of Current Year

1	2	Location		5	6	7	8	Change in Book Value/Recorded Investment					14	15
		3	4					9	10	11	12	13		
Loan Number	Code	City	State	Loan Type	Date Acquired	Rate of Interest	Book Value/Recorded Investment Excluding Accrued Interest	Unrealized Valuation Increase (Decrease)	Current Year's (Amortization)/ Accretion	Current Year's Other-Than-Temporary Impairment Recognized	Capitalized Deferred Interest and Other	Total Foreign Exchange Change in Book Value	Value of Land and Buildings	Date of Last Appraisal or Valuation
R2004956072		Lithonia	GA		07/22/2021	3.000	246,971						274,413	06/23/2021
R2004956063		Lawrenceville	GA		07/22/2021	3.000	338,385						375,984	06/23/2021
R2004958436		San Antonio	TX		10/12/2022	4.300	365,718						410,919	09/27/2022
R2004957265		Queen Creek	AZ		04/13/2022	3.710	509,048						571,964	03/24/2022
R2004956514		Jacksonville	FL		11/02/2021	3.000	150,498						170,571	10/26/2021
R2004958023		Cypress	TX		08/03/2022	3.920	286,201						321,574	06/30/2022
R2004956208		McDonough	GA		07/22/2021	3.000	276,550						307,278	06/23/2021
R2004958324		Murfreesboro	TN		09/14/2022	4.150	310,665						349,062	08/26/2022
R2004956619		Jacksonville	FL		11/02/2021	3.000	152,530						172,840	10/26/2021
R2004957892		Spring	TX		07/07/2022	3.920	217,501						244,383	06/01/2022
R2004956005		Fairburn	GA		07/22/2021	3.000	196,047						217,831	06/23/2021
R2004957800		Mesa	AZ		06/08/2022	3.710	435,915						489,792	05/16/2022
R2004957975		Moorestville	NC		07/07/2022	4.120	316,111						355,181	06/22/2022
R2004958200		Douglasville	GA		08/17/2022	4.150	330,015						370,803	08/01/2022
R2004956870		Desoto	TX		03/02/2022	3.880	314,910						353,832	02/23/2022
R2004958030		Mesa	AZ		08/03/2022	3.710	445,355						500,399	07/01/2022
R2004955932		Covington	GA		07/22/2021	3.000	190,063						211,182	06/23/2021
R2004955556		Waxahachie	TX		07/22/2021	3.000	351,458						390,509	06/15/2021
R2004957804		Atlanta	GA		06/08/2022	4.150	420,395						472,354	05/17/2022
R2004955936		Covington	GA		07/22/2021	3.000	190,063						211,182	06/23/2021
R2004957231		Woodstock	GA		04/13/2022	4.150	327,912						368,440	03/22/2022
R2004956751		Kissimmee	FL		01/19/2022	3.910	361,247						405,895	01/06/2022
R2004957409		Orlando	FL		04/13/2022	3.910	332,322						373,396	04/01/2022
R2004955523		Fort Worth	TX		07/22/2021	3.000	210,377						233,753	06/15/2021
R2004955541		Fort Worth	TX		07/22/2021	3.000	245,529						272,810	06/15/2021
R2004956578		Jacksonville	FL		11/02/2021	3.000	169,985						192,357	10/26/2021
R2004956024		Hampton	GA		07/22/2021	3.000	304,195						337,995	06/23/2021
R2004956782		Justin	TX		02/16/2022	3.880	320,120						359,685	01/27/2022
R2004956570		Jacksonville	FL		11/02/2021	3.000	192,192						217,190	10/26/2021
R2004958662		Dundee	FL		10/12/2022	4.200	289,018						324,740	09/30/2022
R2004958560		Winston	GA		10/12/2022	4.200	251,791						282,911	09/30/2022
R2004956660		Tampa	FL		12/08/2021	3.940	311,802						350,339	11/30/2021
R2004958003		Sun City	AZ		08/03/2022	3.710	467,997						525,839	06/24/2022
R2004958406		Lakeland	FL		10/12/2022	4.300	217,332						244,193	09/27/2022
R2004955565		Duncanville	TX		07/22/2021	3.000	201,281						223,646	06/15/2021
R2004958556		Jacksonville	FL		10/12/2022	4.300	263,541						296,113	09/29/2022
R2004956839		Brooksville	FL		03/02/2022	3.940	328,843						369,486	02/14/2022
R2004956779		Ruskin	FL		02/02/2022	3.940	327,055						367,477	01/25/2022
R2004956628		Jacksonville	FL		11/02/2021	3.000	94,377						107,814	10/26/2021
R2004955482		Burleson	TX		07/22/2021	3.000	253,686						281,874	06/15/2021
R2004955555		Forest Hill	TX		07/22/2021	3.000	216,205						240,228	06/15/2021
R2004955536		Dallas	TX		07/22/2021	3.000	224,720						249,689	06/15/2021
R2004955742		La Vergne	TN		07/22/2021	3.000	284,648						316,276	06/23/2021
R2004955688		Antioch	TN		07/22/2021	3.000	334,007						371,119	06/23/2021
R2004955665		Antioch	TN		07/22/2021	3.000	359,158						399,065	06/23/2021
R2004958286		Apollo Beach	FL		09/14/2022	3.940	416,145						467,579	08/17/2022
R2004958241		Glendale	AZ		08/31/2022	3.710	402,055						451,747	08/11/2022
R2004957102		Phoenix	AZ		03/30/2022	3.710	366,341						411,619	03/16/2022
R2004958442		Gallatin	TN		10/12/2022	4.300	440,807						495,289	09/27/2022
R2004955670		Antioch	TN		07/22/2021	3.000	379,977						422,197	06/23/2021
R2004955625		Cedar Hill	TX		07/22/2021	3.000	225,552						250,614	06/15/2021
R2004956502		Jacksonville	FL		11/02/2021	3.000	212,345						239,728	10/26/2021

ANNUAL STATEMENT FOR THE YEAR 2022 OF THE AMERICAN EQUITY INVESTMENT LIFE INSURANCE COMPANY

SCHEDULE B - PART 1

Showing All Mortgage Loans OWNED December 31 of Current Year

1	2	Location		5	6	7	8	Change in Book Value/Recorded Investment					14	15
		3	4					9	10	11	12	13		
Loan Number	Code	City	State	Loan Type	Date Acquired	Rate of Interest	Book Value/Recorded Investment Excluding Accrued Interest	Unrealized Valuation Increase (Decrease)	Current Year's (Amortization)/ Accretion	Current Year's Other-Than-Temporary Impairment Recognized	Capitalized Deferred Interest and Other	Total Foreign Exchange Change in Book Value	Value of Land and Buildings	Date of Last Appraisal or Valuation
R2004955581		Dallas	TX		07/22/2021	3.000	275,689						306,322	06/15/2021
R2004955452		Forney	TX		07/22/2021	3.000	244,147						271,275	06/15/2021
R2004956374		Union City	GA		07/22/2021	3.000	211,632						235,147	06/23/2021
R2004957716		Anthem	AZ		05/25/2022	3.710	464,745						522,185	05/02/2022
R2004958747		Orlando	FL		12/21/2022	3.910	349,412						392,598	12/09/2022
R2004956253		McDonough	GA		07/22/2021	3.000	179,639						199,599	06/23/2021
R2004958169		Green Valley	AZ		08/17/2022	3.710	286,894						322,353	07/26/2022
R2004958315		Matthews	NC		09/14/2022	4.120	329,144						369,825	08/24/2022
R2004957987		La Porte	TX		07/07/2022	3.920	232,195						260,893	06/21/2022
R2004956842		Valrico	FL		03/02/2022	3.940	362,541						407,349	02/16/2022
R2004956400		Jacksonville	FL		11/02/2021	3.000	103,896						118,461	10/26/2021
R2004957790		Dallas	NC		06/08/2022	4.120	265,144						297,915	05/20/2022
R2004956434		Jacksonville	FL		11/02/2021	3.000	85,884						98,320	10/26/2021
R2004956244		McDonough	GA		07/22/2021	3.000	206,001						228,890	06/23/2021
R2004956656		Katy	TX		12/08/2021	3.920	218,950						246,011	11/29/2021
R2004956036		Jonesboro	GA		07/22/2021	3.000	213,016						236,685	06/23/2021
R2004956688		Memphis	TN		12/23/2021	4.660	255,781						287,394	12/14/2021
R2004958565		Jonesboro	GA		10/12/2022	4.200	240,569						270,302	09/30/2022
R2004957457		Gilbert	AZ		04/13/2022	3.710	475,999						534,830	04/04/2022
R2004956399		Jacksonville	FL		11/02/2021	3.000	111,131						126,551	10/26/2021
R2004956647		Fairburn	GA		12/08/2021	4.150	370,159						415,909	11/17/2021
R2004956065		Lawrenceville	GA		07/22/2021	3.000	337,759						375,288	06/23/2021
R2004956388		Denton	TX		11/02/2021	3.880	296,568						333,222	10/06/2021
R2004956665		Cordova	TN		12/23/2021	4.660	246,421						276,878	12/01/2021
R2004956156		Locust Grove	GA		07/22/2021	3.000	241,187						267,986	06/23/2021
R2004955510		Ennis	TX		07/22/2021	3.000	238,746						265,274	06/15/2021
R2004955554		Dallas	TX		07/22/2021	3.000	211,113						234,571	06/15/2021
R2004955862		Spring Hill	TN		07/22/2021	3.000	386,964						429,961	06/23/2021
R2004956214		McDonough	GA		07/22/2021	3.000	281,818						313,132	06/23/2021
R2004956527		Jacksonville	FL		11/02/2021	3.000	116,624						132,693	10/26/2021
R2004955777		Murfreesboro	TN		07/22/2021	3.000	295,480						328,312	06/23/2021
R2004956671		Blacklick	OH		12/23/2021	4.040	310,474						348,847	12/06/2021
R2004955913		Antioch	TN		07/22/2021	3.000	246,109						357,951	06/23/2021
R2004957003		Lawrenceville	GA		03/30/2022	4.150	340,471						382,552	03/08/2022
R2004955872		Locust Grove	GA		07/22/2021	3.000	248,553						276,171	06/23/2021
R2004958483		Bartow	FL		10/12/2022	4.300	220,101						247,304	09/27/2022
R2004956695		Glenn Heights	TX		12/23/2021	3.880	286,347						321,738	12/13/2021
R2004957193		Gilbert	AZ		03/30/2022	3.710	531,886						597,625	03/21/2022
R2004957990		Gibsonton	FL		07/07/2022	3.940	351,861						395,349	06/22/2022
R2004955570		Blue Mound	TX		07/22/2021	3.000	179,142						199,047	06/15/2021
R2004958487		McDonough	GA		10/12/2022	4.300	468,478						526,380	09/27/2022
R2004957901		Orlando	FL		07/07/2022	3.910	364,444						409,488	06/03/2022
R2004958424		Fort Worth	TX		10/12/2022	4.300	304,171						341,765	09/27/2022
R2004955722		Hermitage	TN		07/22/2021	3.000	371,895						413,217	06/23/2021
R2004956483		Jacksonville	FL		11/02/2021	3.000	115,656						131,611	10/26/2021
R2004957859		Goodlettsville	TN		07/07/2022	4.150	370,433						416,217	05/27/2022
R2004957544		Apache Junction	AZ		04/27/2022	3.710	377,504						424,162	04/08/2022
R2004955539		Fort Worth	TX		07/22/2021	3.000	238,662						265,181	06/15/2021
R2004955851		Smyrna	TN		07/22/2021	3.000	319,853						355,393	06/23/2021
R2004956105		Locust Grove	GA		07/22/2021	3.000	282,618						314,021	06/23/2021
R2004956125		Locust Grove	GA		07/22/2021	3.000	267,015						296,684	06/23/2021
R2004956022		Hampton	GA		07/22/2021	3.000	304,081						337,868	06/23/2021

ANNUAL STATEMENT FOR THE YEAR 2022 OF THE AMERICAN EQUITY INVESTMENT LIFE INSURANCE COMPANY

SCHEDULE B - PART 1

Showing All Mortgage Loans OWNED December 31 of Current Year

1	2	Location		5	6	7	8	Change in Book Value/Recorded Investment					14	15
		3	4					9	10	11	12	13		
Loan Number	Code	City	State	Loan Type	Date Acquired	Rate of Interest	Book Value/Recorded Investment Excluding Accrued Interest	Unrealized Valuation Increase (Decrease)	Current Year's (Amortization)/ Accretion	Current Year's Other-Than-Temporary Impairment Recognized	Capitalized Deferred Interest and Other	Total Foreign Exchange Change in Book Value	Value of Land and Buildings	Date of Last Appraisal or Valuation
R2004956481		Jacksonville	FL		11/02/2021	3.000	96,661						110,371	10/26/2021
R2004957661		Decatur	GA		05/11/2022	4.150	221,927						249,356	04/25/2022
R2004956061		Lawrenceville	GA		07/22/2021	3.000	262,359						291,511	06/23/2021
R2004956405		Jacksonville	FL		11/02/2021	3.000	146,014						165,557	10/26/2021
R2004958588		San Antonio	TX		10/12/2022	4.200	363,906						408,883	09/30/2022
R2004956037		Jonesboro	GA		07/22/2021	3.000	223,499						248,333	06/23/2021
R2004956443		Jacksonville	FL		11/02/2021	3.000	94,166						107,581	10/26/2021
R2004955627		Dallas	TX		07/22/2021	3.000	218,678						242,976	06/15/2021
R2004958174		Winder	GA		08/17/2022	4.150	294,205						330,567	07/27/2022
R2004955807		Murfreesboro	TN		07/22/2021	3.000	314,648						349,609	06/23/2021
R2004956720		Sun City	AZ		01/05/2022	3.710	372,682						418,744	12/28/2021
R2004958444		Sahuarita	AZ		10/12/2022	4.300	347,279						390,201	09/27/2022
R2004955671		Antioch	TN		07/22/2021	3.000	323,996						359,996	06/23/2021
R2004957698		Oakland	TN		05/25/2022	4.660	293,933						330,262	04/28/2022
R2004956629		Jacksonville	FL		11/02/2021	3.000	156,294						177,049	10/26/2021
R2004956689		Montgomery	TX		12/23/2021	3.920	251,833						282,958	12/06/2021
R2004958711		Orlando	FL		11/09/2022	4.300	310,278						348,627	10/27/2022
R2004958663		Zephyrhills	FL		10/12/2022	4.200	298,972						335,923	09/30/2022
R2004956268		McDonough	GA		07/22/2021	3.000	287,880						319,867	06/23/2021
R2004956468		Jacksonville	FL		11/02/2021	3.000	92,035						105,198	10/26/2021
R2004956175		Loganville	GA		07/22/2021	3.000	296,902						329,892	06/23/2021
R2004956090		Lithonia	GA		07/22/2021	3.000	230,013						255,571	06/23/2021
R2004956768		La Vergne	TN		02/02/2022	4.150	322,306						362,142	01/19/2022
R2004956416		Jacksonville	FL		11/02/2021	3.000	261,061						295,068	10/26/2021
R2004956566		Jacksonville	FL		11/02/2021	3.000	98,938						112,913	10/26/2021
R2004957241		San Antonio	TX		04/13/2022	3.750	336,169						377,718	03/23/2022
R2004956744		Arlington	TX		01/19/2022	3.880	259,697						291,794	01/04/2022
R2004957789		Duncanville	TX		06/08/2022	3.880	317,099						356,291	05/20/2022
R2004958676		Smyrna	TN		10/26/2022	4.150	314,264						353,106	10/11/2022
R2004958696		Argyle	TX		11/09/2022	3.880	342,807						385,176	10/19/2022
R2004956546		Jacksonville	FL		11/02/2021	3.000	92,445						105,653	10/26/2021
R2004957603		Phoenix	AZ		04/27/2022	3.710	481,035						540,489	04/11/2022
R2004956239		McDonough	GA		07/22/2021	3.000	196,888						218,765	06/23/2021
R2004957397		San Tan Valley	AZ		04/13/2022	3.710	434,340						488,022	04/01/2022
R2004958526		San Antonio	TX		10/12/2022	4.300	226,494						254,487	09/29/2022
R2004956366		Stone Mountain	GA		07/22/2021	3.000	272,665						302,962	06/23/2021
R2004955908		Conyers	GA		07/22/2021	3.000	191,461						212,735	06/23/2021
R2004957904		Conroe	TX		07/07/2022	3.920	253,019						284,291	06/06/2022
R2004955453		Duncanville	TX		07/22/2021	3.000	240,151						266,835	06/15/2021
R2004956569		Jacksonville	FL		11/02/2021	3.000	205,371						231,926	10/26/2021
R2004956243		McDonough	GA		07/22/2021	3.000	198,968						221,076	06/23/2021
R2004957340		Queen Creek	AZ		04/13/2022	3.710	383,740						431,168	03/28/2022
R2004957227		Peoria	AZ		03/30/2022	3.710	465,987						523,581	03/22/2022
R2004958730		Leesburg	FL		12/07/2022	3.910	257,887						289,761	11/09/2022
R2004956743		Saginaw	TX		01/19/2022	3.880	290,113						325,970	01/04/2022
R2004956039		Jonesboro	GA		07/22/2021	3.000	224,370						249,300	06/23/2021
R2004955606		Arlington	TX		07/22/2021	3.000	255,209						283,566	06/15/2021
R2004955564		Dallas	TX		07/22/2021	3.000	186,039						206,711	06/15/2021
R2004957775		Villa Rica	GA		06/08/2022	4.150	290,478						326,380	05/13/2022
R2004956477		Jacksonville	FL		11/02/2021	3.000	142,186						161,277	10/26/2021
R2004958379		Marysville	OH		10/12/2022	4.040	315,745						354,770	09/20/2022
R2004955640		Dallas	TX		07/22/2021	3.000	237,661						264,068	06/15/2021

ANNUAL STATEMENT FOR THE YEAR 2022 OF THE AMERICAN EQUITY INVESTMENT LIFE INSURANCE COMPANY

SCHEDULE B - PART 1

Showing All Mortgage Loans OWNED December 31 of Current Year

1	2	Location		5	6	7	8	Change in Book Value/Recorded Investment					14	15
		3	4					9	10	11	12	13		
Loan Number	Code	City	State	Loan Type	Date Acquired	Rate of Interest	Book Value/Recorded Investment Excluding Accrued Interest	Unrealized Valuation Increase (Decrease)	Current Year's (Amortization)/ Accretion	Current Year's Other-Than-Temporary Impairment Recognized	Capitalized Deferred Interest and Other	Total Foreign Exchange Change in Book Value	Value of Land and Buildings	Date of Last Appraisal or Valuation
R2004958540		Lawrenceville	GA		10/12/2022	4.300	267,360						300,404	09/29/2022
R2004957037		Riverview	FL		03/30/2022	3.940	325,649						365,898	03/11/2022
R2004955929		Covington	GA		07/22/2021	3.000	201,816						224,240	06/23/2021
R2004956424		Jacksonville	FL		11/02/2021	3.000	165,809						187,692	10/26/2021
R2004955633		Fort Worth	TX		07/22/2021	3.000	234,839						260,933	06/15/2021
R2004957991		Porter	TX		08/03/2022	3.920	234,409						263,381	06/22/2022
R2004955709		Hendersonville	TN		07/22/2021	3.000	385,023						427,804	06/23/2021
R2004958609		Davenport	FL		10/12/2022	4.200	287,222						322,721	09/30/2022
R2004956709		Spring	TX		01/05/2022	3.920	233,362						262,205	12/27/2021
R2004956174		Loganville	GA		07/22/2021	3.000	308,557						342,842	06/23/2021
R2004956398		Jacksonville	FL		11/02/2021	3.000	134,188						152,333	10/26/2021
R2004955779		Murfreesboro	TN		07/22/2021	3.000	286,770						318,634	06/23/2021
R2004957820		Gilbert	AZ		06/08/2022	3.710	521,739						586,224	05/20/2022
R2004958131		Orlando	FL		08/03/2022	3.910	371,796						417,748	07/15/2022
R2004955542		Fort Worth	TX		07/22/2021	3.000	235,342						261,492	06/15/2021
R2004955586		Arlington	TX		07/22/2021	3.000	261,654						290,727	06/15/2021
R2004956826		Fruitland Park	FL		03/02/2022	3.910	298,167						335,019	02/09/2022
R2004956143		Locust Grove	GA		07/22/2021	3.000	275,147						305,719	06/23/2021
R2004958303		Columbus	OH		09/14/2022	4.040	258,483						290,430	08/22/2022
R2004957423		Tucson	AZ		04/13/2022	3.710	304,987						342,682	04/05/2022
R2004955530		Waxahachie	TX		07/22/2021	3.000	319,337						354,819	06/15/2021
R2004957777		Valrico	FL		05/25/2022	3.940	339,752						381,744	05/12/2022
R2004956310		Riverdale	GA		07/22/2021	3.000	261,682						290,758	06/23/2021
R2004956835		Riverview	FL		03/02/2022	3.940	383,300						430,674	02/11/2022
R2004955914		Conyers	GA		07/22/2021	3.000	219,306						243,674	06/23/2021
R2004956319		Snellville	GA		07/22/2021	3.000	262,711						291,902	06/23/2021
R2004955960		Covington	GA		07/22/2021	3.000	153,867						170,964	06/23/2021
R2004958079		Bartlett	TN		08/03/2022	4.660	287,751						323,316	07/08/2022
R2004956959		Stockbridge	GA		03/30/2022	4.150	350,023						393,284	03/07/2022
R2004955735		La Vergne	TN		07/22/2021	3.000	293,673						326,304	06/23/2021
R2004958283		Covington	GA		09/14/2022	4.150	246,905						277,421	08/18/2022
R2004958459		Dallas	GA		10/12/2022	4.300	366,726						412,051	09/27/2022
R2004957963		Forney	TX		07/07/2022	3.880	327,397						367,862	06/17/2022
R2004956863		Phoenix	AZ		03/02/2022	3.710	461,228						518,234	02/23/2022
R2004957029		Arlington	TX		03/30/2022	3.880	331,023						371,936	03/10/2022
R2004956886		Monroe	NC		12/23/2021	4.120	327,734						368,240	12/09/2021
R2004958191		Newnan	GA		08/17/2022	4.150	376,475						423,006	07/29/2022
R2004955744		La Vergne	TN		07/22/2021	3.000	298,548						331,720	06/23/2021
R2004956052		Lawrenceville	GA		07/22/2021	3.000	328,661						365,179	06/23/2021
R2004955521		Terrell	TX		07/22/2021	3.000	229,589						255,099	06/15/2021
R2004956426		Jacksonville	FL		11/02/2021	3.000	87,248						99,845	10/26/2021
R2004956666		Spring	TX		12/23/2021	3.920	267,601						300,675	12/14/2021
R2004955685		Antioch	TN		07/22/2021	3.000	368,167						409,075	06/23/2021
R2004956096		Lithonia	GA		07/22/2021	3.000	227,623						252,915	06/23/2021
R2004956006		Fayetteville	GA		07/22/2021	3.000	228,201						253,557	06/23/2021
R2004956742		Mesquite	TX		01/19/2022	3.880	315,844						354,881	01/04/2022
R2004957194		Buckeye	AZ		03/30/2022	3.710	373,396						419,546	03/21/2022
R2004957810		San Antonio	TX		06/08/2022	3.750	358,735						403,073	05/18/2022
R2004958555		Winter Garden	FL		10/12/2022	4.300	603,666						678,276	09/29/2022
R2004957766		Acworth	GA		05/25/2022	4.150	321,464						361,196	05/11/2022
R2004956428		Jacksonville	FL		11/02/2021	3.000	242,180						273,868	10/26/2021
R2004956778		Antioch	TN		02/02/2022	4.150	363,939						408,920	01/25/2022

ANNUAL STATEMENT FOR THE YEAR 2022 OF THE AMERICAN EQUITY INVESTMENT LIFE INSURANCE COMPANY

SCHEDULE B - PART 1

Showing All Mortgage Loans OWNED December 31 of Current Year

1	2	Location		5	6	7	8	Change in Book Value/Recorded Investment					14	15
		3	4					9	10	11	12	13		
Loan Number	Code	City	State	Loan Type	Date Acquired	Rate of Interest	Book Value/Recorded Investment Excluding Accrued Interest	Unrealized Valuation Increase (Decrease)	Current Year's (Amortization)/ Accretion	Current Year's Other-Than-Temporary Impairment Recognized	Capitalized Deferred Interest and Other	Total Foreign Exchange Change in Book Value	Value of Land and Buildings	Date of Last Appraisal or Valuation
R2004956480		Jacksonville	FL		11/02/2021	3.000	141,906						160,964	10/26/2021
R2004956538		Jacksonville	FL		11/02/2021	3.000	159,228						180,329	10/26/2021
R2004957858		Smithfield	NC		07/07/2022	4.090	268,880						302,112	05/27/2022
R2004955827		Nashville	TN		07/22/2021	3.000	345,897						384,330	06/23/2021
R2004958277		Clermont	FL		08/31/2022	3.910	378,213						424,958	08/17/2022
R2004957066		Arlington	TX		03/30/2022	3.880	296,111						332,709	03/14/2022
R2004955713		Hendersonville	TN		07/22/2021	3.000	286,469						318,299	06/23/2021
R2004957801		Cordova	TN		06/08/2022	4.660	252,130						283,292	05/16/2022
R2004957192		Castle Rock	CO		03/30/2022	3.750	576,100						647,303	03/21/2022
R2004956487		Jacksonville	FL		11/02/2021	3.000	137,272						155,781	10/26/2021
R2004956555		Jacksonville	FL		11/02/2021	3.000	168,001						190,140	10/26/2021
R2004957019		Riverview	FL		03/30/2022	3.940	375,519						421,931	03/10/2022
R2004958637		San Antonio	TX		10/12/2022	4.200	282,287						317,176	09/30/2022
R2004957650		Goodyear	AZ		05/11/2022	3.710	421,142						473,193	04/20/2022
R2004956028		Hampton	GA		07/22/2021	3.000	304,725						338,584	06/23/2021
R2004955792		Murfreesboro	TN		07/22/2021	3.000	320,940						356,601	06/23/2021
R2004955934		Covington	GA		07/22/2021	3.000	223,481						248,313	06/23/2021
R2004956292		Powder Springs	GA		07/22/2021	3.000	249,825						277,584	06/23/2021
R2004956544		Jacksonville	FL		11/02/2021	3.000	136,377						154,778	10/26/2021
R2004955798		Murfreesboro	TN		07/22/2021	3.000	310,872						345,414	06/23/2021
R2004955651		Dallas	TX		07/22/2021	3.000	243,262						270,292	06/15/2021
R2004956641		Charlotte	NC		12/08/2021	4.120	320,319						359,909	11/15/2021
R2004955610		Arlington	TX		07/22/2021	3.000	263,709						293,011	06/15/2021
R2004956577		Jacksonville	FL		11/02/2021	3.000	122,790						139,585	10/26/2021
R2004955477		Fort Worth	TX		07/22/2021	3.000	240,347						267,053	06/15/2021
R2004957720		Covington	GA		05/25/2022	4.150	363,271						408,170	05/02/2022
R2004956455		Jacksonville	FL		11/02/2021	3.000	131,779						149,639	10/26/2021
R2004958034		Oakland	TN		08/03/2022	4.660	307,721						345,754	06/30/2022
R2004957785		Rosharon	TX		06/08/2022	3.920	279,304						313,825	05/17/2022
R2004958595		Gilbert	AZ		10/12/2022	4.200	572,441						643,192	09/30/2022
R2004956397		Jacksonville	FL		11/02/2021	3.000	153,115						173,497	10/26/2021
R2004958251		Kissimmee	FL		08/31/2022	3.910	360,068						404,571	08/11/2022
R2004955962		Covington	GA		07/22/2021	3.000	198,009						220,010	06/23/2021
R2004957957		Tavares	FL		07/07/2022	3.910	330,757						371,637	06/15/2022
R2004955620		Arlington	TX		07/22/2021	3.000	259,557						288,397	06/15/2021
R2004956760		Arlington	TX		02/02/2022	3.880	323,374						363,342	01/12/2022
R2004955691		Fairview	TN		07/22/2021	3.000	371,429						412,700	06/23/2021
R2004957226		San Antonio	TX		04/13/2022	3.750	311,165						349,624	03/22/2022
R2004956611		Jacksonville	FL		11/02/2021	3.000	116,865						132,960	10/26/2021
R2004956842		Texas City	TX		10/12/2022	4.200	254,634						286,106	09/30/2022
R2004956550		Jacksonville	FL		11/02/2021	3.000	142,656						161,799	10/26/2021
R2004956320		Snellville	GA		07/22/2021	3.000	274,825						305,362	06/23/2021
R2004957795		Charlotte	NC		06/08/2022	4.120	314,767						353,671	05/17/2022
R2004955574		Mansfield	TX		07/22/2021	3.000	339,710						377,456	06/15/2021
R2004958554		Jacksonville	FL		10/12/2022	4.300	234,000						262,921	09/29/2022
R2004957752		Tucson	AZ		05/25/2022	3.710	283,558						318,605	05/09/2022
R2004956121		Locust Grove	GA		07/22/2021	3.000	230,082						255,647	06/23/2021
R2004958093		Hampton	GA		08/03/2022	4.150	350,598						393,930	07/12/2022
R2004958127		Sorrento	FL		08/03/2022	3.910	354,010						397,764	07/15/2022
R2004955817		Nashville	TN		07/22/2021	3.000	246,782						274,203	06/23/2021
R2004956776		San Antonio	TX		02/02/2022	3.750	279,738						314,312	01/25/2022
R2004955598		Rowlett	TX		07/22/2021	3.000	259,938						288,820	06/15/2021

ANNUAL STATEMENT FOR THE YEAR 2022 OF THE AMERICAN EQUITY INVESTMENT LIFE INSURANCE COMPANY

SCHEDULE B - PART 1

Showing All Mortgage Loans OWNED December 31 of Current Year

1	2	Location		5	6	7	8	Change in Book Value/Recorded Investment					14	15
		3	4					9	10	11	12	13		
Loan Number	Code	City	State	Loan Type	Date Acquired	Rate of Interest	Book Value/Recorded Investment Excluding Accrued Interest	Unrealized Valuation Increase (Decrease)	Current Year's (Amortization)/ Accretion	Current Year's Other-Than-Temporary Impairment Recognized	Capitalized Deferred Interest and Other	Total Foreign Exchange Change in Book Value	Value of Land and Buildings	Date of Last Appraisal or Valuation
R2004956493		Jacksonville	FL		11/02/2021	3.000	221,117						249,536	10/26/2021
R2004956309		Riverdale	GA		07/22/2021	3.000	245,889						273,210	06/23/2021
R2004958236		Oakland	TN		08/31/2022	4.660	291,266						327,265	08/09/2022
R2004958584		Nashville	TN		10/12/2022	4.200	508,529						571,381	09/30/2022
R2004957068		Phoenix	AZ		03/30/2022	3.710	396,005						444,949	03/14/2022
R2004955922		Conyers	GA		07/22/2021	3.000	174,209						193,566	06/23/2021
R2004955938		Covington	GA		07/22/2021	3.000	242,442						269,381	06/23/2021
R2004955492		Fort Worth	TX		07/22/2021	3.000	233,128						259,032	06/15/2021
R2004955775		Murfreesboro	TN		07/22/2021	3.000	299,598						332,887	06/23/2021
R2004958124		Spring	TX		08/03/2022	3.920	274,284						308,184	07/15/2022
R2004955631		Fort Worth	TX		07/22/2021	3.000	247,680						275,200	06/15/2021
R2004956154		Locust Grove	GA		07/22/2021	3.000	263,046						292,274	06/23/2021
R2004956676		Gastonia	NC		12/23/2021	4.120	269,905						303,264	12/08/2021
R2004956528		Jacksonville	FL		11/02/2021	3.000	106,387						121,247	10/26/2021
R2004958415		Orange Park	FL		10/12/2022	4.300	275,976						310,085	09/27/2022
R2004956171		Loganville	GA		07/22/2021	3.000	238,712						265,236	06/23/2021
R2004956383		Villa Rica	GA		07/22/2021	3.000	306,819						340,911	06/23/2021
R2004956092		Lithonia	GA		07/22/2021	3.000	237,312						263,680	06/23/2021
R2004957968		Indianapolis	IN		07/07/2022	3.830	215,428						242,054	06/16/2022
R2004956325		Snellville	GA		07/22/2021	3.000	260,468						289,409	06/23/2021
R2004956539		Jacksonville	FL		11/02/2021	3.000	91,521						104,620	10/26/2021
R2004956149		Locust Grove	GA		07/22/2021	3.000	262,838						292,043	06/23/2021
R2004958404		Live Oak	TX		10/12/2022	4.300	247,807						278,435	09/27/2022
R2004955747		La Vergne	TN		07/22/2021	3.000	343,460						381,623	06/23/2021
R2004958667		Wesley Chapel	FL		10/12/2022	4.200	388,542						436,564	09/30/2022
R2004958381		Riverview	FL		10/12/2022	3.940	355,923						399,913	09/19/2022
R2004956680		Ruskin	FL		12/23/2021	3.940	277,510						311,809	12/14/2021
R2004956484		Jacksonville	FL		11/02/2021	3.000	139,674						158,467	10/26/2021
R2004956274		McDonough	GA		07/22/2021	3.000	287,210						319,123	06/23/2021
R2004956176		Loganville	GA		07/22/2021	3.000	307,609						341,788	06/23/2021
R2004955893		Austell	GA		07/22/2021	3.000	300,560						333,956	06/23/2021
R2004956337		Snellville	GA		07/22/2021	3.000	263,417						292,686	06/23/2021
R2004956113		Locust Grove	GA		07/22/2021	3.000	276,017						306,686	06/23/2021
R2004956667		Riverdale	GA		12/23/2021	4.150	264,250						296,910	12/13/2021
R2004958640		Rowlett	TX		10/12/2022	4.200	288,663						324,340	09/30/2022
R2004956338		Snellville	GA		07/22/2021	3.000	244,478						271,643	06/23/2021
R2004957165		Land O Lakes	FL		03/30/2022	3.940	393,166						441,759	03/18/2022
R2004958614		Deltona	FL		10/12/2022	4.200	306,570						344,460	09/30/2022
R2004958143		Valrico	FL		08/03/2022	3.940	397,634						446,780	07/20/2022
R2004956081		Lithonia	GA		07/22/2021	3.000	243,561						270,624	06/23/2021
R2004957646		Villa Rica	GA		05/11/2022	4.150	358,609						402,932	04/15/2022
R2004955891		Austell	GA		07/22/2021	3.000	261,484						290,538	06/23/2021
R2004956748		Watauga	TX		01/19/2022	3.880	250,690						281,674	01/04/2022
R2004955791		Murfreesboro	TN		07/22/2021	3.000	346,176						384,641	06/23/2021
R2004958519		Poinciana	FL		10/12/2022	3.910	306,563						344,453	09/28/2022
R2004956825		Glendale	AZ		03/02/2022	3.710	356,441						400,495	02/09/2022
R2004958510		Jacksonville	FL		10/12/2022	4.300	322,305						362,141	09/27/2022
R2004955537		Fort Worth	TX		07/22/2021	3.000	240,543						267,271	06/15/2021
R2004958511		Wimauma	FL		10/12/2022	4.300	310,306						348,658	09/27/2022
R2004955864		Spring Hill	TN		07/22/2021	3.000	349,581						388,424	06/23/2021
R2004955978		Decatur	GA		07/22/2021	3.000	234,663						260,737	06/23/2021
R2004955757		La Vergne	TN		07/22/2021	3.000	335,401						372,668	06/23/2021

ANNUAL STATEMENT FOR THE YEAR 2022 OF THE AMERICAN EQUITY INVESTMENT LIFE INSURANCE COMPANY

SCHEDULE B - PART 1

Showing All Mortgage Loans OWNED December 31 of Current Year

1	2	Location		5	6	7	8	Change in Book Value/Recorded Investment					14	15
		3	4					9	10	11	12	13		
Loan Number	Code	City	State	Loan Type	Date Acquired	Rate of Interest	Book Value/Recorded Investment Excluding Accrued Interest	Unrealized Valuation Increase (Decrease)	Current Year's (Amortization)/ Accretion	Current Year's Other-Than-Temporary Impairment Recognized	Capitalized Deferred Interest and Other	Total Foreign Exchange Change in Book Value	Value of Land and Buildings	Date of Last Appraisal or Valuation
R2004956823		Fort Worth	TX		03/02/2022	3.880	360,369						404,909	02/09/2022
R2004957647		Orlando	FL		05/11/2022	3.910	361,109						405,740	04/19/2022
R2004958050		Peoria	AZ		08/03/2022	3.710	486,827						546,997	07/01/2022
R2004958466		Deltona	FL		10/12/2022	4.300	326,934						367,341	09/27/2022
R2004956894		Zephyrhills	FL		03/16/2022	3.940	370,095						415,837	02/28/2022
R2004958652		Ocoee	FL		10/12/2022	4.200	376,927						423,513	09/30/2022
R2004958736		Winter Haven	FL		12/07/2022	4.200	302,501						339,889	11/17/2022
R2004955802		Murfreesboro	TN		07/22/2021	3.000	288,926						321,029	06/23/2021
R2004956370		Stone Mountain	GA		07/22/2021	3.000	237,262						263,625	06/23/2021
R2004956620		Jacksonville	FL		11/02/2021	3.000	132,913						150,904	10/26/2021
R2004958643		Winter Garden	FL		10/12/2022	4.200	478,432						537,565	09/30/2022
R2004958454		Snellville	GA		10/12/2022	4.300	284,860						320,068	09/27/2022
R2004955812		Nashville	TN		07/22/2021	3.000	586,139						651,266	06/23/2021
R2004958364		Adairsville	GA		10/12/2022	4.150	287,643						323,194	09/13/2022
R2004957815		Bartlett	TN		06/08/2022	4.660	262,640						295,100	05/20/2022
R2004956793		Charlotte	NC		02/16/2022	4.120	273,109						306,864	01/31/2022
R2004958726		Antioch	TN		11/09/2022	4.150	309,812						348,103	10/26/2022
R2004958634		Cibola	TX		10/12/2022	4.200	269,586						302,905	09/30/2022
R2004955854		smyrna	TN		07/22/2021	3.000	306,814						340,905	06/23/2021
R2004958439		ATLANTA	GA		10/12/2022	4.300	637,495						716,286	09/27/2022
R2004957671		Anthem	AZ		05/11/2022	3.710	500,984						562,903	04/18/2022
R2004955638		Fort Worth	TX		07/22/2021	3.000	248,640						276,267	06/15/2021
R2004956231		McDonough	GA		07/22/2021	3.000	231,818						257,576	06/23/2021
R2004955540		Fort Worth	TX		07/22/2021	3.000	239,587						266,208	06/15/2021
R2004957168		Eustis	FL		03/30/2022	3.910	311,933						350,486	03/18/2022
R2004957073		Villa Rica	GA		03/30/2022	4.150	292,447						328,592	03/14/2022
R2004956654		Schertz	TX		12/08/2021	3.750	300,808						337,987	11/23/2021
R2004958748		Memphis	TN		12/21/2022	4.660	239,552						269,159	12/02/2022
R2004955900		College Park	GA		07/22/2021	3.000	240,139						266,822	06/23/2021
R2004957198		Castle Rock	CO		03/30/2022	3.750	592,384						665,600	03/21/2022
R2004957534		Houston	TX		04/27/2022	3.920	322,646						362,524	04/08/2022
R2004957890		Memphis	TN		08/17/2022	4.660	301,431						338,686	05/31/2022
R2004957994		Fortville	IN		08/03/2022	3.830	309,722						348,002	06/24/2022
R2004955460		Anna	TX		07/22/2021	3.000	252,901						281,002	06/15/2021
R2004957952		Smyrna	TN		07/07/2022	4.150	380,202						427,193	06/14/2022
R2004958204		Spring Hill	FL		08/31/2022	3.940	413,059						464,111	08/01/2022
R2004956457		Jacksonville	FL		11/02/2021	3.000	160,270						181,497	10/26/2021
R2004957931		Charlotte	NC		07/07/2022	4.120	344,875						387,500	06/10/2022
R2004956033		Hampton	GA		07/22/2021	3.000	260,217						289,131	06/23/2021
R2004958134		Cordova	TN		08/03/2022	4.660	276,125						310,253	07/20/2022
R2004955661		Dallas	TX		07/22/2021	3.000	210,475						233,862	06/15/2021
R2004956916		Ruskin	FL		03/16/2022	3.940	380,358						427,369	02/28/2022
R2004956659		Decatur	GA		12/08/2021	4.150	306,700						344,607	11/29/2021
R2004957618		Missouri City	TX		05/11/2022	3.920	304,258						341,863	04/19/2022
R2004958703		Kingwood	TX		11/09/2022	4.300	261,275						293,568	10/27/2022
R2004955623		Arlington	TX		07/22/2021	3.000	250,850						278,723	06/15/2021
R2004956765		Riverview	FL		02/02/2022	3.940	412,955						463,994	01/18/2022
R2004955727		La Vergne	TN		07/22/2021	3.000	315,747						350,831	06/23/2021
R2004956249		McDonough	GA		07/22/2021	3.000	297,243						330,270	06/23/2021
R2004955941		Covington	GA		07/22/2021	3.000	222,159						246,844	06/23/2021
R2004958235		Charlotte	NC		08/31/2022	4.120	244,745						274,994	08/09/2022
R2004958355		Apopka	FL		09/28/2022	3.910	270,289						303,695	09/07/2022

ANNUAL STATEMENT FOR THE YEAR 2022 OF THE AMERICAN EQUITY INVESTMENT LIFE INSURANCE COMPANY

SCHEDULE B - PART 1

Showing All Mortgage Loans OWNED December 31 of Current Year

1	2	Location		5	6	7	8	Change in Book Value/Recorded Investment					14	15
		3	4					9	10	11	12	13		
Loan Number	Code	City	State	Loan Type	Date Acquired	Rate of Interest	Book Value/Recorded Investment Excluding Accrued Interest	Unrealized Valuation Increase (Decrease)	Current Year's (Amortization)/ Accretion	Current Year's Other-Than-Temporary Impairment Recognized	Capitalized Deferred Interest and Other	Total Foreign Exchange Change in Book Value	Value of Land and Buildings	Date of Last Appraisal or Valuation
R2004956588		Jacksonville	FL		11/02/2021	3.000	128,363						145,817	10/26/2021
R2004957735		Murfreesboro	TN		05/25/2022	4.150	349,483						392,677	05/05/2022
R2004956027		Hampton	GA		07/22/2021	3.000	305,135						339,039	06/23/2021
R2004955845		Smyrna	TN		07/22/2021	3.000	292,795						325,328	06/23/2021
R2004957267		Tucson	AZ		04/13/2022	3.710	310,520						348,899	03/25/2022
R2004958403		Spring Hill	TN		10/12/2022	4.300	451,058						506,807	09/27/2022
R2004955644		Fort Worth	TX		07/22/2021	3.000	249,883						277,648	06/15/2021
R2004956241		McDonough	GA		07/22/2021	3.000	198,534						220,594	06/23/2021
R2004956114		Locust Grove	GA		07/22/2021	3.000	271,596						301,774	06/23/2021
R2004957982		Memphis	TN		07/07/2022	4.660	264,413						297,093	06/21/2022
R2004956429		Jacksonville	FL		11/02/2021	3.000	133,629						151,982	10/26/2021
R2004956661		Arlington	TX		12/08/2021	3.880	257,857						289,727	11/22/2021
R2004958043		Mesa	AZ		08/03/2022	3.710	439,001						493,260	07/05/2022
R2004957653		Ruskin	FL		05/11/2022	3.940	325,275						365,477	04/21/2022
R2004956007		Grayson	GA		07/22/2021	3.000	324,637						360,708	06/23/2021
R2004956491		Jacksonville	FL		11/02/2021	3.000	171,360						193,898	10/26/2021
R2004957124		Humble	TX		03/30/2022	3.920	268,116						301,254	03/17/2022
R2004955963		Covington	GA		07/22/2021	3.000	182,081						202,313	06/23/2021
R2004956140		Locust Grove	GA		07/22/2021	3.000	245,039						272,266	06/23/2021
R2004957123		Pinehurst	TX		03/30/2022	3.920	257,345						289,152	03/17/2022
R2004955487		Balch Springs	TX		07/22/2021	3.000	205,101						227,891	06/15/2021
R2004958520		Wesley Chapel	FL		10/12/2022	3.940	322,278						362,110	09/23/2022
R2004957167		Fruitland Park	FL		03/30/2022	3.910	316,922						356,092	03/18/2022
R2004956777		Douglasville	GA		02/02/2022	4.150	268,261						301,417	01/25/2022
R2004955583		Fort Worth	TX		07/22/2021	3.000	198,261						220,291	06/15/2021
R2004956086		Lithonia	GA		07/22/2021	3.000	221,874						246,527	06/23/2021
R2004956642		Lake Mary	FL		12/08/2021	3.910	341,579						383,797	11/15/2021
R2004957825		Memphis	TN		06/08/2022	4.660	301,542						338,811	05/19/2022
R2004958390		Phoenix	AZ		10/12/2022	3.710	371,652						417,587	09/23/2022
R2004957697		Charlotte	NC		05/11/2022	4.120	367,189						412,572	04/28/2022
R2004956553		Jacksonville	FL		11/02/2021	3.000	155,887						176,593	10/26/2021
R2004958374		Villa Rica	GA		10/12/2022	4.150	297,886						334,703	09/16/2022
R2004958167		La Vergne	TN		08/17/2022	4.150	366,581						411,889	07/25/2022
R2004955839		Smyrna	TN		07/22/2021	3.000	381,122						423,470	06/23/2021
R2004958657		Jacksonville	FL		10/12/2022	4.200	271,265						304,792	09/30/2022
R2004956235		McDonough	GA		07/22/2021	3.000	196,128						217,921	06/23/2021
R2004958353		Leesburg	FL		09/28/2022	3.910	374,152						420,396	09/08/2022
R2004956942		Mesa	AZ		03/16/2022	3.710	446,730						501,944	03/03/2022
R2004957836		New Braunfels	TX		06/08/2022	3.750	309,029						347,224	05/25/2022
R2004955702		Goodlettsville	TN		07/22/2021	3.000	383,023						425,582	06/23/2021
R2004955686		Antioch	TN		07/22/2021	3.000	306,934						341,038	06/23/2021
R2004955599		Mansfield	TX		07/22/2021	3.000	227,956						253,285	06/15/2021
R2004955939		Covington	GA		07/22/2021	3.000	231,858						257,621	06/23/2021
R2004958365		Lakeland	FL		10/12/2022	3.940	330,783						371,666	09/21/2022
R2004958739		Newnan	GA		12/07/2022	4.200	352,023						395,531	11/17/2022
R2004958505		BUCKEYE	AZ		10/12/2022	4.300	340,598						382,694	09/27/2022
R2004958331		Memphis	TN		09/28/2022	4.660	244,955						275,230	09/01/2022
R2004958268		Atlanta	GA		08/31/2022	4.150	346,036						388,805	08/15/2022
R2004956449		Orange Park	FL		11/02/2021	3.000	157,978						178,935	10/26/2021
R2004957710		New Port Richey	FL		05/25/2022	3.940	387,406						435,288	05/02/2022
R2004956147		Locust Grove	GA		07/22/2021	3.000	267,952						297,725	06/23/2021
R2004958461		Porter	TX		10/12/2022	4.300	304,485						342,118	09/27/2022

ANNUAL STATEMENT FOR THE YEAR 2022 OF THE AMERICAN EQUITY INVESTMENT LIFE INSURANCE COMPANY

SCHEDULE B - PART 1

Showing All Mortgage Loans OWNED December 31 of Current Year

1	2	Location		5	6	7	8	Change in Book Value/Recorded Investment					14	15
		3	4					9	10	11	12	13		
Loan Number	Code	City	State	Loan Type	Date Acquired	Rate of Interest	Book Value/Recorded Investment Excluding Accrued Interest	Unrealized Valuation Increase (Decrease)	Current Year's (Amortization)/ Accretion	Current Year's Other-Than-Temporary Impairment Recognized	Capitalized Deferred Interest and Other	Total Foreign Exchange Change in Book Value	Value of Land and Buildings	Date of Last Appraisal or Valuation
R2004956060		Lawrenceville	GA		07/22/2021	3.000	299,853						333,171	06/23/2021
R2004956664		Antioch	TN		12/08/2021	4.150	341,279						383,459	11/30/2021
R2004958389		Casselberry	FL		10/12/2022	3.910	365,086						410,209	09/23/2022
R2004956519		Jacksonville	FL		11/02/2021	3.000	104,285						118,896	10/26/2021
R2004956308		Riverdale	GA		07/22/2021	3.000	243,270						270,301	06/23/2021
R2004957679		Mesquite	TX		05/11/2022	3.880	330,430						371,270	04/22/2022
R2004957606		Canal Winchester	OH		04/27/2022	4.040	344,216						386,759	04/11/2022
R2004956026		Hampton	GA		07/22/2021	3.000	304,812						338,680	06/23/2021
R2004958314		Deland	FL		09/14/2022	3.910	283,177						318,176	08/24/2022
R2004955568		Mesquite	TX		07/22/2021	3.000	220,253						244,726	06/15/2021
R2004958576		Raleigh	NC		10/12/2022	4.200	303,769						341,314	09/30/2022
R2004955995		Ellenwood	GA		07/22/2021	3.000	230,026						255,585	06/23/2021
R2004956632		Jacksonville	FL		11/02/2021	3.000	153,674						174,119	10/26/2021
R2004956184		Hampton	GA		07/22/2021	3.000	215,127						239,030	06/23/2021
R2004956476		Jacksonville	FL		11/02/2021	3.000	142,788						161,950	10/26/2021
R2004956035		Jonesboro	GA		07/22/2021	3.000	200,900						223,223	06/23/2021
R2004958693		Riverview	FL		11/09/2022	3.940	340,915						383,050	10/18/2022
R2004957925		San Antonio	TX		07/07/2022	3.750	327,718						368,222	06/08/2022
R2004957637		Orlando	FL		04/27/2022	3.910	381,090						428,191	04/14/2022
R2004955965		Covington	GA		07/22/2021	3.000	269,588						299,543	06/23/2021
R2004958393		Cordova	TN		10/12/2022	4.660	333,387						374,592	09/26/2022
R2004956644		Cartersville	GA		12/08/2021	4.150	302,778						340,200	11/15/2021
R2004958530		San Antonio	TX		10/12/2022	4.300	220,295						247,522	09/29/2022
R2004956692		Crowley	TX		12/23/2021	3.880	307,964						346,027	12/13/2021
R2004958224		Murfreesboro	TN		08/31/2022	4.150	366,962						412,317	08/04/2022
R2004955925		Conyers	GA		07/22/2021	3.000	206,730						229,701	06/23/2021
R2004958536		Pendleton	IN		10/12/2022	4.300	248,441						279,147	09/29/2022
R2004958126		Land O Lakes	FL		08/03/2022	3.940	356,935						401,051	07/15/2022
R2004957985		Ruskin	FL		07/07/2022	3.940	364,644						409,712	06/21/2022
R2004956099		Lithonia	GA		07/22/2021	3.000	220,379						244,866	06/23/2021
R2004957521		Gilbert	AZ		05/11/2022	3.710	512,658						576,020	04/20/2022
R2004956119		Locust Grove	GA		07/22/2021	3.000	275,267						305,853	06/23/2021
R2004955584		Arlington	TX		07/22/2021	3.000	260,586						289,518	06/15/2021
R2004957682		Phoenix	AZ		05/11/2022	3.710	484,421						544,293	04/25/2022
R2004957402		Kissimmee	FL		04/13/2022	3.910	286,763						322,206	03/31/2022
R2004957740		Porter	TX		05/25/2022	3.920	325,183						365,374	05/09/2022
R2004956727		Anna	TX		01/05/2022	3.880	289,890						325,719	12/27/2021
R2004958006		Kennesaw	GA		08/03/2022	4.150	286,742						322,182	06/27/2022
R2004956631		Jacksonville	FL		11/02/2021	3.000	130,540						148,250	10/26/2021
R2004955524		Mesquite	TX		07/22/2021	3.000	274,511						305,013	06/15/2021
R2004956344		Stockbridge	GA		07/22/2021	3.000	175,670						195,189	06/23/2021
R2004956771		Ruskin	FL		02/02/2022	3.940	361,834						406,555	01/20/2022
R2004956583		Jacksonville	FL		11/02/2021	3.000	148,941						168,826	10/26/2021
R2004956448		Jacksonville	FL		11/02/2021	3.000	173,815						196,643	10/26/2021
R2004956497		Jacksonville	FL		11/02/2021	3.000	132,483						150,427	10/26/2021
R2004958490		Marana	AZ		10/12/2022	4.300	328,304						368,881	09/27/2022
R2004955607		Arlington	TX		07/22/2021	3.000	252,662						280,736	06/15/2021
R2004958484		El Mirage	AZ		10/12/2022	4.300	404,645						454,658	09/27/2022
R2004955943		Covington	GA		07/22/2021	3.000	226,248						251,387	06/23/2021
R2004956361		Stone Mountain	GA		07/22/2021	3.000	266,606						296,229	06/23/2021
R2004956529		Jacksonville	FL		11/02/2021	3.000	116,961						133,070	10/26/2021
R2004956446		Jacksonville	FL		11/02/2021	3.000	185,697						209,930	10/26/2021

ANNUAL STATEMENT FOR THE YEAR 2022 OF THE AMERICAN EQUITY INVESTMENT LIFE INSURANCE COMPANY

SCHEDULE B - PART 1

Showing All Mortgage Loans OWNED December 31 of Current Year

1	2	Location		5	6	7	8	Change in Book Value/Recorded Investment					14	15
		3	4					9	10	11	12	13		
Loan Number	Code	City	State	Loan Type	Date Acquired	Rate of Interest	Book Value/Recorded Investment Excluding Accrued Interest	Unrealized Valuation Increase (Decrease)	Current Year's (Amortization)/ Accretion	Current Year's Other-Than-Temporary Impairment Recognized	Capitalized Deferred Interest and Other	Total Foreign Exchange Change in Book Value	Value of Land and Buildings	Date of Last Appraisal or Valuation
R2004957885		San Tan Valley	AZ		07/07/2022	3.710	377,987						424,704	06/01/2022
R2004956867		Goodyear	AZ		03/02/2022	3.710	377,971						424,687	02/23/2022
R2004957920		Ruskin	FL		07/07/2022	3.940	385,542						433,193	06/07/2022
R2004956773		Jonesboro	GA		02/02/2022	4.150	307,988						346,054	01/24/2022
R2004958551		Jacksonville	FL		10/12/2022	4.300	260,368						292,549	09/29/2022
R2004956770		Villa Rica	GA		02/02/2022	4.150	251,357						282,424	01/21/2022
R2004955840		Smyrna	TN		07/22/2021	3.000	361,213						401,348	06/23/2021
R2004955784		Murfreesboro	TN		07/22/2021	3.000	313,181						347,979	06/23/2021
R2004955587		Mesquite	TX		07/22/2021	3.000	244,000						271,112	06/15/2021
R2004956690		Charlotte	NC		12/23/2021	4.120	334,163						375,464	12/10/2021
R2004956565		Jacksonville	FL		11/02/2021	3.000	178,680						202,080	10/26/2021
R2004958659		Orange Park	FL		10/12/2022	4.200	228,873						257,161	09/30/2022
R2004957779		Sun City Center	FL		05/25/2022	3.940	404,475						454,466	05/13/2022
R2004956819		Knightdale	NC		02/16/2022	4.090	306,893						344,824	02/08/2022
R2004955558		Rowlett	TX		07/22/2021	3.000	293,256						325,841	06/15/2021
R2004956482		Jacksonville	FL		11/02/2021	3.000	174,350						197,242	10/26/2021
R2004958033		Murfreesboro	TN		08/03/2022	4.150	367,702						413,148	06/30/2022
R2004958506		Katy	TX		10/12/2022	4.300	346,433						389,251	09/27/2022
R2004957655		Midland	NC		05/11/2022	4.120	352,836						396,445	04/22/2022
R2004958081		Lawrenceville	GA		08/03/2022	4.150	275,394						309,432	07/08/2022
R2004957010		Lawrenceville	GA		03/30/2022	4.150	347,938						390,942	03/09/2022
R2004955945		Covington	GA		07/22/2021	3.000	223,307						248,119	06/23/2021
R2004957900		Southaven	MS		07/07/2022	4.660	311,823						350,363	06/03/2022
R2004958670		Minneapolis	FL		10/12/2022	4.200	393,172						441,766	09/30/2022
R2004956786		Canton	GA		02/16/2022	4.150	350,482						393,800	01/28/2022
R2004956715		Fuquay Varina	NC		01/05/2022	4.090	348,682						391,778	12/22/2021
R2004955708		Hendersonville	TN		07/22/2021	3.000	330,397						367,108	06/23/2021
R2004956837		Arlington	TN		03/02/2022	4.660	315,625						354,635	02/14/2022
R2004955705		Hendersonville	TN		07/22/2021	3.000	298,463						331,626	06/23/2021
R2004956349		Stockbridge	GA		07/22/2021	3.000	210,556						233,952	06/23/2021
R2004956236		McDonough	GA		07/22/2021	3.000	206,706						229,674	06/23/2021
R2004958563		Winder	GA		10/12/2022	4.200	323,491						363,473	09/30/2022
R2004956317		Snellville	GA		07/22/2021	3.000	309,147						343,497	06/23/2021
R2004957628		Raleigh	NC		05/11/2022	4.090	314,131						352,956	04/18/2022
R2004955809		Nashville	TN		07/22/2021	3.000	246,304						273,672	06/23/2021
R2004958279		Davenport	FL		09/14/2022	3.910	365,407						410,570	08/17/2022
R2004958382		Temple	GA		10/12/2022	4.150	264,043						296,678	09/21/2022
R2004955800		Murfreesboro	TN		07/22/2021	3.000	385,766						428,629	06/23/2021
R2004956139		Locust Grove	GA		07/22/2021	3.000	247,552						275,058	06/23/2021
R2004956048		Jonesboro	GA		07/22/2021	3.000	228,024						253,360	06/23/2021
R2004955600		Rowlett	TX		07/22/2021	3.000	280,103						311,226	06/15/2021
R2004955478		Burleson	TX		07/22/2021	3.000	238,026						264,474	06/15/2021
R2004956185		Hampton	GA		07/22/2021	3.000	214,434						238,260	06/23/2021
R2004958265		Conroe	TX		08/31/2022	3.920	252,741						283,979	08/15/2022
R2004958582		La Vergne	TN		10/12/2022	4.200	240,784						270,544	09/30/2022
R2004957355		Tolleson	AZ		04/13/2022	3.710	358,505						402,815	03/29/2022
R2004957816		Peachtree City	GA		06/08/2022	4.150	319,166						358,614	05/20/2022
R2004955770		Mount Juliet	TN		07/22/2021	3.000	357,234						396,927	06/23/2021
R2004958731		Marysville	OH		12/07/2022	4.040	299,675						336,713	11/09/2022
R2004955983		Douglasville	GA		07/22/2021	3.000	233,228						259,143	06/23/2021
R2004955454		Dallas	TX		07/22/2021	3.000	192,420						213,801	06/15/2021
R2004956021		Hampton	GA		07/22/2021	3.000	303,070						336,745	06/23/2021

ANNUAL STATEMENT FOR THE YEAR 2022 OF THE AMERICAN EQUITY INVESTMENT LIFE INSURANCE COMPANY

SCHEDULE B - PART 1

Showing All Mortgage Loans OWNED December 31 of Current Year

1	2	Location		5	6	7	8	Change in Book Value/Recorded Investment					14	15
		3	4					9	10	11	12	13		
Loan Number	Code	City	State	Loan Type	Date Acquired	Rate of Interest	Book Value/Recorded Investment Excluding Accrued Interest	Unrealized Valuation Increase (Decrease)	Current Year's (Amortization)/ Accretion	Current Year's Other-Than-Temporary Impairment Recognized	Capitalized Deferred Interest and Other	Total Foreign Exchange Change in Book Value	Value of Land and Buildings	Date of Last Appraisal or Valuation
R2004956167		Locust Grove	GA		07/22/2021	3.000	270,660						300,734	06/23/2021
R2004955522		Irving	TX		07/22/2021	3.000	277,577						308,419	06/15/2021
R2004955808		Nashville	TN		07/22/2021	3.000	336,470						373,856	06/23/2021
R2004956250		McDonough	GA		07/22/2021	3.000	177,290						196,989	06/23/2021
R2004958648		Orlando	FL		10/12/2022	4.200	331,616						372,602	09/30/2022
R2004955677		Antioch	TN		07/22/2021	3.000	359,425						399,362	06/23/2021
R2004958027		Ruskin	FL		08/03/2022	3.940	371,502						417,418	06/30/2022
R2004956199		Marietta	GA		07/22/2021	3.000	392,247						435,831	06/23/2021
R2004958561		Newnan	GA		10/12/2022	4.200	285,911						321,248	09/30/2022
R2004956407		Orange Park	FL		11/02/2021	3.000	182,910						206,814	10/26/2021
R2004958624		Dallas	TX		10/12/2022	4.200	416,524						468,005	09/30/2022
R2004958049		Mesa	AZ		08/03/2022	3.710	442,100						496,742	07/01/2022
R2004955774		Murfreesboro	TN		07/22/2021	3.000	473,966						526,630	06/23/2021
R2004956574		Jacksonville	FL		11/02/2021	3.000	172,357						195,010	10/26/2021
R2004957078		Maricopa	AZ		03/30/2022	3.710	359,827						404,300	03/15/2022
R2004955697		Gallatin	TN		07/22/2021	3.000	232,195						257,995	06/23/2021
R2004957636		Humble	TX		04/27/2022	3.920	336,070						377,607	04/14/2022
R2004955957		Covington	GA		07/22/2021	3.000	153,422						170,469	06/23/2021
R2004958496		Celina	TX		10/12/2022	4.300	604,631						679,360	09/27/2022
R2004957909		Gilbert	AZ		07/07/2022	3.710	466,317						523,952	06/06/2022
R2004955715		Hermitage	TN		07/22/2021	3.000	374,453						416,060	06/23/2021
R2004956706		Stafford	TX		01/05/2022	3.920	299,451						336,462	12/17/2021
R2004957501		Glendale	AZ		04/27/2022	3.710	471,361						529,619	04/06/2022
R2004957687		Sun City Center	FL		05/11/2022	3.940	342,950						385,337	04/27/2022
R2004958405		Phoenix	AZ		10/12/2022	4.300	418,772						470,531	09/27/2022
R2004956410		Jacksonville	FL		11/02/2021	3.000	149,315						169,248	10/26/2021
R2004956830		Memphis	TN		03/02/2022	4.660	268,198						301,346	02/10/2022
R2004957229		Goodyear	AZ		03/30/2022	3.710	392,897						441,457	03/22/2022
R2004958706		Powell	OH		11/09/2022	4.300	468,553						526,464	10/27/2022
R2004957970		Olive Branch	MS		07/07/2022	4.660	337,513						379,228	06/17/2022
R2004958743		Riverview	FL		12/07/2022	4.200	384,474						431,993	11/17/2022
R2004957608		Magnolia	TX		04/27/2022	3.920	332,504						373,600	04/11/2022
R2004957803		Sun City Center	FL		06/08/2022	3.940	330,775						371,657	05/17/2022
R2004956525		Jacksonville	FL		11/02/2021	3.000	161,643						183,033	10/26/2021
R2004956084		Lithonia	GA		07/22/2021	3.000	228,764						254,183	06/23/2021
R2004958004		Riverview	FL		08/03/2022	3.940	389,997						438,199	06/23/2022
R2004957500		Cordova	TN		04/27/2022	4.660	285,298						320,559	04/06/2022
R2004956315		Snellville	GA		07/22/2021	3.000	296,625						329,584	06/23/2021
R2004955883		Atlanta	GA		07/22/2021	3.000	210,384						233,761	06/23/2021
R2004956288		Powder Springs	GA		07/22/2021	3.000	193,558						215,065	06/23/2021
R2004957474		Forest Hill	TX		04/13/2022	3.880	259,655						291,747	04/04/2022
R2004956186		Hampton	GA		07/22/2021	3.000	217,444						241,605	06/23/2021
R2004956047		Jonesboro	GA		07/22/2021	3.000	241,932						268,814	06/23/2021
R2004955841		Smyrna	TN		07/22/2021	3.000	280,641						311,824	06/23/2021
R2004956218		McDonough	GA		07/22/2021	3.000	200,233						222,482	06/23/2021
R2004956456		Jacksonville	FL		11/02/2021	3.000	173,032						195,768	10/26/2021
R2004956291		Powder Springs	GA		07/22/2021	3.000	240,733						267,482	06/23/2021
R2004955729		La Vergne	TN		07/22/2021	3.000	272,521						302,802	06/23/2021
R2004956442		Jacksonville	FL		11/02/2021	3.000	97,904						111,761	10/26/2021
R2004956170		Loganville	GA		07/22/2021	3.000	257,514						286,127	06/23/2021
R2004956854		Dallas	TX		03/02/2022	3.880	339,914						381,926	02/18/2022
R2004955552		Waxahachie	TX		07/22/2021	3.000	285,567						317,297	06/15/2021

ANNUAL STATEMENT FOR THE YEAR 2022 OF THE AMERICAN EQUITY INVESTMENT LIFE INSURANCE COMPANY

SCHEDULE B - PART 1

Showing All Mortgage Loans OWNED December 31 of Current Year

1	2	Location		5	6	7	8	Change in Book Value/Recorded Investment					14	15
		3	4					9	10	11	12	13		
Loan Number	Code	City	State	Loan Type	Date Acquired	Rate of Interest	Book Value/Recorded Investment Excluding Accrued Interest	Unrealized Valuation Increase (Decrease)	Current Year's (Amortization)/ Accretion	Current Year's Other-Than-Temporary Impairment Recognized	Capitalized Deferred Interest and Other	Total Foreign Exchange Change in Book Value	Value of Land and Buildings	Date of Last Appraisal or Valuation
R2004957641		Apache Junction	AZ		04/27/2022	3.710	420,848						472,863	04/15/2022
R2004955860		Spring Hill	TN		07/22/2021	3.000	240,991						267,768	06/23/2021
R2004955467		Mesquite	TX		07/22/2021	3.000	234,342						260,380	06/15/2021
R2004956104		Locust Grove	GA		07/22/2021	3.000	241,574						268,416	06/23/2021
R2004955664		Goodlettsville	TN		07/22/2021	3.000	400,575						445,084	06/23/2021
R2004956699		Houston	TX		01/05/2022	3.920	286,762						322,204	12/15/2021
R2004955509		Terrell	TX		07/22/2021	3.000	234,891						260,991	06/15/2021
R2004957488		Phoenix	AZ		04/13/2022	3.710	416,717						468,221	04/04/2022
R2004955928		Covington	GA		07/22/2021	3.000	228,946						254,385	06/23/2021
R2004956805		New Port Richey	FL		02/16/2022	3.940	351,093						394,487	02/03/2022
R2004956612		Jacksonville	FL		11/02/2021	3.000	118,846						135,175	10/26/2021
R2004958647		Aubrey	TX		10/12/2022	4.200	366,038						411,278	09/30/2022
R2004958478		Fulshear	TX		10/12/2022	4.300	526,453						591,521	09/27/2022
R2004956840		Zephyrhills	FL		03/02/2022	3.940	310,881						349,305	02/15/2022
R2004956204		McDonough	GA		07/22/2021	3.000	228,825						254,250	06/23/2021
R2004958413		Peoria	AZ		10/12/2022	4.300	337,870						379,629	09/27/2022
R2004957850		Bacliff	TX		07/07/2022	3.920	232,401						261,125	05/26/2022
R2004957903		Lancaster	TX		07/07/2022	3.880	302,574						339,971	06/06/2022
R2004958176		Valrico	FL		08/17/2022	3.940	326,388						366,728	07/27/2022
R2004955538		Fort Worth	TX		07/22/2021	3.000	241,299						268,110	06/15/2021
R2004956738		Spring Hill	FL		01/19/2022	3.940	333,429						374,638	01/03/2022
R2004956912		Minneola	FL		03/16/2022	3.910	370,414						416,195	03/01/2022
R2004956098		Lithonia	GA		07/22/2021	3.000	214,121						237,913	06/23/2021
R2004957345		Dover	FL		04/13/2022	3.940	387,720						435,640	03/28/2022
R2004955832		Nashville	TN		07/22/2021	3.000	465,588						517,321	06/23/2021
R2004958059		Chandler	AZ		08/03/2022	3.710	445,512						500,574	07/05/2022
R2004955645		Mansfield	TX		07/22/2021	3.000	268,098						297,887	06/15/2021
R2004955643		Fort Worth	TX		07/22/2021	3.000	246,888						274,321	06/15/2021
R2004957729		Eustis	FL		05/25/2022	3.910	340,421						382,495	05/05/2022
R2004957515		Tomball	TX		04/27/2022	3.920	316,449						355,561	04/07/2022
R2004956509		Jacksonville	FL		11/02/2021	3.000	169,750						192,098	10/26/2021
R2004956766		Apopka	FL		02/02/2022	3.910	389,676						437,838	01/14/2022
R2004955888		Austell	GA		07/22/2021	3.000	225,667						250,742	06/23/2021
R2004956387		Princeton	TX		11/02/2021	3.880	277,733						312,059	10/04/2021
R2004955710		Hendersonville	TN		07/22/2021	3.000	342,370						380,412	06/23/2021
R2004955749		La Vergne	TN		07/22/2021	3.000	297,804						330,894	06/23/2021
R2004958443		Locust Grove	GA		10/12/2022	4.300	253,099						284,381	09/27/2022
R2004958713		Ellenwood	GA		11/09/2022	4.300	321,713						361,476	10/27/2022
R2004956790		Braseltton	GA		02/16/2022	4.150	346,474						389,297	01/31/2022
R2004955597		Waxahachie	TX		07/22/2021	3.000	248,616						276,241	06/15/2021
R2004958071		Sorrento	FL		08/03/2022	3.910	350,323						393,621	07/06/2022
R2004956403		Jacksonville	FL		11/02/2021	3.000	118,647						134,955	10/26/2021
R2004957812		Covington	GA		06/08/2022	4.150	302,279						339,639	05/19/2022
R2004955994		Ellenwood	GA		07/22/2021	3.000	184,122						204,581	06/23/2021
R2004956408		Jacksonville	FL		11/02/2021	3.000	139,877						158,694	10/26/2021
R2004956055		Lawrenceville	GA		07/22/2021	3.000	328,803						365,337	06/23/2021
R2004957763		Hampton	GA		06/08/2022	4.150	367,728						413,178	05/12/2022
R2004956729		Concord	NC		01/19/2022	4.120	251,898						283,032	12/29/2021
R2004956376		Union City	GA		07/22/2021	3.000	211,784						235,316	06/23/2021
R2004956735		McCordsville	IN		01/19/2022	3.830	249,263						280,071	12/30/2021
R2004957675		Ruskin	FL		05/11/2022	3.940	394,564						443,330	04/19/2022
R2004957972		Buckeye	AZ		07/07/2022	3.710	392,736						441,276	06/17/2022

ANNUAL STATEMENT FOR THE YEAR 2022 OF THE AMERICAN EQUITY INVESTMENT LIFE INSURANCE COMPANY

SCHEDULE B - PART 1

Showing All Mortgage Loans OWNED December 31 of Current Year

1	2	Location		5	6	7	8	Change in Book Value/Recorded Investment					14	15
		3	4					9	10	11	12	13		
Loan Number	Code	City	State	Loan Type	Date Acquired	Rate of Interest	Book Value/Recorded Investment Excluding Accrued Interest	Unrealized Valuation Increase (Decrease)	Current Year's (Amortization)/ Accretion	Current Year's Other-Than-Temporary Impairment Recognized	Capitalized Deferred Interest and Other	Total Foreign Exchange Change in Book Value	Value of Land and Buildings	Date of Last Appraisal or Valuation
R2004956000		Fairburn	GA		07/22/2021	3.000	227,660						252,956	06/23/2021
R2004956173		Loganville	GA		07/22/2021	3.000	337,410						374,901	06/23/2021
R2004955550		Duncanville	TX		07/22/2021	3.000	232,014						257,794	06/15/2021
R2004956911		Burleson	TX		03/16/2022	3.880	242,906						272,928	02/28/2022
R2004956554		Jacksonville	FL		11/02/2021	3.000	161,593						182,973	10/26/2021
R2004956518		Jacksonville	FL		11/02/2021	3.000	197,733						223,388	10/26/2021
R2004956332		Snellville	GA		07/22/2021	3.000	263,529						292,810	06/23/2021
R2004956469		Jacksonville	FL		11/02/2021	3.000	217,861						246,560	10/26/2021
R2004956802		Little Elm	TX		02/16/2022	3.880	364,807						409,895	02/01/2022
R2004957065		Tampa	FL		03/30/2022	3.940	342,473						384,801	03/14/2022
R2004956927		Houston	TX		03/16/2022	3.920	308,751						346,911	03/01/2022
R2004958684		Covington	GA		10/26/2022	4.150	301,002						338,205	10/07/2022
R2004957598		McDonough	GA		04/27/2022	4.150	359,519						403,954	04/11/2022
R2004955494		Fort Worth	TX		07/22/2021	3.000	182,341						202,602	06/15/2021
R2004958221		Sanford	FL		08/31/2022	3.910	371,377						417,277	08/04/2022
R2004956603		Jacksonville	FL		11/02/2021	3.000	164,904						186,676	10/26/2021
R2004955918		Conyers	GA		07/22/2021	3.000	226,142						251,269	06/23/2021
R2004958594		Houston	TX		10/12/2022	4.200	367,868						413,335	09/30/2022
R2004956431		Jacksonville	FL		11/02/2021	3.000	134,999						153,520	10/26/2021
R2004958426		Cedar Hill	TX		10/12/2022	4.300	357,609						401,808	09/27/2022
R2004956552		Jacksonville	FL		11/02/2021	3.000	143,808						163,087	10/26/2021
R2004956526		Jacksonville	FL		11/02/2021	3.000	99,195						113,204	10/26/2021
R2004956825		Dallas	TX		10/12/2022	4.200	419,641						471,506	09/30/2022
R2004955534		Waxahachie	TX		07/22/2021	3.000	285,474						317,194	06/15/2021
R2004955544		Arlington	TX		07/22/2021	3.000	253,521						281,691	06/15/2021
R2004956508		Jacksonville	FL		11/02/2021	3.000	155,048						175,659	10/26/2021
R2004956609		Jacksonville	FL		11/02/2021	3.000	164,587						186,321	10/26/2021
R2004956797		Lithonia	GA		02/16/2022	4.150	303,676						341,209	01/31/2022
R2004958092		Denton	TX		08/03/2022	3.880	314,501						353,372	07/12/2022
R2004956232		McDonough	GA		07/22/2021	3.000	199,224						221,361	06/23/2021
R2004956794		Avondale	AZ		02/16/2022	3.710	388,888						436,953	01/31/2022
R2004955484		Burleson	TX		07/22/2021	3.000	261,973						291,082	06/15/2021
R2004955532		Dallas	TX		07/22/2021	3.000	254,299						282,555	06/15/2021
R2004956083		Lithonia	GA		07/22/2021	3.000	228,253						253,615	06/23/2021
R2004956796		Humble	TX		02/16/2022	3.920	198,961						223,552	01/31/2022
R2004957201		Gilbert	AZ		03/30/2022	3.710	419,193						471,003	03/21/2022
R2004957067		Cordova	TN		03/30/2022	4.660	270,310						303,719	03/14/2022
R2004955873		Kennesaw	GA		07/22/2021	3.000	321,228						356,921	06/23/2021
R2004955545		Fort Worth	TX		07/22/2021	3.000	239,306						265,896	06/15/2021
R2004956226		McDonough	GA		07/22/2021	3.000	277,949						308,833	06/23/2021
R2004956285		Palmetto	GA		07/22/2021	3.000	246,003						273,337	06/23/2021
R2004957631		Laveen	AZ		05/11/2022	3.710	478,511						537,653	04/19/2022
R2004955566		Everman	TX		07/22/2021	3.000	232,230						258,034	06/15/2021
R2004956869		Tampa	FL		03/02/2022	3.940	376,175						422,668	02/23/2022
R2004958218		Queen Creek	AZ		08/31/2022	3.710	456,526						512,950	08/03/2022
R2004956573		Jacksonville	FL		11/02/2021	3.000	219,547						247,778	10/26/2021
R2004956450		Jacksonville	FL		11/02/2021	3.000	110,473						125,815	10/26/2021
R2004958259		Ruskin	FL		08/31/2022	3.940	378,069						424,797	08/11/2022
R2004955457		Fort Worth	TX		07/22/2021	3.000	222,285						246,984	06/15/2021
R2004957173		Forney	TX		03/30/2022	3.880	273,341						307,125	03/15/2022
R2004957480		Spring	TX		04/27/2022	3.920	290,449						326,347	04/04/2022
R2004956281		Morrow	GA		07/22/2021	3.000	228,951						254,390	06/23/2021

ANNUAL STATEMENT FOR THE YEAR 2022 OF THE AMERICAN EQUITY INVESTMENT LIFE INSURANCE COMPANY

SCHEDULE B - PART 1

Showing All Mortgage Loans OWNED December 31 of Current Year

1	2	Location		5	6	7	8	Change in Book Value/Recorded Investment					14	15
		3	4					9	10	11	12	13		
Loan Number	Code	City	State	Loan Type	Date Acquired	Rate of Interest	Book Value/Recorded Investment Excluding Accrued Interest	Unrealized Valuation Increase (Decrease)	Current Year's (Amortization)/ Accretion	Current Year's Other-Than-Temporary Impairment Recognized	Capitalized Deferred Interest and Other	Total Foreign Exchange Change in Book Value	Value of Land and Buildings	Date of Last Appraisal or Valuation
R2004956395		Jacksonville	FL		11/02/2021	3.000	163,215						184,790	10/26/2021
R2004956639		Mansfield	TX		12/08/2021	3.880	278,442						312,856	11/15/2021
R2004957672		Canton	GA		05/11/2022	4.150	351,490						394,933	04/18/2022
R2004955967		Covington	GA		07/22/2021	3.000	185,855						206,506	06/23/2021
R2004956346		Stockbridge	GA		07/22/2021	3.000	243,781						270,868	06/23/2021
R2004956034		Hampton	GA		07/22/2021	3.000	234,208						260,232	06/23/2021
R2004957200		Queen Creek	AZ		03/30/2022	3.710	494,339						555,437	03/21/2022
R2004956162		Locust Grove	GA		07/22/2021	3.000	288,009						320,010	06/23/2021
R2004958562		Tempe	AZ		10/12/2022	4.200	552,302						620,564	09/30/2022
R2004958501		Grayson	GA		10/12/2022	4.300	398,013						447,206	09/27/2022
R2004956543		Jacksonville	FL		11/02/2021	3.000	147,666						167,400	10/26/2021
R2004956324		Snellville	GA		07/22/2021	3.000	278,946						309,940	06/23/2021
R2004957969		Holly Springs	NC		07/07/2022	4.090	336,732						378,350	06/17/2022
R2004958232		Southaven	MS		08/31/2022	4.660	311,368						349,852	08/08/2022
R2004956596		Jacksonville	FL		11/02/2021	3.000	165,326						187,148	10/26/2021
R2004957477		Fort Worth	TX		04/13/2022	3.880	329,954						370,735	04/04/2022
R2004957676		Kannapolis	NC		05/11/2022	4.120	236,329						265,538	04/21/2022
R2004955822		Nashville	TN		07/22/2021	3.000	374,398						415,998	06/23/2021
R2004955748		La Vergne	TN		07/22/2021	3.000	308,573						342,859	06/23/2021
R2004956536		Jacksonville	FL		11/02/2021	3.000	202,458						228,669	10/26/2021
R2004955626		Arlington	TX		07/22/2021	3.000	273,807						304,231	06/15/2021
R2004956605		Jacksonville	FL		11/02/2021	3.000	174,778						197,717	10/26/2021
R2004955955		Covington	GA		07/22/2021	3.000	217,002						241,114	06/23/2021
R2004956287		Powder Springs	GA		07/22/2021	3.000	264,506						293,896	06/23/2021
R2004957605		San Antonio	TX		04/27/2022	3.750	341,201						383,372	04/11/2022
R2004955882		Atlanta	GA		07/22/2021	3.000	245,898						273,220	06/23/2021
R2004955833		Nashville	TN		07/22/2021	3.000	444,773						494,193	06/23/2021
R2004956215		McDonough	GA		07/22/2021	3.000	285,196						316,885	06/23/2021
R2004957761		Greenfield	IN		05/25/2022	3.830	268,901						302,136	05/09/2022
R2004957845		Dallas	NC		07/07/2022	4.120	309,797						348,087	05/27/2022
R2004956192		Mableton	GA		07/22/2021	3.000	206,919						229,910	06/23/2021
R2004955660		Dallas	TX		07/22/2021	3.000	212,618						236,243	06/15/2021
R2004955505		Ennis	TX		07/22/2021	3.000	233,982						259,981	06/15/2021
R2004957109		Canton	GA		03/30/2022	4.150	347,857						390,851	03/16/2022
R2004957863		Houston	TX		07/07/2022	3.920	255,119						286,650	05/27/2022
R2004956246		McDonough	GA		07/22/2021	3.000	197,693						219,659	06/23/2021
R2004955801		Murfreesboro	TN		07/22/2021	3.000	425,353						472,615	06/23/2021
R2004956118		Locust Grove	GA		07/22/2021	3.000	281,053						312,282	06/23/2021
R2004958732		Arlington	TN		12/07/2022	4.660	297,844						334,656	11/15/2022
R2004955672		Antioch	TN		07/22/2021	3.000	323,978						359,976	06/23/2021
R2004955723		Hermitage	TN		07/22/2021	3.000	251,518						279,465	06/23/2021
R2004956838		Gilbert	AZ		03/02/2022	3.710	446,083						501,217	02/14/2022
R2004955831		Nashville	TN		07/22/2021	3.000	336,098						373,443	06/23/2021
R2004956627		Jacksonville	FL		11/02/2021	3.000	200,570						226,557	10/26/2021
R2004956904		Ellenwood	GA		03/02/2022	4.150	356,625						400,702	02/23/2022
R2004958412		Duluth	GA		10/12/2022	4.300	312,042						350,609	09/27/2022
R2004956951		Cedar Hill	TX		03/16/2022	3.880	312,923						351,599	03/04/2022
R2004956807		Valrico	FL		02/16/2022	3.940	403,682						453,575	02/04/2022
R2004956049		Lawrenceville	GA		07/22/2021	3.000	332,423						369,359	06/23/2021
R2004955459		Dallas	TX		07/22/2021	3.000	182,444						202,716	06/15/2021
R2004958019		Cartersville	GA		08/03/2022	4.150	288,258						323,885	06/29/2022
R2004956195		Marietta	GA		07/22/2021	3.000	283,213						314,682	06/23/2021

ANNUAL STATEMENT FOR THE YEAR 2022 OF THE AMERICAN EQUITY INVESTMENT LIFE INSURANCE COMPANY

SCHEDULE B - PART 1

Showing All Mortgage Loans OWNED December 31 of Current Year

1	2	Location		5	6	7	8	Change in Book Value/Recorded Investment					14	15
		3	4					9	10	11	12	13		
Loan Number	Code	City	State	Loan Type	Date Acquired	Rate of Interest	Book Value/Recorded Investment Excluding Accrued Interest	Unrealized Valuation Increase (Decrease)	Current Year's (Amortization)/ Accretion	Current Year's Other-Than-Temporary Impairment Recognized	Capitalized Deferred Interest and Other	Total Foreign Exchange Change in Book Value	Value of Land and Buildings	Date of Last Appraisal or Valuation
R2004958133		Acworth	GA		08/03/2022	4.150	349,940						393,191	07/18/2022
R2004955511		Waxahachie	TX		07/22/2021	3.000	308,287						342,542	06/15/2021
R2004958533		Christiana	TN		10/12/2022	4.300	358,761						403,102	09/29/2022
R2004956591		Jacksonville	FL		11/02/2021	3.000	102,551						116,661	10/26/2021
R2004956003		Fairburn	GA		07/22/2021	3.000	263,334						292,594	06/23/2021
R2004956071		Lithonia	GA		07/22/2021	3.000	218,859						243,177	06/23/2021
R2004958356		Smithfield	NC		09/28/2022	4.090	317,691						356,956	09/09/2022
R2004956262		McDonough	GA		07/22/2021	3.000	285,879						317,644	06/23/2021
R2004955598		Covington	GA		07/22/2021	3.000	153,711						170,791	06/23/2021
R2004958305		Rockwall	TX		09/14/2022	3.880	289,045						324,770	08/22/2022
R2004958600		Glendale	AZ		10/12/2022	4.200	510,022						573,059	09/30/2022
R2004958113		Tomball	TX		08/03/2022	3.920	255,621						287,215	07/15/2022
R2004955857		Spring Hill	TN		07/22/2021	3.000	395,783						439,759	06/23/2021
R2004956357		Stockbridge	GA		07/22/2021	3.000	218,997						243,330	06/23/2021
R2004956411		Jacksonville	FL		11/02/2021	3.000	112,905						128,535	10/26/2021
R2004956474		Jacksonville	FL		11/02/2021	3.000	148,397						168,222	10/26/2021
R2004956233		McDonough	GA		07/22/2021	3.000	208,706						231,896	06/23/2021
R2004958165		Forney	TX		08/17/2022	3.880	328,268						368,841	07/26/2022
R2004956025		Hampton	GA		07/22/2021	3.000	302,752						336,392	06/23/2021
R2004958418		Murfreesboro	TN		10/12/2022	4.300	228,447						256,682	09/27/2022
R2004956650		Newnan	GA		12/08/2021	4.150	245,451						275,788	11/19/2021
R2004958250		Lady Lake	FL		08/31/2022	3.910	337,274						378,959	08/11/2022
R2004956196		Marietta	GA		07/22/2021	3.000	239,459						266,066	06/23/2021
R2004956817		Pickerington	OH		02/16/2022	4.040	348,731						391,833	02/08/2022
R2004956109		Locust Grove	GA		07/22/2021	3.000	267,932						297,703	06/23/2021
R2004956351		Stockbridge	GA		07/22/2021	3.000	188,343						209,270	06/23/2021
R2004957917		Fate	TX		07/07/2022	3.880	355,536						399,479	06/07/2022
R2004957887		Lawrenceville	GA		07/07/2022	4.150	318,875						358,287	06/01/2022
R2004958227		Murfreesboro	TN		08/31/2022	4.150	357,552						401,744	08/05/2022
R2004957364		San Antonio	TX		04/13/2022	3.750	260,211						292,372	03/29/2022
R2004956406		Jacksonville	FL		11/02/2021	3.000	246,320						278,515	10/26/2021
R2004957852		Gastonia	NC		07/07/2022	4.120	280,929						315,651	05/26/2022
R2004958308		Palmetto	GA		09/14/2022	4.150	348,326						391,378	08/22/2022
R2004956404		Jacksonville	FL		11/02/2021	3.000	111,045						126,455	10/26/2021
R2004957876		Aurora	CO		07/07/2022	3.750	526,534						591,611	05/31/2022
R2004957940		Memphis	TN		07/07/2022	4.660	327,856						368,378	06/13/2022
R2004956635		Jacksonville	FL		11/02/2021	3.000	181,414						205,138	10/26/2021
R2004957834		Charlotte	NC		06/08/2022	4.120	361,323						405,981	05/23/2022
R2004956533		Jacksonville	FL		11/02/2021	3.000	145,116						164,549	10/26/2021
R2004956023		Hampton	GA		07/22/2021	3.000	305,188						339,098	06/23/2021
R2004955745		La Vergne	TN		07/22/2021	3.000	301,211						334,679	06/23/2021
R2004958294		Rockmart	GA		09/14/2022	4.150	270,826						304,299	08/19/2022
R2004956775		Indianapolis	IN		02/02/2022	3.830	200,719						225,527	01/21/2022
R2004958617		Deltona	FL		10/12/2022	4.200	320,428						360,032	09/30/2022
R2004956540		Jacksonville	FL		11/02/2021	3.000	139,382						158,137	10/26/2021
R2004956761		Douglasville	GA		02/02/2022	4.150	291,503						327,531	01/12/2022
R2004958046		Murfreesboro	TN		08/03/2022	4.150	367,335						412,736	07/01/2022
R2004958021		Wesley Chapel	FL		08/03/2022	3.940	371,873						417,835	06/29/2022
R2004958128		Plant City	FL		08/03/2022	3.940	343,221						385,642	07/15/2022
R2004956534		Jacksonville	FL		11/02/2021	3.000	195,285						220,648	10/26/2021
R2004957407		San Tan Valley	AZ		04/13/2022	3.710	388,211						436,192	04/01/2022
R2004956755		Matthews	NC		01/19/2022	4.120	371,632						417,564	01/07/2022

ANNUAL STATEMENT FOR THE YEAR 2022 OF THE AMERICAN EQUITY INVESTMENT LIFE INSURANCE COMPANY

SCHEDULE B - PART 1

Showing All Mortgage Loans OWNED December 31 of Current Year

1	2	Location		5	6	7	8	Change in Book Value/Recorded Investment					14	15
		3	4					9	10	11	12	13		
Loan Number	Code	City	State	Loan Type	Date Acquired	Rate of Interest	Book Value/Recorded Investment Excluding Accrued Interest	Unrealized Valuation Increase (Decrease)	Current Year's (Amortization)/ Accretion	Current Year's Other-Than-Temporary Impairment Recognized	Capitalized Deferred Interest and Other	Total Foreign Exchange Change in Book Value	Value of Land and Buildings	Date of Last Appraisal or Valuation
R2004957741		Ellenwood	GA		05/25/2022	4.150	282,635						317,567	05/06/2022
R2004955603		Waxahachie	TX		07/22/2021	3.000	251,066						278,963	06/15/2021
R2004957020		Bartlett	TN		03/30/2022	4.660	328,834						369,476	03/10/2022
R2004957626		Tucson	AZ		05/11/2022	3.710	328,005						368,545	04/18/2022
R2004956145		Locust Grove	GA		07/22/2021	3.000	269,024						298,916	06/23/2021
R2004956019		Hampton	GA		07/22/2021	3.000	302,380						335,978	06/23/2021
R2004956506		Jacksonville	FL		11/02/2021	3.000	171,626						194,196	10/26/2021
R2004956562		Jacksonville	FL		11/02/2021	3.000	129,604						147,204	10/26/2021
R2004956857		Tomball	TX		03/16/2022	3.920	280,141						314,765	02/22/2022
R2004955956		Covington	GA		07/22/2021	3.000	153,731						170,813	06/23/2021
R2004957722		Knightdale	NC		05/25/2022	4.090	300,881						338,069	04/29/2022
R2004957674		Land O Lakes	FL		05/11/2022	3.940	385,140						432,742	04/19/2022
R2004956280		Morrow	GA		07/22/2021	3.000	228,531						253,924	06/23/2021
R2004957260		Collierville	TN		04/13/2022	4.660	340,308						382,369	03/23/2022
R2004958638		Lake Mary	FL		10/12/2022	4.200	416,417						467,884	09/30/2022
R2004956150		Locust Grove	GA		07/22/2021	3.000	270,605						300,673	06/23/2021
R2004956803		Forney	TX		02/16/2022	3.880	310,056						348,377	02/02/2022
R2004956670		Tampa	FL		12/23/2021	3.940	352,053						395,565	12/09/2021
R2004956892		Ruskin	FL		03/16/2022	3.940	376,631						423,181	02/24/2022
R2004956211		McDonough	GA		07/22/2021	3.000	280,308						311,454	06/23/2021
R2004955700		Goodlettsville	TN		07/22/2021	3.000	419,513						466,126	06/23/2021
R2004958238		Marana	AZ		08/31/2022	3.710	342,370						384,685	08/09/2022
R2004958243		Brandon	FL		08/31/2022	3.940	389,606						437,759	08/10/2022
R2004957613		Tucson	AZ		04/27/2022	3.710	365,518						410,694	04/12/2022
R2004958171		Mesa	AZ		08/17/2022	3.710	389,135						437,230	07/27/2022
R2004956717		Orlando	FL		01/05/2022	3.910	343,711						386,192	12/23/2021
R2004955919		Conyers	GA		07/22/2021	3.000	260,221						289,135	06/23/2021
R2004957976		Queen Creek	AZ		07/07/2022	3.710	475,994						534,825	06/21/2022
R2004955675		Winston	GA		07/22/2021	3.000	319,031						354,479	06/23/2021
R2004955968		Covington	GA		07/22/2021	3.000	289,826						322,029	06/23/2021
R2004956700		Conroe	TX		01/05/2022	3.920	302,155						339,500	12/15/2021
R2004955649		Fort Worth	TX		07/22/2021	3.000	247,595						275,106	06/15/2021
R2004958489		Houston	TX		10/12/2022	4.300	347,526						390,479	09/27/2022
R2004958475		St. Augustine	FL		10/12/2022	4.300	214,645						241,174	09/27/2022
R2004955698		Goodlettsville	TN		07/22/2021	3.000	245,336						272,596	06/23/2021
R2004956335		Snellville	GA		07/22/2021	3.000	233,707						259,675	06/23/2021
R2004957754		Mesa	AZ		05/25/2022	3.710	416,880						468,404	05/11/2022
R2004957264		Riverview	FL		04/13/2022	3.940	388,170						436,146	03/25/2022
R2004955490		Rockwall	TX		07/22/2021	3.000	297,337						330,375	06/15/2021
R2004957343		Olive Branch	MS		04/13/2022	4.660	295,750						332,303	03/28/2022
R2004955734		La Vergne	TN		07/22/2021	3.000	302,157						335,731	06/23/2021
R2004957670		Cordova	TN		05/11/2022	4.660	306,412						344,283	04/18/2022
R2004955546		Fort Worth	TX		07/22/2021	3.000	227,037						252,264	06/15/2021
R2004956496		Jacksonville	FL		11/02/2021	3.000	123,433						140,307	10/26/2021
R2004956625		Jacksonville	FL		11/02/2021	3.000	166,612						188,586	10/26/2021
R2004956360		Stone Mountain	GA		07/22/2021	3.000	218,385						242,651	06/23/2021
R2004955759		La Vergne	TN		07/22/2021	3.000	334,482						371,647	06/23/2021
R2004956832		San Antonio	TX		03/02/2022	3.750	234,019						262,943	02/10/2022
R2004956384		Winston	GA		07/22/2021	3.000	253,446						281,607	06/23/2021
R2004956547		Jacksonville	FL		11/02/2021	3.000	158,033						178,993	10/26/2021
R2004957847		Green Valley	AZ		07/07/2022	3.710	333,452						374,665	05/26/2022
R2004956963		Columbus	OH		03/16/2022	4.040	342,197						384,491	03/07/2022

ANNUAL STATEMENT FOR THE YEAR 2022 OF THE AMERICAN EQUITY INVESTMENT LIFE INSURANCE COMPANY

SCHEDULE B - PART 1

Showing All Mortgage Loans OWNED December 31 of Current Year

1	2	Location		5	6	7	8	Change in Book Value/Recorded Investment					14	15
		3	4					9	10	11	12	13		
Loan Number	Code	City	State	Loan Type	Date Acquired	Rate of Interest	Book Value/Recorded Investment Excluding Accrued Interest	Unrealized Valuation Increase (Decrease)	Current Year's (Amortization)/ Accretion	Current Year's Other-Than-Temporary Impairment Recognized	Capitalized Deferred Interest and Other	Total Foreign Exchange Change in Book Value	Value of Land and Buildings	Date of Last Appraisal or Valuation
R2004957989		Ruskin	FL		07/07/2022	3.940	385,255						432,871	06/22/2022
R2004955896		Buford	GA		07/22/2021	3.000	296,688						329,632	06/23/2021
R2004958710		Indianapolis	IN		11/09/2022	4.300	269,916						303,276	10/27/2022
R2004955815		Nashville	TN		07/22/2021	3.000	295,326						328,141	06/23/2021
R2004956821		Mesa	AZ		02/16/2022	3.710	378,333						425,093	02/08/2022
R2004956138		Locust Grove	GA		07/22/2021	3.000	244,015						271,128	06/23/2021
R2004956523		Jacksonville	FL		11/02/2021	3.000	97,066						110,823	10/26/2021
R2004956719		Raleigh	NC		01/05/2022	4.090	356,994						401,117	12/28/2021
R2004957074		Acworth	GA		03/30/2022	4.150	338,180						379,977	03/14/2022
R2004957630		Denton	TX		05/11/2022	3.880	352,770						396,371	04/18/2022
R2004958492		Ocoee	FL		10/12/2022	4.300	351,259						394,673	09/27/2022
R2004956579		Jacksonville	FL		11/02/2021	3.000	179,991						203,547	10/26/2021
R2004956237		McDonough	GA		07/22/2021	3.000	205,151						227,946	06/23/2021
R2004955681		Antioch	TN		07/22/2021	3.000	329,247						365,830	06/23/2021
R2004958633		Longwood	FL		10/12/2022	4.200	357,713						401,925	09/30/2022
R2004955469		Desoto	TX		07/22/2021	3.000	227,501						252,779	06/15/2021
R2004956844		Conroe	TX		03/02/2022	3.920	242,576						272,557	02/16/2022
R2004958438		Celina	TX		10/12/2022	4.300	490,341						550,945	09/27/2022
R2004958107		Royce City	TX		08/03/2022	3.880	328,008						368,548	07/13/2022
R2004955964		Covington	GA		07/22/2021	3.000	264,060						293,400	06/23/2021
R2004956041		Jonesboro	GA		07/22/2021	3.000	229,171						254,635	06/23/2021
R2004958720		Bradenton	FL		11/09/2022	4.300	294,926						331,377	10/27/2022
R2004956637		Madison	TN		12/08/2021	4.150	355,566						399,512	11/05/2021
R2004956327		Snellville	GA		07/22/2021	3.000	245,277						272,531	06/23/2021
R2004956264		McDonough	GA		07/22/2021	3.000	287,173						319,082	06/23/2021
R2004957639		Braselton	GA		05/11/2022	4.150	360,121						404,630	04/14/2022
R2004958636		Lake Mary	FL		10/12/2022	4.200	392,097						440,559	09/30/2022
R2004955694		Gallatin	TN		07/22/2021	3.000	265,470						294,967	06/23/2021
R2004958509		St Augustine	FL		10/12/2022	4.300	395,969						444,909	09/27/2022
R2004957797		La Vergne	TN		06/08/2022	4.150	382,224						429,465	05/16/2022
R2004956471		Jacksonville	FL		11/02/2021	3.000	221,820						250,322	10/26/2021
R2004957617		Moorestville	NC		04/27/2022	4.120	384,502						432,025	04/12/2022
R2004958722		DeLand	FL		11/09/2022	4.300	402,756						452,535	10/27/2022
R2004957684		Buckeye	AZ		05/11/2022	3.710	405,387						455,491	04/25/2022
R2004958281		Raleigh	NC		09/14/2022	4.090	291,635						327,680	08/17/2022
R2004958210		Casselberry	FL		08/31/2022	3.910	347,196						390,108	08/05/2022
R2004955959		Covington	GA		07/22/2021	3.000	153,978						171,087	06/23/2021
R2004956010		Hampton	GA		07/22/2021	3.000	202,541						225,046	06/23/2021
R2004957400		Phoenix	AZ		04/13/2022	3.710	461,528						518,571	03/31/2022
R2004955868		Thompsons Station	TN		07/22/2021	3.000	389,200						432,445	06/23/2021
R2004955853		Smyrna	TN		07/22/2021	3.000	308,395						342,662	06/23/2021
R2004955497		Terrell	TX		07/22/2021	3.000	227,194						252,438	06/15/2021
R2004956685		Crowley	TX		12/23/2021	3.880	281,989						316,842	12/06/2021
R2004956672		Cedar Hill	TX		12/23/2021	3.880	264,530						297,225	12/13/2021
R2004958500		Grand Prairie	TX		10/12/2022	4.300	356,509						400,572	09/27/2022
R2004955871		Whites Creek	TN		07/22/2021	3.000	261,629						290,699	06/23/2021
R2004956458		Jacksonville	FL		11/02/2021	3.000	120,730						137,285	10/26/2021
R2004956100		Locust Grove	GA		07/22/2021	3.000	265,871						295,413	06/23/2021
R2004956747		Alpharetta	GA		01/19/2022	4.150	333,710						374,955	01/04/2022
R2004956684		Huntersville	NC		12/23/2021	4.120	288,527						324,188	12/03/2021
R2004958140		Ruskin	FL		08/03/2022	3.940	391,361						439,731	07/18/2022
R2004956314		Snellville	GA		07/22/2021	3.000	255,429						283,810	06/23/2021

ANNUAL STATEMENT FOR THE YEAR 2022 OF THE AMERICAN EQUITY INVESTMENT LIFE INSURANCE COMPANY

SCHEDULE B - PART 1

Showing All Mortgage Loans OWNED December 31 of Current Year

1	2	Location		5	6	7	8	Change in Book Value/Recorded Investment					14	15
		3	4					9	10	11	12	13		
Loan Number	Code	City	State	Loan Type	Date Acquired	Rate of Interest	Book Value/Recorded Investment Excluding Accrued Interest	Unrealized Valuation Increase (Decrease)	Current Year's (Amortization)/ Accretion	Current Year's Other-Than-Temporary Impairment Recognized	Capitalized Deferred Interest and Other	Total Foreign Exchange Change in Book Value	Value of Land and Buildings	Date of Last Appraisal or Valuation
R2004955516		Arlington	TX		07/22/2021	3.000	263,538						292,820	06/15/2021
R2004958488		Richmond	TX		10/12/2022	4.300	303,438						340,941	09/27/2022
R2004956057		Lawrenceville	GA		07/22/2021	3.000	329,598						366,220	06/23/2021
R2004956415		Jacksonville	FL		11/02/2021	3.000	182,888						206,789	10/26/2021
R2004955707		Hendersonville	TN		07/22/2021	3.000	394,903						438,782	06/23/2021
R2004956750		Kissimmee	FL		01/19/2022	3.910	266,073						298,958	01/05/2022
R2004956905		Pearland	TX		03/16/2022	3.920	307,031						344,979	02/25/2022
R2004958245		Mesa	AZ		08/31/2022	3.710	374,563						420,857	08/09/2022
R2004956651		College Park	GA		12/08/2021	4.150	211,371						237,495	11/19/2021
R2004956050		Lawrenceville	GA		07/22/2021	3.000	337,110						374,567	06/23/2021
R2004956259		McDonough	GA		07/22/2021	3.000	281,509						312,788	06/23/2021
R2004958428		Westfield	IN		10/12/2022	4.300	376,772						423,339	09/27/2022
R2004958255		Villa Rica	GA		08/31/2022	4.150	276,371						310,529	08/12/2022
R2004955981		Decatur	GA		07/22/2021	3.000	218,646						242,941	06/23/2021
R2004957470		Wake Forest	NC		04/13/2022	4.090	422,285						474,478	04/04/2022
R2004958497		Vero Beach	FL		10/12/2022	4.300	286,463						321,868	09/27/2022
R2004958053		Concord	NC		08/03/2022	4.120	270,446						303,872	07/05/2022
R2004958391		Winter Springs	FL		10/12/2022	3.910	352,420						395,977	09/23/2022
R2004955699		Goodlettsville	TN		07/22/2021	3.000	319,032						354,481	06/23/2021
R2004955858		Spring Hill	TN		07/22/2021	3.000	292,642						325,158	06/23/2021
R2004958644		Crowley	TX		10/12/2022	4.200	341,134						383,296	09/30/2022
R2004957922		Sahuarita	AZ		07/07/2022	3.710	357,608						401,807	06/09/2022
R2004958482		Port Charlotte	FL		10/12/2022	4.300	315,149						354,100	09/27/2022
R2004956396		Jacksonville	FL		11/02/2021	3.000	121,306						137,928	10/26/2021
R2004958714		Fairburn	GA		11/09/2022	4.300	380,029						426,999	10/27/2022
R2004956069		Lilburn	GA		07/22/2021	3.000	257,339						285,933	06/23/2021
R2004955653		Dallas	TX		07/22/2021	3.000	229,741						255,268	06/15/2021
R2004957367		Conroe	TX		04/13/2022	3.920	270,300						303,708	03/29/2022
R2004956808		McDonough	GA		02/16/2022	4.150	296,097						332,693	02/03/2022
R2004956271		McDonough	GA		07/22/2021	3.000	270,648						300,721	06/23/2021
R2004956757		Smyrna	TN		01/19/2022	4.150	315,938						354,987	01/10/2022
R2004958733		Newnan	GA		12/07/2022	4.150	276,697						310,896	11/16/2022
R2004957033		Southaven	MS		03/30/2022	4.660	216,163						242,880	03/11/2022
R2004955666		Antioch	TN		07/22/2021	3.000	279,107						310,119	06/23/2021
R2004955974		Dallas	GA		07/22/2021	3.000	291,243						323,604	06/23/2021
R2004956846		Land O Lakes	FL		03/02/2022	3.940	330,382						371,216	02/18/2022
R2004956749		Humble	TX		01/19/2022	3.920	287,749						323,313	01/04/2022
R2004956230		McDonough	GA		07/22/2021	3.000	208,917						232,131	06/23/2021
R2004955704		Hendersonville	TN		07/22/2021	3.000	311,194						345,772	06/23/2021
R2004957923		Lithonia	GA		07/07/2022	4.150	232,787						261,558	06/07/2022
R2004958106		Lancaster	TX		08/03/2022	3.880	278,127						312,502	07/13/2022
R2004956278		McDonough	GA		07/22/2021	3.000	260,575						289,528	06/23/2021
R2004956152		Locust Grove	GA		07/22/2021	3.000	274,886						305,429	06/23/2021
R2004956530		Jacksonville	FL		11/02/2021	3.000	181,610						205,360	10/26/2021
R2004957807		Selma	TX		06/08/2022	3.750	347,472						390,418	05/18/2022
R2004956606		Jacksonville	FL		11/02/2021	3.000	105,215						119,932	10/26/2021
R2004955595		Arlington	TX		07/22/2021	3.000	303,747						337,497	06/15/2021
R2004958026		Indianapolis	IN		08/03/2022	3.830	278,133						312,509	06/30/2022
R2004958216		Orlando	FL		08/31/2022	3.910	333,390						374,595	08/02/2022
R2004958450		Humble	TX		10/12/2022	4.300	343,854						386,353	09/27/2022
R2004955850		Smyrna	TN		07/22/2021	3.000	348,968						387,743	06/23/2021
R2004958110		Queen Creek	AZ		08/03/2022	3.710	506,379						568,965	07/15/2022

ANNUAL STATEMENT FOR THE YEAR 2022 OF THE AMERICAN EQUITY INVESTMENT LIFE INSURANCE COMPANY

SCHEDULE B - PART 1

Showing All Mortgage Loans OWNED December 31 of Current Year

1	2	Location		5	6	7	8	Change in Book Value/Recorded Investment					14	15
		3	4					9	10	11	12	13		
Loan Number	Code	City	State	Loan Type	Date Acquired	Rate of Interest	Book Value/Recorded Investment Excluding Accrued Interest	Unrealized Valuation Increase (Decrease)	Current Year's (Amortization)/ Accretion	Current Year's Other-Than-Temporary Impairment Recognized	Capitalized Deferred Interest and Other	Total Foreign Exchange Change in Book Value	Value of Land and Buildings	Date of Last Appraisal or Valuation
R2004955593		Rowlett	TX		07/22/2021	3.000	245,133						272,370	06/15/2021
R2004958240		Temple	GA		08/31/2022	4.150	270,306						303,715	08/09/2022
R2004956624		Jacksonville	FL		11/02/2021	3.000	152,872						173,222	10/26/2021
R2004957599		Aubrey	TX		04/27/2022	3.880	369,442						415,103	04/11/2022
R2004956251		McDonough	GA		07/22/2021	3.000	281,467						312,742	06/23/2021
R2004955472		Burleson	TX		07/22/2021	3.000	262,511						291,679	06/15/2021
R2004958549		Jacksonville	FL		10/12/2022	4.300	322,729						362,617	09/29/2022
R2004956868		Riverview	FL		03/02/2022	3.940	362,251						407,024	02/23/2022
R2004956146		Locust Grove	GA		07/22/2021	3.000	277,918						308,798	06/23/2021
R2004958504		Tucson	AZ		10/12/2022	4.300	373,401						419,551	09/27/2022
R2004956359		Stockbridge	GA		07/22/2021	3.000	237,445						263,828	06/23/2021
R2004956151		Locust Grove	GA		07/22/2021	3.000	259,894						288,772	06/23/2021
R2004956756		Clayton	NC		01/19/2022	4.090	353,848						397,582	01/11/2022
R2004958486		Lakeland	FL		10/12/2022	4.300	243,174						273,229	09/27/2022
R2004956841		San Antonio	TX		03/02/2022	3.750	339,116						381,029	02/17/2022
R2004955889		Austell	GA		07/22/2021	3.000	215,671						239,635	06/23/2021
R2004955997		Ellenwood	GA		07/22/2021	3.000	240,915						267,684	06/23/2021
R2004956412		Jacksonville	FL		11/02/2021	3.000	151,270						171,434	10/26/2021
R2004955805		Murfreesboro	TN		07/22/2021	3.000	316,679						351,866	06/23/2021
R2004956445		Jacksonville	FL		11/02/2021	3.000	187,160						211,565	10/26/2021
R2004957680		San Antonio	TX		05/11/2022	3.750	356,574						400,645	04/22/2022
R2004956131		Locust Grove	GA		07/22/2021	3.000	232,738						258,598	06/23/2021
R2004955786		Murfreesboro	TN		07/22/2021	3.000	306,052						340,058	06/23/2021
R2004957011		San Tan Valley	AZ		03/30/2022	3.710	373,476						419,636	03/09/2022
R2004956305		Riverdale	GA		07/22/2021	3.000	250,784						278,649	06/23/2021
R2004955977		Decatur	GA		07/22/2021	3.000	213,905						237,673	06/23/2021
R2004955879		Atlanta	GA		07/22/2021	3.000	243,730						270,812	06/23/2021
R2004955937		Covington	GA		07/22/2021	3.000	230,914						256,572	06/23/2021
R2004956301		Rex	GA		07/22/2021	3.000	215,066						238,963	06/23/2021
R2004956674		Atlanta	GA		12/23/2021	4.150	302,551						339,945	12/07/2021
R2004956367		Stone Mountain	GA		07/22/2021	3.000	238,773						265,304	06/23/2021
R2004955867		Spring Hill	TN		07/22/2021	3.000	271,660						301,845	06/23/2021
R2004955760		La Vergne	TN		07/22/2021	3.000	325,569						361,744	06/23/2021
R2004956464		Jacksonville	FL		11/02/2021	3.000	118,517						134,810	10/26/2021
R2004956229		McDonough	GA		07/22/2021	3.000	284,034						315,594	06/23/2021
R2004955953		Covington	GA		07/22/2021	3.000	179,249						199,166	06/23/2021
R2004958460		Winter Garden	FL		10/12/2022	4.300	400,465						449,960	09/27/2022
R2004957893		La Vergne	TN		07/07/2022	4.150	311,042						349,485	06/06/2022
R2004955881		Atlanta	GA		07/22/2021	3.000	195,049						216,722	06/23/2021
R2004955921		Conyers	GA		07/22/2021	3.000	300,256						333,618	06/23/2021
R2004955465		Carrollton	TX		07/22/2021	3.000	320,832						356,480	06/15/2021
R2004956489		Jacksonville	FL		11/02/2021	3.000	161,396						182,757	10/26/2021
R2004956722		Orlando	FL		01/05/2022	3.910	356,777						400,873	12/23/2021
R2004956806		Sun City	AZ		02/16/2022	3.710	436,814						490,802	02/03/2022
R2004957914		Phoenix	AZ		07/07/2022	3.710	512,309						575,628	06/06/2022
R2004956273		McDonough	GA		07/22/2021	3.000	232,050						257,834	06/23/2021
R2004956762		Fort Worth	TX		02/02/2022	3.880	240,034						269,701	01/12/2022
R2004957071		Irving	TX		03/30/2022	3.880	324,896						365,052	03/14/2022
R2004958516		Liberty Hill	TX		10/12/2022	4.300	363,786						408,748	09/27/2022
R2004957092		Pineville	NC		03/30/2022	4.120	338,998						380,897	03/15/2022
R2004955912		Conyers	GA		07/22/2021	3.000	173,908						193,232	06/23/2021
R2004955794		Murfreesboro	TN		07/22/2021	3.000	259,058						287,843	06/23/2021

E04.9C

E04.9C

E04.9C

E04.9C

ANNUAL STATEMENT FOR THE YEAR 2022 OF THE AMERICAN EQUITY INVESTMENT LIFE INSURANCE COMPANY

SCHEDULE B - PART 1

Showing All Mortgage Loans OWNED December 31 of Current Year

1	2	Location		5	6	7	8	Change in Book Value/Recorded Investment					14	15
		3	4					9	10	11	12	13		
Loan Number	Code	City	State	Loan Type	Date Acquired	Rate of Interest	Book Value/Recorded Investment Excluding Accrued Interest	Unrealized Valuation Increase (Decrease)	Current Year's (Amortization)/ Accretion	Current Year's Other-Than-Temporary Impairment Recognized	Capitalized Deferred Interest and Other	Total Foreign Exchange Change in Book Value	Value of Land and Buildings	Date of Last Appraisal or Valuation
R2004955846		Smyrna	TN.		07/22/2021	3.000	372,034						413,372	06/23/2021
R2004956598		Jacksonville	FL.		11/02/2021	3.000	172,827						195,535	10/26/2021
R2004956087		Lithonia	GA.		07/22/2021	3.000	210,912						234,347	06/23/2021
R2004956255		McDonough	GA.		07/22/2021	3.000	298,838						332,043	06/23/2021
R2004956377		Union City	GA.		07/22/2021	3.000	194,334						215,927	06/23/2021
R2004956652		Cypress	TX.		12/08/2021	3.920	254,001						285,394	11/19/2021
R2004958529		Bremen	GA.		10/26/2022	4.150	256,190						287,854	09/30/2022
R2004958222		Brooksville	FL.		08/31/2022	3.940	300,900						338,090	08/04/2022
R2004957700		Phoenix	AZ.		05/25/2022	3.710	383,390						430,775	04/29/2022
R2004957596		Mesa	AZ.		04/27/2022	3.710	436,858						490,852	04/11/2022
R2004956390		Fort Worth	TX.		11/02/2021	3.880	277,245						311,511	10/15/2021
R2004958573		Phoenix	AZ.		10/12/2022	4.200	561,152						630,507	09/30/2022
R2004957830		Dublin	OH.		06/08/2022	4.040	325,045						365,219	05/20/2022
R2004957189		Brooksville	FL.		03/30/2022	3.940	393,398						442,020	03/21/2022
R2004956136		Locust Grove	GA.		07/22/2021	3.000	242,799						269,777	06/23/2021
R2004956711		Memphis	TN.		01/05/2022	4.660	226,498						254,492	12/22/2021
R2004956221		McDonough	GA.		07/22/2021	3.000	216,619						240,688	06/23/2021
R2004956316		Snellville	GA.		07/22/2021	3.000	268,152						297,947	06/23/2021
R2004958384		Orlando	FL.		10/12/2022	3.910	307,588						345,604	09/22/2022
R2004956914		Mesa	AZ.		03/16/2022	3.710	431,079						484,358	02/28/2022
R2004957401		Horn Lake	MS.		04/13/2022	4.660	222,443						249,936	03/31/2022
R2004958528		San Antonio	TX.		10/12/2022	4.300	287,547						323,086	09/29/2022
R2004956120		Locust Grove	GA.		07/22/2021	3.000	279,584						310,649	06/23/2021
R2004955646		Fort Worth	TX.		07/22/2021	3.000	248,058						275,621	06/15/2021
R2004956702		Raleigh	NC.		01/05/2022	4.090	296,832						333,519	12/21/2021
R2004956848		San Antonio	TX.		03/16/2022	3.750	344,832						387,452	02/22/2022
R2004955820		Nashville	TN.		07/22/2021	3.000	293,791						326,435	06/23/2021
R2004956586		Jacksonville	FL.		11/02/2021	3.000	153,575						174,008	10/26/2021
R2004956785		Willis	TX.		02/16/2022	3.920	256,387						288,075	01/28/2022
R2004956004		Fairburn	GA.		07/22/2021	3.000	265,010						294,456	06/23/2021
R2004955676		Antioch	TN.		07/22/2021	3.000	331,936						368,818	06/23/2021
R2004957841		Parker	CO.		06/08/2022	3.750	597,971						671,877	05/23/2022
R2004957482		Phoenix	AZ.		04/13/2022	3.710	412,043						462,970	04/04/2022
R2004955838		Old Hickory	TN.		07/22/2021	3.000	310,829						345,366	06/23/2021
R2004956833		Brooksville	FL.		03/02/2022	3.940	282,358						317,256	02/14/2022
R2004956437		Jacksonville	FL.		11/02/2021	3.000	162,817						184,346	10/26/2021
R2004956011		Hampton	GA.		07/22/2021	3.000	199,649						221,833	06/23/2021
R2004955655		Dallas	TX.		07/22/2021	3.000	194,709						216,344	06/15/2021
R2004956616		Jacksonville	FL.		11/02/2021	3.000	163,262						184,840	10/26/2021
R2004955504		Mesquite	TX.		07/22/2021	3.000	250,290						278,101	06/15/2021
R2004958411		BURLESON	TX.		10/12/2022	4.300	317,261						356,474	09/27/2022
R2004956421		Jacksonville	FL.		11/02/2021	3.000	102,633						117,048	10/26/2021
R2004956311		Riverdale	GA.		07/22/2021	3.000	210,374						233,749	06/23/2021
R2004957950		San Tan Valley	AZ.		07/07/2022	3.710	387,962						435,912	06/15/2022
R2004957649		Eustis	FL.		05/11/2022	3.910	321,742						361,508	04/20/2022
R2004956340		Conyers	GA.		07/22/2021	3.000	237,845						273,455	06/23/2021
R2004956856		Newnan	GA.		03/02/2022	4.150	360,184						404,701	02/22/2022
R2004955975		Dallas	GA.		07/22/2021	3.000	292,167						324,630	06/23/2021
R2004955897		College Park	GA.		07/22/2021	3.000	234,233						260,259	06/23/2021
R2004957344		Memphis	TN.		04/13/2022	4.660	332,746						373,872	03/28/2022
R2004956551		Jacksonville	FL.		11/02/2021	3.000	127,584						144,945	10/26/2021
R2004958548		Kissimmee	FL.		10/12/2022	4.300	308,394						346,510	09/29/2022

ANNUAL STATEMENT FOR THE YEAR 2022 OF THE AMERICAN EQUITY INVESTMENT LIFE INSURANCE COMPANY

SCHEDULE B - PART 1

Showing All Mortgage Loans OWNED December 31 of Current Year

1	2	Location		5	6	7	8	Change in Book Value/Recorded Investment					14	15
		3	4					9	10	11	12	13		
Loan Number	Code	City	State	Loan Type	Date Acquired	Rate of Interest	Book Value/Recorded Investment Excluding Accrued Interest	Unrealized Valuation Increase (Decrease)	Current Year's (Amortization)/ Accretion	Current Year's Other-Than-Temporary Impairment Recognized	Capitalized Deferred Interest and Other	Total Foreign Exchange Change in Book Value	Value of Land and Buildings	Date of Last Appraisal or Valuation
R2004956293		Powder Springs	GA		07/22/2021	3.000	298,770						331,967	06/23/2021
R2004955612		Forest Hill	TX		07/22/2021	3.000	198,274						220,305	06/15/2021
R2004955658		Dallas	TX		07/22/2021	3.000	187,599						208,444	06/15/2021
R2004955949		Covington	GA		07/22/2021	3.000	201,825						224,250	06/23/2021
R2004955529		Mesquite	TX		07/22/2021	3.000	296,430						329,367	06/15/2021
R2004958151		Riverview	FL		08/03/2022	3.940	387,216						435,074	07/21/2022
R2004958622		Desoto	TX		10/12/2022	4.200	403,654						453,544	09/30/2022
R2004956575		Jacksonville	FL		11/02/2021	3.000	169,124						191,395	10/26/2021
R2004956336		Snellville	GA		07/22/2021	3.000	248,320						275,912	06/23/2021
R2004958321		Dallas	GA		09/14/2022	4.150	351,948						395,447	08/29/2022
R2004956097		Lithonia	GA		07/22/2021	3.000	244,267						271,408	06/23/2021
R2004958361		Woodstock	GA		09/28/2022	4.150	376,579						423,122	09/12/2022
R2004957719		Tucson	AZ		05/25/2022	3.710	325,820						366,090	04/29/2022
R2004956772		Kissimmee	FL		02/02/2022	3.910	371,194						417,072	01/21/2022
R2004958495		Tomball	TX		10/12/2022	4.300	265,146						297,917	09/27/2022
R2004958289		Cordova	TN		09/14/2022	4.660	264,067						296,704	08/17/2022
R2004956318		Snellville	GA		07/22/2021	3.000	262,342						291,492	06/23/2021
R2004958660		Jacksonville	FL		10/12/2022	4.200	399,913						449,340	09/30/2022
R2004956513		Jacksonville	FL		11/02/2021	3.000	114,384						130,188	10/26/2021
R2004956813		Valrico	FL		02/16/2022	3.940	398,868						448,166	02/07/2022
R2004956726		Forney	TX		01/05/2022	3.880	333,392						374,598	12/27/2021
R2004956045		Jonesboro	GA		07/22/2021	3.000	216,035						240,039	06/23/2021
R2004956002		Fairburn	GA		07/22/2021	3.000	271,440						301,601	06/23/2021
R2004957012		Kissimmee	FL		03/30/2022	3.910	357,501						401,686	03/09/2022
R2004956261		McDonough	GA		07/22/2021	3.000	288,213						320,237	06/23/2021
R2004958044		Saint Cloud	FL		08/03/2022	3.910	366,401						411,687	07/01/2022
R2004957627		Fort Worth	TX		05/11/2022	3.880	335,518						376,986	04/19/2022
R2004955578		Ft Worth	TX		07/22/2021	3.000	255,536						283,929	06/15/2021
R2004956461		Jacksonville	FL		11/02/2021	3.000	109,679						124,927	10/26/2021
R2004958086		Arlington	TN		08/03/2022	4.660	326,619						366,988	07/12/2022
R2004957822		Lithonia	GA		06/08/2022	4.150	251,259						282,314	05/20/2022
R2004957005		Crosby	TX		03/16/2022	3.920	313,948						352,750	03/08/2022
R2004958183		Orlando	FL		08/31/2022	3.910	395,132						443,968	08/08/2022
R2004957475		Tavares	FL		04/13/2022	3.910	390,119						438,336	04/04/2022
R2004957257		Wake Forest	NC		04/13/2022	4.090	414,711						465,967	03/24/2022
R2004958470		Houston	TX		10/12/2022	4.300	443,718						498,560	09/27/2022
R2004957881		Cordova	TN		07/07/2022	4.660	303,764						341,308	05/31/2022
R2004955703		Goodlettsville	TN		07/22/2021	3.000	306,300						340,334	06/23/2021
R2004956649		Cypress	TX		12/08/2021	3.920	219,775						246,938	11/17/2021
R2004956834		Houston	TX		03/02/2022	3.920	324,588						364,706	02/11/2022
R2004957827		Fort Worth	TX		06/08/2022	3.880	322,652						362,530	05/25/2022
R2004958122		Sahuarita	AZ		08/03/2022	3.710	333,285						374,478	07/19/2022
R2004956903		San Antonio	TX		03/16/2022	3.750	300,915						338,107	02/25/2022
R2004956056		Lawrenceville	GA		07/22/2021	3.000	336,290						373,656	06/23/2021
R2004958425		Scottsdale	AZ		10/12/2022	4.300	611,413						686,981	09/27/2022
R2004957956		Cordova	TN		07/07/2022	4.660	334,431						375,765	06/15/2022
R2004957238		Phoenix	AZ		04/13/2022	3.710	472,576						530,984	03/23/2022
R2004956595		Jacksonville	FL		11/02/2021	3.000	162,854						184,384	10/26/2021
R2004958680		Monroe	NC		10/26/2022	4.120	333,611						374,844	10/04/2022
R2004956382		Villa Rica	GA		07/22/2021	3.000	246,879						274,311	06/23/2021
R2004958337		Sanger	TX		09/28/2022	3.880	307,950						346,011	09/01/2022
R2004958188		Buckeye	AZ		08/17/2022	3.710	391,442						439,823	07/29/2022

ANNUAL STATEMENT FOR THE YEAR 2022 OF THE AMERICAN EQUITY INVESTMENT LIFE INSURANCE COMPANY

SCHEDULE B - PART 1

Showing All Mortgage Loans OWNED December 31 of Current Year

1	2	Location		5	6	7	8	Change in Book Value/Recorded Investment					14	15
		3	4					9	10	11	12	13		
Loan Number	Code	City	State	Loan Type	Date Acquired	Rate of Interest	Book Value/Recorded Investment Excluding Accrued Interest	Unrealized Valuation Increase (Decrease)	Current Year's (Amortization)/ Accretion	Current Year's Other-Than-Temporary Impairment Recognized	Capitalized Deferred Interest and Other	Total Foreign Exchange Change in Book Value	Value of Land and Buildings	Date of Last Appraisal or Valuation
R2004957955		Tempe	GA		07/07/2022	4.150	359,145						403,534	06/14/2022
R2004956459		Jacksonville	FL		11/02/2021	3.000	171,122						193,632	10/26/2021
R2004955468		Mesquite	TX		07/22/2021	3.000	193,248						214,720	06/15/2021
R2004958665		Deltona	FL		10/12/2022	4.200	269,224						302,499	09/30/2022
R2004957126		Mesa	AZ		03/30/2022	3.710	466,383						524,026	03/18/2022
R2004957998		Crosby	TX		08/03/2022	3.920	313,849						352,639	06/23/2022
R2004957388		Pinehurst	TX		04/13/2022	3.920	272,534						306,218	03/30/2022
R2004956918		Orlando	FL		03/16/2022	3.910	317,981						357,282	02/28/2022
R2004958523		Crosby	TX		10/12/2022	4.300	314,997						353,929	09/29/2022
R2004955520		Dallas	TX		07/22/2021	3.000	220,744						245,272	06/15/2021
R2004955624		Arlington	TX		07/22/2021	3.000	258,208						286,898	06/15/2021
R2004957644		Wimauma	FL		04/27/2022	3.940	388,894						436,960	04/15/2022
R2004955629		Arlington	TX		07/22/2021	3.000	275,144						305,716	06/15/2021
R2004956593		Jacksonville	FL		11/02/2021	3.000	201,210						227,273	10/26/2021
R2004958468		Marietta	GA		10/12/2022	4.300	356,054						400,060	09/27/2022
R2004956142		Locust Grove	GA		07/22/2021	3.000	257,584						286,205	06/23/2021
R2004955781		Murfreesboro	TN		07/22/2021	3.000	285,024						316,694	06/23/2021
R2004958738		Venice	FL		12/07/2022	4.200	397,403						446,521	11/17/2022
R2004956394		Jacksonville	FL		11/02/2021	3.000	163,978						185,644	10/26/2021
R2004955910		Conyers	GA		07/22/2021	3.000	218,514						242,794	06/23/2021
R2004956507		Jacksonville	FL		11/02/2021	3.000	181,176						204,874	10/26/2021
R2004956085		Lithonia	GA		07/22/2021	3.000	228,834						254,261	06/23/2021
R2004955647		Fort Worth	TX		07/22/2021	3.000	250,647						278,497	06/15/2021
R2004957829		Delaware	OH		06/08/2022	4.040	340,521						382,608	05/23/2022
R2004955776		Murfreesboro	TN		07/22/2021	3.000	292,886						325,429	06/23/2021
R2004957609		Braselton	GA		04/27/2022	4.150	350,418						393,728	04/11/2022
R2004957906		Katy	TX		07/07/2022	3.920	305,128						342,841	06/03/2022
R2004958550		Tampa	FL		10/12/2022	4.300	478,990						538,191	09/29/2022
R2004956524		Jacksonville	FL		11/02/2021	3.000	119,456						135,860	10/26/2021
R2004956276		McDonough	GA		07/22/2021	3.000	205,209						228,010	06/23/2021
R2004956127		Locust Grove	GA		07/22/2021	3.000	242,803						269,782	06/23/2021
R2004955984		Douglasville	GA		07/22/2021	3.000	237,121						263,468	06/23/2021
R2004957542		Charlotte	NC		04/27/2022	4.120	335,725						377,219	04/08/2022
R2004956289		Powder Springs	GA		07/22/2021	3.000	265,005						294,451	06/23/2021
R2004955488		Dallas	TX		07/22/2021	3.000	209,730						233,034	06/15/2021
R2004957731		Richmond	TX		05/25/2022	3.920	296,213						332,824	05/05/2022
R2004955485		Balch Springs	TX		07/22/2021	3.000	205,845						228,717	06/15/2021
R2004957346		Bacliff	TX		04/13/2022	3.920	255,012						286,530	03/28/2022
R2004956091		Lithonia	GA		07/22/2021	3.000	222,735						247,484	06/23/2021
R2004957363		Laveen	AZ		04/13/2022	3.710	421,722						473,845	03/29/2022
R2004956168		Locust Grove	GA		07/22/2021	3.000	286,989						318,877	06/23/2021
R2004958058		Indianapolis	IN		08/03/2022	3.830	294,206						330,569	07/05/2022
R2004955907		Conyers	GA		07/22/2021	3.000	222,206						246,896	06/23/2021
R2004955637		Fort Worth	TX		07/22/2021	3.000	246,792						274,214	06/15/2021
R2004955493		Mesquite	TX		07/22/2021	3.000	301,970						335,523	06/15/2021
R2004956260		McDonough	GA		07/22/2021	3.000	289,092						321,214	06/23/2021
R2004957905		Parker	CO		07/07/2022	3.750	590,254						663,207	06/06/2022
R2004956792		Cordova	TN		02/16/2022	4.660	228,561						256,810	01/31/2022
R2004956123		Locust Grove	GA		07/22/2021	3.000	280,719						311,910	06/23/2021
R2004955576		Fort Worth	TX		07/22/2021	3.000	267,640						297,378	06/15/2021
R2004956454		Jacksonville	FL		11/02/2021	3.000	169,019						191,281	10/26/2021
R2004956302		Rex	GA		07/22/2021	3.000	202,312						224,792	06/23/2021

ANNUAL STATEMENT FOR THE YEAR 2022 OF THE AMERICAN EQUITY INVESTMENT LIFE INSURANCE COMPANY

SCHEDULE B - PART 1

Showing All Mortgage Loans OWNED December 31 of Current Year

1	2	Location		5	6	7	8	Change in Book Value/Recorded Investment					14	15
		3	4					9	10	11	12	13		
Loan Number	Code	City	State	Loan Type	Date Acquired	Rate of Interest	Book Value/Recorded Investment Excluding Accrued Interest	Unrealized Valuation Increase (Decrease)	Current Year's (Amortization)/ Accretion	Current Year's Other-Than-Temporary Impairment Recognized	Capitalized Deferred Interest and Other	Total Foreign Exchange Change in Book Value	Value of Land and Buildings	Date of Last Appraisal or Valuation
R2004958476		Tampa	FL		10/12/2022	4.300	240,578						270,312	09/27/2022
R2004956465		Jacksonville	FL		11/02/2021	3.000	98,698						112,648	10/26/2021
R2004956899		Kissimmee	FL		03/16/2022	3.910	326,055						366,354	02/25/2022
R2004958083		Ruskin	FL		08/03/2022	3.940	381,329						428,460	07/11/2022
R2004956678		Tavares	FL		12/23/2021	3.910	268,572						301,766	12/13/2021
R2004958674		Grove City	OH		10/26/2022	4.040	262,867						295,356	10/03/2022
R2004958507		Ruskin	FL		10/12/2022	4.300	420,538						472,514	09/27/2022
R2004957629		Olive Branch	MS		05/11/2022	4.660	299,238						336,223	04/18/2022
R2004956901		Burleson	TX		03/16/2022	3.880	295,769						332,325	02/25/2022
R2004956329		Snellville	GA		07/22/2021	3.000	234,447						260,497	06/23/2021
R2004956545		Jacksonville	FL		11/02/2021	3.000	147,884						167,644	10/26/2021
R2004955828		Nashville	TN		07/22/2021	3.000	258,677						287,419	06/23/2021
R2004956781		Forney	TX		02/16/2022	3.880	306,294						344,150	01/27/2022
R2004956130		Locust Grove	GA		07/22/2021	3.000	245,920						273,245	06/23/2021
R2004958545		Fernandina Beach	FL		10/12/2022	4.300	365,159						410,292	09/29/2022
R2004957666		Charlotte	NC		05/11/2022	4.120	314,446						353,310	04/26/2022
R2004956630		Jacksonville	FL		11/02/2021	3.000	107,556						122,551	10/26/2021
R2004956348		Stockbridge	GA		07/22/2021	3.000	217,497						241,664	06/23/2021
R2004956698		Charlotte	NC		01/05/2022	4.120	339,526						381,490	12/15/2021
R2004955560		Fort Worth	TX		07/22/2021	3.000	221,026						245,585	06/15/2021
R2004958275		Indianapolis	IN		08/31/2022	3.830	244,463						274,677	08/15/2022
R2004957522		Mesa	AZ		04/27/2022	3.710	420,073						471,992	04/07/2022
R2004956283		Oxford	GA		07/22/2021	3.000	198,512						220,569	06/23/2021
R2004956212		McDonough	GA		07/22/2021	3.000	215,917						239,908	06/23/2021
R2004955717		Hermitage	TN		07/22/2021	3.000	312,845						347,606	06/23/2021
R2004956200		Marietta	GA		07/22/2021	3.000	317,104						352,338	06/23/2021
R2004955810		Nashville	TN		07/22/2021	3.000	416,953						463,282	06/23/2021
R2004955927		Covington	GA		07/22/2021	3.000	211,151						234,613	06/23/2021
R2004958407		Snellville	GA		10/12/2022	4.300	288,024						323,623	09/27/2022
R2004958604		Mesa	AZ		10/12/2022	4.200	292,625						328,792	09/30/2022
R2004957924		Bacliff	TX		07/07/2022	3.920	299,497						336,513	06/08/2022
R2004955594		Waxahachie	TX		07/22/2021	3.000	254,585						282,873	06/15/2021
R2004955732		La Vergne	TN		07/22/2021	3.000	295,335						328,151	06/23/2021
R2004957611		Cordova	TN		04/27/2022	4.660	333,746						374,995	04/12/2022
R2004957709		Baytown	TX		05/25/2022	3.920	257,958						289,840	04/29/2022
R2004956227		McDonough	GA		07/22/2021	3.000	283,652						315,169	06/23/2021
R2004957453		Oakland	TN		04/13/2022	4.660	267,403						300,453	04/04/2022
R2004955609		Mansfield	TX		07/22/2021	3.000	263,748						293,054	06/15/2021
R2004956298		Powder Springs	GA		07/22/2021	3.000	275,884						306,538	06/23/2021
R2004956602		Jacksonville	FL		11/02/2021	3.000	204,199						230,615	10/26/2021
R2004955500		Forney	TX		07/22/2021	3.000	234,157						260,175	06/15/2021
R2004957879		Delaware	OH		07/07/2022	4.040	322,860						362,764	05/31/2022
R2004956836		Tampa	FL		03/02/2022	3.940	377,237						423,862	02/11/2022
R2004956697		Burleson	TX		01/05/2022	3.880	264,245						296,904	12/15/2021
R2004958073		Chandler	AZ		08/03/2022	3.710	430,020						483,169	07/07/2022
R2004956522		Jacksonville	FL		11/02/2021	3.000	157,966						178,922	10/26/2021
R2004957106		Oakland	TN		03/30/2022	4.660	265,496						298,310	03/16/2022
R2004956067		Lawrenceville	GA		07/22/2021	3.000	328,673						365,193	06/23/2021
R2004955692		Franklin	TN		07/22/2021	3.000	417,475						463,862	06/23/2021
R2004956216		McDonough	GA		07/22/2021	3.000	283,133						314,593	06/23/2021
R2004957330		Olive Branch	MS		04/13/2022	4.660	313,039						351,729	03/28/2022
R2004956494		Jacksonville	FL		11/02/2021	3.000	215,981						243,793	10/26/2021

ANNUAL STATEMENT FOR THE YEAR 2022 OF THE AMERICAN EQUITY INVESTMENT LIFE INSURANCE COMPANY

SCHEDULE B - PART 1

Showing All Mortgage Loans OWNED December 31 of Current Year

1	2	Location		5	6	7	8	Change in Book Value/Recorded Investment					14	15
		3	4					9	10	11	12	13		
Loan Number	Code	City	State	Loan Type	Date Acquired	Rate of Interest	Book Value/Recorded Investment Excluding Accrued Interest	Unrealized Valuation Increase (Decrease)	Current Year's (Amortization)/ Accretion	Current Year's Other-Than-Temporary Impairment Recognized	Capitalized Deferred Interest and Other	Total Foreign Exchange Change in Book Value	Value of Land and Buildings	Date of Last Appraisal or Valuation
R2004955842		Smyrna	TN.		07/22/2021	3.000	263,970						293,301	06/23/2021
R2004957035		Indianapolis	IN.		03/30/2022	3.830	248,812						279,564	03/11/2022
R2004955639		Fort Worth	TX.		07/22/2021	3.000	248,994						276,661	06/15/2021
R2004955951		Covington	GA.		07/22/2021	3.000	179,559						199,510	06/23/2021
R2004958671		McDonough	GA.		10/12/2022	4.200	393,506						442,142	09/30/2022
R2004958330		Mount Dora	FL.		09/14/2022	3.910	357,007						401,132	08/30/2022
R2004955986		Douglasville	GA.		07/22/2021	3.000	226,211						251,346	06/23/2021
R2004956270		McDonough	GA.		07/22/2021	3.000	289,579						321,755	06/23/2021
R2004957526		Sahuarita	AZ.		04/27/2022	3.710	313,376						352,108	04/07/2022
R2004957654		McDonough	GA.		05/11/2022	4.150	334,989						376,392	04/28/2022
R2004956798		Riverview	FL.		02/16/2022	3.940	311,350						349,831	01/31/2022
R2004957693		Clermont	FL.		05/11/2022	3.910	372,883						418,970	04/28/2022
R2004956740		Land O Lakes	FL.		01/19/2022	3.940	389,738						437,908	01/04/2022
R2004955602		Waxahachie	TX.		07/22/2021	3.000	259,566						288,407	06/15/2021
R2004958350		Cordova	TN.		09/28/2022	4.660	269,978						303,346	09/06/2022
R2004957658		Peoria	AZ.		05/11/2022	3.710	470,387						528,525	04/22/2022
R2004956576		Jacksonville	FL.		11/02/2021	3.000	167,809						189,924	10/26/2021
R2004955519		Mesquite	TX.		07/22/2021	3.000	227,493						252,771	06/15/2021
R2004956682		Arlington	TX.		12/23/2021	3.880	291,182						327,171	12/06/2021
R2004955515		Arlington	TX.		07/22/2021	3.000	255,214						283,572	06/15/2021
R2004956354		Stockbridge	GA.		07/22/2021	3.000	286,279						318,088	06/23/2021
R2004957652		Fishers	IN.		05/11/2022	3.830	297,082						333,800	04/21/2022
R2004955915		Conyers	GA.		07/22/2021	3.000	186,883						207,648	06/23/2021
R2004957929		Riverview	FL.		07/07/2022	3.940	390,388						438,638	06/08/2022
R2004956890		Peoria	AZ.		03/02/2022	3.710	365,920						411,146	02/15/2022
R2004958441		Gahanna	OH.		10/12/2022	4.300	227,781						255,934	09/27/2022
R2004956206		McDonough	GA.		07/22/2021	3.000	278,606						309,563	06/23/2021
R2004956018		Hampton	GA.		07/22/2021	3.000	304,113						337,904	06/23/2021
R2004958327		Fairburn	GA.		09/14/2022	4.150	351,069						394,460	08/30/2022
R2004957673		Humble	TX.		05/11/2022	3.920	262,851						295,338	04/19/2022
R2004958593		Houston	TX.		10/12/2022	4.200	323,053						362,981	09/30/2022
R2004956466		Jacksonville	FL.		11/02/2021	3.000	117,011						133,126	10/26/2021
R2004955789		Murfreesboro	TN.		07/22/2021	3.000	272,871						303,190	06/23/2021
R2004957686		Lockbourne	OH.		05/11/2022	4.040	324,962						365,126	04/27/2022
R2004958186		Mulberry	FL.		08/17/2022	3.940	407,956						458,378	08/01/2022
R2004955648		Fort Worth	TX.		07/22/2021	3.000	249,581						277,313	06/15/2021
R2004957659		Apollo Beach	FL.		05/11/2022	3.940	384,331						431,833	04/25/2022
R2004956413		Jacksonville	FL.		11/02/2021	3.000	129,375						146,951	10/26/2021
R2004956499		Jacksonville	FL.		11/02/2021	3.000	149,236						169,160	10/26/2021
R2004956734		Clayton	NC.		01/19/2022	4.090	268,816						302,040	12/30/2021
R2004955878		Atlanta	GA.		07/22/2021	3.000	269,244						299,161	06/23/2021
R2004956257		McDonough	GA.		07/22/2021	3.000	190,266						211,407	06/23/2021
R2004955818		Nashville	TN.		07/22/2021	3.000	238,024						264,472	06/23/2021
R2004955758		La Vergne	TN.		07/22/2021	3.000	328,222						364,692	06/23/2021
R2004957951		Antioch	TN.		07/07/2022	4.150	339,441						381,394	06/13/2022
R2004955899		College Park	GA.		07/22/2021	3.000	266,384						295,983	06/23/2021
R2004957527		Maricopa	AZ.		04/27/2022	3.710	320,692						360,328	04/07/2022
R2004956470		Jacksonville	FL.		11/02/2021	3.000	226,910						256,014	10/26/2021
R2004956940		Phoenix	AZ.		03/30/2022	3.710	384,861						432,428	03/03/2022
R2004958737		Sarasota	FL.		12/07/2022	4.200	453,326						509,355	11/17/2022
R2004958675		Cordova	TN.		10/26/2022	4.660	228,410						256,641	10/04/2022
R2004956128		Locust Grove	GA.		07/22/2021	3.000	376,263						418,071	06/23/2021

ANNUAL STATEMENT FOR THE YEAR 2022 OF THE AMERICAN EQUITY INVESTMENT LIFE INSURANCE COMPANY

SCHEDULE B - PART 1

Showing All Mortgage Loans OWNED December 31 of Current Year

1	2	Location		5	6	7	8	Change in Book Value/Recorded Investment					14	15
		3	4					9	10	11	12	13		
Loan Number	Code	City	State	Loan Type	Date Acquired	Rate of Interest	Book Value/Recorded Investment Excluding Accrued Interest	Unrealized Valuation Increase (Decrease)	Current Year's (Amortization)/ Accretion	Current Year's Other-Than-Temporary Impairment Recognized	Capitalized Deferred Interest and Other	Total Foreign Exchange Change in Book Value	Value of Land and Buildings	Date of Last Appraisal or Valuation
R2004956106		Locust Grove	GA		07/22/2021	3.000	272,785						303,095	06/23/2021
R2004956353		Stockbridge	GA		07/22/2021	3.000	245,661						272,957	06/23/2021
R2004956266		McDonough	GA		07/22/2021	3.000	286,323						318,137	06/23/2021
R2004956646		Hampton	GA		12/08/2021	4.150	315,528						354,526	11/17/2021
R2004955835		Old Hickory	TN		07/22/2021	3.000	375,837						417,597	06/23/2021
R2004955892		Austell	GA		07/22/2021	3.000	234,444						260,494	06/23/2021
R2004958013		Green Valley	AZ		08/03/2022	3.710	349,979						393,235	06/27/2022
R2004958419		Snellville	GA		10/12/2022	4.300	342,405						384,725	09/27/2022
R2004958090		Mooreville	NC		08/03/2022	4.120	347,339						390,269	07/12/2022
R2004958197		Parker	CO		08/31/2022	3.750	575,630						646,775	08/01/2022
R2004958022		Houston	TX		08/03/2022	3.920	297,345						334,096	06/29/2022
R2004957055		Lithia	FL		03/30/2022	3.940	391,788						440,211	03/14/2022
R2004958007		Adairsville	GA		08/03/2022	4.150	348,986						392,118	06/28/2022
R2004956898		Cordova	TN		03/16/2022	4.660	212,261						238,495	02/25/2022
R2004955458		Dallas	TX		07/22/2021	3.000	208,687						231,875	06/15/2021
R2004956202		Marietta	GA		07/22/2021	3.000	285,641						317,379	06/23/2021
R2004956379		Union City	GA		07/22/2021	3.000	249,845						277,606	06/23/2021
R2004956286		Peachtree City	GA		07/22/2021	3.000	300,362						333,736	06/23/2021
R2004957979		Orlando	FL		08/03/2022	3.910	371,620						417,551	06/22/2022
R2004956599		Jacksonville	FL		11/02/2021	3.000	91,597						104,705	10/26/2021
R2004957691		Cedar Hill	TX		05/25/2022	3.880	319,112						358,553	05/06/2022
R2004955950		Covington	GA		07/22/2021	3.000	179,638						199,598	06/23/2021
R2004955683		Antioch	TN		07/22/2021	3.000	322,155						354,479	06/23/2021
R2004955793		Murfreesboro	TN		07/22/2021	3.000	335,699						372,999	06/23/2021
R2004955573		Arlington	TX		07/22/2021	3.000	306,620						340,689	06/15/2021
R2004955471		Terrell	TX		07/22/2021	3.000	215,582						239,536	06/15/2021
R2004956847		Mansfield	TX		03/02/2022	3.880	303,054						340,510	02/22/2022
R2004956679		Brandon	FL		12/23/2021	3.940	294,108						330,458	12/09/2021
R2004955821		Nashville	TN		07/22/2021	3.000	303,938						337,709	06/23/2021
R2004958402		Jacksonville	FL		10/12/2022	4.300	292,613						328,779	09/27/2022
R2004956648		Kissimmee	FL		12/08/2021	3.910	291,701						327,754	11/17/2021
R2004955641		Fort Worth	TX		07/22/2021	3.000	247,733						275,259	06/15/2021
R2004955870		White House	TN		07/22/2021	3.000	450,788						500,876	06/23/2021
R2004958344		Noblesville	IN		09/28/2022	3.830	304,278						341,885	09/06/2022
R2004956141		Locust Grove	GA		07/22/2021	3.000	262,452						291,614	06/23/2021
R2004955844		Smyrna	TN		07/22/2021	3.000	387,336						430,374	06/23/2021
R2004956689		Haslet	TX		10/26/2022	3.880	296,785						333,466	10/12/2022
R2004957861		La Vergne	TN		07/07/2022	4.150	352,383						395,936	05/27/2022
R2004958395		Riverview	FL		10/12/2022	3.940	338,567						380,412	09/26/2022
R2004957707		Sun City	AZ		05/25/2022	3.710	472,758						531,189	04/29/2022
R2004956107		Locust Grove	GA		07/22/2021	3.000	284,316						315,907	06/23/2021
R2004956658		Charlotte	NC		12/08/2021	4.120	322,752						362,643	11/22/2021
R2004956845		Canal Winchester	OH		03/02/2022	4.040	251,671						282,776	02/17/2022
R2004956705		White Settlement	TX		01/05/2022	3.880	281,681						316,496	12/17/2021
R2004958266		Braseltton	GA		08/31/2022	4.150	249,553						280,397	08/15/2022
R2004955518		Mesquite	TX		07/22/2021	3.000	226,312						251,458	06/15/2021
R2004955806		Murfreesboro	TN		07/22/2021	3.000	348,253						386,948	06/23/2021
R2004955622		Arlington	TX		07/22/2021	3.000	259,808						288,676	06/15/2021
R2004958451		Surprise	AZ		10/12/2022	4.300	464,845						522,298	09/27/2022
R2004956475		Jacksonville	FL		11/02/2021	3.000	85,297						97,663	10/26/2021
R2004955678		Antioch	TN		07/22/2021	3.000	315,783						350,871	06/23/2021
R2004956453		Jacksonville	FL		11/02/2021	3.000	127,328						144,662	10/26/2021

ANNUAL STATEMENT FOR THE YEAR 2022 OF THE AMERICAN EQUITY INVESTMENT LIFE INSURANCE COMPANY

SCHEDULE B - PART 1

Showing All Mortgage Loans OWNED December 31 of Current Year

1	2	Location		5	6	7	8	Change in Book Value/Recorded Investment					14	15
		3	4					9	10	11	12	13		
Loan Number	Code	City	State	Loan Type	Date Acquired	Rate of Interest	Book Value/Recorded Investment Excluding Accrued Interest	Unrealized Valuation Increase (Decrease)	Current Year's (Amortization)/ Accretion	Current Year's Other-Than-Temporary Impairment Recognized	Capitalized Deferred Interest and Other	Total Foreign Exchange Change in Book Value	Value of Land and Buildings	Date of Last Appraisal or Valuation
R2004958396		Raleigh	NC		10/12/2022	4.090	376,619						423,167	09/26/2022
R2004956440		Jacksonville	FL		11/02/2021	3.000	158,571						179,598	10/26/2021
R2004956132		Locust Grove	GA		07/22/2021	3.000	244,513						271,682	06/23/2021
R2004957824		San Antonio	TX		06/08/2022	3.750	314,387						353,244	05/20/2022
R2004958433		Douglasville	GA		10/12/2022	4.300	256,305						287,983	09/27/2022
R2004957961		Charlotte	NC		07/07/2022	4.120	357,099						401,235	06/16/2022
R2004957747		Cordova	TN		05/25/2022	4.660	259,567						291,648	05/06/2022
R2004958187		Orlando	FL		08/17/2022	3.910	368,514						414,061	07/29/2022
R2004958746		Haslet	TX		12/07/2022	3.880	312,290						350,888	11/28/2022
R2004956183		Hampton	GA		07/22/2021	3.000	215,147						239,053	06/23/2021
R2004955933		Covington	GA		07/22/2021	3.000	245,215						272,462	06/23/2021
R2004955825		Nashville	TN		07/22/2021	3.000	269,208						299,120	06/23/2021
R2004956814		Ruskin	FL		02/16/2022	3.940	367,212						412,598	02/07/2022
R2004955926		Covington	GA		07/22/2021	3.000	167,329						185,922	06/23/2021
R2004957949		South Fulton	GA		07/07/2022	4.150	403,064						452,881	06/14/2022
R2004955769		Madison	TN		07/22/2021	3.000	279,061						310,068	06/23/2021
R2004955765		Madison	TN		07/22/2021	3.000	307,829						342,033	06/23/2021
R2004958469		Lebanon	TN		10/12/2022	4.300	346,772						389,631	09/27/2022
R2004955601		Dallas	TX		07/22/2021	3.000	272,404						302,672	06/15/2021
R2004956066		Lawrenceville	GA		07/22/2021	3.000	337,159						374,622	06/23/2021
R2004958646		Orlando	FL		10/12/2022	4.200	443,970						498,843	09/30/2022
R2004955548		Waxahachie	TX		07/22/2021	3.000	288,306						320,341	06/15/2021
R2004956207		McDonough	GA		07/22/2021	3.000	274,876						305,418	06/23/2021
R2004958558		Atlanta	GA		10/12/2022	4.200	555,785						624,478	09/30/2022
R2004958493		Missouri City	TX		10/12/2022	4.300	285,499						320,786	09/27/2022
R2004958546		Orange City	FL		10/12/2022	4.300	299,513						336,532	09/29/2022
R2004955481		Terrell	TX		07/22/2021	3.000	228,281						253,646	06/15/2021
R2004955579		Arlington	TX		07/22/2021	3.000	254,831						283,146	06/15/2021
R2004956242		McDonough	GA		07/22/2021	3.000	211,023						234,470	06/23/2021
R2004956030		Hampton	GA		07/22/2021	3.000	303,548						337,276	06/23/2021
R2004955592		Waxahachie	TX		07/22/2021	3.000	249,554						277,283	06/15/2021
R2004955551		Dallas	TX		07/22/2021	3.000	247,626						275,141	06/15/2021
R2004957030		Surprise	AZ		03/30/2022	3.710	427,075						479,859	03/10/2022
R2004956112		Locust Grove	GA		07/22/2021	3.000	275,368						305,965	06/23/2021
R2004955852		Smyrna	TN		07/22/2021	3.000	291,808						324,232	06/23/2021
R2004955782		Murfreesboro	TN		07/22/2021	3.000	480,025						533,362	06/23/2021
R2004955973		Dacula	GA		07/22/2021	3.000	298,011						331,124	06/23/2021
R2004956122		Locust Grove	GA		07/22/2021	3.000	247,465						274,962	06/23/2021
R2004955834		Nashville	TN		07/22/2021	3.000	521,578						579,532	06/23/2021
R2004955696		Gallatin	TN		07/22/2021	3.000	237,676						264,085	06/23/2021
R2004958312		Krum	TX		09/14/2022	3.880	307,764						345,802	08/23/2022
R2004956290		Powder Springs	GA		07/22/2021	3.000	235,695						261,884	06/23/2021
R2004956517		Jacksonville	FL		11/02/2021	3.000	187,868						212,358	10/26/2021
R2004958423		Zephyrhills	FL		10/12/2022	4.300	238,037						267,457	09/27/2022
R2004956683		Covington	GA		12/23/2021	4.150	244,806						275,063	12/03/2021
R2004955486		Balch Springs	TX		07/22/2021	3.000	210,180						233,534	06/15/2021
R2004958372		Gibsonton	FL		10/12/2022	3.940	379,545						426,455	09/16/2022
R2004956356		Stockbridge	GA		07/22/2021	3.000	192,231						213,590	06/23/2021
R2004955719		Hermitage	TN		07/22/2021	3.000	279,900						311,000	06/23/2021
R2004958052		Queen Creek	AZ		08/03/2022	3.710	499,251						560,956	07/06/2022
R2004955783		Murfreesboro	TN		07/22/2021	3.000	312,854						347,616	06/23/2021
R2004958306		Avon	IN		09/14/2022	3.830	228,693						256,958	08/22/2022

ANNUAL STATEMENT FOR THE YEAR 2022 OF THE AMERICAN EQUITY INVESTMENT LIFE INSURANCE COMPANY

SCHEDULE B - PART 1

Showing All Mortgage Loans OWNED December 31 of Current Year

1	2	Location		5	6	7	8	Change in Book Value/Recorded Investment					14	15
		3	4					9	10	11	12	13		
Loan Number	Code	City	State	Loan Type	Date Acquired	Rate of Interest	Book Value/Recorded Investment Excluding Accrued Interest	Unrealized Valuation Increase (Decrease)	Current Year's (Amortization)/ Accretion	Current Year's Other-Than-Temporary Impairment Recognized	Capitalized Deferred Interest and Other	Total Foreign Exchange Change in Book Value	Value of Land and Buildings	Date of Last Appraisal or Valuation
R2004956133		Locust Grove	GA		..07/22/2021	3.000	245,708						273,009	06/23/2021
R2004957926		Kingwood	TX		..07/07/2022	3.920	315,783						354,812	06/03/2022
R2004956073		Lithonia	GA		..07/22/2021	3.000	245,960						273,289	06/23/2021
R2004955616		Fort Worth	TX		..07/22/2021	3.000	209,826						233,140	06/15/2021
R2004955634		Fort Worth	TX		..07/22/2021	3.000	246,921						274,357	06/15/2021
R2004957774		Jonesboro	GA		..06/08/2022	4.150	247,934						278,577	05/13/2022
R2004956542		Jacksonville	FL		..11/02/2021	3.000	118,728						135,043	10/26/2021
R2004955474		Ennis	TX		..07/22/2021	3.000	254,709						283,011	06/15/2021
R2004956339		Snellville	GA		..07/22/2021	3.000	298,906						332,118	06/23/2021
R2004956148		Locust Grove	GA		..07/22/2021	3.000	273,382						303,758	06/23/2021
R2004958587		San Antonio	TX		..10/12/2022	4.200	419,740						471,618	09/30/2022
R2004956725		Lawrenceville	GA		..01/05/2022	4.150	374,289						420,549	12/28/2021
R2004956972		Fort Worth	TX		..03/30/2022	3.880	235,965						265,129	03/08/2022
R2004958481		Land O Lakes	FL		..10/12/2022	4.300	431,108						484,391	09/27/2022
R2004955618		Fort Worth	TX		..07/22/2021	3.000	226,517						251,686	06/15/2021
R2004957665		Ruskin	FL		..05/11/2022	3.940	380,647						427,693	04/25/2022
R2004958326		Bremen	GA		..09/14/2022	4.150	316,794						355,948	08/29/2022
R2004956622		Jacksonville	FL		..11/02/2021	3.000	188,644						213,222	10/26/2021
R2004956800		Cordova	TN		..02/16/2022	4.660	222,755						250,286	01/31/2022
R2004955778		Murfreesboro	TN		..07/22/2021	3.000	315,687						350,764	06/23/2021
R2004956079		Lithonia	GA		..07/22/2021	3.000	241,480						268,312	06/23/2021
R2004956723		Riverview	FL		..01/05/2022	3.940	308,356						346,467	12/27/2021
R2004958091		Mesa	AZ		..08/03/2022	3.710	457,205						513,714	07/11/2022
R2004958740		Winter Garden	FL		..12/07/2022	4.200	386,144						433,870	11/17/2022
R2004957736		Mansfield	TX		..05/25/2022	3.880	330,374						371,207	05/05/2022
R2004956618		Jacksonville	FL		..11/02/2021	3.000	149,345						169,278	10/26/2021
R2004955693		Gallatin	TN		..07/22/2021	3.000	268,164						297,961	06/23/2021
R2004955726		La Vergne	TN		..07/22/2021	3.000	297,605						330,673	06/23/2021
R2004957399		Phoenix	AZ		..04/13/2022	3.710	482,222						541,823	03/31/2022
R2004958457		Houston	TX		..10/12/2022	4.300	362,842						407,688	09/27/2022
R2004957050		Houston	TX		..03/30/2022	3.920	315,768						354,795	03/11/2022
R2004956560		Jacksonville	FL		..11/02/2021	3.000	128,299						145,744	10/26/2021
R2004958063		Katy	TX		..08/03/2022	3.750	313,575						352,332	06/30/2022
R2004955473		Burleson	TX		..07/22/2021	3.000	244,305						271,451	06/15/2022
R2004956820		Dallas	TX		..02/16/2022	3.880	288,097						323,705	02/08/2022
R2004955611		Mansfield	TX		..07/22/2021	3.000	246,897						274,331	06/15/2021
R2004957594		Spring	TX		..04/27/2022	3.920	265,523						298,341	04/11/2022
R2004956581		Jacksonville	FL		..11/02/2021	3.000	186,615						210,953	10/26/2021
R2004955847		Smyrna	TN		..07/22/2021	3.000	284,139						315,710	06/23/2021
R2004955741		La Vergne	TN		..07/22/2021	3.000	291,452						323,836	06/23/2021
R2004958734		Tampa	FL		..12/07/2022	4.200	613,435						689,253	11/17/2022
R2004956331		Snellville	GA		..07/22/2021	3.000	218,595						242,884	06/23/2021
R2004956182		Loganville	GA		..07/22/2021	3.000	291,970						324,412	06/23/2021
R2004956088		Lithonia	GA		..07/22/2021	3.000	221,823						246,471	06/23/2021
R2004957593		Queen Creek	AZ		..04/27/2022	3.710	482,171						541,765	04/11/2022
R2004957476		Memphis	TN		..04/13/2022	4.660	286,358						321,750	04/04/2022
R2004955756		La Vergne	TN		..07/22/2021	3.000	310,389						344,877	06/23/2021
R2004955475		Burleson	TX		..07/22/2021	3.000	254,257						282,508	06/15/2021
R2004956917		Dallas	GA		..03/16/2022	4.150	291,010						326,978	02/28/2022
R2004958685		Groveport	OH		..10/26/2022	4.040	278,855						313,320	10/07/2022
R2004956328		Snellville	GA		..07/22/2021	3.000	279,703						310,782	06/23/2021
R2004956919		Apache Junction	AZ		..03/16/2022	3.710	391,357						439,727	02/28/2022

E04.98

ANNUAL STATEMENT FOR THE YEAR 2022 OF THE AMERICAN EQUITY INVESTMENT LIFE INSURANCE COMPANY

SCHEDULE B - PART 1

Showing All Mortgage Loans OWNED December 31 of Current Year

1	2	Location		5	6	7	8	Change in Book Value/Recorded Investment					14	15
		3	4					9	10	11	12	13		
Loan Number	Code	City	State	Loan Type	Date Acquired	Rate of Interest	Book Value/Recorded Investment Excluding Accrued Interest	Unrealized Valuation Increase (Decrease)	Current Year's (Amortization)/ Accretion	Current Year's Other-Than-Temporary Impairment Recognized	Capitalized Deferred Interest and Other	Total Foreign Exchange Change in Book Value	Value of Land and Buildings	Date of Last Appraisal or Valuation
R2004956070		Lithia Springs	GA		07/22/2021	3.000	242,301						269,224	06/23/2021
R2004956714		Ruskin	FL		01/05/2022	3.940	402,695						452,466	12/27/2021
R2004957076		Avondale	AZ		03/30/2022	3.710	379,348						426,234	03/15/2022
R2004955673		Antioch	TN		07/22/2021	3.000	292,484						324,983	06/23/2021
R2004957938		Royse City	TX		07/07/2022	3.880	353,259						396,920	06/13/2022
R2004955461		Terrell	TX		07/22/2021	3.000	234,163						260,182	06/15/2021
R2004955476		Mansfield	TX		07/22/2021	3.000	231,003						256,671	06/15/2021
R2004956580		Jacksonville	FL		11/02/2021	3.000	202,506						228,722	10/26/2021
R2004956559		Jacksonville	FL		11/02/2021	3.000	188,360						212,905	10/26/2021
R2004956414		Jacksonville	FL		11/02/2021	3.000	212,537						239,942	10/26/2021
R2004956224		McDonough	GA		07/22/2021	3.000	225,626						250,696	06/23/2021
R2004956900		Cypress	TX		03/16/2022	3.920	283,833						318,913	02/24/2022
R2004958535		Durham	NC		10/12/2022	4.300	269,021						302,271	09/29/2022
R2004955767		Madison	TN		07/22/2021	3.000	296,309						329,233	06/23/2021
R2004956788		Kissimmee	FL		02/16/2022	3.910	347,720						390,697	01/28/2022
R2004957667		Arlington	TX		05/11/2022	3.880	321,252						360,957	04/27/2022
R2004958716		Dacula	GA		11/09/2022	4.300	428,821						481,821	10/27/2022
R2004955797		Murfreesboro	TN		07/22/2021	3.000	322,459						358,288	06/23/2021
R2004956613		Jacksonville	FL		11/02/2021	3.000	132,553						150,502	10/26/2021
R2004955826		Nashville	TN		07/22/2021	3.000	382,235						424,706	06/23/2021
R2004955985		Douglasville	GA		07/22/2021	3.000	241,413						268,237	06/23/2021
R2004957406		Clayton	NC		04/13/2022	4.090	402,945						452,747	04/01/2022
R2004956495		Jacksonville	FL		11/02/2021	3.000	192,668						217,725	10/26/2021
R2004958456		Stockbridge	GA		10/12/2022	4.300	304,630						342,281	09/27/2022
R2004957823		Greenwood	IN		06/08/2022	3.830	222,884						250,432	05/20/2022
R2004957239		Port Richey	FL		04/13/2022	3.940	304,220						341,820	03/23/2022
R2004958273		Sun City Center	FL		08/31/2022	3.940	379,493						426,397	08/16/2022
R2004956939		Buckeye	AZ		03/16/2022	3.710	369,392						415,047	03/02/2022
R2004955499		Waxahachie	TX		07/22/2021	3.000	354,136						393,485	06/15/2021
R2004956718		Tampa	FL		01/05/2022	3.940	363,920						408,899	12/28/2021
R2004957546		Covington	GA		04/27/2022	4.150	313,506						352,254	04/07/2022
R2004957115		Queen Creek	AZ		03/30/2022	3.710	373,423						419,576	03/17/2022
R2004956931		Forney	TX		03/16/2022	3.880	322,678						362,560	02/22/2022
R2004955533		Forney	TX		07/22/2021	3.000	270,132						300,147	06/15/2021
R2004956393		Jacksonville	FL		11/02/2021	3.000	228,411						257,693	10/26/2021
R2004955615		Arlington	TX		07/22/2021	3.000	283,925						315,473	06/15/2021
R2004955590		Waxahachie	TX		07/22/2021	3.000	227,889						253,211	06/15/2021
R2004956745		Cedar Hill	TX		01/19/2022	3.880	299,930						337,000	01/04/2022
R2004956472		Jacksonville	FL		11/02/2021	3.000	143,098						162,296	10/26/2021
R2004958067		Fort Worth	TX		08/03/2022	3.880	254,615						286,084	07/06/2022
R2004955562		Grand Prairie	TX		07/22/2021	3.000	174,108						193,454	06/15/2021
R2004956531		Jacksonville	FL		11/02/2021	3.000	196,487						221,992	10/26/2021
R2004956082		Lithonia	GA		07/22/2021	3.000	228,532						253,925	06/23/2021
R2004958571		McDonough	GA		10/12/2022	4.200	272,219						305,864	09/30/2022
R2004956961		Orlando	FL		03/16/2022	3.910	357,723						401,936	03/07/2022
R2004956608		Jacksonville	FL		11/02/2021	3.000	177,779						201,072	10/26/2021
R2004958328		Tucson	AZ		09/28/2022	3.710	310,780						349,191	08/31/2022
R2004957695		Columbus	OH		05/11/2022	4.040	349,563						392,767	04/26/2022
R2004957936		Olive Branch	MS		07/07/2022	4.660	249,378						280,200	06/10/2022
R2004956077		Lithonia	GA		07/22/2021	3.000	247,086						274,541	06/23/2021
R2004955903		Conyers	GA		07/22/2021	3.000	210,014						233,349	06/23/2021
R2004958249		Cordova	TN		09/14/2022	4.660	222,000						249,438	08/11/2022

ANNUAL STATEMENT FOR THE YEAR 2022 OF THE AMERICAN EQUITY INVESTMENT LIFE INSURANCE COMPANY

SCHEDULE B - PART 1

Showing All Mortgage Loans OWNED December 31 of Current Year

1	2	Location		5	6	7	8	Change in Book Value/Recorded Investment					14	15
		3	4					9	10	11	12	13		
Loan Number	Code	City	State	Loan Type	Date Acquired	Rate of Interest	Book Value/Recorded Investment Excluding Accrued Interest	Unrealized Valuation Increase (Decrease)	Current Year's (Amortization)/ Accretion	Current Year's Other-Than-Temporary Impairment Recognized	Capitalized Deferred Interest and Other	Total Foreign Exchange Change in Book Value	Value of Land and Buildings	Date of Last Appraisal or Valuation
R2004957660		Kissimmee	FL		05/11/2022	3.910	382,261						429,507	04/25/2022
R2004956568		Jacksonville	FL		11/02/2021	3.000	201,227						227,292	10/26/2021
R2004958298		Bacliff	TX		09/14/2022	3.920	268,755						301,972	08/22/2022
R2004957600		Tavares	FL		04/27/2022	3.910	371,226						417,108	04/11/2022
R2004956501		Jacksonville	FL		11/02/2021	3.000	231,223						261,564	10/26/2021
R2004957473		Charlotte	NC		04/13/2022	4.120	334,093						375,385	04/04/2022
R2004955513		Arlington	TX		07/22/2021	3.000	288,846						320,941	06/15/2021
R2004955982		Douglasville	GA		07/22/2021	3.000	201,882						224,314	06/23/2021
R2004956626		Jacksonville	FL		11/02/2021	3.000	247,508						279,047	10/26/2021
R2004955636		Fort Worth	TX		07/22/2021	3.000	248,213						275,793	06/15/2021
R2004955865		Spring Hill	TN		07/22/2021	3.000	366,375						407,084	06/23/2021
R2004957772		Cordova	TN		06/08/2022	4.660	323,153						363,093	05/13/2022
R2004955890		Atlanta	GA		07/22/2021	3.000	233,345						259,273	06/23/2021
R2004957022		Phoenix	AZ		03/30/2022	3.710	368,755						414,331	03/11/2022
R2004957913		Gilbert	AZ		07/07/2022	3.710	515,115						578,781	06/06/2022
R2004955836		Old Hickory	TN		07/22/2021	3.000	297,815						330,906	06/23/2021
R2004955830		Nashville	TN		07/22/2021	3.000	405,638						450,710	06/23/2021
R2004955901		College Park	GA		07/22/2021	3.000	251,498						279,443	06/23/2021
R2004956054		Lawrenceville	GA		07/22/2021	3.000	293,140						325,712	06/23/2021
R2004958514		Whitestown	IN		10/12/2022	4.300	338,050						379,831	09/27/2022
R2004958146		Lithopolis	OH		08/03/2022	4.040	329,554						370,285	07/20/2022
R2004956020		Hampton	GA		07/22/2021	3.000	234,505						260,562	06/23/2021
R2004955657		Arlington	TX		07/22/2021	3.000	257,853						286,504	06/15/2021
R2004958557		Florence	AZ		10/12/2022	4.200	361,096						405,726	09/30/2022
R2004956210		McDonough	GA		07/22/2021	3.000	282,438						313,821	06/23/2021
R2004955495		Terrell	TX		07/22/2021	3.000	236,659						262,955	06/15/2021
R2004958577		Murfreesboro	TN		10/12/2022	4.200	358,715						403,051	09/30/2022
R2004956129		Locust Grove	GA		07/22/2021	3.000	237,421						263,802	06/23/2021
R2004955877		Atlanta	GA		07/22/2021	3.000	223,623						248,470	06/23/2021
R2004958581		Peoria	AZ		10/12/2022	4.200	494,347						555,446	09/30/2022
R2004956617		Jacksonville	FL		11/02/2021	3.000	151,315						171,481	10/26/2021
R2004955799		Murfreesboro	TN		07/22/2021	3.000	363,724						404,138	06/23/2021
R2004957471		Cordova	TN		04/13/2022	4.660	334,264						375,577	04/04/2022
R2004955721		Hermitage	TN		07/22/2021	3.000	400,293						444,771	06/23/2021
R2004956355		Stockbridge	GA		07/22/2021	3.000	227,653						252,948	06/23/2021
R2004956590		Jacksonville	FL		11/02/2021	3.000	187,279						211,695	10/26/2021
R2004955731		La Vergne	TN		07/22/2021	3.000	280,516						311,685	06/23/2021
R2004955733		La Vergne	TN		07/22/2021	3.000	295,219						328,022	06/23/2021
R2004958729		Cordova	TN		12/07/2022	4.660	293,423						329,689	10/31/2022
R2004957389		Stockbridge	GA		04/13/2022	4.150	357,785						402,006	03/30/2022
R2004956537		Jacksonville	FL		11/02/2021	3.000	160,148						181,357	10/26/2021
R2004956693		Mount Dora	FL		12/23/2021	3.910	298,623						335,532	12/10/2021
R2004956753		Cedar Hill	TX		01/19/2022	3.880	334,361						375,687	01/07/2022
R2004958287		Olive Branch	MS		08/31/2022	4.660	270,305						303,713	08/17/2022
R2004957826		Memphis	TN		06/08/2022	4.660	256,672						288,395	05/20/2022
R2004958745		Charlotte	NC		12/07/2022	4.120	357,550						401,742	11/23/2022
R2004958518		Dallas	GA		10/12/2022	4.150	333,155						374,331	09/28/2022
R2004955811		Nashville	TN		07/22/2021	3.000	340,677						378,531	06/23/2021
R2004956728		Zephyrhills	FL		01/19/2022	3.940	317,809						357,089	12/29/2021
R2004957365		Surprise	AZ		04/13/2022	3.710	386,892						434,710	03/29/2022
R2004956850		Tolleson	AZ		03/02/2022	3.710	390,479						438,741	02/22/2022
R2004956402		Jacksonville	FL		11/02/2021	3.000	149,128						169,039	10/26/2021

ANNUAL STATEMENT FOR THE YEAR 2022 OF THE AMERICAN EQUITY INVESTMENT LIFE INSURANCE COMPANY

SCHEDULE B - PART 1

Showing All Mortgage Loans OWNED December 31 of Current Year

1	2	Location		5	6	7	8	Change in Book Value/Recorded Investment					14	15
		3	4					9	10	11	12	13		
Loan Number	Code	City	State	Loan Type	Date Acquired	Rate of Interest	Book Value/Recorded Investment Excluding Accrued Interest	Unrealized Valuation Increase (Decrease)	Current Year's (Amortization)/ Accretion	Current Year's Other-Than-Temporary Impairment Recognized	Capitalized Deferred Interest and Other	Total Foreign Exchange Change in Book Value	Value of Land and Buildings	Date of Last Appraisal or Valuation
R2004958477		Florence	AZ		10/12/2022	4.300	360,510						405,067	09/27/2022
R2004956190		Mableton	GA		07/22/2021	3.000	193,597						215,108	06/23/2021
R2004956824		Lancaster	TX		03/02/2022	3.880	287,053						322,531	02/09/2022
R2004958601		Fort Worth	TX		10/12/2022	4.200	361,919						406,650	09/30/2022
R2004956425		Jacksonville	FL		11/02/2021	3.000	152,860						173,212	10/26/2021
R2004956172		Loganville	GA		07/22/2021	3.000	293,686						326,318	06/23/2021
R2004956352		Stockbridge	GA		07/22/2021	3.000	182,562						202,847	06/23/2021
R2004958707		Bradenton	FL		11/09/2022	4.300	684,624						769,241	10/27/2022
R2004958096		Davenport	FL		08/03/2022	3.910	383,959						431,415	07/12/2022
R2004958480		Riverview	FL		10/12/2022	4.300	318,235						357,567	09/27/2022
R2004956180		Loganville	GA		07/22/2021	3.000	274,504						305,005	06/23/2021
R2004955591		Waxahachie	TX		07/22/2021	3.000	253,907						282,119	06/15/2021
R2004956937		Orlando	FL		03/16/2022	3.910	338,811						380,687	03/03/2022
R2004955608		Arlington	TX		07/22/2021	3.000	285,784						317,538	06/15/2021
R2004955863		Spring Hill	TN		07/22/2021	3.000	395,073						438,971	06/23/2021
R2004958467		Deltona	FL		10/12/2022	4.300	320,101						359,664	09/27/2022
R2004955740		La Vergne	TN		07/22/2021	3.000	296,897						329,886	06/23/2021
R2004957408		Memphis	TN		04/13/2022	4.660	269,119						302,381	04/01/2022
R2004957266		Humble	TX		04/13/2022	3.920	291,584						327,623	03/25/2022
R2004958205		Peoria	AZ		08/17/2022	3.710	405,130						455,202	08/01/2022
R2004958182		Tampa	FL		08/17/2022	3.940	375,610						422,034	07/28/2022
R2004956108		Locust Grove	GA		07/22/2021	3.000	280,270						311,412	06/23/2021
R2004956012		Hampton	GA		07/22/2021	3.000	200,984						223,316	06/23/2021
R2004958320		Antioch	TN		09/14/2022	4.150	300,465						337,600	08/26/2022
R2004956564		Jacksonville	FL		11/02/2021	3.000	200,156						226,094	10/26/2021
R2004957032		Waxhaw	NC		03/30/2022	4.120	308,586						346,726	03/10/2022
R2004956294		Powder Springs	GA		07/22/2021	3.000	286,133						317,926	06/23/2021
R2004955617		Dallas	TX		07/22/2021	3.000	276,146						306,829	06/15/2021
R2004955753		La Vergne	TN		07/22/2021	3.000	324,689						360,766	06/23/2021
R2004955848		Smyrna	TN		07/22/2021	3.000	389,932						433,258	06/23/2021
R2004957678		Columbus	OH		05/11/2022	4.040	269,431						302,732	04/22/2022
R2004955575		Fort Worth	TX		07/22/2021	3.000	274,595						305,106	06/15/2021
R2004955909		Conyers	GA		07/22/2021	3.000	234,750						260,834	06/23/2021
R2004955630		Fort Worth	TX		07/22/2021	3.000	247,501						275,002	06/15/2021
R2004956730		Indianapolis	IN		01/19/2022	3.830	254,554						286,016	12/29/2021
R2004958473		Jacksonville	FL		10/12/2022	4.300	330,462						371,305	09/27/2022
R2004956696		Wylie	TX		12/23/2021	3.880	303,291						340,776	12/13/2021
R2004958621		Desoto	TX		10/12/2022	4.200	364,409						409,448	09/30/2022
R2004956891		Glendale	AZ		03/16/2022	3.710	359,233						403,633	02/24/2022
R2004957862		Memphis	TN		07/07/2022	4.660	307,060						345,011	05/27/2022
R2004958149		Jonesboro	GA		08/17/2022	4.150	324,379						364,471	07/20/2022
R2004955788		Murfreesboro	TN		07/22/2021	3.000	291,222						323,580	06/23/2021
R2004958401		Noblesville	IN		10/12/2022	4.300	324,048						364,099	09/27/2022
R2004957762		Spring Hill	FL		05/25/2022	3.940	344,429						386,999	05/09/2022
R2004956958		Hernando	MS		03/16/2022	4.660	246,125						276,545	03/07/2022
R2004955890		Austell	GA		07/22/2021	3.000	211,732						235,258	06/23/2021
R2004955502		Forney	TX		07/22/2021	3.000	311,648						346,276	06/15/2021
R2004958744		Riverview	FL		12/07/2022	4.200	429,825						482,949	11/17/2022
R2004955754		La Vergne	TN		07/22/2021	3.000	382,938						425,487	06/23/2021
R2004958485		Sanford	FL		10/12/2022	4.300	294,194						330,555	09/27/2022
R2004956275		McDonough	GA		07/22/2021	3.000	346,338						384,821	06/23/2021
R2004956342		Stockbridge	GA		07/22/2021	3.000	228,086						253,429	06/23/2021

ANNUAL STATEMENT FOR THE YEAR 2022 OF THE AMERICAN EQUITY INVESTMENT LIFE INSURANCE COMPANY

SCHEDULE B - PART 1

Showing All Mortgage Loans OWNED December 31 of Current Year

1	2	Location		5	6	7	8	Change in Book Value/Recorded Investment					14	15
		3	4					9	10	11	12	13		
Loan Number	Code	City	State	Loan Type	Date Acquired	Rate of Interest	Book Value/Recorded Investment Excluding Accrued Interest	Unrealized Valuation Increase (Decrease)	Current Year's (Amortization)/ Accretion	Current Year's Other-Than-Temporary Impairment Recognized	Capitalized Deferred Interest and Other	Total Foreign Exchange Change in Book Value	Value of Land and Buildings	Date of Last Appraisal or Valuation
R2004956263		McDonough	GA		07/22/2021	3.000	286,327						318,142	06/23/2021
R2004956238		McDonough	GA		07/22/2021	3.000	206,126						229,029	06/23/2021
R2004955979		Decatur	GA		07/22/2021	3.000	242,382						269,314	06/23/2021
R2004955569		Lake Worth	TX		07/22/2021	3.000	235,233						261,370	06/15/2021
R2004955976		Decatur	GA		07/22/2021	3.000	204,454						227,172	06/23/2021
R2004958300		Plainfield	IN		09/14/2022	3.830	292,601						328,765	08/22/2022
R2004956417		Jacksonville	FL		11/02/2021	3.000	138,194						156,812	10/26/2021
R2004955580		Duncanville	TX		07/22/2021	3.000	207,666						230,741	06/15/2021
R2004955999		Ellenwood	GA		07/22/2021	3.000	198,142						220,158	06/23/2021
R2004957811		Riverview	FL		06/08/2022	3.940	381,454						428,600	05/18/2022
R2004955855		Smyrna	TN		07/22/2021	3.000	367,035						407,817	06/23/2021
R2004957690		Canton	GA		05/11/2022	4.150	312,601						351,237	04/28/2022
R2004955491		Duncanville	TX		07/22/2021	3.000	191,808						213,121	06/15/2021
R2004957769		Monroe	NC		05/25/2022	4.120	331,962						372,991	05/10/2022
R2004956341		Stockbridge	GA		07/22/2021	3.000	226,113						251,237	06/23/2021
R2004955946		Covington	GA		07/22/2021	3.000	190,063						211,182	06/23/2021
R2004958354		Kissimmee	FL		09/28/2022	3.910	296,268						332,885	09/09/2022
R2004958293		Indianapolis	IN		09/14/2022	3.830	238,714						268,218	08/19/2022
R2004956563		Jacksonville	FL		11/02/2021	3.000	164,670						186,414	10/26/2021
R2004956795		Crowley	TX		02/16/2022	3.880	303,784						341,330	01/31/2022
R2004955989		Douglasville	GA		07/22/2021	3.000	210,919						234,355	06/23/2021
R2004956640		McKinney	TX		12/08/2021	3.880	287,870						323,449	11/15/2021
R2004957164		San Antonio	TX		03/30/2022	3.750	336,464						378,049	03/18/2022
R2004955961		Covington	GA		07/22/2021	3.000	154,283						171,426	06/23/2021
R2004958742		Gilbert	AZ		12/07/2022	4.200	524,773						589,632	11/17/2022
R2004956758		Concord	NC		02/02/2022	4.120	321,356						361,074	01/12/2022
R2004958719		Orange Park	FL		11/09/2022	4.300	312,859						351,527	10/27/2022
R2004958583		Mesa	AZ		10/12/2022	4.200	423,606						475,962	09/30/2022
R2004955464		Ennis	TX		07/22/2021	3.000	233,130						259,034	06/15/2021
R2004957233		Orient	OH		04/13/2022	4.040	233,007						261,806	03/22/2022
R2004957978		Woodstock	GA		07/07/2022	4.150	359,774						404,240	06/21/2022
R2004956520		Jacksonville	FL		11/02/2021	3.000	134,228						152,378	10/26/2021
R2004956177		Loganville	GA		07/22/2021	3.000	331,005						367,784	06/23/2021
R2004957668		Conroe	TX		05/11/2022	3.920	255,262						286,811	04/26/2022
R2004957072		Oviedo	FL		03/30/2022	3.910	360,406						404,950	03/14/2022
R2004955917		Conyers	GA		07/22/2021	3.000	276,496						307,218	06/23/2021
R2004958024		Peoria	AZ		08/03/2022	3.710	482,859						542,538	06/30/2022
R2004958440		Middleburg	FL		10/12/2022	4.300	360,316						404,850	09/27/2022
R2004955462		Arlington	TX		07/22/2021	3.000	255,477						283,864	06/15/2021
R2004958246		Olive Branch	MS		08/31/2022	4.660	291,580						327,618	08/10/2022
R2004956015		Hampton	GA		07/22/2021	3.000	302,688						336,320	06/23/2021
R2004958431		Spring	TX		10/12/2022	4.300	268,431						301,608	09/27/2022
R2004956372		Temple	GA		07/22/2021	3.000	259,724						288,583	06/23/2021
R2004955876		Atlanta	GA		07/22/2021	3.000	181,985						202,206	06/23/2021
R2004955856		Smyrna	TN		07/22/2021	3.000	280,758						311,954	06/23/2021
R2004955514		Aubrey	TX		07/22/2021	3.000	262,168						291,298	06/15/2021
R2004955507		Ennis	TX		07/22/2021	3.000	256,585						285,095	06/15/2021
R2004956312		Snellville	GA		07/22/2021	3.000	269,638						299,598	06/23/2021
R2004955613		Fort Worth	TX		07/22/2021	3.000	259,443						288,271	06/15/2021
R2004956124		Locust Grove	GA		07/22/2021	3.000	275,563						306,182	06/23/2021
R2004957523		Lancaster	TX		04/27/2022	3.880	338,799						380,673	04/07/2022
R2004956432		Jacksonville	FL		11/02/2021	3.000	107,322						122,292	10/26/2021

ANNUAL STATEMENT FOR THE YEAR 2022 OF THE AMERICAN EQUITY INVESTMENT LIFE INSURANCE COMPANY

SCHEDULE B - PART 1

Showing All Mortgage Loans OWNED December 31 of Current Year

1	2	Location		5	6	7	8	Change in Book Value/Recorded Investment					14	15
		3	4					9	10	11	12	13		
Loan Number	Code	City	State	Loan Type	Date Acquired	Rate of Interest	Book Value/Recorded Investment Excluding Accrued Interest	Unrealized Valuation Increase (Decrease)	Current Year's (Amortization)/ Accretion	Current Year's Other-Than-Temporary Impairment Recognized	Capitalized Deferred Interest and Other	Total Foreign Exchange Change in Book Value	Value of Land and Buildings	Date of Last Appraisal or Valuation
R2004955824		Nashville	TN.		07/22/2021	3.000	288,943						321,048	06/23/2021
R2004957721		Southaven	MS.		05/25/2022	4.660	326,150						366,461	05/02/2022
R2004956368		Stone Mountain	GA.		07/22/2021	3.000	223,605						248,451	06/23/2021
R2004956572		Jacksonville	FL.		11/02/2021	3.000	159,926						181,110	10/26/2021
R2004958141		Carrollton	TX.		08/03/2022	3.880	347,362						390,294	07/19/2022
R2004956473		Jacksonville	FL.		11/02/2021	3.000	200,628						226,625	10/26/2021
R2004957615		Fresno	TX.		04/27/2022	3.920	304,404						342,027	04/12/2022
R2004956906		Justin	TX.		03/16/2022	3.880	320,383						359,980	02/28/2022
R2004957664		Canal Winchester	OH.		05/11/2022	4.040	246,091						276,507	04/25/2022
R2004956643		Hampton	GA.		12/08/2021	4.150	226,362						254,339	11/15/2021
R2004956463		Jacksonville	FL.		11/02/2021	3.000	115,447						131,377	10/26/2021
R2004958056		Gilbert	AZ.		08/03/2022	3.710	501,746						563,759	07/06/2022
R2004956381		Union City	GA.		07/22/2021	3.000	251,293						279,215	06/23/2021
R2004956716		Humble	TX.		01/05/2022	3.920	244,738						274,986	12/20/2021
R2004956378		Union City	GA.		07/22/2021	3.000	205,569						228,411	06/23/2021
R2004957027		Dickinson	TX.		03/30/2022	3.920	280,389						315,044	03/10/2022
R2004957610		Orlando	FL.		04/27/2022	3.910	381,399						428,538	04/12/2022
R2004955667		Antioch	TN.		07/22/2021	3.000	234,694						260,772	06/23/2021
R2004957634		La Vergne	TN.		04/27/2022	4.150	403,589						453,471	04/13/2022
R2004956225		McDonough	GA.		07/22/2021	3.000	227,933						253,259	06/23/2021
R2004956441		Jacksonville	FL.		11/02/2021	3.000	216,096						243,922	10/26/2021
R2004956500		Jacksonville	FL.		11/02/2021	3.000	196,006						221,457	10/26/2021
R2004955589		Arlington	TX.		07/22/2021	3.000	265,483						294,982	06/15/2021
R2004956815		La Vergne	TN.		02/16/2022	4.150	320,974						360,645	02/07/2022
R2004956871		Cordova	TN.		03/02/2022	4.660	321,618						361,369	02/23/2022
R2004956791		Crowley	TX.		02/16/2022	3.880	306,491						344,372	02/01/2022
R2004955527		Fort Worth	TX.		07/22/2021	3.000	207,027						230,031	06/15/2021
R2004956774		Crossroads	TX.		02/02/2022	3.880	303,295						340,781	01/24/2022
R2004957802		Sun City Center	FL.		06/08/2022	3.940	347,294						390,218	05/16/2022
R2004956721		Dallas	GA.		01/05/2022	4.150	333,002						374,159	12/27/2021
R2004956707		Powder Springs	GA.		01/05/2022	4.150	354,260						398,045	12/17/2021
R2004956829		Phoenix	AZ.		03/02/2022	3.710	363,479						408,403	02/10/2022
R2004955577		Dallas	TX.		07/22/2021	3.000	270,872						300,969	06/15/2021
R2004956804		Fort Worth	TX.		02/16/2022	3.880	298,072						334,912	02/02/2022
R2004956532		Jacksonville	FL.		11/02/2021	3.000	139,850						158,661	10/26/2021
R2004956558		Jacksonville	FL.		11/02/2021	3.000	140,066						158,903	10/26/2021
R2004956746		Conroe	TX.		01/19/2022	3.920	235,321						264,382	01/04/2022
R2004956358		Stockbridge	GA.		07/22/2021	3.000	264,759						294,177	06/23/2021
R2004958619		Duncanville	TX.		10/12/2022	4.200	309,486						347,737	09/30/2022
R2004958399		Mansfield	TX.		10/12/2022	4.300	454,534						510,712	09/27/2022
R2004958715		Deltona	FL.		11/09/2022	4.300	253,164						284,454	10/27/2022
R2004957856		Peoria	AZ.		07/07/2022	3.710	483,331						543,068	06/10/2022
R2004956256		McDonough	GA.		07/22/2021	3.000	289,457						321,619	06/23/2021
R2004958376		Sanger	TX.		10/12/2022	3.880	305,823						343,621	09/16/2022
R2004955567		Forney	TX.		07/22/2021	3.000	219,816						244,240	06/15/2021
R2004958650		Hurst	TX.		10/12/2022	4.200	343,254						385,678	09/30/2022
R2004958351		Oakland	TN.		09/28/2022	4.660	257,183						288,970	09/06/2022
R2004955804		Murfreesboro	TN.		07/22/2021	3.000	312,161						346,846	06/23/2021
R2004956333		Snellville	GA.		07/22/2021	3.000	333,466						370,518	06/23/2021
R2004956504		Jacksonville	FL.		11/02/2021	3.000	183,820						207,831	10/26/2021
R2004958274		Sharpsburg	GA.		08/31/2022	4.150	346,786						389,647	08/16/2022
R2004958437		Davenport	FL.		10/12/2022	4.300	368,172						413,677	09/27/2022

ANNUAL STATEMENT FOR THE YEAR 2022 OF THE AMERICAN EQUITY INVESTMENT LIFE INSURANCE COMPANY

SCHEDULE B - PART 1

Showing All Mortgage Loans OWNED December 31 of Current Year

1	2	Location		5	6	7	8	Change in Book Value/Recorded Investment					14	15
		3	4					9	10	11	12	13		
Loan Number	Code	City	State	Loan Type	Date Acquired	Rate of Interest	Book Value/Recorded Investment Excluding Accrued Interest	Unrealized Valuation Increase (Decrease)	Current Year's (Amortization)/ Accretion	Current Year's Other-Than-Temporary Impairment Recognized	Capitalized Deferred Interest and Other	Total Foreign Exchange Change in Book Value	Value of Land and Buildings	Date of Last Appraisal or Valuation
R2004956313		Snellville	GA		07/22/2021	3.000	333,363						370,404	06/23/2021
R2004956639		San Antonio	TX		10/12/2022	4.200	318,692						358,081	09/30/2022
R2004956655		Ponte Vedra	FL		10/12/2022	4.200	432,832						486,328	09/30/2022
R2004956364		Stone Mountain	GA		07/22/2021	3.000	239,186						265,763	06/23/2021
R2004956462		Jacksonville	FL		11/02/2021	3.000	150,515						170,590	10/26/2021
R2004955931		Covington	GA		07/22/2021	3.000	224,956						249,952	06/23/2021
R2004958258		Lakeland	FL		08/31/2022	3.940	376,834						423,409	08/12/2022
R2004956957		San Tan Valley	AZ		03/16/2022	3.710	507,057						569,727	03/07/2022
R2004957472		Kissimmee	FL		04/13/2022	3.910	361,625						406,320	04/04/2022
R2004957195		Hampton	GA		04/13/2022	4.150	339,835						381,837	03/21/2022
R2004958132		Surprise	AZ		08/03/2022	3.710	399,485						448,860	07/18/2022
R2004955525		Dallas	TX		07/22/2021	3.000	192,173						213,526	06/15/2021
R2004957973		Cordova	TN		07/07/2022	4.660	242,887						272,907	06/17/2022
R2004958103		Mesa	AZ		08/03/2022	3.710	503,892						566,171	07/14/2022
R2004957230		Lithia Springs	GA		03/30/2022	4.150	364,576						409,636	03/22/2022
R2004956102		Locust Grove	GA		07/22/2021	3.000	273,501						303,890	06/23/2021
R2004958392		Marysville	OH		10/12/2022	4.040	319,205						358,657	09/26/2022
R2004956247		McDonough	GA		07/22/2021	3.000	219,194						243,549	06/23/2021
R2004958627		Sanford	FL		10/12/2022	4.200	523,552						588,261	09/30/2022
R2004958724		Riverview	FL		11/09/2022	4.300	284,054						319,162	10/27/2022
R2004956322		Snellville	GA		07/22/2021	3.000	248,472						276,081	06/23/2021
R2004956095		Lithonia	GA		07/22/2021	3.000	206,391						229,324	06/23/2021
R2004955720		Hermitage	TN		07/22/2021	3.000	242,971						269,968	06/23/2021
R2004956299		Powder Springs	GA		07/22/2021	3.000	207,826						230,918	06/23/2021
R2004958147		Cedar Hill	TX		08/03/2022	3.880	298,979						335,931	07/20/2022
R2004955816		Nashville	TN		07/22/2021	3.000	297,069						330,077	06/23/2021
R2004956636		Jacksonville	FL		11/02/2021	3.000	126,981						144,271	10/26/2021
R2004955944		Covington	GA		07/22/2021	3.000	234,798						260,887	06/23/2021
R2004956089		Lithonia	GA		07/22/2021	3.000	216,968						241,076	06/23/2021
R2004958651		Ocoee	FL		10/12/2022	4.200	524,310						589,113	09/30/2022
R2004957645		San Tan Valley	AZ		04/27/2022	3.710	364,750						409,832	04/15/2022
R2004955947		Covington	GA		07/22/2021	3.000	207,530						230,589	06/23/2021
R2004956038		Jonesboro	GA		07/22/2021	3.000	223,461						248,290	06/23/2021
R2004956828		Mesa	AZ		03/02/2022	3.710	423,030						475,315	02/09/2022
R2004956657		Indianapolis	IN		12/08/2021	3.830	264,820						297,551	11/22/2021
R2004957701		Wimauma	FL		05/25/2022	3.940	360,400						404,944	05/02/2022
R2004956197		Marietta	GA		07/22/2021	3.000	282,385						313,762	06/23/2021
R2004955980		Decatur	GA		07/22/2021	3.000	241,073						267,859	06/23/2021
R2004955869		Thompsons Station	TN		07/22/2021	3.000	396,817						440,908	06/23/2021
R2004957105		Goodlettsville	TN		03/30/2022	4.150	352,889						396,505	03/16/2022
R2004958208		Parker	CO		08/17/2022	3.750	556,279						625,033	08/01/2022
R2004956304		Riverdale	GA		07/22/2021	3.000	221,427						246,030	06/23/2021
R2004955559		Dallas	TX		07/22/2021	3.000	221,174						245,749	06/15/2021
R2004956962		Memphis	TN		03/16/2022	4.660	252,974						284,241	03/07/2022
R2004956345		Stockbridge	GA		07/22/2021	3.000	234,776						260,863	06/23/2021
R2004956712		Bacliff	TX		01/05/2022	3.920	246,615						277,095	12/21/2021
R2004958474		Rosenberg	TX		10/12/2022	4.300	351,401						394,832	09/27/2022
R2004955780		Murfreesboro	TN		07/22/2021	3.000	268,698						298,554	06/23/2021
R2004957031		Southaven	MS		03/30/2022	4.660	307,750						345,787	03/10/2022
R2004957403		Charlotte	NC		04/13/2022	4.120	276,205						310,343	03/31/2022
R2004956597		Jacksonville	FL		11/02/2021	3.000	161,677						183,067	10/26/2021
R2004956831		Obetz	OH		03/02/2022	4.040	263,225						295,758	02/10/2022

ANNUAL STATEMENT FOR THE YEAR 2022 OF THE AMERICAN EQUITY INVESTMENT LIFE INSURANCE COMPANY

SCHEDULE B - PART 1

Showing All Mortgage Loans OWNED December 31 of Current Year

1	2	Location		5	6	7	8	Change in Book Value/Recorded Investment					14	15
		3	4					9	10	11	12	13		
Loan Number	Code	City	State	Loan Type	Date Acquired	Rate of Interest	Book Value/Recorded Investment Excluding Accrued Interest	Unrealized Valuation Increase (Decrease)	Current Year's (Amortization)/ Accretion	Current Year's Other-Than-Temporary Impairment Recognized	Capitalized Deferred Interest and Other	Total Foreign Exchange Change in Book Value	Value of Land and Buildings	Date of Last Appraisal or Valuation
R2004957694		Austell	GA		05/11/2022	4.150	346,767						389,626	04/28/2022
R2004956849		Memphis	TN		03/16/2022	4.660	267,692						300,777	02/22/2022
R2004955635		Fort Worth	TX		07/22/2021	3.000	247,306						274,785	06/15/2021
R2004956282		Norcross	GA		07/22/2021	3.000	267,571						297,302	06/23/2021
R2004956269		McDonough	GA		07/22/2021	3.000	224,883						249,871	06/23/2021
R2004956272		McDonough	GA		07/22/2021	3.000	191,749						213,055	06/23/2021
R2004958472		Winter Haven	FL		10/12/2022	4.300	278,497						312,918	09/27/2022
R2004955716		Hermitage	TN		07/22/2021	3.000	401,293						445,882	06/23/2021
R2004958434		Orlando	FL		10/12/2022	4.300	303,409						340,909	09/27/2022
R2004955621		Arlington	TX		07/22/2021	3.000	286,990						318,878	06/15/2021
R2004957996		Phoenix	AZ		08/03/2022	3.710	388,097						436,064	06/30/2022
R2004956921		Hutchins	TX		03/16/2022	3.880	319,012						358,440	03/01/2022
A130001		Cumberland	ME		11/01/2021	8.500	526,500						725,000	04/02/2021
A150096		York	PA		11/01/2021	7.800	162,711						227,000	12/21/2020
A150203		Philadelphia	PA		11/01/2021	8.250	372,382						710,000	05/27/2021
A150205		Allentown	PA		11/01/2021	10.000	168,920						500,000	06/10/2021
A150209		Villanova	PA		11/01/2021	8.500	306,787						425,000	10/04/2021
A170541		Scotch Plains	NJ		11/01/2021	7.000	522,000						750,000	04/17/2020
A170633		Westfield	NJ		11/01/2021	8.000	299,200						420,000	06/03/2020
A170682		Flemington	NJ		11/01/2021	8.000	280,563						440,000	12/07/2020
A170705		Somerville	NJ		11/01/2021	8.000	238,500						340,000	01/13/2021
A170707		Plainfield	NJ		11/01/2021	7.500	515,500						1,050,000	06/21/2021
A170711		Montclair	NJ		11/01/2021	8.000	646,200						1,550,000	01/26/2021
A170716		Avenel	NJ		11/01/2021	7.500	309,150						465,000	08/05/2021
A170717		Montclair Township	NJ		11/01/2021	8.000	482,500						760,000	04/14/2021
A170720		Scotch Plains	NJ		11/01/2021	8.000	648,750						865,000	06/25/2021
A170726		Jersey City	NJ		11/01/2021	8.000	928,500						1,700,000	04/15/2021
A170728		Montclair	NJ		11/01/2021	8.000	1,154,500						2,150,000	04/14/2021
A170736		Raritan Township	NJ		11/01/2021	8.000	250,201						365,000	07/13/2021
A170743		Hillside	NJ		11/01/2021	8.000	240,500						425,000	04/19/2021
A170748		New Providence	NJ		11/01/2021	8.000	405,300						725,000	06/02/2021
A170751		Summit	NJ		11/01/2021	8.000	504,000						700,000	06/28/2021
A170759		Jersey City	NJ		11/01/2021	8.000	1,386,500						3,900,000	06/17/2021
A170775		East Orange	NJ		11/01/2021	7.500	220,000						485,000	07/13/2021
A210231		Richmond	VA		11/01/2021	8.250	199,290						300,000	10/20/2021
A210244		Richmond	VA		11/01/2021	7.500	87,300						120,000	02/09/2021
A210270		Richmond	VA		11/01/2021	7.500	132,000						210,000	08/12/2021
A210273		Richmond	VA		11/01/2021	7.500	60,000						80,000	07/04/2021
A210275		Richmond	VA		11/01/2021	7.500	60,000						80,000	07/09/2021
A210276		Richmond	VA		11/01/2021	7.500	60,000						80,000	07/09/2021
A210277		Richmond	VA		11/01/2021	7.500	103,500						140,000	08/11/2021
A210282		Henrico	VA		11/01/2021	7.500	225,000						300,000	08/18/2021
A210287		Richmond	VA		11/01/2021	8.000	387,853						850,000	10/01/2021
A210288		Richmond	VA		11/01/2021	7.500	231,000						320,000	10/11/2021
A210291		Richmond	VA		11/01/2021	8.000	160,500						245,000	10/21/2021
A210295		Richmond	VA		11/01/2021	8.000	449,725						840,001	09/24/2021
A210297		Richmond	VA		11/01/2021	7.500	112,500						150,000	10/29/2021
A210298		Richmond	VA		11/01/2021	7.500	117,000						146,500	10/29/2021
A210300		Richmond	VA		11/01/2021	8.000	147,180						245,000	10/18/2021
A220014		Washington	DC		11/01/2021	9.000	2,625,000						3,500,000	10/06/2021
A270159		Lexington	NC		11/01/2021	8.500	78,750						105,000	12/16/2020
A270160		Fayetteville	NC		11/01/2021	8.500	90,000						120,000	10/25/2021

ANNUAL STATEMENT FOR THE YEAR 2022 OF THE AMERICAN EQUITY INVESTMENT LIFE INSURANCE COMPANY

SCHEDULE B - PART 1

Showing All Mortgage Loans OWNED December 31 of Current Year

1	2	Location		5	6	7	8	Change in Book Value/Recorded Investment					14	15
		3	4					9	10	11	12	13		
Loan Number	Code	City	State	Loan Type	Date Acquired	Rate of Interest	Book Value/Recorded Investment Excluding Accrued Interest	Unrealized Valuation Increase (Decrease)	Current Year's (Amortization)/ Accretion	Current Year's Other-Than-Temporary Impairment Recognized	Capitalized Deferred Interest and Other	Total Foreign Exchange Change in Book Value	Value of Land and Buildings	Date of Last Appraisal or Valuation
A270201		Charlotte	NC		11/01/2021	8.500	189,450						260,000	04/28/2021
A270263		Raeform	NC		11/01/2021	8.000	29,978						125,000	08/05/2021
A270264		Raleigh	NC		11/01/2021	8.500	213,750						285,000	07/19/2021
A270267		Leicester	NC		11/01/2021	8.500	313,555						620,000	07/19/2021
A270296		Statesville	NC		11/01/2021	9.000	115,719						260,000	08/19/2021
A270297		Statesville	NC		11/01/2021	9.000	100,717						260,000	10/27/2021
A270330		Emerald Isle	NC		11/01/2021	8.500	360,000						575,000	09/01/2021
A270332		Hickory	NC		11/01/2021	9.000	203,066						300,000	10/19/2021
A270334		Hickory	NC		11/01/2021	9.000	206,066						300,000	10/20/2021
A270351		Hickory	NC		11/01/2021	9.000	308,354						600,000	10/19/2021
A270359		Washington	NC		11/01/2021	8.500	78,300						140,000	10/25/2021
A270373		New Bern	NC		11/01/2021	8.500	73,800						120,000	10/04/2021
A301844		Sandy Springs	GA		11/01/2021	7.250	292,400						420,000	10/03/2018
A302410		Ellenwood	GA		11/01/2021	6.750	170,000						280,000	03/09/2021
A302701		Columbus	GA		11/01/2021	8.000	118,982						160,000	09/13/2021
A302778		Sandy Springs	GA		11/01/2021	8.500	635,200						1,050,000	03/28/2021
A303098		Decatur	GA		11/01/2021	7.000	171,300						240,000	07/27/2021
A303163		Atlanta	GA		11/01/2021	7.000	80,750						140,000	10/05/2021
A303174		Atlanta	GA		11/01/2021	7.000	280,500						425,000	09/29/2021
A320840		Miami	FL		11/01/2021	9.000	327,250						460,000	08/03/2021
A320889		Treasure Island	FL		11/01/2021	8.000	874,500						1,550,000	06/18/2021
A320891		Gulfport	FL		11/01/2021	8.000	858,900						1,260,000	06/15/2021
A320938		Tampa	FL		11/01/2021	7.500	269,250						400,000	09/01/2021
A320947		Saint Petersburg	FL		11/01/2021	7.500	814,950						1,325,000	10/01/2021
A320991		South Pasadena	FL		11/01/2021	8.000	379,000						550,000	10/13/2021
A320994		West Palm Beach	FL		11/01/2021	8.750	116,000						155,000	09/15/2021
A321016		Saint Petersburg	FL		11/01/2021	9.000	262,608						415,000	10/26/2021
A321027		Saint Petersburg	FL		11/01/2021	8.000	393,800						560,000	09/29/2021
A321039		Saint Petersburg	FL		11/01/2021	7.500	794,000						1,030,000	10/08/2021
A350102		Pleasant Grove	AL		11/01/2021	8.000	358,703						6,351,000	03/27/2020
A350103		Birmingham	AL		11/01/2021	8.000	409,091						1,270,500	09/28/2021
A350125		Athens	AL		11/01/2021	8.500	48,086						120,000	08/14/2020
A350132		Birmingham	AL		11/01/2021	8.000	273,750						820,000	02/19/2021
A350151		Graysville	AL		11/01/2021	8.000	11,233						105,000	06/21/2021
A350183		Pinson	AL		11/01/2021	8.000	174,405						265,000	09/03/2021
A350192		Athens	AL		11/01/2021	8.000	127,532						192,500	09/15/2021
A370126		Knoxville	TN		11/01/2021	10.000	171,000						305,000	02/28/2020
A370215		Knoxville	TN		11/01/2021	8.500	175,500						270,000	10/21/2021
A370216		Nashville	TN		11/01/2021	8.500	306,000						435,000	10/12/2021
A370218		Knoxville	TN		11/01/2021	7.500	112,500						235,000	10/25/2021
A430551		Cleveland Heights	OH		11/01/2021	8.500	165,000						220,000	02/12/2021
A430555		Washington Court House	OH		11/01/2021	8.000	65,100						370,000	05/06/2021
A430564		South Euclid	OH		11/01/2021	8.000	138,750						185,000	04/28/2021
A430577		Cleveland Heights	OH		11/01/2021	8.000	180,000						240,000	05/27/2021
A430579		Shaker Heights	OH		11/01/2021	8.000	468,750						625,000	05/28/2021
A430580		Dayton	OH		11/01/2021	8.500	85,000						220,000	06/30/2021
A430586		Lakewood	OH		11/01/2021	8.000	881,250						1,175,000	06/16/2021
A430587		New Franklin	OH		11/01/2021	8.000	142,500						190,000	06/22/2021
A430593		Chagrin Falls	OH		11/01/2021	8.000	260,500						350,000	08/06/2021
A430595		University Heights	OH		11/01/2021	8.000	235,267						315,000	07/20/2021
A430600		Lakewood	OH		11/01/2021	8.000	232,500						310,000	08/10/2021
A430606		Plymouth	OH		11/01/2021	8.000	47,724						100,000	09/07/2021

ANNUAL STATEMENT FOR THE YEAR 2022 OF THE AMERICAN EQUITY INVESTMENT LIFE INSURANCE COMPANY

SCHEDULE B - PART 1

Showing All Mortgage Loans OWNED December 31 of Current Year

1	2	Location		5	6	7	8	Change in Book Value/Recorded Investment					14	15
		3	4					9	10	11	12	13		
Loan Number	Code	City	State	Loan Type	Date Acquired	Rate of Interest	Book Value/Recorded Investment Excluding Accrued Interest	Unrealized Valuation Increase (Decrease)	Current Year's (Amortization)/ Accretion	Current Year's Other-Than-Temporary Impairment Recognized	Capitalized Deferred Interest and Other	Total Foreign Exchange Change in Book Value	Value of Land and Buildings	Date of Last Appraisal or Valuation
A430609		Mansfield	OH.		11/01/2021	8.000	624,804						970,000	09/07/2021
A430610		Galion	OH.		11/01/2021	8.000	695,334						1,685,001	09/07/2021
A430611		Crestline	OH.		11/01/2021	8.000	407,802						750,001	09/07/2021
A430613		Willard	OH.		11/01/2021	8.000	696,265						1,197,500	09/07/2021
A430614		Willard	OH.		11/01/2021	8.000	534,125						1,746,002	09/07/2021
A430615		Springfield	OH.		11/01/2021	8.000	419,850						706,500	09/08/2021
A430616		Plymouth	OH.		11/01/2021	8.000	597,047						1,490,001	09/08/2021
A430619		Plymouth	OH.		11/01/2021	8.000	603,624						1,490,000	09/07/2021
A430620		Willard	OH.		11/01/2021	8.000	535,177						1,317,504	09/07/2021
A430623		Cincinnati	OH.		11/01/2021	8.500	189,000						260,000	07/23/2021
A430626		Painesville	OH.		11/01/2021	8.000	275,974						380,000	08/25/2021
A430628		Mansfield	OH.		11/01/2021	8.000	698,346						1,146,502	09/07/2021
A430629		Norwalk	OH.		11/01/2021	9.000	715,863						1,390,001	09/01/2021
A430631		Norwalk	OH.		11/01/2021	9.000	627,449						1,240,000	08/31/2021
A430634		Willard	OH.		11/01/2021	9.000	359,490						990,007	09/07/2021
A430635		Willard	OH.		11/01/2021	8.000	605,172						1,092,001	09/07/2021
A430636		Willard	OH.		11/01/2021	9.000	1,170,052						2,340,001	09/01/2021
A430638		Cleveland Heights	OH.		11/01/2021	8.500	161,250						215,000	09/28/2021
A430639		Eastlake	OH.		11/01/2021	8.000	86,500						120,000	10/17/2021
A430644		Cuyahoga Falls	OH.		11/01/2021	8.500	108,750						145,000	09/23/2021
A430647		Akron	OH.		11/01/2021	8.500	241,885						405,003	10/15/2021
A430649		Chillicothe	OH.		11/01/2021	9.000	152,910						230,000	10/07/2021
A460166		South Bend	IN.		11/01/2021	6.700	1,039,388						1,443,500	09/28/2021
A460194		Indianapolis	IN.		11/01/2021	8.750	136,526						225,000	09/16/2021
A460247		Indianapolis	IN.		11/01/2021	9.000	93,906						430,000	06/23/2021
A480415		Detroit	MI.		11/01/2021	8.500	154,200						1,100,000	08/10/2021
A600165		Lansing	IL.		11/01/2021	7.775	417,189						770,000	09/28/2020
A600212		Dolton	IL.		11/01/2021	8.025	189,990						347,000	09/29/2021
A600344		Chicago	IL.		11/01/2021	8.990	57,168						100,000	10/14/2020
A600475		Mundelein	IL.		11/01/2021	8.000	377,068						650,000	06/17/2021
A630439		Oak Grove	MO.		11/01/2021	7.250	345,000						460,000	08/30/2021
A630449		Independence	MO.		11/01/2021	7.250	34,102						100,000	09/29/2021
A630455		Centerville	MO.		11/01/2021	8.000	198,900						270,000	10/15/2021
A630456		Kansas City	MO.		11/01/2021	8.500	278,259						605,000	08/30/2021
A630461		Kansas City	MO.		11/01/2021	7.250	132,300						245,000	09/01/2021
A630474		Kansas City	MO.		11/01/2021	7.250	112,500						150,000	09/27/2021
A630484		Independence	MO.		11/01/2021	7.250	135,000						180,000	09/22/2021
A630492		Independence	MO.		11/01/2021	7.250	56,824						145,000	10/05/2021
A660076		Louisburg	KS.		11/01/2021	9.000	346,860						480,000	08/13/2021
A660079		Kansas City	KS.		11/01/2021	8.000	160,550						225,000	09/21/2021
A750580		Daisetta	TX.		11/01/2021	8.950	65,000						90,000	02/19/2021
A750931		Laredo	TX.		11/01/2021	8.500	169,250						325,000	10/26/2021
A830007		Mullan	ID.		11/01/2021	8.000	130,817						285,000	10/06/2021
A850116		Casa Grande	AZ.		11/01/2021	8.025	183,000						244,000	07/18/2018
A850281		Phoenix	AZ.		11/01/2021	9.000	805,876						1,750,000	04/19/2021
A850293		Paradise Valley	AZ.		11/01/2021	8.500	973,750						1,325,000	07/06/2021
A850315		Phoenix	AZ.		11/01/2021	8.500	620,100						2,450,000	07/27/2021
A850346		Phoenix	AZ.		11/01/2021	8.500	1,422,700						2,200,000	08/31/2021
A850363		Glendale	AZ.		11/01/2021	8.500	2,890,000						4,160,002	08/27/2021
A850364		Phoenix	AZ.		11/01/2021	8.500	1,035,000						1,430,000	08/29/2021
A850366		Phoenix	AZ.		11/01/2021	8.000	1,311,624						1,650,000	09/13/2021
A850369		Phoenix	AZ.		11/01/2021	8.500	956,250						1,410,000	08/30/2021

ANNUAL STATEMENT FOR THE YEAR 2022 OF THE AMERICAN EQUITY INVESTMENT LIFE INSURANCE COMPANY

SCHEDULE B - PART 1

Showing All Mortgage Loans OWNED December 31 of Current Year

1	2	Location		5	6	7	8	Change in Book Value/Recorded Investment					14	15
		3	4					9	10	11	12	13		
Loan Number	Code	City	State	Loan Type	Date Acquired	Rate of Interest	Book Value/Recorded Investment Excluding Accrued Interest	Unrealized Valuation Increase (Decrease)	Current Year's (Amortization)/ Accretion	Current Year's Other-Than-Temporary Impairment Recognized	Capitalized Deferred Interest and Other	Total Foreign Exchange Change in Book Value	Value of Land and Buildings	Date of Last Appraisal or Valuation
A850370		Phoenix	AZ		11/01/2021	8.000	963,001						1,290,001	09/01/2021
A880312		Las Vegas	NV		11/01/2021	8.000	86,700						105,000	05/15/2018
A880785		Las Vegas	NV		11/01/2021	7.000	580,000						725,000	10/12/2021
A880805		Las Vegas	NV		11/01/2021	7.500	687,500						1,000,000	09/20/2021
A880846		North Las Vegas	NV		11/01/2021	7.000	205,147						265,000	10/15/2021
A880869		Las Vegas	NV		11/01/2021	7.000	950,000						1,850,000	09/20/2021
A912323		San Francisco	CA		11/01/2021	10.000	729,146						8,700,000	09/04/2018
A912398		North Hollywood	CA		11/01/2021	8.750	2,975,960						7,500,001	05/05/2021
A914120		Hermosa Beach	CA		11/01/2021	8.500	3,765,333						5,400,000	01/28/2020
A914621		Los Angeles	CA		11/01/2021	9.500	2,800,000						4,750,000	08/29/2019
A915064		Buena Park	CA		11/01/2021	8.000	442,500						605,000	10/04/2021
A915182		Buena Park	CA		11/01/2021	8.500	861,367						6,340,101	10/03/2021
A915198		Beverly Hills	CA		11/01/2021	8.000	1,926,200						5,500,000	08/15/2019
A915200		Corte Madera	CA		11/01/2021	9.000	1,080,000						1,600,000	07/21/2019
A915252		West Hollywood	CA		11/01/2021	8.000	3,766,712						6,250,000	11/15/2019
A915350		Sacramento	CA		11/01/2021	9.500	1,579,242						3,670,000	10/09/2021
A915538		Redondo Beach	CA		11/01/2021	7.250	507,459						1,350,000	11/29/2019
A915648		Thousand Oaks	CA		11/01/2021	8.000	3,626,740						6,000,000	11/15/2019
A915675		Compton	CA		11/01/2021	8.000	279,000						430,000	01/09/2020
A915830		Redondo Beach	CA		11/01/2021	7.250	865,504						2,700,000	12/27/2019
A915953		Santa Rosa	CA		11/01/2021	8.500	804,800						1,375,000	03/31/2020
A915954		Reseda	CA		11/01/2021	10.000	474,350						800,000	01/07/2020
A915984		Encino	CA		11/01/2021	7.500	9,666,100						13,500,000	01/27/2020
A916005		West Hollywood	CA		11/01/2021	8.000	867,355						6,000,000	03/09/2020
A916160		Belvedere Tiburon	CA		11/01/2021	9.000	1,366,000						3,400,000	03/07/2020
A916208		Los Angeles	CA		11/01/2021	9.500	1,301,500						1,850,000	03/06/2020
A916255		Los Angeles	CA		11/01/2021	8.500	787,500						1,200,000	08/12/2021
A916632		Pasadena	CA		11/01/2021	8.500	796,162						2,500,000	05/26/2020
A916940		Sacramento	CA		11/01/2021	8.500	415,050						725,000	11/26/2020
A916953		Sacramento	CA		11/01/2021	8.500	414,050						725,000	11/29/2020
A916956		Pacific Palisades	CA		11/01/2021	8.500	672,359						5,500,000	11/03/2020
A917079		Los Angeles	CA		11/01/2021	8.500	1,714,038						3,100,000	10/12/2020
A917086		Los Angeles	CA		11/01/2021	8.000	795,000						1,200,000	09/30/2020
A917224		Los Angeles	CA		11/01/2021	8.500	900,000						1,240,000	11/16/2020
A917238		Los Angeles	CA		11/01/2021	8.500	844,870						2,650,000	06/03/2021
A917243		San Diego	CA		11/01/2021	8.000	888,500						1,150,000	11/08/2020
A917308		Oakland	CA		11/01/2021	8.500	176,303						585,000	11/29/2020
A917327		Pacific Palisades	CA		11/01/2021	8.000	7,760,121						13,500,000	12/28/2020
A917377		Torrance	CA		11/01/2021	8.500	3,455,400						5,795,001	01/17/2021
A917496		Sylmar	CA		11/01/2021	9.000	554,561						800,000	01/12/2021
A917510		Rancho Cordova	CA		11/01/2021	8.000	341,250						455,000	01/25/2021
A917598		San Pedro	CA		11/01/2021	8.000	647,845						875,000	02/17/2021
A917600		Van Nuys	CA		11/01/2021	8.500	389,630						900,000	02/16/2021
A917633		Los Angeles	CA		11/01/2021	8.500	1,034,228						1,650,000	03/29/2021
A917640		San Diego	CA		11/01/2021	8.500	535,980						3,800,000	06/27/2021
A917645		Dana Point	CA		11/01/2021	8.500	2,100,000						2,800,000	02/16/2021
A917672		Los Angeles	CA		11/01/2021	8.500	1,645,150						2,350,000	03/29/2021
A917683		Los Angeles	CA		11/01/2021	8.500	1,557,493						2,650,000	03/22/2021
A917743		Los Angeles	CA		11/01/2021	8.500	1,490,640						2,650,000	03/29/2021
A917903		Burbank	CA		11/01/2021	7.500	720,000						1,200,000	04/27/2021
A917911		Los Angeles	CA		11/01/2021	8.500	1,500,000						2,000,000	04/28/2021
A917931		Los Angeles	CA		11/01/2021	8.500	958,500						1,300,000	05/03/2021

ANNUAL STATEMENT FOR THE YEAR 2022 OF THE AMERICAN EQUITY INVESTMENT LIFE INSURANCE COMPANY

SCHEDULE B - PART 1

Showing All Mortgage Loans OWNED December 31 of Current Year

1	2	Location		5	6	7	8	Change in Book Value/Recorded Investment					14	15
		3	4					9	10	11	12	13		
Loan Number	Code	City	State	Loan Type	Date Acquired	Rate of Interest	Book Value/Recorded Investment Excluding Accrued Interest	Unrealized Valuation Increase (Decrease)	Current Year's (Amortization)/ Accretion	Current Year's Other-Than-Temporary Impairment Recognized	Capitalized Deferred Interest and Other	Total Foreign Exchange Change in Book Value	Value of Land and Buildings	Date of Last Appraisal or Valuation
A917940		Los Angeles	CA		11/01/2021	8.500	983,312						1,350,000	04/29/2021
A917945		Los Angeles	CA		11/01/2021	8.500	581,250						775,000	05/10/2021
A917955		Reseda	CA		11/01/2021	8.500	786,650						1,140,000	04/21/2021
A917960		Palm Springs	CA		11/01/2021	9.000	1,375,500						2,000,000	04/26/2021
A917970		Encino	CA		11/01/2021	7.500	6,332,500						9,250,000	05/12/2021
A917999		Los Angeles	CA		11/01/2021	8.000	2,821,450						5,250,000	08/06/2021
A918003		Los Angeles	CA		11/01/2021	7.000	6,706,954						9,700,000	05/06/2021
A918022		Los Angeles	CA		11/01/2021	8.000	1,050,000						1,400,000	04/27/2021
A918032		Los Angeles	CA		11/01/2021	8.000	2,726,928						3,800,000	05/05/2021
A918073		Sacramento	CA		11/01/2021	8.000	675,000						925,000	07/08/2021
A918094		Santa Clarita	CA		11/01/2021	9.000	3,122,961						11,850,000	06/15/2021
A918096		Sacramento	CA		11/01/2021	8.500	611,000						900,000	06/27/2021
A918111		Los Angeles	CA		11/01/2021	8.000	892,500						1,250,000	05/12/2021
A918115		Los Angeles	CA		11/01/2021	8.500	341,000						1,150,000	06/28/2021
A918141		Santa Rosa	CA		11/01/2021	9.000	1,623,000						2,450,000	07/14/2021
A918142		Los Angeles	CA		11/01/2021	8.000	3,520,500						8,450,000	05/24/2021
A918155		Los Angeles	CA		11/01/2021	8.000	1,237,300						4,000,000	05/26/2021
A918163		Walnut Creek	CA		11/01/2021	8.000	913,700						1,450,000	06/21/2021
A918165		Indian Wells	CA		11/01/2021	9.000	1,134,000						1,600,000	06/15/2021
A918171		Long Beach	CA		11/01/2021	8.500	795,000						1,060,001	07/26/2021
A918193		Anaheim	CA		11/01/2021	8.500	727,500						970,000	06/02/2021
A918207		Hidden Hills	CA		11/01/2021	8.500	10,675,190						20,000,000	06/21/2021
A918208		Hidden Hills	CA		11/01/2021	8.500	11,439,566						19,000,000	06/21/2021
A918212		Sacramento	CA		11/01/2021	8.500	586,250						975,000	06/29/2021
A918213		Garden Grove	CA		11/01/2021	8.500	846,000						1,175,000	06/03/2021
A918239		Los Angeles	CA		11/01/2021	8.500	797,500						1,150,000	06/23/2021
A918252		Los Angeles	CA		11/01/2021	8.250	764,000						1,100,000	09/03/2021
A918253		La Jolla	CA		11/01/2021	8.750	3,628,071						12,961,928	06/17/2021
A918263		Los Angeles	CA		11/01/2021	7.000	2,869,000						4,400,000	07/25/2021
A918272		Altadena	CA		11/01/2021	7.000	855,000						1,350,000	07/06/2021
A918281		Reseda	CA		11/01/2021	8.500	256,349						935,000	07/06/2021
A918286		Westminster	CA		11/01/2021	9.000	3,103,250						4,925,000	07/05/2021
A918314		Oakland	CA		11/01/2021	8.000	765,000						1,500,000	08/31/2021
A918323		Redwood City	CA		11/01/2021	7.500	2,025,000						2,850,001	08/09/2021
A918324		Ventura	CA		11/01/2021	8.500	1,012,500						1,400,001	08/16/2021
A918334		Sylmar	CA		11/01/2021	7.500	656,250						875,000	07/02/2021
A918345		San Francisco	CA		11/01/2021	8.750	2,630,950						4,100,000	07/16/2021
A918350		(La Jolla) San Diego	CA		11/01/2021	8.000	2,047,000						3,375,000	10/26/2021
A918364		Los Angeles	CA		11/01/2021	8.000	1,307,640						2,550,000	08/09/2021
A918375		Sacramento	CA		11/01/2021	8.500	836,093						1,650,000	08/12/2021
A918376		Compton	CA		11/01/2021	8.500	455,437						1,100,000	07/16/2021
A918382		Lincoln	CA		11/01/2021	8.000	581,250						775,000	07/08/2021
A918385		San Diego	CA		11/01/2021	7.000	671,200						1,500,000	07/14/2021
A918400		Los Angeles	CA		11/01/2021	8.000	618,500						1,425,000	08/09/2021
A918402		Los Angeles	CA		11/01/2021	8.000	2,720,522						4,250,000	08/26/2021
A918403		Anza	CA		11/01/2021	8.000	416,000						800,000	07/26/2021
A918406		Somis	CA		11/01/2021	8.750	1,001,500						1,700,000	08/02/2021
A918415		Los Angeles	CA		11/01/2021	8.000	2,665,507						4,200,000	07/26/2021
A918416		Los Angeles	CA		11/01/2021	8.500	2,238,537						3,150,000	07/27/2021
A918427		Los Angeles	CA		11/01/2021	8.500	985,000						1,450,000	09/09/2021
A918444		Los Angeles	CA		11/01/2021	8.500	1,192,925						2,700,000	09/13/2021
A918459		Los Angeles	CA		11/01/2021	8.500	1,560,745						3,000,000	08/27/2021

ANNUAL STATEMENT FOR THE YEAR 2022 OF THE AMERICAN EQUITY INVESTMENT LIFE INSURANCE COMPANY

SCHEDULE B - PART 1

Showing All Mortgage Loans OWNED December 31 of Current Year

1	2	Location		5	6	7	8	Change in Book Value/Recorded Investment					14	15
		3	4					9	10	11	12	13		
Loan Number	Code	City	State	Loan Type	Date Acquired	Rate of Interest	Book Value/Recorded Investment Excluding Accrued Interest	Unrealized Valuation Increase (Decrease)	Current Year's (Amortization)/ Accretion	Current Year's Other-Than-Temporary Impairment Recognized	Capitalized Deferred Interest and Other	Total Foreign Exchange Change in Book Value	Value of Land and Buildings	Date of Last Appraisal or Valuation
A918465		El Cajon	CA		11/01/2021	8.000	154,963						650,000	07/29/2021
A918471		Santa Barbara	CA		11/01/2021	8.500	3,952,500						5,750,000	08/27/2021
A918476		San Diego	CA		11/01/2021	7.000	940,000						1,500,000	08/05/2021
A918481		Malibu	CA		11/01/2021	7.000	6,324,816						11,000,000	08/26/2021
A918483		Torrance	CA		11/01/2021	9.000	525,000						1,250,000	08/05/2021
A918491		Oceanside	CA		11/01/2021	7.000	1,037,500						1,450,000	08/02/2021
A918517		San Diego	CA		11/01/2021	7.000	1,155,000						1,500,000	08/30/2021
A918550		Arrowbear	CA		11/01/2021	10.000	229,600						385,000	08/16/2021
A918564		San Diego	CA		11/01/2021	8.000	900,000						1,275,000	08/25/2021
A918572		Los Angeles	CA		11/01/2021	8.500	922,500						1,525,000	10/14/2021
A918573		La Jolla	CA		11/01/2021	8.000	2,250,000						3,000,000	08/27/2021
A918582		Goshen	CA		11/01/2021	8.000	179,100						255,000	08/20/2021
A918628		Encino	CA		11/01/2021	8.000	2,262,235						3,100,000	09/14/2021
A918633		Los Angeles	CA		11/01/2021	8.000	1,870,500						2,550,000	09/13/2021
A918644		National City	CA		11/01/2021	7.000	520,000						650,000	08/26/2021
A918653		San Francisco	CA		11/01/2021	8.500	2,016,509						3,200,000	09/09/2021
A918663		Encino	CA		11/01/2021	8.000	2,560,000						3,300,000	09/21/2021
A918685		Oakland	CA		11/01/2021	8.500	1,374,336						2,150,000	09/29/2021
A918712		Lawndale	CA		11/01/2021	8.000	804,450						1,100,000	10/26/2021
A918721		Los Angeles	CA		11/01/2021	8.500	378,464						1,480,000	10/19/2021
A918746		Berkeley	CA		11/01/2021	8.000	914,400						1,450,000	10/21/2021
A918761		Los Angeles	CA		11/01/2021	8.000	2,111,450						4,250,000	10/12/2021
A918762		San Diego	CA		11/01/2021	7.000	967,000						1,500,000	10/06/2021
A918770		Yorba Linda	CA		11/01/2021	8.500	1,316,685						1,850,000	10/01/2021
A918776		Burlingame	CA		11/01/2021	7.500	3,604,215						11,550,000	10/20/2021
A918784		San Clemente	CA		11/01/2021	7.000	1,258,500						2,500,000	10/11/2021
A918785		Los Angeles	CA		11/01/2021	8.000	1,336,500						1,800,000	10/13/2021
A918806		San Diego	CA		11/01/2021	7.000	1,604,750						2,350,000	10/12/2021
A918837		San Diego	CA		11/01/2021	7.000	760,000						950,000	10/19/2021
A918881		Jacumba	CA		11/01/2021	8.000	144,750						205,000	10/12/2021
A918887		San Marcos	CA		11/01/2021	7.000	694,000						905,000	10/20/2021
A918911		Westminster	CA		11/01/2021	9.000	1,601,500						3,200,000	10/21/2021
A970056		Portland	OR		11/01/2021	8.500	405,000						1,400,000	10/12/2021
A980106		Seattle	WA		11/01/2021	8.000	558,122						1,950,000	03/30/2021
A980122		Seattle	WA		11/01/2021	8.000	1,275,000						1,700,000	06/02/2021
A980124		Kirkland	WA		11/01/2021	8.000	1,312,500						1,750,000	06/02/2021
A980127		Seattle	WA		11/01/2021	8.000	765,000						1,100,000	05/18/2021
A980141		Kirkland	WA		11/01/2021	8.000	1,751,486						3,900,000	05/28/2021
A980150		Spokane	WA		11/01/2021	8.000	318,750						425,000	10/13/2021
A170797		Woodbridge	NJ		11/22/2021	7.500	324,000						615,000	11/05/2021
A210309		Richmond	VA		11/22/2021	8.000	450,000						600,000	10/25/2021
A270438		Mocksville	NC		11/22/2021	7.000	65,232						130,000	11/05/2021
A290086		Columbia	SC		11/22/2021	8.500	161,100						225,000	11/01/2021
A303197		Atlanta	GA		11/22/2021	7.000	100,300						165,000	11/02/2021
A321051		St. Petersburg	FL		11/22/2021	9.000	217,685						390,000	11/03/2021
A350210		Jemison	AL		11/22/2021	8.000	100,790						170,000	11/03/2021
A350212		Center Point	AL		11/22/2021	8.000	103,387						140,000	10/28/2021
A350216		Huntsville	AL		11/22/2021	8.000	121,284						180,000	10/29/2021
A430645		Westlake	OH		11/22/2021	8.500	460,216						620,000	10/22/2021
A430654		Akron	OH		11/22/2021	8.500	89,910						120,000	10/22/2021
A750941		Katy	TX		11/22/2021	8.000	236,000						295,000	11/01/2021
A850374		Phoenix	AZ		11/22/2021	8.000	472,500						710,000	10/22/2021

E04.110

ANNUAL STATEMENT FOR THE YEAR 2022 OF THE AMERICAN EQUITY INVESTMENT LIFE INSURANCE COMPANY

SCHEDULE B - PART 1

Showing All Mortgage Loans OWNED December 31 of Current Year

1	2	Location		5	6	7	8	Change in Book Value/Recorded Investment					14	15
		3	4					9	10	11	12	13		
Loan Number	Code	City	State	Loan Type	Date Acquired	Rate of Interest	Book Value/Recorded Investment Excluding Accrued Interest	Unrealized Valuation Increase (Decrease)	Current Year's (Amortization)/ Accretion	Current Year's Other-Than-Temporary Impairment Recognized	Capitalized Deferred Interest and Other	Total Foreign Exchange Change in Book Value	Value of Land and Buildings	Date of Last Appraisal or Valuation
A880906		Las Vegas	NV.		11/22/2021	7.000	1,731,925						2,350,000	11/05/2021
A880914		Las Vegas	NV.		11/22/2021	7.000	988,763						1,425,000	11/05/2021
A918320		Hidden Hills	CA.		11/22/2021	7.000	3,865,860						10,000,000	10/29/2021
A918586		Los Angeles	CA.		11/22/2021	8.500	1,662,567						2,350,000	10/29/2021
A918798		Sacramento	CA.		11/22/2021	8.500	1,243,976						1,700,000	10/25/2021
A918810		Winnetka	CA.		11/22/2021	8.000	785,517						2,895,324	11/01/2021
A918835		Los Angeles	CA.		11/22/2021	8.000	614,000						825,000	11/01/2021
A918855		Los Angeles	CA.		11/22/2021	8.000	1,868,481						3,700,000	10/25/2021
A918886		Los Angeles	CA.		11/22/2021	8.000	1,675,500						2,250,000	10/28/2021
A918901		Los Angeles	CA.		11/22/2021	7.500	2,101,474						3,650,000	10/28/2021
A918904		North Hollywood Area, Los Angeles	CA.		11/22/2021	8.000	1,305,473						2,850,000	11/03/2021
A918923		Los Angeles	CA.		11/22/2021	7.250	808,500						1,150,000	10/28/2021
A918947		Woodland Hills	CA.		11/22/2021	7.250	1,335,000						2,000,000	11/05/2021
A918959		Los Angeles	CA.		11/22/2021	8.000	725,155						1,075,000	11/04/2021
A918972		San Pedro	CA.		11/22/2021	7.250	731,250						975,000	11/04/2021
A150218		Philadelphia	PA.		01/01/2022	8.000	1,600,696						2,430,000	12/10/2021
A170781		Irvington	NJ.		01/01/2022	7.500	34,122						5,195,000	12/02/2021
A170782		East Orange	NJ.		01/01/2022	7.500	894,645						6,517,500	12/05/2021
A170784		Plainfield	NJ.		01/01/2022	7.500	413,379						1,720,000	12/03/2021
A170787		Irvington	NJ.		01/01/2022	7.500	645,100						5,775,000	12/05/2021
A170788		Linden	NJ.		01/01/2022	7.500	1,839,031						5,235,001	12/03/2021
A170809		East Orange	NJ.		01/01/2022	7.500	280,938						4,935,000	12/18/2021
A210315		Richmond	VA.		01/01/2022	8.000	175,695						240,000	12/02/2021
A210316		Richmond	VA.		01/01/2022	8.000	233,023						330,000	11/29/2021
A321106		Saint Petersburg	FL.		01/01/2022	8.500	395,100						585,000	12/20/2021
A430656		Copley	OH.		01/01/2022	8.000	176,653						285,000	12/17/2021
A600483		Cary	IL.		01/01/2022	8.000	183,600						285,000	12/23/2021
A750946		Austin	TX.		01/01/2022	8.000	768,899						1,150,000	12/22/2021
A750951		Cypress	TX.		01/01/2022	8.000	195,000						260,000	12/08/2021
A830013		Meridian	ID.		01/01/2022	8.000	322,500						430,000	12/02/2021
A850384		Tempe	AZ.		01/01/2022	8.000	360,850						540,000	12/22/2021
A850386		Scottsdale	AZ.		01/01/2022	8.000	419,947						1,550,000	12/17/2021
A880952		Las Vegas	NV.		01/01/2022	7.000	1,173,525						1,600,000	12/20/2021
A880961		Las Vegas	NV.		01/01/2022	7.000	576,000						720,000	12/27/2021
A918755		Los Angeles	CA.		01/01/2022	9.000	164,540						746,169	12/14/2021
A918957		San Fernando	CA.		01/01/2022	8.000	395,250						700,000	11/30/2021
A919018		Campbell	CA.		01/01/2022	7.000	909,000						1,900,000	12/23/2021
A919084		Atherton	CA.		01/01/2022	7.000	2,009,500						7,500,000	12/23/2021
A919087		Los Angeles	CA.		01/01/2022	7.500	1,777,111						2,800,000	12/12/2021
A919120		Dana Point	CA.		01/01/2022	7.000	1,012,500						1,350,000	12/20/2021
A919146		Chula Vista	CA.		01/01/2022	8.000	652,000						815,000	12/10/2021
A919147		La Mesa	CA.		01/01/2022	8.000	391,500						575,000	12/13/2021
A919152		Los Angeles	CA.		01/01/2022	8.250	1,579,287						2,800,000	12/22/2021
A919161		Northridge	CA.		01/01/2022	7.000	843,000						1,225,000	12/13/2021
A919165		Los Angeles	CA.		01/01/2022	8.000	475,000						740,000	12/23/2021
A919172		Huntington Beach	CA.		01/01/2022	8.500	890,300						1,350,000	12/13/2021
A919180		Vacaville	CA.		01/01/2022	8.500	675,000						925,000	12/22/2021
A919186		Garden Grove	CA.		01/01/2022	8.500	918,900						1,225,000	12/20/2021
A919196		Van Nuys	CA.		01/01/2022	7.000	828,500						1,300,000	12/13/2021
A919215		San Diego	CA.		01/01/2022	7.000	775,100						1,650,000	12/20/2021
A919225		Garden Grove	CA.		01/01/2022	8.500	837,000						1,225,000	12/20/2021
A919252		Lafayette	CA.		01/01/2022	7.500	1,317,500						1,700,000	12/20/2021

ANNUAL STATEMENT FOR THE YEAR 2022 OF THE AMERICAN EQUITY INVESTMENT LIFE INSURANCE COMPANY

SCHEDULE B - PART 1

Showing All Mortgage Loans OWNED December 31 of Current Year

1	2	Location		5	6	7	8	Change in Book Value/Recorded Investment					14	15
		3	4					9	10	11	12	13		
Loan Number	Code	City	State	Loan Type	Date Acquired	Rate of Interest	Book Value/Recorded Investment Excluding Accrued Interest	Unrealized Valuation Increase (Decrease)	Current Year's (Amortization)/ Accretion	Current Year's Other-Than-Temporary Impairment Recognized	Capitalized Deferred Interest and Other	Total Foreign Exchange Change in Book Value	Value of Land and Buildings	Date of Last Appraisal or Valuation
A919259		Los Angeles	CA.		01/01/2022	7.000	983,499						1,300,000	12/23/2021
A919271		Stanton	CA.		01/01/2022	8.500	805,030						1,500,000	12/16/2021
A970061		Gaston	OR.		01/01/2022	8.000	322,000						440,000	12/13/2021
A980176		Kirkland	WA.		01/01/2022	7.500	790,795						3,750,000	12/16/2021
A980177		Kirkland	WA.		01/01/2022	7.500	779,708						3,900,000	12/16/2021
A980182		Seattle	WA.		01/01/2022	7.500	501,481						2,000,000	12/13/2021
A980183		Seattle	WA.		01/01/2022	7.500	947,000						1,250,000	12/21/2021
A919130		Los Angeles	CA.		02/01/2022	7.000	2,737,500						4,887,500	01/04/2022
A919267		Inglewood	CA.		02/01/2022	8.500	632,500						1,100,000	12/30/2021
A919282		La Jolla	CA.		02/01/2022	7.500	4,173,000						5,900,000	12/27/2021
A919292		Los Angeles	CA.		02/01/2022	7.500	886,500						1,300,000	12/28/2021
A919303		Morgan Hill	CA.		02/01/2022	8.500	915,776						1,250,000	01/18/2022
A919310		Oakland	CA.		02/01/2022	8.500	593,500						815,000	01/17/2022
A919322		Fountain Valley	CA.		02/01/2022	8.500	845,000						1,400,000	01/09/2022
A919352		Sunnyvale	CA.		02/01/2022	7.000	1,056,000						1,320,000	01/18/2022
A919360		Santa Ana	CA.		02/01/2022	8.500	583,899						800,000	01/10/2022
A919363		Westminster	CA.		02/01/2022	8.500	868,000						1,300,000	01/19/2022
A919383		Los Angeles	CA.		02/01/2022	7.000	756,000						975,000	01/20/2022
A919392		Pasadena	CA.		02/01/2022	8.000	906,500						1,300,000	01/27/2022
A919412		Los Angeles	CA.		02/01/2022	8.250	828,750						1,125,000	01/21/2022
A919413		Pasadena	CA.		02/01/2022	7.000	756,000						1,050,000	01/27/2022
A980126		Seattle	WA.		02/01/2022	7.500	1,493,823						2,900,000	12/28/2021
A980172		Seattle	WA.		02/01/2022	7.500	980,199						1,980,000	12/28/2021
A980190		Seattle	WA.		02/01/2022	7.500	964,530						2,025,000	01/27/2022
A980192		Seattle	WA.		02/01/2022	7.500	671,922						2,075,000	01/27/2022
A270744		Charlotte	NC.		03/01/2022	7.000	135,000						200,000	02/22/2022
A270764		Charlotte	NC.		03/01/2022	7.000	157,500						225,000	02/14/2022
A303229		Gainesville	GA.		03/01/2022	8.500	128,050						375,000	01/31/2022
A321161		Melbourne	FL.		03/01/2022	8.000	140,850						225,000	02/08/2022
A350224		Montgomery	AL.		03/01/2022	7.250	150,682						195,000	01/24/2022
A370268		Nashville	TN.		03/01/2022	9.000	347,490						640,000	02/23/2022
A750987		Mckinney	TX.		03/01/2022	8.500	442,500						590,000	02/28/2022
A850400		Oracle	AZ.		03/01/2022	8.000	234,500						360,000	02/09/2022
A850403		Scottsdale	AZ.		03/01/2022	8.000	786,516						1,700,000	02/18/2022
A881023		Las Vegas	NV.		03/01/2022	7.000	256,000						320,000	02/09/2022
A881029		Las Vegas	NV.		03/01/2022	7.500	288,000						360,000	02/22/2022
A881034		Las Vegas	NV.		03/01/2022	7.000	243,000						305,000	02/18/2022
A9177580		Lake Sherwood	CA.		03/01/2022	12.000	18,748						6,000,000	12/20/2021
A919129		Encino	CA.		03/01/2022	7.000	8,310,622						16,000,000	12/02/2021
A919301		Paradise	CA.		03/01/2022	8.000	275,192						425,000	01/17/2022
A919374		Los Angeles	CA.		03/01/2022	7.000	5,206,605						12,400,001	02/14/2022
A919381		Northridge	CA.		03/01/2022	7.500	726,574						1,100,000	02/06/2022
A919427		Los Angeles	CA.		03/01/2022	7.750	2,520,104						3,400,000	02/11/2022
A919492		Inglewood	CA.		03/01/2022	8.500	695,500						1,150,000	02/08/2022
A919494		Los Angeles	CA.		03/01/2022	8.500	6,713,751						9,000,000	03/02/2022
A919500		Garden Grove	CA.		03/01/2022	8.500	854,900						1,250,000	02/14/2022
A919506		Carlsbad	CA.		03/01/2022	7.500	1,597,000						2,150,000	02/14/2022
A919513		Menlo Park	CA.		03/01/2022	7.500	2,200,000						2,750,000	02/18/2022
A919524		San Bruno	CA.		03/01/2022	7.000	963,000						1,300,000	02/22/2022
A919530		Pacoima	CA.		03/01/2022	7.000	717,300						1,000,000	02/13/2022
A919532		Spring Valley	CA.		03/01/2022	7.000	605,000						760,000	02/01/2022
A919554		Los Angeles	CA.		03/01/2022	7.000	765,000						1,125,000	02/10/2022

ANNUAL STATEMENT FOR THE YEAR 2022 OF THE AMERICAN EQUITY INVESTMENT LIFE INSURANCE COMPANY

SCHEDULE B - PART 1

Showing All Mortgage Loans OWNED December 31 of Current Year

1	2	Location		5	6	7	8	Change in Book Value/Recorded Investment					14	15
		3	4					9	10	11	12	13		
Loan Number	Code	City	State	Loan Type	Date Acquired	Rate of Interest	Book Value/Recorded Investment Excluding Accrued Interest	Unrealized Valuation Increase (Decrease)	Current Year's (Amortization)/ Accretion	Current Year's Other-Than-Temporary Impairment Recognized	Capitalized Deferred Interest and Other	Total Foreign Exchange Change in Book Value	Value of Land and Buildings	Date of Last Appraisal or Valuation
A919564		Cathedral City	CA		03/01/2022	7.000	234,000						340,000	02/20/2022
A919584		National City	CA		03/01/2022	7.250	367,600						570,000	02/09/2022
A919585		Sylmar	CA		03/01/2022	7.000	803,499						1,025,000	02/20/2022
A919591		Cedarpines Park	CA		03/01/2022	8.000	236,250						325,000	02/28/2022
A919609		Santa Ana	CA		03/01/2022	8.500	693,000						1,100,000	02/22/2022
A919615		Huntington Beach	CA		03/01/2022	8.000	870,000						1,500,000	02/23/2022
A980193		Seattle	WA		03/01/2022	7.500	837,000						1,200,000	01/31/2022
A980195		Seattle	WA		03/01/2022	7.500	403,191						2,370,000	02/11/2022
A150232		Philadelphia	PA		04/01/2022	8.000	765,770						1,380,000	03/23/2022
A150233		Philadelphia	PA		04/01/2022	8.000	592,513						1,150,000	03/18/2022
A270700		Charlotte	NC		04/01/2022	8.000	307,563						415,000	02/07/2022
A270701		Charlotte	NC		04/01/2022	8.000	141,434						385,000	02/09/2022
A270790		Charlotte	NC		04/01/2022	7.000	176,000						220,000	02/18/2022
A270806		Winston Salem	NC		04/01/2022	8.000	526,084						967,000	03/04/2022
A270838		Charlotte	NC		04/01/2022	7.000	189,000						245,000	03/09/2022
A270905		Richlands	NC		04/01/2022	8.000	129,465						175,000	03/24/2022
A321210		Orlando	FL		04/01/2022	7.500	460,000						575,000	03/23/2022
A350228		Montgomery	AL		04/01/2022	7.250	76,000						95,000	03/31/2022
A370267		White Bluff	TN		04/01/2022	9.000	233,749						380,000	01/17/2022
A370288		Memphis	TN		04/01/2022	7.000	256,000						320,000	03/18/2022
A370293		Hendersonville	TN		04/01/2022	7.500	336,000						420,000	03/17/2022
A460269		Fort Wayne	IN		04/01/2022	8.750	103,500						165,000	03/30/2022
A750977		Houston	TX		04/01/2022	8.000	215,100						280,000	01/24/2022
A751004		Austin	TX		04/01/2022	9.000	1,508,738						2,300,000	03/31/2022
A850398		Phoenix	AZ		04/01/2022	7.500	120,542						200,000	02/10/2022
A850409		Buckeye	AZ		04/01/2022	7.000	336,000						420,000	02/28/2022
A881041		Las Vegas	NV		04/01/2022	7.000	368,000						460,000	03/01/2022
A881058		Las Vegas	NV		04/01/2022	7.000	320,000						400,000	03/04/2022
A881066		Las Vegas	NV		04/01/2022	7.000	294,300						375,000	03/18/2022
A881073		Las Vegas	NV		04/01/2022	8.000	487,500						650,000	03/31/2022
A881078		Las Vegas	NV		04/01/2022	7.000	289,800						395,000	03/24/2022
A881079		Las Vegas	NV		04/01/2022	7.000	303,570						400,000	03/31/2022
A881097		North Las Vegas	NV		04/01/2022	7.000	446,400						585,000	03/30/2022
A918895		North Hollywood	CA		04/01/2022	8.500	812,800						2,000,000	12/31/2021
A919333		Imperial Beach	CA		04/01/2022	7.000	700,000						980,000	01/07/2022
A919367		Simi Valley	CA		04/01/2022	8.000	612,000						790,000	01/20/2022
A919493		Pacoima	CA		04/01/2022	8.500	567,400						850,000	03/02/2022
A919518		La Puente	CA		04/01/2022	7.000	508,000						635,000	02/16/2022
A919593		Santa Ana	CA		04/01/2022	8.000	1,240,000						1,550,000	03/10/2022
A919622		North Hills	CA		04/01/2022	8.000	550,673						1,025,000	03/01/2022
A919675		Los Angeles	CA		04/01/2022	7.500	798,750						1,400,000	03/29/2022
A919677		Garden Grove	CA		04/01/2022	8.000	2,799,000						5,800,000	03/31/2022
A919699		Los Angeles	CA		04/01/2022	8.000	917,275						1,700,000	03/07/2022
A919713		Winchester	CA		04/01/2022	8.000	207,631						700,000	03/31/2022
A919743		San Diego	CA		04/01/2022	7.250	800,000						1,000,000	03/08/2022
A919761		Palmdale	CA		04/01/2022	8.000	438,750						585,000	03/18/2022
A919765		Santa Clara	CA		04/01/2022	8.500	522,000						720,000	03/16/2022
A919766		Los Angeles	CA		04/01/2022	7.500	1,259,353						2,300,000	03/14/2022
A919781		Mariposa	CA		04/01/2022	7.000	468,750						625,000	03/23/2022
A919785		Van Nuys	CA		04/01/2022	7.000	854,599						1,250,000	03/21/2022
A919788		Lake Arrowhead	CA		04/01/2022	9.000	1,028,500						1,450,000	03/25/2022
A919790		Escondido	CA		04/01/2022	7.000	602,000						755,000	03/11/2022

ANNUAL STATEMENT FOR THE YEAR 2022 OF THE AMERICAN EQUITY INVESTMENT LIFE INSURANCE COMPANY

SCHEDULE B - PART 1

Showing All Mortgage Loans OWNED December 31 of Current Year

1	2	Location		5	6	7	8	Change in Book Value/Recorded Investment					14	15
		3	4					9	10	11	12	13		
Loan Number	Code	City	State	Loan Type	Date Acquired	Rate of Interest	Book Value/Recorded Investment Excluding Accrued Interest	Unrealized Valuation Increase (Decrease)	Current Year's (Amortization)/ Accretion	Current Year's Other-Than-Temporary Impairment Recognized	Capitalized Deferred Interest and Other	Total Foreign Exchange Change in Book Value	Value of Land and Buildings	Date of Last Appraisal or Valuation
A919796	Atherton	CA.....04/01/20227.0005,130,0006,650,00003/31/2022 ...
A919806	San Diego	CA.....04/01/20227.2501,025,0001,335,00003/21/2022 ...
A919828	Big Bear City	CA.....04/01/20227.250700,000950,00004/04/2022 ...
A919835	San Marcos	CA.....04/01/20227.250751,5001,100,00003/23/2022 ...
A919841	Coarsegold	CA.....04/01/20228.000297,500430,00003/29/2022 ...
A919842	Lake Balboa	CA.....04/01/20227.0001,150,5001,550,00003/23/2022 ...
A919851	Pleasant Hill	CA.....04/01/20227.000713,000900,00003/29/2022 ...
A919880	Sacramento	CA.....04/01/20227.000377,500540,00003/24/2022 ...
A919915	San Diego	CA.....04/01/20227.250567,000790,00003/29/2022 ...
A919965	Laguna Niguel	CA.....04/01/20227.0001,080,0001,425,00004/04/2022 ...
A980208	Seattle	WA.....04/01/20227.500210,6901,950,00003/08/2022 ...
A980215	Seattle	WA.....04/01/20227.500809,5901,150,00003/18/2022 ...
A150257	North Wales	PA.....05/01/20228.000328,475440,000
A200134	Baltimore	MD.....05/01/20229.000157,500210,00005/03/2022 ...
A210337	Richmond	VA.....05/01/20228.000182,125250,00004/06/2022 ...
A210338	Richmond	VA.....05/01/20228.000222,001330,000
A270271	Jacksonville	NC.....05/01/20228.000162,965240,000
A270375	Charlotte	NC.....05/01/20228.000144,147410,00011/15/2021 ...
A270767	Shelby	NC.....05/01/20228.00090,785280,000
A270779	Winston-Salem	NC.....05/01/20228.00053,401175,00003/05/2022 ...
A270893	Charlotte	NC.....05/01/20227.000157,500220,00003/29/2022 ...
A270920	Richlands	NC.....05/01/20228.000179,100225,00004/22/2022 ...
A270939	Hickory	NC.....05/01/20228.000280,065465,00004/06/2022 ...
A270940	Hampstead	NC.....05/01/20228.000319,500410,00004/29/2022 ...
A270954	Gastonia	NC.....05/01/20228.000157,591280,00004/06/2022 ...
A270967	Concord	NC.....05/01/20227.000284,000355,00004/11/2022 ...
A270983	Charlotte	NC.....05/01/20227.000368,000460,00004/06/2022 ...
A270995	Charlotte	NC.....05/01/20227.000360,000450,00004/04/2022 ...
A271044	Charlotte	NC.....05/01/20227.000320,000400,00004/28/2022 ...
A271056	Charlotte	NC.....05/01/20227.000272,000340,00005/03/2022 ...
A271066	Burlington	NC.....05/01/20228.000140,000175,000
A271097	Fayetteville	NC.....05/01/20227.250146,940215,00004/28/2022 ...
A290105	Hanahan	SC.....05/01/20227.500220,500310,00004/19/2022 ...
A303293	Temple	GA.....05/01/20228.500145,750220,00004/29/2022 ...
A321197	Saint Petersburg	FL.....05/01/20228.000225,500310,00002/28/2022 ...
A321248	Jacksonville	FL.....05/01/20227.500168,000210,00005/02/2022 ...
A321251	Clearwater	FL.....05/01/20227.500196,200315,000
A321257	Saint Petersburg	FL.....05/01/20228.500616,100900,00004/27/2022 ...
A321275	Jacksonville	FL.....05/01/20227.500127,500170,000
A321278	Sarasota	FL.....05/01/20227.500539,000720,000
A321282	Ocala	FL.....05/01/20227.500400,950540,000
A370284	Chattanooga	TN.....05/01/20227.0004,070,8625,755,00104/21/2022 ...
A370308	Etowah	TN.....05/01/20227.00016,480140,000
A630510	Kansas City	MO.....05/01/20228.500945,0001,400,000
A630513	Kansas City	MO.....05/01/20229.50080,750140,000
A751005	Houston	TX.....05/01/20227.750141,679185,00004/14/2022 ...
A751015	Argyle	TX.....05/01/20227.500732,000915,000
A800092	Denver	CO.....05/01/20227.5001,408,6182,300,000
A800099	Denver	CO.....05/01/20227.5001,253,7501,675,00004/19/2022 ...
A830015	Post Falls	ID.....05/01/20228.000389,735520,00003/07/2022 ...
A850427	Phoenix	AZ.....05/01/20228.000433,9001,100,00005/03/2022 ...
A850437	Phoenix	AZ.....05/01/20227.500305,6591,550,00004/20/2022 ...

ANNUAL STATEMENT FOR THE YEAR 2022 OF THE AMERICAN EQUITY INVESTMENT LIFE INSURANCE COMPANY

SCHEDULE B - PART 1

Showing All Mortgage Loans OWNED December 31 of Current Year

1	2	Location		5	6	7	8	Change in Book Value/Recorded Investment					14	15
		3	4					9	10	11	12	13		
Loan Number	Code	City	State	Loan Type	Date Acquired	Rate of Interest	Book Value/Recorded Investment Excluding Accrued Interest	Unrealized Valuation Increase (Decrease)	Current Year's (Amortization)/ Accretion	Current Year's Other-Than-Temporary Impairment Recognized	Capitalized Deferred Interest and Other	Total Foreign Exchange Change in Book Value	Value of Land and Buildings	Date of Last Appraisal or Valuation
A881133		Las Vegas	NV		05/01/2022	7.250	527,400						665,000	04/29/2022
A918370		Los Angeles	CA		05/01/2022	8.000	1,788,972						4,500,000	
A919472		Anza	CA		05/01/2022	8.000	337,500						475,000	02/22/2022
A919598		San Francisco	CA		05/01/2022	7.500	2,087,000						3,200,000	03/16/2022
A919714		El Cajon	CA		05/01/2022	7.250	627,000						790,000	03/07/2022
A919745		San Diego	CA		05/01/2022	7.000	625,000						1,035,000	03/19/2022
A919764		Newport Beach	CA		05/01/2022	7.500	2,646,575						4,900,000	03/14/2022
A919787		Whittier	CA		05/01/2022	8.000	1,056,850						1,500,000	03/29/2022
A919794		Villa Park	CA		05/01/2022	8.000	3,337,500						4,450,000	03/25/2022
A919812		Los Angeles	CA		05/01/2022	8.000	1,066,500						1,700,000	03/16/2022
A919833		Garden Grove	CA		05/01/2022	8.000	737,000						1,250,000	03/23/2022
A919840		Topanga	CA		05/01/2022	8.500	1,305,000						1,800,000	03/26/2022
A919856		Los Angeles	CA		05/01/2022	8.000	1,349,962						2,000,000	03/24/2022
A919897		Los Angeles	CA		05/01/2022	8.000	1,050,550						2,750,000	03/31/2022
A919900		Arleta	CA		05/01/2022	8.250	500,000						820,000	03/28/2022
A919913		Romoland	CA		05/01/2022	8.500	319,600						440,000	04/07/2022
A919923		Oceanside	CA		05/01/2022	7.500	384,000						480,000	04/06/2022
A919925		San Diego	CA		05/01/2022	7.500	1,057,500						1,500,000	04/20/2022
A919932		Woodland Hills	CA		05/01/2022	8.500	1,647,000						2,150,000	03/28/2022
A919991		Oxnard	CA		05/01/2022	8.500	2,110,500						2,700,000	04/24/2022
A919996		Lancaster	CA		05/01/2022	8.000	440,000						550,000	04/24/2022
A920021		Richmond	CA		05/01/2022	8.500	443,540						660,000	04/16/2022
A920022		San Diego	CA		05/01/2022	7.000	920,000						1,150,000	04/11/2022
A920032		Santa Barbara	CA		05/01/2022	7.000	1,485,000						2,100,000	
A920039		San Jose	CA		05/01/2022	8.250	769,500						1,075,000	04/12/2022
A920042		Vallejo	CA		05/01/2022	8.500	289,750						525,000	04/11/2022
A920045		San Diego	CA		05/01/2022	7.500	1,680,000						2,100,000	04/15/2022
A920049		Carmichael	CA		05/01/2022	7.250	739,000						1,000,000	04/11/2022
A920067		Pasadena	CA		05/01/2022	7.500	616,500						975,000	
A920071		El Cajon	CA		05/01/2022	7.250	558,975						750,000	04/15/2022
A920072		Oakland	CA		05/01/2022	8.000	1,420,000						3,100,000	04/21/2022
A920074		Escondido	CA		05/01/2022	7.250	600,000						850,000	04/17/2022
A920076		Oakland	CA		05/01/2022	9.000	1,104,500						2,450,000	04/26/2022
A920089		West Sacramento	CA		05/01/2022	8.500	310,500						400,000	04/29/2022
A920090		Santa Barbara	CA		05/01/2022	8.000	1,890,000						3,150,000	
A920091		Hayward	CA		05/01/2022	7.000	819,000						1,350,000	04/26/2022
A920116		La Mesa	CA		05/01/2022	7.500	819,000						1,225,000	05/02/2022
A920117		San Diego	CA		05/01/2022	7.750	1,008,000						1,400,000	04/22/2022
A920129		Berkeley	CA		05/01/2022	8.500	1,181,500						1,700,000	04/29/2022
A920133		Los Angeles	CA		05/01/2022	7.750	1,994,400						3,100,000	
A920134		Quartz Hill	CA		05/01/2022	8.250	508,440						650,000	04/24/2022
A920139		Escondido	CA		05/01/2022	7.500	787,500						1,225,000	04/29/2022
A920140		San Diego	CA		05/01/2022	7.750	880,000						1,100,000	04/24/2022
A920141		San Francisco	CA		05/01/2022	7.750	711,000						1,400,000	
A920149		Los Angeles	CA		05/01/2022	7.750	765,000						1,650,000	04/27/2022
A920154		San Diego	CA		05/01/2022	7.250	1,934,500						2,500,000	
A190033		Newark	DE		06/01/2022	8.000	207,000						360,000	05/19/2022
A210347		Orange	VA		06/01/2022	8.750	290,028						400,000	05/03/2022
A210349		Orange	VA		06/01/2022	8.750	290,028						400,000	05/03/2022
A210350		Locust Grove	VA		06/01/2022	8.750	305,582						445,000	
A210352		Williamsburg	VA		06/01/2022	8.500	231,300						360,000	05/31/2022
A210360		Richmond	VA		06/01/2022	8.250	241,198						330,000	

ANNUAL STATEMENT FOR THE YEAR 2022 OF THE AMERICAN EQUITY INVESTMENT LIFE INSURANCE COMPANY

SCHEDULE B - PART 1

Showing All Mortgage Loans OWNED December 31 of Current Year

1	2	Location		5	6	7	8	Change in Book Value/Recorded Investment					14	15
		3	4					9	10	11	12	13		
Loan Number	Code	City	State	Loan Type	Date Acquired	Rate of Interest	Book Value/Recorded Investment Excluding Accrued Interest	Unrealized Valuation Increase (Decrease)	Current Year's (Amortization)/ Accretion	Current Year's Other-Than-Temporary Impairment Recognized	Capitalized Deferred Interest and Other	Total Foreign Exchange Change in Book Value	Value of Land and Buildings	Date of Last Appraisal or Valuation
A270770		Shelby	NC		06/01/2022	8.000	89,575						280,000	
A270958		Gastonia	NC		06/01/2022	8.250	157,588						275,000	04/01/2022
A270965		Supply	NC		06/01/2022	8.000	69,462						400,000	05/11/2022
A270992		Charlotte	NC		06/01/2022	7.000	261,000						340,000	04/12/2022
A271051		Mills River	NC		06/01/2022	9.000	399,302						1,200,000	
A271054		Mills River	NC		06/01/2022	9.000	401,900						1,200,000	
A271072		Rockwell	NC		06/01/2022	7.250	240,000						300,000	06/01/2022
A271093		Charlotte	NC		06/01/2022	7.250	320,000						400,000	05/31/2022
A271103		Charlotte	NC		06/01/2022	8.250	159,312						370,000	05/10/2022
A271106		Jacksonville	NC		06/01/2022	8.000	232,000						290,000	05/18/2022
A271113		Charlotte	NC		06/01/2022	7.250	284,000						355,000	05/31/2022
A271159		Mooreville	NC		06/01/2022	7.250	356,000						445,000	
A290116		Anderson	SC		06/01/2022	7.500	49,100						115,000	
A290122		Anderson	SC		06/01/2022	9.000	74,800						95,000	
A303294		Marietta	GA		06/01/2022	8.500	486,100						745,000	
A303302		Waleska	GA		06/01/2022	8.750	505,000						685,000	05/11/2022
A303307		Jonesboro	GA		06/01/2022	7.250	144,500						245,000	05/19/2022
A303308		Martinez	GA		06/01/2022	8.250	98,886						240,000	05/23/2022
A303313		Bowdon	GA		06/01/2022	7.250	63,750						85,000	
A321232		Vero Beach	FL		06/01/2022	8.000	117,000						240,000	05/17/2022
A321266		Poinciana	FL		06/01/2022	8.500	905,000						1,365,000	
A321276		Ormond Beach	FL		06/01/2022	7.500	481,500						900,000	06/02/2022
A321277		Kissimmee	FL		06/01/2022	8.500	656,125						1,340,000	05/05/2022
A321283		North Miami	FL		06/01/2022	8.000	1,757,500						2,750,000	05/13/2022
A321289		Vero Beach	FL		06/01/2022	9.750	330,803						660,000	05/23/2022
A321290		Tampa	FL		06/01/2022	8.750	401,250						535,000	06/01/2022
A321296		Lehigh Acres	FL		06/01/2022	8.750	256,500						350,000	05/26/2022
A321300		Tampa	FL		06/01/2022	7.750	170,000						275,000	05/24/2022
A321322		Miami Beach	FL		06/01/2022	8.000	1,048,821						3,200,000	
A321328		Palm Harbor	FL		06/01/2022	7.750	473,500						750,000	05/31/2022
A321331		Palm Bay	FL		06/01/2022	8.250	166,500						320,000	05/25/2022
A321333		Tampa	FL		06/01/2022	7.750	297,895						465,000	
A321335		Winter Garden	FL		06/01/2022	7.750	272,500						350,000	05/24/2022
A321338		Orange Park	FL		06/01/2022	7.750	196,250						260,000	
A321342		Saint Petersburg	FL		06/01/2022	7.750	392,100						500,000	
A321348		Jacksonville	FL		06/01/2022	7.750	209,800						285,000	
A350238		Montgomery	AL		06/01/2022	7.500	121,702						155,000	
A350239		Montgomery	AL		06/01/2022	7.500	143,992						200,000	
A350241		Montgomery	AL		06/01/2022	7.500	97,373						135,000	05/25/2022
A370312		Chattanooga	TN		06/01/2022	7.000	113,200						210,001	04/26/2022
A370328		Knoxville	TN		06/01/2022	7.500	181,250						285,000	05/27/2022
A370330		Murfreesboro	TN		06/01/2022	7.750	491,000						615,000	
A460272		Fort Wayne	IN		06/01/2022	9.000	153,750						205,000	05/23/2022
A460273		South Bend	IN		06/01/2022	8.000	299,131						775,000	
A460274		Fort Wayne	IN		06/01/2022	9.000	103,500						160,000	05/23/2022
A750955		West Lake Hills	TX		06/01/2022	9.750	2,059,795						4,500,000	
A751022		Austin	TX		06/01/2022	8.500	499,500						750,000	05/30/2022
A751023		Austin	TX		06/01/2022	8.500	415,500						765,000	05/30/2022
A751024		Austin	TX		06/01/2022	8.500	409,500						755,000	05/30/2022
A751025		Austin	TX		06/01/2022	8.500	409,500						750,000	05/30/2022
A751026		Austin	TX		06/01/2022	8.500	409,500						750,000	05/30/2022
A751027		Austin	TX		06/01/2022	8.500	415,500						755,000	05/30/2022

ANNUAL STATEMENT FOR THE YEAR 2022 OF THE AMERICAN EQUITY INVESTMENT LIFE INSURANCE COMPANY

SCHEDULE B - PART 1

Showing All Mortgage Loans OWNED December 31 of Current Year

1	2	Location		5	6	7	8	Change in Book Value/Recorded Investment					14	15
		3	4					9	10	11	12	13		
Loan Number	Code	City	State	Loan Type	Date Acquired	Rate of Interest	Book Value/Recorded Investment Excluding Accrued Interest	Unrealized Valuation Increase (Decrease)	Current Year's (Amortization)/ Accretion	Current Year's Other-Than-Temporary Impairment Recognized	Capitalized Deferred Interest and Other	Total Foreign Exchange Change in Book Value	Value of Land and Buildings	Date of Last Appraisal or Valuation
A751028		Austin	TX.		06/01/2022	8.500	415,500						765,000	05/30/2022
A751029		Austin	TX.		06/01/2022	8.500	415,500						770,000	05/30/2022
A751031		Austin	TX.		06/01/2022	8.500	415,500						750,000	05/30/2022
A800090		Denver	CO.		06/01/2022	7.500	40,536						1,150,000	05/19/2022
A800105		Colorado Springs	CO.		06/01/2022	8.750	451,250						650,000	
A840024		Ogden	UT.		06/01/2022	7.750	210,000						300,000	02/25/2022
A850443		Phoenix	AZ.		06/01/2022	8.250	879,973						2,200,000	06/01/2022
A881087		Las Vegas	NV.		06/01/2022	8.000	889,200						1,300,000	05/08/2022
A881136		Henderson	NV.		06/01/2022	7.250	480,591						655,000	05/06/2022
A881141		North Las Vegas	NV.		06/01/2022	7.250	592,000						740,000	05/26/2022
A881142		Las Vegas	NV.		06/01/2022	7.250	328,000						410,000	05/31/2022
A881146		Henderson	NV.		06/01/2022	7.250	418,500						590,000	
A881149		Las Vegas	NV.		06/01/2022	7.250	228,000						285,000	05/11/2022
A881152		Las Vegas	NV.		06/01/2022	7.250	247,500						340,000	05/30/2022
A881153		Las Vegas	NV.		06/01/2022	7.250	229,500						310,000	05/17/2022
A881157		Las Vegas	NV.		06/01/2022	7.250	1,994,100						3,200,000	05/23/2022
A881161		Las Vegas	NV.		06/01/2022	7.250	149,400						215,000	05/26/2022
A881162		Henderson	NV.		06/01/2022	7.250	229,500						299,000	05/20/2022
A881164		Las Vegas	NV.		06/01/2022	7.250	364,500						475,000	05/26/2022
A881165		Las Vegas	NV.		06/01/2022	7.250	468,000						615,000	05/24/2022
A918262		La Quinta	CA.		06/01/2022	8.000	2,040,390						3,750,000	
A919309		Lancaster	CA.		06/01/2022	8.000	207,000						350,000	01/05/2022
A919408		Hidden Hills	CA.		06/01/2022	8.000	4,644,207						16,000,001	05/03/2022
A919501		Torrance	CA.		06/01/2022	8.000	778,500						1,050,000	02/16/2022
A919957		Oakland	CA.		06/01/2022	8.000	707,000						2,000,000	04/21/2022
A919977		Big Bear Lake	CA.		06/01/2022	8.500	147,000						395,000	04/14/2022
A920024		Landers	CA.		06/01/2022	8.000	252,000						575,000	04/16/2022
A920053		Camarillo	CA.		06/01/2022	8.500	692,869						980,000	05/16/2022
A920056		Laguna Beach	CA.		06/01/2022	8.000	3,750,000						6,000,000	05/11/2022
A920064		Anza	CA.		06/01/2022	8.000	246,600						350,000	04/17/2022
A920094		Alpine	CA.		06/01/2022	7.250	2,007,000						3,500,001	
A920125		La Mesa	CA.		06/01/2022	7.250	651,500						820,000	05/03/2022
A920127		Menifee	CA.		06/01/2022	9.000	328,000						410,000	04/25/2022
A920148		Stockton	CA.		06/01/2022	8.500	353,490						475,000	05/16/2022
A920171		Santa Barbara	CA.		06/01/2022	7.950	2,486,000						3,750,000	05/30/2022
A920182		Arrowbear	CA.		06/01/2022	9.000	264,350						360,000	05/02/2022
A920186		Anza	CA.		06/01/2022	8.250	224,000						365,000	05/13/2022
A920212		San Diego	CA.		06/01/2022	7.500	665,000						1,075,000	05/06/2022
A920221		Mariposa	CA.		06/01/2022	7.250	452,000						610,000	
A920222		Indian Wells	CA.		06/01/2022	8.000	1,565,500						2,400,000	05/24/2022
A920224		Los Angeles	CA.		06/01/2022	8.000	1,253,412						1,750,000	05/23/2022
A920255		Fresno	CA.		06/01/2022	8.000	212,500						335,000	05/20/2022
A920265		Palmdale	CA.		06/01/2022	8.000	364,500						540,000	05/27/2022
A920269		La Jolla	CA.		06/01/2022	7.750	3,366,905						5,100,000	05/17/2022
A920287		Oakhurst	CA.		06/01/2022	8.000	301,750						455,000	05/30/2022
A920306		Palm Springs	CA.		06/01/2022	7.250	405,000						575,000	05/18/2022
A920312		San Mateo	CA.		06/01/2022	7.750	1,559,394						3,400,000	05/23/2022
A920321		Chula Vista	CA.		06/01/2022	7.500	564,300						800,000	05/20/2022
A920330		San Jose	CA.		06/01/2022	8.500	1,655,700						2,200,000	05/18/2022
A920356		Moss Landing	CA.		06/01/2022	8.500	693,000						1,000,000	05/31/2022
A920390		Santee	CA.		06/01/2022	7.250	652,500						820,000	05/31/2022
A920407		Los Angeles	CA.		06/01/2022	7.500	922,500						1,500,000	06/01/2022

ANNUAL STATEMENT FOR THE YEAR 2022 OF THE AMERICAN EQUITY INVESTMENT LIFE INSURANCE COMPANY

SCHEDULE B - PART 1

Showing All Mortgage Loans OWNED December 31 of Current Year

1	2	Location		5	6	7	8	Change in Book Value/Recorded Investment					14	15
		3	4					9	10	11	12	13		
Loan Number	Code	City	State	Loan Type	Date Acquired	Rate of Interest	Book Value/Recorded Investment Excluding Accrued Interest	Unrealized Valuation Increase (Decrease)	Current Year's (Amortization)/ Accretion	Current Year's Other-Than-Temporary Impairment Recognized	Capitalized Deferred Interest and Other	Total Foreign Exchange Change in Book Value	Value of Land and Buildings	Date of Last Appraisal or Valuation
A980226		Seattle	WA		06/01/2022	7.500	404,305						2,400,000	05/23/2022
A980239		Seattle	WA		06/01/2022	7.500	661,801						2,450,000	05/19/2022
A980241		Seattle	WA		06/01/2022	8.250	477,000						1,100,000	
A150261		Philadelphia	PA		07/01/2022	8.000	94,885						210,000	06/23/2022
A150265		Philadelphia	PA		07/01/2022	8.000	86,885						195,000	06/22/2022
A150269		Conshohocken	PA		07/01/2022	8.000	483,000						700,000	06/24/2022
A170823		Manville	NJ		07/01/2022	8.250	196,200						355,000	04/06/2022
A200135		Silver Spring	MD		07/01/2022	8.750	438,850						660,000	05/23/2022
A210329		Richmond	VA		07/01/2022	8.000	240,280						350,000	02/28/2022
A210351		Portsmouth	VA		07/01/2022	8.500	108,720						148,000	05/31/2022
A210354		Portsmouth	VA		07/01/2022	8.500	283,500						400,000	05/17/2022
A210358		Richmond	VA		07/01/2022	8.250	175,682						265,000	06/10/2022
A210359		Richmond	VA		07/01/2022	8.250	191,631						240,000	06/14/2022
A210361		Richmond	VA		07/01/2022	8.500	283,500						475,000	06/06/2022
A270960		Supply	NC		07/01/2022	8.000	80,203						400,000	05/12/2022
A270964		Supply	NC		07/01/2022	8.000	118,157						400,000	05/11/2022
A270978		Charlotte	NC		07/01/2022	7.000	264,000						330,000	04/21/2022
A271000		Indian Trail	NC		07/01/2022	8.000	274,575						385,000	04/14/2022
A271048		Gastonia	NC		07/01/2022	8.000	165,111						275,000	05/20/2022
A271126		Charlotte	NC		07/01/2022	8.250	250,200						375,000	05/27/2022
A271129		Fayetteville	NC		07/01/2022	7.250	153,798						200,000	05/31/2022
A271137		Rockwell	NC		07/01/2022	8.250	80,551						450,000	05/26/2022
A271156		Charlotte	NC		07/01/2022	7.250	288,000						360,000	06/22/2022
A271160		Indian Trail	NC		07/01/2022	7.250	372,000						465,000	06/23/2022
A271161		Richlands	NC		07/01/2022	9.000	160,000						200,000	06/10/2022
A271164		Charlotte	NC		07/01/2022	8.250	600,606						825,000	06/07/2022
A271193		Mooresville	NC		07/01/2022	7.250	368,000						460,000	06/14/2022
A271202		Charlotte	NC		07/01/2022	7.250	320,000						400,000	06/22/2022
A271207		Charlotte	NC		07/01/2022	7.500	292,000						365,000	06/03/2022
A271208		Greensboro	NC		07/01/2022	7.500	264,000						330,000	06/13/2022
A271220		High Point	NC		07/01/2022	7.500	184,000						230,000	06/14/2022
A271221		Greensboro	NC		07/01/2022	7.500	212,000						265,000	06/21/2022
A271231		Charlotte	NC		07/01/2022	7.500	409,500						525,000	06/14/2022
A271237		Concord	NC		07/01/2022	7.500	328,000						410,000	06/14/2022
A271241		Clemmons	NC		07/01/2022	7.500	260,000						325,000	06/22/2022
A271244		Charlotte	NC		07/01/2022	7.500	284,000						355,000	06/17/2022
A271247		Jacksonville	NC		07/01/2022	8.000	248,000						310,000	06/30/2022
A271271		Raleigh	NC		07/01/2022	7.500	332,000						415,000	06/23/2022
A271282		Garner	NC		07/01/2022	7.500	344,000						430,000	06/29/2022
A290127		Ware Shoals	SC		07/01/2022	7.500	131,250						175,000	06/13/2022
A303319		Temple	GA		07/01/2022	9.000	110,250						245,000	06/02/2022
A303325		Riverdale	GA		07/01/2022	7.250	60,000						80,000	06/13/2022
A303335		Folkston	GA		07/01/2022	7.750	97,900						160,000	06/13/2022
A303341		Atlanta	GA		07/01/2022	7.500	91,800						185,000	06/17/2022
A321225		Saint Petersburg	FL		07/01/2022	7.500	279,600						400,000	06/27/2022
A321334		Panama City	FL		07/01/2022	8.500	188,100						290,000	05/17/2022
A321339		Orlando	FL		07/01/2022	7.750	420,000						525,000	06/22/2022
A321344		Titusville	FL		07/01/2022	8.390	146,250						230,000	06/03/2022
A321347		Lehigh Acres	FL		07/01/2022	8.750	240,500						360,000	06/06/2022
A321349		Lehigh Acres	FL		07/01/2022	8.750	198,000						310,000	06/08/2022
A321351		Lehigh Acres	FL		07/01/2022	8.750	291,500						395,000	06/14/2022
A321359		Surfside	FL		07/01/2022	8.000	5,509,043						11,000,000	06/09/2022

ANNUAL STATEMENT FOR THE YEAR 2022 OF THE AMERICAN EQUITY INVESTMENT LIFE INSURANCE COMPANY

SCHEDULE B - PART 1

Showing All Mortgage Loans OWNED December 31 of Current Year

1	2	Location		5	6	7	8	Change in Book Value/Recorded Investment					14	15
		3	4					9	10	11	12	13		
Loan Number	Code	City	State	Loan Type	Date Acquired	Rate of Interest	Book Value/Recorded Investment Excluding Accrued Interest	Unrealized Valuation Increase (Decrease)	Current Year's (Amortization)/ Accretion	Current Year's Other-Than-Temporary Impairment Recognized	Capitalized Deferred Interest and Other	Total Foreign Exchange Change in Book Value	Value of Land and Buildings	Date of Last Appraisal or Valuation
A321361		Orlando	FL		07/01/2022	7.750	195,000						260,000	06/22/2022
A321364		Miami Shores	FL		07/01/2022	8.250	1,533,190						2,500,000	07/06/2022
A321365		Orange Park	FL		07/01/2022	7.750	251,850						325,000	06/03/2022
A321368		North Miami	FL		07/01/2022	8.250	459,000						620,000	06/29/2022
A321374		Dunedin	FL		07/01/2022	7.750	401,250						535,000	06/22/2022
A321379		Jacksonville	FL		07/01/2022	8.000	107,300						145,000	06/10/2022
A321380		Jacksonville	FL		07/01/2022	8.000	116,700						155,000	06/13/2022
A321383		Dunnellon	FL		07/01/2022	9.250	306,000						500,000	06/17/2022
A321386		Orlando	FL		07/01/2022	8.000	397,700						500,000	06/20/2022
A321387		Jacksonville	FL		07/01/2022	8.000	331,700						435,000	06/19/2022
A350246		Montgomery	AL		07/01/2022	7.750	78,975						120,000	06/23/2022
A350247		Montgomery	AL		07/01/2022	7.750	117,530						160,000	06/24/2022
A370334		Clarkrange	TN		07/01/2022	9.000	132,400						185,000	06/09/2022
A370336		Knoxville	TN		07/01/2022	7.500	182,700						270,000	06/06/2022
A370337		Andersonville	TN		07/01/2022	7.500	127,500						190,000	06/08/2022
A370339		Clarksville	TN		07/01/2022	7.750	121,500						280,000	06/01/2022
A370341		Columbia	TN		07/01/2022	7.750	234,000						400,000	05/31/2022
A370347		Nashville	TN		07/01/2022	8.000	394,500						530,000	06/22/2022
A370350		Clarksville	TN		07/01/2022	8.000	307,010						390,000	
A430621		Gates Mills	OH		07/01/2022	9.000	288,369						1,000,000	05/11/2022
A430701		Cleveland Heights	OH		07/01/2022	8.250	130,394						235,000	05/12/2022
A460268		Elkhart	IN		07/01/2022	9.250	109,800						175,000	06/23/2022
A460277		New Haven	IN		07/01/2022	9.000	90,000						140,000	06/17/2022
A500056		Des Moines	IA		07/01/2022	8.750	191,250						255,000	06/10/2022
A630518		Kansas City	MO		07/01/2022	8.250	157,200						230,000	05/23/2022
A630522		Peculiar	MO		07/01/2022	8.250	152,000						190,000	05/31/2022
A630534		Grandview	MO		07/01/2022	8.750	148,500						230,000	07/07/2022
A660110		Kansas City	KS		07/01/2022	8.250	152,000						190,000	06/27/2022
A660112		Wichita	KS		07/01/2022	8.750	55,373						85,000	06/22/2022
A800082		Denver	CO		07/01/2022	7.500	590,844						1,900,000	06/17/2022
A800111		Denver	CO		07/01/2022	7.500	778,933						2,500,000	06/21/2022
A800121		Colorado Springs	CO		07/01/2022	9.250	198,000						325,000	
A840025		Ogden	UT		07/01/2022	7.750	269,280						400,000	06/07/2022
A840027		Provo	UT		07/01/2022	7.750	245,000						350,000	03/04/2022
A840028		Midvale	UT		07/01/2022	7.750	313,200						480,000	06/03/2022
A840030		Sandy	UT		07/01/2022	9.000	640,000						800,000	06/07/2022
A850447		Phoenix	AZ		07/01/2022	7.500	696,306						1,950,000	06/02/2022
A850450		Bullhead City	AZ		07/01/2022	10.000	198,000						285,000	05/26/2022
A850451		Phoenix	AZ		07/01/2022	7.750	364,000						470,000	05/31/2022
A850455		Scottsdale	AZ		07/01/2022	8.250	650,000						2,200,000	06/13/2022
A850457		Phoenix	AZ		07/01/2022	7.500	533,281						2,300,000	06/28/2022
A881154		Las Vegas	NV		07/01/2022	7.250	400,000						500,000	05/20/2022
A881163		Las Vegas	NV		07/01/2022	8.250	215,550						300,000	06/01/2022
A881166		Las Vegas	NV		07/01/2022	7.750	571,000						1,200,000	06/03/2022
A881174		Las Vegas	NV		07/01/2022	7.250	266,400						340,000	06/08/2022
A881176		Las Vegas	NV		07/01/2022	7.250	244,000						305,000	06/01/2022
A881178		Las Vegas	NV		07/01/2022	9.500	562,500						815,000	06/06/2022
A881183		Las Vegas	NV		07/01/2022	7.500	450,000						595,000	06/22/2022
A881191		Henderson	NV		07/01/2022	7.500	202,500						265,000	06/10/2022
A881192		Las Vegas	NV		07/01/2022	7.500	405,000						590,000	06/14/2022
A881194		Las Vegas	NV		07/01/2022	7.500	405,000						560,000	06/14/2022
A881196		Las Vegas	NV		07/01/2022	8.000	366,930						515,000	06/27/2022

E04.119

ANNUAL STATEMENT FOR THE YEAR 2022 OF THE AMERICAN EQUITY INVESTMENT LIFE INSURANCE COMPANY

SCHEDULE B - PART 1

Showing All Mortgage Loans OWNED December 31 of Current Year

1	2	Location		5	6	7	8	Change in Book Value/Recorded Investment					14	15
		3	4					9	10	11	12	13		
Loan Number	Code	City	State	Loan Type	Date Acquired	Rate of Interest	Book Value/Recorded Investment Excluding Accrued Interest	Unrealized Valuation Increase (Decrease)	Current Year's (Amortization)/ Accretion	Current Year's Other-Than-Temporary Impairment Recognized	Capitalized Deferred Interest and Other	Total Foreign Exchange Change in Book Value	Value of Land and Buildings	Date of Last Appraisal or Valuation
A881198		Las Vegas	NV		07/01/2022	7.750	1,143,211						1,600,000	06/17/2022
A881200		North Las Vegas	NV		07/01/2022	7.500	189,000						345,000	06/22/2022
A881201		Las Vegas	NV		07/01/2022	7.500	328,500						440,000	06/19/2022
A881205		Las Vegas	NV		07/01/2022	7.500	245,700						345,000	06/21/2022
A918748		Sacramento	CA		07/01/2022	9.000	308,317						1,700,000	06/16/2022
A919002		Studio City	CA		07/01/2022	7.250	1,565,541						3,700,000	03/22/2022
A919353		Pittsburg	CA		07/01/2022	9.375	196,000						625,000	01/31/2022
A919896		San Diego	CA		07/01/2022	8.000	737,200						2,150,000	05/09/2022
A919953		Los Angeles	CA		07/01/2022	8.500	3,281,401						11,000,001	06/24/2022
A919974		Perris	CA		07/01/2022	8.000	232,000						360,000	04/15/2022
A920017		Tarzana	CA		07/01/2022	8.000	2,673,588						4,850,000	04/26/2022
A920085		Los Angeles	CA		07/01/2022	7.000	1,526,559						4,300,000	05/18/2022
A920164		Azusa	CA		07/01/2022	8.250	441,000						600,000	05/11/2022
A920189		Studio City	CA		07/01/2022	7.250	1,980,000						3,900,000	05/12/2022
A920208		Modesto	CA		07/01/2022	7.250	252,000						420,000	05/10/2022
A920239		Los Angeles	CA		07/01/2022	8.750	500,000						750,000	05/23/2022
A920245		Malibu	CA		07/01/2022	8.500	6,714,416						15,000,000	06/01/2022
A920260		Los Angeles	CA		07/01/2022	8.250	586,500						790,000	05/25/2022
A920267		Los Angeles	CA		07/01/2022	8.250	624,750						835,000	06/02/2022
A920273		Newport Beach	CA		07/01/2022	7.500	2,539,442						6,000,000	05/19/2022
A920305		Los Angeles	CA		07/01/2022	8.250	351,685						1,700,001	05/31/2022
A920317		Sacramento	CA		07/01/2022	8.500	404,000						585,000	05/17/2022
A920339		San Diego	CA		07/01/2022	7.500	828,350						1,150,000	05/20/2022
A920344		Costa Mesa	CA		07/01/2022	8.750	1,082,266						1,850,000	06/09/2022
A920348		Los Angeles	CA		07/01/2022	8.750	817,500						1,450,000	05/25/2022
A920357		Sacramento	CA		07/01/2022	8.500	432,000						590,000	05/27/2022
A920367		Murrieta	CA		07/01/2022	8.750	427,500						600,000	05/27/2022
A920370		San Mateo	CA		07/01/2022	7.750	1,482,796						2,600,000	06/06/2022
A920388		Groveland	CA		07/01/2022	8.250	212,500						350,000	
A920394		Los Angeles	CA		07/01/2022	8.750	637,500						900,000	06/01/2022
A920397		Sunol	CA		07/01/2022	9.250	249,123						950,000	06/27/2022
A920401		El Dorado Hills	CA		07/01/2022	8.500	553,500						805,000	06/01/2022
A920413		Lafayette	CA		07/01/2022	8.500	1,260,000						2,250,000	06/21/2022
A920414		Los Angeles	CA		07/01/2022	9.250	1,234,800						2,000,000	06/06/2022
A920419		Los Angeles	CA		07/01/2022	8.000	1,004,463						1,600,000	06/13/2022
A920427		Buena Park	CA		07/01/2022	8.250	728,000						1,170,000	06/13/2022
A920437		Lake Arrowhead	CA		07/01/2022	7.250	670,000						900,000	06/03/2022
A920446		Twentynine Palms	CA		07/01/2022	7.500	202,500						270,000	06/02/2022
A920454		San Jose	CA		07/01/2022	7.500	1,147,500						1,450,000	06/09/2022
A920460		Los Angeles	CA		07/01/2022	8.000	2,768,060						4,200,000	06/22/2022
A920461		San Diego	CA		07/01/2022	8.000	558,000						780,000	06/13/2022
A920465		Los Angeles	CA		07/01/2022	8.750	445,000						650,000	06/15/2022
A920471		Oakland	CA		07/01/2022	8.000	383,500						950,000	06/13/2022
A920473		South San Francisco	CA		07/01/2022	7.500	1,395,000						2,100,000	06/17/2022
A920489		Tustin	CA		07/01/2022	8.500	709,000						1,200,000	06/16/2022
A920490		Fresno	CA		07/01/2022	8.000	238,000						370,000	06/22/2022
A920495		Poway	CA		07/01/2022	10.000	900,000						1,200,000	06/11/2022
A920505		Menifee	CA		07/01/2022	9.000	310,000						430,000	06/17/2022
A920518		Oceanside	CA		07/01/2022	8.000	668,300						850,000	06/19/2022
A920522		Cathedral City	CA		07/01/2022	8.500	246,000						350,000	06/30/2022
A920523		Hidden Hills	CA		07/01/2022	8.000	6,759,500						9,750,000	06/23/2022
A920537		Indian Wells	CA		07/01/2022	7.500	459,800						830,000	06/18/2022

ANNUAL STATEMENT FOR THE YEAR 2022 OF THE AMERICAN EQUITY INVESTMENT LIFE INSURANCE COMPANY

SCHEDULE B - PART 1

Showing All Mortgage Loans OWNED December 31 of Current Year

1	2	Location		5	6	7	8	Change in Book Value/Recorded Investment					14	15
		3	4					9	10	11	12	13		
Loan Number	Code	City	State	Loan Type	Date Acquired	Rate of Interest	Book Value/Recorded Investment Excluding Accrued Interest	Unrealized Valuation Increase (Decrease)	Current Year's (Amortization)/ Accretion	Current Year's Other-Than-Temporary Impairment Recognized	Capitalized Deferred Interest and Other	Total Foreign Exchange Change in Book Value	Value of Land and Buildings	Date of Last Appraisal or Valuation
A920544		La Mesa	CA		07/01/2022	9.375	460,475						1,600,000	07/06/2022
A920548		Coto De Caza Area	CA		07/01/2022	7.750	1,191,850						1,700,000	06/27/2022
A920616		Clovis	CA		07/01/2022	8.125	225,000						395,000	07/01/2022
A970066		Portland	OR		07/01/2022	8.250	733,275						950,000	06/23/2022
A970067		Gresham	OR		07/01/2022	8.500	488,775						750,000	06/22/2022
A980244		Seattle	WA		07/01/2022	7.500	918,000						1,200,000	06/14/2022
A980255		Seattle	WA		07/01/2022	7.750	865,500						1,350,000	06/17/2022
A150260		Warrington	PA		08/11/2022	8.500	393,750						476,000	07/11/2022
A150266		Norristown	PA		08/11/2022	7.750	291,240						520,000	07/11/2022
A150272		Penn Valley	PA		08/11/2022	9.250	1,255,000						1,400,000	07/11/2022
A210369		Richmond	VA		08/11/2022	9.250	175,000						265,000	
A270957		Gastonia	NC		08/11/2022	8.000	149,307						400,000	04/26/2022
A271136		Troutman	NC		08/11/2022	8.250	1						456,000	05/21/2022
A271227		Concord	NC		08/11/2022	9.000	148,609						320,000	06/21/2022
A271264		Kannapolis	NC		08/11/2022	9.500	250,575						440,000	06/29/2022
A271266		Kannapolis	NC		08/11/2022	9.500	53,423						265,000	07/19/2022
A271268		Charlotte	NC		08/11/2022	9.500	138,810						285,000	06/27/2022
A271269		Maiden	NC		08/11/2022	9.500	117,569						209,000	07/05/2022
A271272		Gastonia	NC		08/11/2022	7.500	296,000						365,000	07/07/2022
A271274		Charlotte	NC		08/11/2022	7.500	161,585						215,000	07/01/2022
A271278		Maysville	NC		08/11/2022	8.000	180,000						235,000	07/07/2022
A271280		High Point	NC		08/11/2022	7.750	114,200						320,000	07/25/2022
A271283		Jacksonville	NC		08/11/2022	8.750	153,900						325,000	07/25/2022
A271295		Charlotte	NC		08/11/2022	8.500	213,750						300,000	07/19/2022
A271309		Winston-Salem	NC		08/11/2022	9.125	108,750						175,000	07/25/2022
A271336		Raleigh	NC		08/11/2022	8.500	266,250						346,000	07/21/2022
A290141		Columbia	SC		08/11/2022	9.125	93,750						129,000	07/25/2022
A303363		Douglasville	GA		08/11/2022	8.500	233,750						355,000	07/19/2022
A303367		East Point	GA		08/11/2022	8.500	68,000						155,000	07/21/2022
A303368		Fayetteville	GA		08/11/2022	8.500	134,300						220,001	07/26/2022
A321193		Jacksonville Beach	FL		08/11/2022	8.750	672,000						840,000	03/01/2022
A321194		Destin	FL		08/11/2022	8.750	1,280,000						1,685,000	03/18/2022
A321195		Champions Gate	FL		08/11/2022	8.750	640,000						880,000	07/01/2022
A321286		North Miami	FL		08/11/2022	8.500	304,257						450,000	07/07/2022
A321394		Miami	FL		08/11/2022	8.500	1,520,000						3,750,000	07/25/2022
A321399		Surfside	FL		08/11/2022	9.250	937,500						1,250,000	
A321403		Jacksonville	FL		08/11/2022	8.125	170,000						260,000	07/11/2022
A321409		Saint Petersburg	FL		08/11/2022	8.125	196,200						385,000	07/14/2022
A321411		Port Saint Lucie	FL		08/11/2022	9.250	121,500						200,000	07/18/2022
A321413		Port Saint Lucie	FL		08/11/2022	9.250	382,500						625,000	07/11/2022
A321419		Clearwater	FL		08/11/2022	8.625	341,600						575,000	07/12/2022
A321423		Orlando	FL		08/11/2022	8.625	332,375						500,000	07/18/2022
A321425		Jacksonville	FL		08/11/2022	8.625	80,550						120,000	07/25/2022
A321428		Parrish	FL		08/11/2022	9.500	391,000						540,000	07/21/2022
A350244		Birmingham	AL		08/11/2022	7.750	175,000						315,000	06/13/2022
A370338		Columbia	TN		08/11/2022	9.000	255,000						307,000	06/09/2022
A430702		Maple Heights	OH		08/11/2022	8.500	90,877						160,000	06/01/2022
A430708		Cleveland	OH		08/11/2022	9.750	57,750						85,000	07/20/2022
A460279		South Bend	IN		08/11/2022	10.250	50,850						85,000	07/19/2022
A480440		Warren	MI		08/11/2022	10.000	97,703						235,000	07/07/2022
A480442		Redford	MI		08/11/2022	9.250	127,500						160,000	07/13/2022
A530113		Milwaukee	WI		08/11/2022	7.750	338,940						425,000	

ANNUAL STATEMENT FOR THE YEAR 2022 OF THE AMERICAN EQUITY INVESTMENT LIFE INSURANCE COMPANY

SCHEDULE B - PART 1

Showing All Mortgage Loans OWNED December 31 of Current Year

1	2	Location		5	6	7	8	Change in Book Value/Recorded Investment					14	15
		3	4					9	10	11	12	13		
Loan Number	Code	City	State	Loan Type	Date Acquired	Rate of Interest	Book Value/Recorded Investment Excluding Accrued Interest	Unrealized Valuation Increase (Decrease)	Current Year's (Amortization)/ Accretion	Current Year's Other-Than-Temporary Impairment Recognized	Capitalized Deferred Interest and Other	Total Foreign Exchange Change in Book Value	Value of Land and Buildings	Date of Last Appraisal or Valuation
A630530		Grandview	MO.		08/11/2022	8.750	125,730						240,000	06/08/2022
A630536		Lee'S Summit	MO.		08/11/2022	8.625	213,750						275,000	07/27/2022
A660115		Kansas City	KS.		08/11/2022	8.625	127,500						185,000	07/12/2022
A660116		Prairie Village	KS.		08/11/2022	8.625	340,200						450,000	07/14/2022
A730101		Tulsa	OK.		08/11/2022	9.125	108,750						150,000	07/26/2022
A730102		Tulsa	OK.		08/11/2022	9.125	97,500						125,001	07/22/2022
A730103		Oklahoma City	OK.		08/11/2022	9.125	102,750						150,000	07/25/2022
A751043		Houston	TX.		08/11/2022	7.750	468,000						560,000	07/07/2022
A751047		Greenville	TX.		08/11/2022	9.375	233,638						450,000	07/05/2022
A850446		Phoenix	AZ.		08/11/2022	8.500	416,062						1,615,000	07/13/2022
A850456		Apache Junction	AZ.		08/11/2022	9.250	202,500						275,000	07/06/2022
A870031		Rio Rancho	NM.		08/11/2022	9.750	156,600						270,000	08/01/2022
A881181		Las Vegas	NV.		08/11/2022	7.250	256,500						305,000	05/27/2022
A881188		Las Vegas	NV.		08/11/2022	7.750	512,356						685,000	06/16/2022
A881203		Las Vegas	NV.		08/11/2022	7.750	1,045,924						1,500,000	06/28/2022
A881204		Las Vegas	NV.		08/11/2022	7.750	704,481						827,000	06/27/2022
A881209		Las Vegas	NV.		08/11/2022	7.750	280,000						350,000	06/30/2022
A881210		Las Vegas	NV.		08/11/2022	7.750	280,000						355,000	06/27/2022
A919223		Los Angeles	CA.		08/11/2022	8.500	980,458						2,500,000	07/25/2022
A919262		Manhattan Beach	CA.		08/11/2022	8.500	1,317,403						3,650,000	07/25/2022
A919321		Culver City	CA.		08/11/2022	8.500	1,048,322						3,100,000	07/26/2022
A919963		Los Angeles	CA.		08/11/2022	8.000	767,641						2,665,000	04/15/2022
A920009		Los Angeles	CA.		08/11/2022	10.000	968,500						1,750,000	04/05/2022
A920011		Merced	CA.		08/11/2022	9.000	144,000						308,000	05/18/2022
A920271		Palmdale	CA.		08/11/2022	8.875	378,750						510,000	05/26/2022
A920412		San Diego	CA.		08/11/2022	7.500	610,000						2,100,000	06/19/2022
A920492		Fountain Valley	CA.		08/11/2022	8.500	1,038,000						1,600,000	06/16/2022
A920521		Big Bear City	CA.		08/11/2022	7.750	388,658						550,000	06/21/2022
A920526		Redondo Beach	CA.		08/11/2022	8.500	1,420,000						1,935,000	06/20/2022
A920533		Menlo Park	CA.		08/11/2022	7.500	2,120,000						2,650,000	07/14/2022
A920540		Los Angeles	CA.		08/11/2022	8.000	345,000						545,000	06/30/2022
A920549		Landers	CA.		08/11/2022	9.000	340,500						590,000	07/01/2022
A920558		San Francisco	CA.		08/11/2022	8.500	1,901,166						5,000,000	
A920566		Los Angeles	CA.		08/11/2022	8.500	1,426,050						2,575,000	07/05/2022
A920571		Napa	CA.		08/11/2022	10.500	862,400						1,215,000	07/22/2022
A920572		San Carlos	CA.		08/11/2022	7.500	1,721,250						2,125,000	07/05/2022
A920585		Fremont	CA.		08/11/2022	9.000	610,000						900,000	07/05/2022
A920586		Redwood City	CA.		08/11/2022	7.500	1,200,000						1,330,000	07/08/2022
A920589		Corona	CA.		08/11/2022	9.000	603,000						815,000	07/01/2022
A920590		Costa Mesa	CA.		08/11/2022	8.750	983,042						2,100,000	06/30/2022
A920605		Concord	CA.		08/11/2022	7.500	637,500						850,000	07/05/2022
A920622		Stockton	CA.		08/11/2022	8.250	221,000						390,000	07/07/2022
A920624		Santa Clara	CA.		08/11/2022	8.000	1,044,000						2,050,000	08/02/2022
A920632		Pittsburg	CA.		08/11/2022	8.750	430,900						605,000	07/08/2022
A920635		Vista	CA.		08/11/2022	8.750	647,343						880,000	07/18/2022
A920640		Temecula	CA.		08/11/2022	9.750	261,000						500,000	08/01/2022
A920641		Sunnyvale	CA.		08/11/2022	8.500	1,148,000						1,875,000	07/25/2022
A920642		Sunnyvale	CA.		08/11/2022	8.000	1,156,750						1,875,000	07/25/2022
A920649		San Diego	CA.		08/11/2022	9.500	508,500						850,000	07/12/2022
A920652		Richmond	CA.		08/11/2022	8.500	206,500						410,000	07/29/2022
A920656		Rimforest	CA.		08/11/2022	9.000	246,395						400,000	07/19/2022
A920659		Los Angeles	CA.		08/11/2022	8.500	308,572						622,000	07/13/2022

ANNUAL STATEMENT FOR THE YEAR 2022 OF THE AMERICAN EQUITY INVESTMENT LIFE INSURANCE COMPANY

SCHEDULE B - PART 1

Showing All Mortgage Loans OWNED December 31 of Current Year

1	2	Location		5	6	7	8	Change in Book Value/Recorded Investment					14	15
		3	4					9	10	11	12	13		
Loan Number	Code	City	State	Loan Type	Date Acquired	Rate of Interest	Book Value/Recorded Investment Excluding Accrued Interest	Unrealized Valuation Increase (Decrease)	Current Year's (Amortization)/ Accretion	Current Year's Other-Than-Temporary Impairment Recognized	Capitalized Deferred Interest and Other	Total Foreign Exchange Change in Book Value	Value of Land and Buildings	Date of Last Appraisal or Valuation
A920666		Whittier	CA		08/11/2022	9.500	522,000						755,000	07/18/2022
A920677		San Leandro	CA		08/11/2022	8.625	449,403						850,000	07/25/2022
A920678		Anaheim	CA		08/11/2022	8.625	514,780						975,000	07/18/2022
A920681		San Diego	CA		08/11/2022	9.500	882,900						1,550,000	07/22/2022
A920683		Warner Springs	CA		08/11/2022	8.500	132,710						250,000	07/25/2022
A920686		Los Angeles	CA		08/11/2022	8.500	505,500						750,000	07/20/2022
A920705		Sacramento	CA		08/11/2022	9.000	309,500						460,000	07/19/2022
A920707		Santa Barbara	CA		08/11/2022	9.000	2,475,000						4,975,000	07/31/2022
A920712		San Diego	CA		08/11/2022	8.500	765,000						1,225,000	07/22/2022
A920716		East Los Angeles	CA		08/11/2022	8.625	630,000						1,000,000	07/28/2022
A920721		Monterey Park	CA		08/11/2022	8.625	712,500						1,025,000	07/30/2022
A920727		San Diego	CA		08/11/2022	8.625	525,780						750,000	07/24/2022
A920733		Inglewood	CA		08/11/2022	9.375	607,500						910,000	08/01/2022
A920737		Los Angeles	CA		08/11/2022	8.625	323,275						575,000	07/29/2022
A970069		Portland	OR		08/11/2022	9.000	423,000						490,000	07/11/2022
A980238		Seattle	WA		08/11/2022	8.500	630,283						2,750,000	07/25/2022
A980251		Washougal	WA		08/11/2022	8.500	272,000						400,000	06/21/2022
A980256		Sammamish	WA		08/11/2022	7.750	1,251,300						1,800,000	06/30/2022
A980257		Seattle	WA		08/11/2022	8.625	788,250						1,430,000	07/20/2022
A271199		Charlotte	NC		09/01/2022	8.500	284,287						450,000	07/07/2022
A271200		Charlotte	NC		09/01/2022	8.500	287,879						470,000	07/06/2022
A321385		Hastings	FL		09/01/2022	9.000	96,662						305,000	06/30/2022
A321410		Miami Beach	FL		09/01/2022	8.750	4,989,772						7,000,000	07/26/2022
A800113		Denver	CO		09/01/2022	7.500	396,530						1,840,000	06/17/2022
A850416		Phoenix	AZ		09/01/2022	7.500	521,519						1,975,000	07/05/2022
A919471		Mountain View	CA		09/01/2022	7.500	2,281,245						4,400,000	07/05/2022
A919511		Sherman Oaks	CA		09/01/2022	7.500	1,222,258						2,700,000	07/15/2022
A919537		Menlo Park	CA		09/01/2022	7.500	3,438,035						9,000,000	07/18/2022
A919690		Los Angeles	CA		09/01/2022	9.250	1,503,714						2,150,000	04/08/2022
A920264		Menlo Park	CA		09/01/2022	7.500	1,894,437						4,600,000	05/27/2022
A920440		Hidden Hills	CA		09/01/2022	8.250	5,069,745						20,500,000	06/13/2022
A920493		Los Angeles	CA		09/01/2022	7.500	3,001,792						6,000,000	06/16/2022
A920636		Hemet	CA		09/01/2022	8.500	268,500						450,000	07/25/2022
A920653		San Diego	CA		09/01/2022	8.750	1,118,219						1,600,000	07/13/2022
A970068		Warren	OR		09/01/2022	8.500	317,900						675,000	07/07/2022
A980252		Bellevue	WA		09/01/2022	7.500	593,615						3,700,000	06/29/2022
A980253		Bellevue	WA		09/01/2022	7.500	328,033						3,375,000	07/01/2022
A190041		Newark	DE		09/15/2022	9.750	162,000						300,000	08/09/2022
A271321		Concord	NC		09/15/2022	8.500	215,460						350,000	08/01/2022
A271355		Rae ford	NC		09/15/2022	8.500	223,512						330,000	08/10/2022
A303377		Savannah	GA		09/15/2022	9.375	153,750						205,000	08/04/2022
A303401		Savannah	GA		09/15/2022	9.375	157,500						210,000	08/01/2022
A303422		Greensboro	GA		09/15/2022	8.500	85,850						175,000	08/17/2022
A303430		Jonesboro	GA		09/15/2022	8.500	62,305						95,000	08/18/2022
A321438		Tampa	FL		09/15/2022	9.750	352,500						470,000	07/22/2022
A350243		Montgomery	AL		09/15/2022	9.000	144,209						209,000	07/07/2022
A350254		Montgomery	AL		09/15/2022	9.000	127,500						175,000	08/01/2022
A430711		Euclid	OH		09/15/2022	9.500	155,000						200,000	07/18/2022
A600500		Libertyville	IL		09/15/2022	8.250	468,750						530,000	08/01/2022
A600505		Mokena	IL		09/15/2022	8.250	300,000						365,000	07/15/2022
A600509		Westmont	IL		09/15/2022	8.250	281,250						342,000	07/18/2022
A600515		Lake Zurich	IL		09/15/2022	8.250	333,750						377,000	07/18/2022

E04.123

ANNUAL STATEMENT FOR THE YEAR 2022 OF THE AMERICAN EQUITY INVESTMENT LIFE INSURANCE COMPANY

SCHEDULE B - PART 1

Showing All Mortgage Loans OWNED December 31 of Current Year

1	2	Location		5	6	7	8	Change in Book Value/Recorded Investment					14	15
		3	4					9	10	11	12	13		
Loan Number	Code	City	State	Loan Type	Date Acquired	Rate of Interest	Book Value/Recorded Investment Excluding Accrued Interest	Unrealized Valuation Increase (Decrease)	Current Year's (Amortization)/ Accretion	Current Year's Other-Than-Temporary Impairment Recognized	Capitalized Deferred Interest and Other	Total Foreign Exchange Change in Book Value	Value of Land and Buildings	Date of Last Appraisal or Valuation
A730109		Norman	OK		09/15/2022	9.000	112,500						185,000	07/29/2022
A730117		Tulsa	OK		09/15/2022	9.125	86,250						115,000	08/11/2022
A730128		Oklahoma City	OK		09/15/2022	9.000	92,250						135,000	08/19/2022
A800125		Peyton	CO		09/15/2022	9.500	895,769						6,040,000	07/22/2022
A881244		Las Vegas	NV		09/15/2022	8.750	195,000						360,000	08/16/2022
A919155		Los Angeles	CA		09/15/2022	8.500	3,956,932						6,250,000	04/20/2022
A919623		Menifee	CA		09/15/2022	9.250	251,926						570,000	03/14/2022
A920036		Menlo Park	CA		09/15/2022	7.500	2,904,644						6,000,000	04/15/2022
A920486		Los Angeles	CA		09/15/2022	8.750	1,170,000						1,900,000	06/16/2022
A920645		Culver City	CA		09/15/2022	10.000	909,000						1,300,000	08/04/2022
A920675		Napa	CA		09/15/2022	9.250	730,341						1,400,000	08/11/2022
A920697		San Diego	CA		09/15/2022	8.500	812,500						2,250,000	07/26/2022
A920757		Temple City	CA		09/15/2022	9.000	689,540						1,350,000	08/05/2022
A920790		Elk Grove	CA		09/15/2022	8.500	559,200						710,000	08/14/2022
A920803		Valley Village	CA		09/15/2022	9.000	1,045,000						2,942,000	08/15/2022
A920814		Salinas	CA		09/15/2022	8.500	520,000						754,000	08/19/2022
A920821		Coarsegold	CA		09/15/2022	9.750	256,500						440,000	08/24/2022
A920838		Orange	CA		09/15/2022	8.500	733,500						1,075,000	08/25/2022
A920869		Escondido	CA		09/15/2022	8.750	400,500						700,000	08/29/2022
A920894		Oakland	CA		09/15/2022	8.625	301,245						590,000	09/05/2022
A980259		Seattle	WA		09/15/2022	8.500	811,750						1,057,000	08/03/2022
A190042		New Castle	DE		10/14/2022	9.750	168,750						210,000	09/15/2022
A210371		Virginia Beach	VA		10/14/2022	9.375	301,050						430,000	09/07/2022
A210383		Franklin	VA		10/14/2022	9.375	85,770						230,000	09/21/2022
A210384		Henrico	VA		10/14/2022	8.750	396,000						1,100,000	09/21/2022
A271343		High Point	NC		10/14/2022	9.000	88,125						125,000	07/28/2022
A271344		High Point	NC		10/14/2022	9.000	86,250						115,000	08/04/2022
A271348		High Point	NC		10/14/2022	9.000	93,750						175,000	08/04/2022
A271357		Archdale	NC		10/14/2022	9.000	94,500						150,000	08/26/2022
A271362		Cameron	NC		10/14/2022	8.500	261,765						350,000	09/08/2022
A271363		Winston-Salem	NC		10/14/2022	8.500	281,250						350,000	09/07/2022
A271364		Charlotte	NC		10/14/2022	8.500	232,500						330,000	08/24/2022
A271368		Beulaville	NC		10/14/2022	8.750	174,041						250,000	09/16/2022
A271369		Jacksonville	NC		10/14/2022	8.750	221,250						275,000	09/18/2022
A271381		Winston-Salem	NC		10/14/2022	9.500	94,500						155,000	09/08/2022
A271390		Shelby	NC		10/14/2022	9.500	56,663						286,000	09/26/2022
A271392		Beulaville	NC		10/14/2022	8.750	153,090						215,000	
A271396		Charlotte	NC		10/14/2022	9.500	225,000						325,000	09/20/2022
A271398		Greensboro	NC		10/14/2022	8.500	165,000						230,000	09/20/2022
A271428		Reidsville	NC		10/14/2022	8.500	144,000						200,000	
A303348		Monticello	GA		10/14/2022	8.500	60,200						94,000	07/07/2022
A303437		Lawrenceville	GA		10/14/2022	9.750	270,000						455,000	08/30/2022
A303447		Atlanta	GA		10/14/2022	8.500	168,300						275,000	09/06/2022
A303451		McDonough	GA		10/14/2022	8.500	168,300						243,000	09/13/2022
A303462		College Park	GA		10/14/2022	8.500	142,500						250,000	09/22/2022
A303463		Mableton	GA		10/14/2022	8.500	153,850						260,000	09/15/2022
A303464		Riverdale	GA		10/14/2022	8.500	37,485						100,000	09/18/2022
A303465		Greenville	GA		10/14/2022	8.500	76,004						111,000	09/18/2022
A321345		North Miami	FL		10/14/2022	9.000	2,310,000						3,300,000	09/22/2022
A321461		Jacksonville	FL		10/14/2022	8.750	106,200						270,000	09/08/2022
A321468		Fort Myers	FL		10/14/2022	8.500	108,000						242,000	09/14/2022
A321470		Fort Myers	FL		10/14/2022	8.500	112,500						260,000	09/14/2022

ANNUAL STATEMENT FOR THE YEAR 2022 OF THE AMERICAN EQUITY INVESTMENT LIFE INSURANCE COMPANY

SCHEDULE B - PART 1

Showing All Mortgage Loans OWNED December 31 of Current Year

1	2	Location		5	6	7	8	Change in Book Value/Recorded Investment					14	15
		3	4					9	10	11	12	13		
Loan Number	Code	City	State	Loan Type	Date Acquired	Rate of Interest	Book Value/Recorded Investment Excluding Accrued Interest	Unrealized Valuation Increase (Decrease)	Current Year's (Amortization)/ Accretion	Current Year's Other-Than-Temporary Impairment Recognized	Capitalized Deferred Interest and Other	Total Foreign Exchange Change in Book Value	Value of Land and Buildings	Date of Last Appraisal or Valuation
A321472		Fort Myers	FL		10/14/2022	8.500	130,500						275,000	09/19/2022
A321476		Palmetto	FL		10/14/2022	9.000	187,500						235,000	09/14/2022
A370364		Memphis	TN		10/14/2022	9.000	82,600						118,000	
A370366		Knoxville	TN		10/14/2022	8.500	136,630						220,000	08/26/2022
A370372		Memphis	TN		10/14/2022	9.000	87,500						145,000	09/16/2022
A430704		Cleveland Heights	OH		10/14/2022	9.250	72,531						223,000	06/14/2022
A430724		Akron	OH		10/14/2022	9.000	40,035						150,000	08/07/2022
A430727		Cleveland	OH		10/14/2022	9.000	42,500						130,000	08/08/2022
A600520		Lake In The Hills	IL		10/14/2022	8.750	217,500						420,000	09/07/2022
A630548		Willard	MO		10/14/2022	9.625	216,000						240,000	09/06/2022
A710042		Searcy	AR		10/14/2022	8.750	126,000						163,000	09/29/2022
A730127		Oklahoma City	OK		10/14/2022	9.000	104,400						145,000	09/07/2022
A730129		Midwest City	OK		10/14/2022	9.000	105,300						190,000	08/24/2022
A730132		Oklahoma City	OK		10/14/2022	9.000	127,350						250,000	08/26/2022
A730134		Midwest City	OK		10/14/2022	9.000	98,100						188,000	08/26/2022
A730135		Oklahoma City	OK		10/14/2022	9.000	220,500						338,000	08/26/2022
A730139		Tulsa	OK		10/14/2022	9.000	105,000						131,000	09/06/2022
A730140		Oklahoma City	OK		10/14/2022	9.000	52,200						203,000	09/06/2022
A730143		Oklahoma City	OK		10/14/2022	9.000	87,750						155,000	09/09/2022
A730145		Sand Springs	OK		10/14/2022	9.000	123,750						160,000	09/12/2022
A730148		Midwest City	OK		10/14/2022	9.000	55,800						139,000	09/16/2022
A850477		Yuma	AZ		10/14/2022	10.750	137,700						210,000	09/26/2022
A881224		Spring Creek	NV		10/14/2022	10.750	137,522						250,000	08/12/2022
A881239		Spring Creek	NV		10/14/2022	10.750	150,073						240,000	09/01/2022
A881242		Las Vegas	NV		10/14/2022	9.500	472,500						705,000	08/17/2022
A881247		Las Vegas	NV		10/14/2022	10.750	212,709						335,000	09/13/2022
A919950		La Mesa	CA		10/14/2022	8.500	635,350						1,200,000	09/19/2022
A920118		Apple Valley	CA		10/14/2022	9.750	138,500						235,000	04/27/2022
A920417		San Diego	CA		10/14/2022	8.500	1,016,600						1,850,000	07/05/2022
A920824		Johnson Valley	CA		10/14/2022	9.500	166,500						450,000	08/24/2022
A920839		Long Beach	CA		10/14/2022	8.500	787,500						1,065,000	08/25/2022
A920842		El Sobrante	CA		10/14/2022	8.500	492,300						775,000	08/24/2022
A920844		Palmdale	CA		10/14/2022	10.250	521,250						695,000	08/18/2022
A920861		Rohnert Park	CA		10/14/2022	9.000	225,000						310,000	09/02/2022
A920863		Vacaville	CA		10/14/2022	9.000	198,750						275,000	08/30/2022
A920867		Winchester	CA		10/14/2022	8.750	506,250						670,000	08/24/2022
A920878		Buena Park	CA		10/14/2022	8.625	517,500						960,000	09/02/2022
A920884		Lancaster	CA		10/14/2022	8.750	315,000						470,000	09/01/2022
A920891		Barstow	CA		10/14/2022	10.250	157,500						285,000	09/06/2022
A920893		Upland	CA		10/14/2022	8.500	549,000						775,000	09/08/2022
A920897		San Diego	CA		10/14/2022	8.500	675,000						980,000	09/02/2022
A920915		Westminster	CA		10/14/2022	9.125	934,500						1,440,000	09/13/2022
A920926		Palmdale	CA		10/14/2022	8.875	397,500						575,000	09/12/2022
A920934		Fountain Valley	CA		10/14/2022	9.125	1,055,000						1,580,000	09/14/2022
A920968		San Diego	CA		10/14/2022	8.750	710,200						1,150,000	09/26/2022
A920970		San Diego	CA		10/14/2022	8.500	720,000						1,065,000	09/27/2022
A920989		San Diego	CA		10/14/2022	8.500	778,873						1,300,000	09/29/2022
A980250		Spokane	WA		10/14/2022	10.000	36,755						2,240,000	07/05/2022
A980263		Bellevue	WA		10/14/2022	8.500	620,823						2,735,000	08/19/2022
A980264		Kirkland	WA		10/14/2022	8.500	775,086						1,700,000	09/16/2022
A150277		Coatesville	PA		11/15/2022	10.000	497,500						840,000	08/25/2022
A170837		Westville	NJ		11/15/2022	9.000	96,322						340,000	09/29/2022

E04.126

E04.126

E04.126

E04.126

ANNUAL STATEMENT FOR THE YEAR 2022 OF THE AMERICAN EQUITY INVESTMENT LIFE INSURANCE COMPANY

SCHEDULE B - PART 1

Showing All Mortgage Loans OWNED December 31 of Current Year

1	2	Location		5	6	7	8	Change in Book Value/Recorded Investment					14	15
		3	4					9	10	11	12	13		
Loan Number	Code	City	State	Loan Type	Date Acquired	Rate of Interest	Book Value/Recorded Investment Excluding Accrued Interest	Unrealized Valuation Increase (Decrease)	Current Year's (Amortization)/ Accretion	Current Year's Other-Than-Temporary Impairment Recognized	Capitalized Deferred Interest and Other	Total Foreign Exchange Change in Book Value	Value of Land and Buildings	Date of Last Appraisal or Valuation
A321482		Daytona Beach	FL		11/15/2022	8.625	112,500						330,000	09/19/2022
A321483		Sarasota	FL		11/15/2022	8.500	356,250						525,000	09/22/2022
A321485		Keystone Heights	FL		11/15/2022	10.250	1						280,000	09/16/2022
A321488		Hastings	FL		11/15/2022	10.250	1						328,500	09/23/2022
A321489		Surfside	FL		11/15/2022	9.250	1,057,457						4,035,000	10/14/2022
A321490		Palm City	FL		11/15/2022	9.500	539,991						775,000	10/17/2022
A321496		Jacksonville	FL		11/15/2022	8.750	157,500						240,000	10/10/2022
A321497		Jacksonville	FL		11/15/2022	9.000	90,000						140,000	
A321498		Vero Beach	FL		11/15/2022	9.750	64,800						132,900	11/01/2022
A321505		Stuart	FL		11/15/2022	9.750	196,200						325,000	10/28/2022
A321514		Titusville	FL		11/15/2022	9.500	157,490						270,000	10/31/2022
A370374		Cleveland	TN		11/15/2022	8.500	44,631						170,000	10/04/2022
A370377		Memphis	TN		11/15/2022	9.000	97,500						123,000	10/20/2022
A370381		Memphis	TN		11/15/2022	9.000	123,750						165,000	10/25/2022
A370382		Memphis	TN		11/15/2022	9.000	105,000						125,000	10/12/2022
A370384		Rockwood	TN		11/15/2022	8.500	34,895						180,000	10/20/2022
A370386		Memphis	TN		11/15/2022	9.000	131,250						170,000	10/17/2022
A430706		Shaker Heights	OH		11/15/2022	9.000	209,960						360,000	06/24/2022
A430742		Kettering	OH		11/15/2022	9.250	302,999						660,000	10/12/2022
A480436		Royal Oak	MI		11/15/2022	8.250	270,000						340,000	07/22/2022
A480448		Rochester Hills	MI		11/15/2022	10.500	147,700						211,000	09/06/2022
A500059		Des Moines	IA		11/15/2022	9.250	135,000						227,000	09/22/2022
A500060		Des Moines	IA		11/15/2022	9.250	85,500						190,000	10/07/2022
A630547		Springfield	MO		11/15/2022	9.625	98,370						207,000	08/29/2022
A630556		St. Louis	MO		11/15/2022	10.250	315,750						675,000	10/15/2022
A630559		Florissant	MO		11/15/2022	9.750	212,000						295,000	10/27/2022
A660122		Olathe	KS		11/15/2022	9.500	229,500						370,000	09/20/2022
A730152		Oklahoma City	OK		11/15/2022	9.000	108,900						205,000	09/20/2022
A730153		Del City	OK		11/15/2022	9.000	74,250						128,000	10/03/2022
A730154		Oklahoma City	OK		11/15/2022	9.000	83,700						145,000	09/21/2022
A730155		Oklahoma City	OK		11/15/2022	9.000	63,000						128,000	09/23/2022
A730158		Oklahoma City	OK		11/15/2022	9.000	85,500						140,000	09/28/2022
A730163		Oklahoma City	OK		11/15/2022	9.000	112,500						185,000	10/06/2022
A730168		Tulsa	OK		11/15/2022	9.000	176,250						225,000	10/10/2022
A730173		Oklahoma City	OK		11/15/2022	9.000	76,275						215,000	10/23/2022
A751069		Buda	TX		11/15/2022	9.250	442,435						620,000	08/30/2022
A751084		Wichita Falls	TX		11/15/2022	9.000	101,250						122,000	10/17/2022
A751087		Wichita Falls	TX		11/15/2022	9.000	82,098						115,000	10/19/2022
A751090		Donna	TX		11/15/2022	9.750	184,500						250,000	
A800119		Denver	CO		11/15/2022	8.500	637,500						975,000	09/12/2022
A800129		Denver	CO		11/15/2022	8.500	462,154						1,850,000	10/19/2022
A800132		Denver	CO		11/15/2022	8.500	531,250						936,000	10/03/2022
A800142		Denver	CO		11/15/2022	10.000	873,000						1,270,500	10/20/2022
A850475		Phoenix	AZ		11/15/2022	8.500	393,575						1,990,000	09/21/2022
A850478		Prescott	AZ		11/15/2022	9.875	225,000						335,000	09/21/2022
A850479		Phoenix	AZ		11/15/2022	8.500	287,034						1,850,000	10/04/2022
A850481		Golden Valley	AZ		11/15/2022	9.000	54,000						90,000	11/03/2022
A881254		Henderson	NV		11/15/2022	8.750	348,750						480,000	09/27/2022
A881256		Pahrump	NV		11/15/2022	9.000	135,000						218,000	10/13/2022
A881258		Pahrump	NV		11/15/2022	9.000	144,000						230,000	10/17/2022
A881260		Las Vegas	NV		11/15/2022	8.750	330,000						430,000	10/11/2022
A881263		Las Vegas	NV		11/15/2022	8.750	292,500						355,000	10/20/2022

ANNUAL STATEMENT FOR THE YEAR 2022 OF THE AMERICAN EQUITY INVESTMENT LIFE INSURANCE COMPANY

SCHEDULE B - PART 1

Showing All Mortgage Loans OWNED December 31 of Current Year

1	2	Location		5	6	7	8	Change in Book Value/Recorded Investment					14	15
		3	4					9	10	11	12	13		
Loan Number	Code	City	State	Loan Type	Date Acquired	Rate of Interest	Book Value/Recorded Investment Excluding Accrued Interest	Unrealized Valuation Increase (Decrease)	Current Year's (Amortization)/ Accretion	Current Year's Other-Than-Temporary Impairment Recognized	Capitalized Deferred Interest and Other	Total Foreign Exchange Change in Book Value	Value of Land and Buildings	Date of Last Appraisal or Valuation
A881266		Henderson	NV		11/15/2022	8.750	373,460						605,000	10/20/2022
A919526		San Jose	CA		11/15/2022	8.500	1,389,912						4,200,000	09/01/2022
A919548		San Jose	CA		11/15/2022	8.500	1,208,736						3,400,000	10/12/2022
A919610		Woodland Hills	CA		11/15/2022	10.000	1,142,893						3,850,000	09/09/2022
A919721		Woodland Hills	CA		11/15/2022	10.000	1,100,595						3,400,000	08/02/2022
A919736		Culver City	CA		11/15/2022	8.500	862,995						2,670,000	09/27/2022
A920144		Sherman Oaks	CA		11/15/2022	9.500	901,700						3,050,000	09/21/2022
A920514		Joshua Tree	CA		11/15/2022	9.750	124,300						410,000	06/24/2022
A920713		Los Angeles	CA		11/15/2022	9.625	810,000						1,625,000	08/04/2022
A920776		Santa Rosa	CA		11/15/2022	10.000	1,041,250						2,600,000	09/01/2022
A920798		Los Angeles	CA		11/15/2022	9.750	1,930,991						7,000,000	09/10/2022
A920808		Chula Vista	CA		11/15/2022	9.500	292,500						420,000	08/11/2022
A920822		Whittier	CA		11/15/2022	9.500	1,188,887						11,500,002	09/12/2022
A920837		Long Beach	CA		11/15/2022	8.750	1,812,500						2,550,000	09/06/2022
A920909		Los Angeles	CA		11/15/2022	9.250	900,000						2,500,000	09/14/2022
A920913		San Pablo	CA		11/15/2022	8.500	517,500						825,000	09/08/2022
A920927		Los Angeles	CA		11/15/2022	9.750	6,045,313						17,000,000	09/22/2022
A920928		Lake Elsinore	CA		11/15/2022	8.500	178,200						680,001	09/23/2022
A920931		Fountain Valley	CA		11/15/2022	9.125	967,950						1,525,000	09/13/2022
A920942		Carson	CA		11/15/2022	8.625	506,250						690,000	09/14/2022
A920955		Castaic	CA		11/15/2022	8.875	506,250						645,000	09/23/2022
A920957		North Highlands	CA		11/15/2022	9.000	315,000						410,000	09/22/2022
A920958		Carmichael	CA		11/15/2022	9.000	367,003						545,000	09/22/2022
A920962		Yucaipa	CA		11/15/2022	9.000	292,500						500,000	09/27/2022
A920974		Perris	CA		11/15/2022	8.500	210,500						390,000	10/10/2022
A920977		Los Angeles	CA		11/15/2022	8.500	1,312,500						1,750,000	09/29/2022
A920990		Los Angeles	CA		11/15/2022	10.000	612,500						965,000	09/28/2022
A920992		Camarillo	CA		11/15/2022	9.000	540,000						816,000	09/25/2022
A920994		Torrance	CA		11/15/2022	8.500	942,750						1,325,000	09/28/2022
A921006		Oakland	CA		11/15/2022	9.750	593,000						1,150,000	09/30/2022
A921024		Long Beach	CA		11/15/2022	9.000	976,831						2,050,000	10/10/2022
A921028		Redondo Beach	CA		11/15/2022	8.500	820,250						1,315,000	09/30/2022
A921034		Fullerton	CA		11/15/2022	8.625	540,000						860,000	10/20/2022
A921043		Santa Clara	CA		11/15/2022	9.750	810,155						2,050,000	10/14/2022
A921045		San Diego	CA		11/15/2022	9.000	342,000						570,000	10/11/2022
A921057		Long Beach	CA		11/15/2022	8.500	359,000						625,000	10/19/2022
A921068		Newport Beach	CA		11/15/2022	8.500	4,725,000						7,080,000	10/28/2022
A921080		Pittsburg	CA		11/15/2022	8.500	305,400						560,000	10/20/2022
A921093		Vallejo	CA		11/15/2022	11.000	232,000						525,000	10/24/2022
A921094		San Diego	CA		11/15/2022	8.500	890,388						1,150,000	10/26/2022
A921095		Madera	CA		11/15/2022	8.500	250,750						550,000	10/19/2022
A921100		San Jose	CA		11/15/2022	8.500	1,068,750						2,000,000	10/24/2022
A921105		San Marcos	CA		11/15/2022	9.000	555,050						820,000	10/24/2022
A921113		San Diego	CA		11/15/2022	9.000	498,000						777,000	10/24/2022
A980269		Kirkland	WA		11/15/2022	8.500	892,438						1,875,000	09/27/2022
A980270		Bellevue	WA		11/15/2022	8.500	1,338,419						8,500,000	10/11/2022
R2004958494		Nashville	TN		10/12/2022	4.300	335,702						377,193	09/27/2022
R2004958527		Arlington	TX		10/12/2022	4.300	315,359						354,336	09/29/2022
R2004958664		Deltona	FL		10/12/2022	4.200	312,902						351,575	09/30/2022
R2004958580		La Vergne	TN		10/12/2022	4.200	254,743						286,228	09/30/2022
R2004958453		New Port Richey	FL		10/12/2022	4.300	406,092						456,284	09/27/2022
R2004958409		Port Charlotte	FL		10/12/2022	4.300	276,356						310,513	09/27/2022

ANNUAL STATEMENT FOR THE YEAR 2022 OF THE AMERICAN EQUITY INVESTMENT LIFE INSURANCE COMPANY

SCHEDULE B - PART 1

Showing All Mortgage Loans OWNED December 31 of Current Year

1	2	Location		5	6	7	8	Change in Book Value/Recorded Investment					14	15
		3	4					9	10	11	12	13		
Loan Number	Code	City	State	Loan Type	Date Acquired	Rate of Interest	Book Value/Recorded Investment Excluding Accrued Interest	Unrealized Valuation Increase (Decrease)	Current Year's (Amortization)/ Accretion	Current Year's Other-Than-Temporary Impairment Recognized	Capitalized Deferred Interest and Other	Total Foreign Exchange Change in Book Value	Value of Land and Buildings	Date of Last Appraisal or Valuation
R2004958574		Avon	IN.		10/12/2022	4.200	266,822						299,800	09/30/2022
R2004958721		Orlando	FL.		11/09/2022	4.300	342,057						384,333	10/27/2022
R2004958589		Goodyear	AZ.		10/12/2022	4.200	487,433						547,677	09/30/2022
R2004958414		Mesa	AZ.		10/12/2022	4.300	416,421						467,889	09/27/2022
R2004958645		Glenn Heights	TX.		10/12/2022	4.200	348,973						392,104	09/30/2022
R2004958463		Deltona	FL.		10/12/2022	4.300	249,061						279,844	09/27/2022
R2004958513		Stockbridge	GA.		10/12/2022	4.300	184,668						207,492	09/27/2022
R2004958616		Justin	TX.		10/12/2022	4.200	378,236						424,984	09/30/2022
R2004958602		Surprise	AZ.		10/12/2022	4.200	487,772						548,059	09/30/2022
R2004958569		Ellenwood	GA.		10/12/2022	4.200	361,359						406,021	09/30/2022
R2004958607		Dundee	FL.		10/12/2022	4.200	394,688						443,470	09/30/2022
R2004958592		Goodyear	AZ.		10/26/2022	4.200	300,043						337,126	09/30/2022
R2004958421		Stockbridge	GA.		10/12/2022	4.300	233,623						262,498	09/27/2022
R2004958559		Florence	AZ.		10/12/2022	4.200	339,193						381,115	09/30/2022
R2004958669		Wesley Chapel	FL.		10/12/2022	4.200	454,491						510,664	09/30/2022
R2004958654		Mount Dora	FL.		10/12/2022	4.200	276,380						310,539	09/30/2022
R2004958499		Fort Worth	TX.		10/12/2022	4.300	391,850						440,280	09/27/2022
R2004958553		Yulee	FL.		10/12/2022	4.300	397,059						446,133	09/29/2022
R2004958430		Altamonte Springs	FL.		10/12/2022	4.300	347,938						390,942	09/27/2022
R2004958586		Goodyear	AZ.		10/12/2022	4.200	532,728						598,571	09/30/2022
R2004958502		Riverview	FL.		10/12/2022	4.300	456,913						513,385	09/27/2022
R2004958432		Springfield	TN.		10/12/2022	4.300	328,335						368,916	09/27/2022
R2004958427		McKinney	TX.		10/12/2022	4.300	535,529						601,718	09/27/2022
R2004958522		Converse	TX.		10/12/2022	4.300	312,194						350,779	09/29/2022
R2004958623		DeLand	FL.		10/12/2022	4.200	357,629						401,830	09/30/2022
R2004958537		Indianapolis	IN.		10/12/2022	4.300	266,932						299,923	09/29/2022
R2004958452		Mcdonough	GA.		10/12/2022	4.300	365,756						410,962	09/27/2022
R2004958712		Carmel	IN.		11/09/2022	4.300	429,950						483,090	10/27/2022
R2004958653		Apopka	FL.		10/12/2022	4.200	278,134						312,511	09/30/2022
R2004958416		Monroe	NC.		10/12/2022	4.300	334,767						376,143	09/27/2022
R2004958704		Missouri City	TX.		11/09/2022	4.300	335,046						376,456	10/27/2022
R2004958705		Ruskin	FL.		11/09/2022	4.300	346,786						389,648	10/27/2022
R2004958524		Humble	TX.		10/12/2022	4.300	216,360						243,101	09/29/2022
R2004958649		Orlando	FL.		10/12/2022	4.200	405,009						455,066	09/30/2022
R2004958723		Minneola	FL.		11/09/2022	4.300	388,316						436,311	10/27/2022
R2004958410		Port Charlotte	FL.		10/12/2022	4.300	244,606						274,838	09/27/2022
R2004958447		Winter Haven	FL.		10/12/2022	4.300	301,597						338,873	09/27/2022
R2004958599		Fort Worth	TX.		10/12/2022	4.200	336,093						377,633	09/30/2022
R2004958618		Garland	TX.		10/12/2022	4.200	325,041						365,214	09/30/2022
R2004958512		Lakeland	FL.		10/12/2022	4.300	382,492						429,766	09/27/2022
R2004958641		Orlando	FL.		10/12/2022	4.200	490,871						551,540	09/30/2022
R2004958610		Waxahachie	TX.		10/12/2022	4.200	399,829						449,246	09/30/2022
R2004958632		Fort Worth	TX.		10/12/2022	4.200	361,538						406,222	09/30/2022
R2004958539		Indianapolis	IN.		10/12/2022	4.300	265,734						298,577	09/29/2022
R2004958508		Riverview	FL.		10/12/2022	4.300	436,003						489,891	09/27/2022
R2004958611		Tampa	FL.		10/12/2022	4.200	297,191						333,923	09/30/2022
R2004958635		Arlington	TX.		10/12/2022	4.200	320,083						359,644	09/30/2022
R2004958608		Forney	TX.		10/12/2022	4.200	402,888						452,683	09/30/2022
R2004958630		Sanford	FL.		10/12/2022	4.200	444,789						499,762	09/30/2022
R2004958479		Raleigh	NC.		10/12/2022	4.300	327,576						368,063	09/27/2022
R2004958445		Mesa	AZ.		10/12/2022	4.300	656,228						737,335	09/27/2022
R2004958606		Arlington	TX.		10/12/2022	4.200	274,516						308,445	09/30/2022

ANNUAL STATEMENT FOR THE YEAR 2022 OF THE AMERICAN EQUITY INVESTMENT LIFE INSURANCE COMPANY

SCHEDULE B - PART 1

Showing All Mortgage Loans OWNED December 31 of Current Year

1	2	Location		5	6	7	8	Change in Book Value/Recorded Investment					14	15
		3	4					9	10	11	12	13		
Loan Number	Code	City	State	Loan Type	Date Acquired	Rate of Interest	Book Value/Recorded Investment Excluding Accrued Interest	Unrealized Valuation Increase (Decrease)	Current Year's (Amortization)/ Accretion	Current Year's Other-Than-Temporary Impairment Recognized	Capitalized Deferred Interest and Other	Total Foreign Exchange Change in Book Value	Value of Land and Buildings	Date of Last Appraisal or Valuation
R2004958666		Yulee	FL		10/12/2022	4.200	355,854						399,836	09/30/2022
R2004958575		Phoenix	AZ		10/12/2022	4.200	529,633						595,093	09/30/2022
R2004958525		Dallas	TX		10/12/2022	4.300	320,609						360,235	09/29/2022
R2004958564		Dallas	GA		10/12/2022	4.200	249,524						280,364	09/30/2022
R2004958658		Orange Park	FL		10/12/2022	4.200	294,805						331,241	09/30/2022
R2004958598		Halton City	TX		10/12/2022	4.200	433,038						486,560	09/30/2022
R2004958628		Glenn Heights	TX		10/12/2022	4.200	347,150						390,056	09/30/2022
R2004958629		Newark	TX		10/12/2022	4.200	367,264						412,656	09/30/2022
R2004958612		Deltona	FL		10/12/2022	4.200	283,867						318,952	09/30/2022
R2004958503		Antioch	TN		10/12/2022	4.300	266,423						299,352	09/27/2022
R2004958579		Murfreesboro	TN		10/12/2022	4.200	317,449						356,684	09/30/2022
A830024		Coeur D Alene	ID		12/15/2022	9.750	262,500						470,000	11/11/2022
A271416		Concord	NC		11/15/2022	9.500	63,056						310,000	10/13/2022
A920959		San Diego	CA		11/15/2022	9.250	1,080,000						2,000,000	09/26/2022
A630564		Kansas City	MO		12/15/2022	9.000	138,150						215,000	11/04/2022
A271480		High Point	NC		12/15/2022	8.500	300,000						745,001	11/18/2022
A303529		Riverdale	GA		12/15/2022	9.750	162,000						245,000	11/15/2022
A303535		Forest Park	GA		12/15/2022	8.500	55,675						105,000	11/10/2022
A460288		South Bend	IN		12/15/2022	9.500	339,750						455,000	11/10/2022
A321494		Satellite Beach	FL		12/15/2022	9.500	181,250						275,000	11/02/2022
A920866		Oxnard	CA		09/15/2022	10.250	570,000						760,000	08/30/2022
A303514		Covington	GA		12/15/2022	8.500	92,650						152,000	11/21/2022
A321471		Fort Myers	FL		10/14/2022	8.500	112,500						240,000	09/13/2022
A600519		South Elgin	IL		09/15/2022	11.250	412,120						650,000	08/12/2022
A370368		Memphis	TN		10/14/2022	9.000	105,000						150,000	09/13/2022
A271490		Durham	NC		12/15/2022	8.500	261,000						500,000	11/21/2022
A303550		Covington	GA		12/15/2022	8.500	103,020						185,000	11/29/2022
A630566		Saint Louis	MO		12/15/2022	9.750	75,000						100,000	11/18/2022
A600513		Lemont	IL		09/15/2022	8.250	330,000						440,000	07/18/2022
A630553		Saint Louis	MO		10/14/2022	10.250	229,425						475,000	09/26/2022
A850485		Golden Valley	AZ		12/15/2022	9.000	70,200						125,000	11/09/2022
A303513		East Point	GA		12/15/2022	10.000	231,900						360,000	11/07/2022
A921103		Menifee	CA		12/15/2022	8.500	204,300						385,001	10/28/2022
A170845		Woodlyne Borough	NJ		12/15/2022	9.000	63,028						290,000	10/26/2022
A920834		Menlo Park	CA		11/15/2022	8.500	1,168,750						1,500,000	08/29/2022
A920945		Westminster	CA		10/14/2022	9.125	859,000						1,400,000	09/21/2022
A303539		Decatur	GA		12/15/2022	8.500	164,050						250,000	11/17/2022
A920643		Garden Grove	CA		09/15/2022	9.125	837,500						1,250,000	07/14/2022
A150278		Philadelphia	PA		11/15/2022	9.750	225,000						700,000	10/10/2022
A321511		Davenport	FL		12/15/2022	9.750	461,500						710,000	11/09/2022
A920664		Rosamond	CA		09/15/2022	8.875	320,770						430,000	07/13/2022
A920890		San Diego	CA		10/14/2022	9.500	985,500						1,405,000	08/27/2022
A921086		Alpine	CA		12/15/2022	8.500	540,700						750,000	10/27/2022
A210391		Richmond	VA		11/15/2022	8.750	393,750						525,000	10/20/2022
A271475		Greensboro	NC		12/15/2022	8.500	153,000						255,000	11/07/2022
A919519		Palm Springs	CA		09/15/2022	10.125	261,000						3,750,000	06/16/2022
A920684		Napa	CA		09/15/2022	9.250	746,475						1,275,000	08/10/2022
A303503		Lithonia	GA		11/15/2022	8.500	67,915						120,000	10/19/2022
A920830		Vallejo	CA		09/15/2022	9.000	401,000						575,000	08/23/2022
A271408		Durham	NC		11/15/2022	9.750	458,000						655,000	09/26/2022
A303420		Decatur	GA		09/15/2022	8.500	151,300						300,000	08/15/2022
A460282		Auburn	IN		10/14/2022	9.000	92,700						155,000	09/07/2022

ANNUAL STATEMENT FOR THE YEAR 2022 OF THE AMERICAN EQUITY INVESTMENT LIFE INSURANCE COMPANY

SCHEDULE B - PART 1

Showing All Mortgage Loans OWNED December 31 of Current Year

1	2	Location		5	6	7	8	Change in Book Value/Recorded Investment					14	15
		3	4					9	10	11	12	13		
Loan Number	Code	City	State	Loan Type	Date Acquired	Rate of Interest	Book Value/Recorded Investment Excluding Accrued Interest	Unrealized Valuation Increase (Decrease)	Current Year's (Amortization)/ Accretion	Current Year's Other-Than-Temporary Impairment Recognized	Capitalized Deferred Interest and Other	Total Foreign Exchange Change in Book Value	Value of Land and Buildings	Date of Last Appraisal or Valuation
A321473		Vero Beach	FL		11/15/2022	9.875	131,250						175,000	09/22/2022
A271316		Winston-Salem	NC		09/15/2022	9.125	87,500						125,000	07/26/2022
A271345		Burlington	NC		09/15/2022	9.000	131,250						175,000	08/01/2022
A271472		Raeford	NC		12/15/2022	8.500	222,396						300,000	11/18/2022
A303487		Marietta	GA		11/15/2022	8.500	219,300						320,000	10/10/2022
A321463		Jacksonville	FL		10/14/2022	8.750	122,400						165,000	09/13/2022
A321414		Pinecrest	FL		10/14/2022	10.000	2,240,027						8,000,000	09/02/2022
A303541		Decatur	GA		12/15/2022	8.500	161,500						310,000	11/21/2022
A920762		Palmdale	CA		09/15/2022	8.875	306,000						450,000	08/10/2022
A980186		Seattle	WA		12/15/2022	10.000	1						2,700,000	11/22/2022
A430703		Cincinnati	OH		11/15/2022	8.250	318,750						425,000	07/12/2022
A303440		Stone Mountain	GA		09/15/2022	8.500	135,150						200,000	08/31/2022
A303532		Woodstock	GA		12/15/2022	9.750	171,900						365,000	11/21/2022
A303371		Savannah	GA		09/15/2022	9.375	136,500						235,000	08/05/2022
A751089		Waco	TX		12/15/2022	9.000	116,877						160,000	10/21/2022
A980273		Lynnwood	WA		12/15/2022	8.625	424,350						600,000	10/31/2022
A321449		Miramar Beach	FL		09/15/2022	9.750	1,300,000						2,000,000	08/26/2022
A920907		Roseville	CA		10/14/2022	9.000	397,500						530,000	09/07/2022
A881270		Las Vegas	NV		12/15/2022	9.500	238,500						340,000	11/04/2022
A920698		Spring Valley	CA		09/15/2022	8.500	450,000						740,000	07/18/2022
A600507		Wilmette	IL		09/15/2022	8.250	521,250						695,000	07/19/2022
A271429		Conover	NC		12/15/2022	9.500	84						825,000	11/07/2022
A881273		Pahrump	NV		12/15/2022	9.000	209,880						350,000	11/16/2022
A920804		Dana Point	CA		09/15/2022	8.500	1,092,500						1,550,000	08/16/2022
A881276		Las Vegas	NV		12/15/2022	9.000	135,900						215,000	11/17/2022
A920998		Orange	CA		12/15/2022	9.000	1,105,958						1,900,000	10/14/2022
A920806		Carlsbad	CA		09/15/2022	8.750	1,050,000						1,400,000	08/13/2022
A920953		Twentynine Palms	CA		10/14/2022	8.500	155,600						300,000	09/29/2022
A600516		Park Forest	IL		09/15/2022	8.250	146,250						195,000	07/25/2022
A600511		Clarendon Hills	IL		09/15/2022	8.250	330,000						440,000	07/18/2022
A350259		Montgomery	AL		12/15/2022	9.000	104,472						152,000	11/10/2022
A271443		Winston-Salem	NC		12/15/2022	9.000	125,784						170,000	10/18/2022
A370392		Memphis	TN		11/15/2022	9.000	84,528						125,000	10/31/2022
A290149		Belton	SC		09/15/2022	8.500	123,750						220,000	08/25/2022
A271466		Winston-Salem	NC		12/15/2022	9.000	108,750						145,000	10/31/2022
A630557		Saint Louis	MO		11/15/2022	9.750	288,000						385,000	11/03/2022
A600504		Des Plaines	IL		09/15/2022	8.250	322,500						430,000	07/22/2022
A730170		Oklahoma City	OK		11/15/2022	9.000	87,300						150,000	10/07/2022
A303418		Woodstock	GA		09/15/2022	8.500	141,100						235,000	08/11/2022
A270938		Hickory	NC		09/15/2022	8.500	88,861						435,000	04/06/2022
A920832		Azusa	CA		10/14/2022	9.000	495,000						750,000	08/20/2022
A920918		Oakland	CA		10/14/2022	10.000	330,000						650,000	09/23/2022
A630572		Lee'S Summit	MO		12/15/2022	9.500	567,000						825,000	11/16/2022
A730124		Oklahoma City	OK		09/15/2022	9.000	207,900						285,000	08/23/2022
A350252		Montgomery	AL		09/15/2022	9.000	129,809						177,000	07/25/2022
A271467		Thomasville	NC		12/15/2022	9.000	116,300						200,000	10/28/2022
A303380		Savannah	GA		09/15/2022	9.375	97,980						230,000	08/01/2022
A920865		Grass Valley	CA		10/14/2022	9.750	323,910						560,000	08/25/2022
A660123		Shawnee	KS		12/15/2022	9.000	288,750						385,000	11/03/2022
A271449		Beulaville	NC		12/15/2022	8.750	157,500						210,000	11/01/2022
A303546		Carrollton	GA		12/15/2022	8.500	112,767						175,000	11/29/2022
A321513		Jacksonville	FL		12/15/2022	8.750	103,500						185,000	11/04/2022

ANNUAL STATEMENT FOR THE YEAR 2022 OF THE AMERICAN EQUITY INVESTMENT LIFE INSURANCE COMPANY

SCHEDULE B - PART 1

Showing All Mortgage Loans OWNED December 31 of Current Year

1	2	Location		5	6	7	8	Change in Book Value/Recorded Investment					14	15
		3	4					9	10	11	12	13		
Loan Number	Code	City	State	Loan Type	Date Acquired	Rate of Interest	Book Value/Recorded Investment Excluding Accrued Interest	Unrealized Valuation Increase (Decrease)	Current Year's (Amortization)/ Accretion	Current Year's Other-Than-Temporary Impairment Recognized	Capitalized Deferred Interest and Other	Total Foreign Exchange Change in Book Value	Value of Land and Buildings	Date of Last Appraisal or Valuation
A271313		Winston-Salem	NC		09/15/2022	9.000	92,750						132,500	07/28/2022
A630560		Lee'S Summit	MO		12/15/2022	9.500	202,500						290,000	11/04/2022
A751078		Beaumont	TX		10/14/2022	8.250	108,750						145,000	09/22/2022
A920275		Los Angeles	CA		09/15/2022	9.625	411,118						800,000	07/15/2022
A630562		Florissant	MO		12/15/2022	9.750	211,500						290,000	10/28/2022
A920577		Los Angeles	CA		09/15/2022	9.750	1,472,070						2,500,000	07/04/2022
A920594		Sacramento	CA		09/15/2022	9.750	382,500						550,000	07/11/2022
A920950		Fountain Valley	CA		11/15/2022	9.125	935,000						1,600,000	09/20/2022
A321503		Melbourne	FL		11/15/2022	9.750	292,500						425,000	10/21/2022
A920874		Three Rivers	CA		10/14/2022	8.625	864,000						1,700,000	10/03/2022
A370398		Knoxville	TN		12/15/2022	8.500	157,500						330,000	11/15/2022
A920696		Spring Valley	CA		09/15/2022	8.500	395,000						850,000	07/27/2022
A751091		New Caney	TX		12/15/2022	9.500	227,500						325,001	11/07/2022
A800146		Denver	CO		12/15/2022	10.250	805,037						3,000,000	11/15/2022
A370396		Memphis	TN		12/15/2022	9.000	93,750						125,000	11/03/2022
A370393		Knoxville	TN		12/15/2022	8.500	105,800						230,000	11/10/2022
A920749		Sacramento	CA		09/15/2022	9.000	296,250						395,000	08/03/2022
A271506		Garner	NC		12/15/2022	8.500	164,250						285,000	11/23/2022
A321526		West Melbourne	FL		12/15/2022	9.500	180,000						280,000	11/09/2022
A730118		Tulsa	OK		10/14/2022	9.000	70,000						100,000	09/07/2022
A303476		Smyrna	GA		11/15/2022	8.500	143,650						215,000	10/03/2022
A921121		San Diego	CA		12/15/2022	8.500	576,000						975,000	10/26/2022
A271430		High Point	NC		11/15/2022	9.000	105,237						155,000	10/07/2022
A303471		Griffin	GA		11/15/2022	8.500	113,900						250,000	09/27/2022
A920777		San Diego	CA		09/15/2022	8.500	852,000						1,300,000	08/09/2022
A321480		Fort Myers	FL		11/15/2022	9.750	191,250						320,000	09/14/2022
A370391		Memphis	TN		11/15/2022	9.000	95,921						135,000	10/21/2022
A920718		Beverly Hills	CA		09/15/2022	8.750	7,223,132						15,000,000	08/09/2022
A271358		Burlington	NC		10/14/2022	9.000	114,116						152,501	09/15/2022
A920991		San Francisco	CA		11/15/2022	9.000	2,042,500						4,000,000	10/06/2022
A660119		Shawnee	KS		09/15/2022	9.000	239,670						320,000	08/16/2022
A460290		Fort Wayne	IN		12/15/2022	9.500	94,500						150,000	11/14/2022
A730141		Oklahoma City	OK		10/14/2022	9.000	63,000						100,000	08/31/2022
A370397		Hixson	TN		12/15/2022	8.500	35,300						180,000	11/16/2022
A920829		El Dorado Hills	CA		09/15/2022	9.000	506,262						765,000	08/22/2022
A920704		Banning	CA		09/15/2022	8.500	213,500						360,000	07/25/2022
A920793		Temecula	CA		09/15/2022	8.500	265,500						450,000	08/21/2022
A730149		Midwest City	OK		11/15/2022	9.000	88,200						180,000	10/06/2022
A800147		Denver	CO		12/15/2022	9.500	575,100						1,000,000	11/18/2022
A920887		Vista	CA		09/15/2022	8.625	463,795						780,000	09/01/2022
A920892		Novato	CA		10/14/2022	9.000	769,500						1,450,000	09/09/2022
A921036		Los Angeles	CA		12/15/2022	8.750	772,000						1,050,000	10/25/2022
A600523		Chicago	IL		11/15/2022	10.250	299,061						1,650,000	10/03/2022
A920939		Riverside	CA		11/15/2022	9.500	365,400						515,000	09/15/2022
A271393		Conover	NC		10/14/2022	9.500	5,644						300,000	09/30/2022
A921037		San Diego	CA		12/15/2022	8.750	831,070						1,225,000	10/05/2022
A303530		Clarkston	GA		12/15/2022	9.750	95,400						175,000	11/18/2022
A271337		Charlotte	NC		09/15/2022	8.500	205,200						280,000	07/31/2022
A210373		Richmond	VA		10/14/2022	8.750	165,000						220,000	08/19/2022
A751092		Killeen	TX		12/15/2022	9.000	102,885						140,000	11/02/2022
A800145		Denver	CO		12/15/2022	9.500	1,192,500						1,600,000	10/29/2022
A730121		Oklahoma City	OK		09/15/2022	9.000	96,300						140,000	08/23/2022

ANNUAL STATEMENT FOR THE YEAR 2022 OF THE AMERICAN EQUITY INVESTMENT LIFE INSURANCE COMPANY

SCHEDULE B - PART 1

Showing All Mortgage Loans OWNED December 31 of Current Year

1	2	Location		5	6	7	8	Change in Book Value/Recorded Investment					14	15
		3	4					9	10	11	12	13		
Loan Number	Code	City	State	Loan Type	Date Acquired	Rate of Interest	Book Value/Recorded Investment Excluding Accrued Interest	Unrealized Valuation Increase (Decrease)	Current Year's (Amortization)/ Accretion	Current Year's Other-Than-Temporary Impairment Recognized	Capitalized Deferred Interest and Other	Total Foreign Exchange Change in Book Value	Value of Land and Buildings	Date of Last Appraisal or Valuation
A881245		North Las Vegas	NV		09/15/2022	8.750	353,260						500,000	08/24/2022
A920828		Sacramento	CA		09/15/2022	9.000	309,510						425,000	08/19/2022
A321469		Fort Myers	FL		10/14/2022	8.500	94,500						185,000	09/13/2022
A730133		Oklahoma City	OK		10/14/2022	9.000	95,715						135,000	08/30/2022
A921106		Los Angeles	CA		12/15/2022	8.500	878,500						1,650,000	10/26/2022
A921167		Sacramento	CA		12/15/2022	8.500	258,300						460,000	11/23/2022
A919689		Los Angeles	CA		11/15/2022	9.500	557,257						1,100,000	09/13/2022
A271474		Greensboro	NC		12/15/2022	8.500	187,500						255,000	11/07/2022
A240012		Martinsburg	WV		12/15/2022	9.000	108,000						180,000	11/28/2022
A321525		Lehigh Acres	FL		12/15/2022	9.000	216,000						365,000	11/18/2022
A920841		Los Angeles	CA		09/15/2022	8.625	472,235						800,000	08/25/2022
A303497		Woodstock	GA		12/15/2022	8.500	272,544						390,000	10/12/2022
A920840		Sacramento	CA		09/15/2022	8.625	300,000						400,000	08/24/2022
A921162		Sacramento	CA		12/15/2022	9.000	405,000						540,000	11/21/2022
A921149		West Sacramento	CA		12/15/2022	8.500	207,500						400,000	11/15/2022
A920728		Oceanside	CA		09/15/2022	8.500	406,200						665,000	07/31/2022
A850482		Kingman	AZ		11/15/2022	9.000	61,650						90,000	10/25/2022
A271497		Smithfield	NC		12/15/2022	8.500	117,900						230,000	11/23/2022
A920843		Danville	CA		09/15/2022	8.500	1,311,500						1,800,000	08/24/2022
A303407		Savannah	GA		09/15/2022	9.375	137,883						295,000	08/03/2022
A921122		Menlo Park	CA		12/15/2022	8.500	1,968,800						3,050,000	11/21/2022
A290155		Columbia	SC		12/15/2022	9.000	133,066						199,900	11/28/2022
A303396		Savannah	GA		09/15/2022	9.375	99,444						230,000	08/01/2022
A751082		Dallas	TX		10/14/2022	10.750	436,500						610,000	09/21/2022
A630555		Springfield	MO		10/14/2022	9.625	67,500						90,000	09/29/2022
A980272		Puyallup	WA		12/15/2022	8.625	432,200						625,000	10/28/2022
A290152		Columbia	SC		12/15/2022	9.000	111,429						168,001	10/17/2022
A271489		Jacksonville	NC		12/15/2022	8.750	225,000						300,000	11/15/2022
A303429		Columbus	GA		09/15/2022	8.500	131,250						175,000	08/24/2022
A600502		Homewood	IL		09/15/2022	8.250	247,500						330,000	07/18/2022
A321452		Parrish	FL		09/15/2022	9.000	354,600						500,000	08/29/2022
A303528		Atlanta	GA		12/15/2022	8.500	94,350						150,000	11/28/2022
A881267		North Las Vegas	NV		12/15/2022	9.500	234,900						375,000	10/21/2022
A921160		Roseville	CA		12/15/2022	8.500	334,800						625,000	11/17/2022
A210372		Virginia Beach	VA		09/15/2022	9.375	153,000						250,000	08/12/2022
A290157		Spartanburg	SC		12/15/2022	8.500	75,350						190,000	11/22/2022
A921126		Mountain View	CA		12/15/2022	8.500	7,500,000						14,575,000	11/08/2022
A271502		Raleigh	NC		12/15/2022	8.500	146,700						285,000	11/21/2022
A921002		Los Angeles	CA		12/15/2022	9.500	418,225						3,900,000	10/14/2022
A800122		Estes Park	CO		09/15/2022	8.750	478,000						825,000	08/12/2022
A210388		Henrico	VA		12/15/2022	10.750	217,000						310,000	10/21/2022
A630546		Springfield	MO		09/15/2022	9.625	104,400						155,000	08/23/2022
A921074		Inglewood	CA		12/15/2022	9.500	598,500						850,000	10/19/2022
A919649		Fresno	CA		11/15/2022	8.500	127,500						255,000	03/03/2022
A303452		Dalton	GA		10/14/2022	11.250	108,750						150,000	10/02/2022
A630567		Saint Louis	MO		12/15/2022	9.750	95,910						130,000	11/18/2022
A271437		Fayetteville	NC		12/15/2022	8.500	183,750						245,000	10/10/2022
A290145		Columbia	SC		09/15/2022	9.000	96,922						155,000	08/19/2022
A303478		Atlanta	GA		12/15/2022	9.500	224,470						300,000	11/21/2022
A271375		Winston-Salem	NC		10/14/2022	9.000	112,700						161,000	09/07/2022
A730156		Oklahoma City	OK		11/15/2022	9.000	87,300						155,000	10/07/2022
A980261		Seattle	WA		09/15/2022	8.500	566,018						2,800,000	08/08/2022

ANNUAL STATEMENT FOR THE YEAR 2022 OF THE AMERICAN EQUITY INVESTMENT LIFE INSURANCE COMPANY

SCHEDULE B - PART 1

Showing All Mortgage Loans OWNED December 31 of Current Year

1	2	Location		5	6	7	8	Change in Book Value/Recorded Investment					14	15
		3	4					9	10	11	12	13		
Loan Number	Code	City	State	Loan Type	Date Acquired	Rate of Interest	Book Value/Recorded Investment Excluding Accrued Interest	Unrealized Valuation Increase (Decrease)	Current Year's (Amortization)/ Accretion	Current Year's Other-Than-Temporary Impairment Recognized	Capitalized Deferred Interest and Other	Total Foreign Exchange Change in Book Value	Value of Land and Buildings	Date of Last Appraisal or Valuation
A321416		Titusville	FL		12/15/2022	9.750	229,500						375,000	07/11/2022
A271378		Richlands	NC		10/14/2022	8.750	171,000						230,000	09/10/2022
A920936		San Rafael	CA		10/14/2022	9.000	1,300,000						2,100,000	09/20/2022
A210385		Richmond	VA		11/15/2022	8.750	153,000						290,000	09/15/2022
A800143		Denver	CO		11/15/2022	10.000	810,000						1,375,000	10/14/2022
A920921		Escondido	CA		10/14/2022	8.750	497,993						700,000	09/08/2022
A980266		Seattle	WA		10/14/2022	8.625	699,000						1,400,000	09/08/2022
A271491		Charlotte	NC		12/15/2022	8.500	226,800						315,000	11/14/2022
A920178		South Pasadena	CA		09/15/2022	9.000	1,702,417						2,650,000	05/15/2022
A921120		Sacramento	CA		12/15/2022	8.500	358,200						630,000	11/02/2022
A830023		Coeur d'Alene	ID		12/15/2022	9.750	298,500						505,000	11/10/2022
A921089		San Diego	CA		12/15/2022	8.750	544,367						840,000	10/27/2022
A271438		Hope Mills	NC		12/15/2022	8.500	105,733						160,000	10/26/2022
A921035		San Clemente	CA		11/15/2022	8.500	1,359,000						1,850,000	10/05/2022
A920809		Oceanside	CA		09/15/2022	8.750	870,433						1,200,000	08/14/2022
A630549		Kansas City	MO		10/14/2022	9.000	87,930						135,000	09/01/2022
A920882		Sacramento	CA		09/15/2022	9.000	687,418						1,000,000	08/31/2022
A303548		Conley	GA		12/15/2022	8.500	97,750						160,000	11/30/2022
A920886		Los Angeles	CA		10/14/2022	8.500	1,137,750						1,600,000	09/01/2022
A170842		Ewing	NJ		12/15/2022	10.000	183,075						320,000	11/02/2022
A271427		Concord	NC		12/15/2022	9.500	10,578						289,000	10/28/2022
A920668		Los Angeles	CA		09/15/2022	9.250	500,000						690,000	08/01/2022
A303518		Dallas	GA		12/15/2022	8.500	204,850						290,000	11/08/2022
A210394		Richmond	VA		12/15/2022	9.250	210,474						825,000	10/26/2022
A271439		Salisbury	NC		12/15/2022	9.500	1						415,000	12/01/2022
A881229		Pahrump	NV		09/15/2022	10.250	155,250						350,000	08/10/2022
A920856		South San Francisco	CA		10/14/2022	9.000	980,200						1,800,000	08/31/2022
A920922		Los Angeles	CA		10/14/2022	8.625	577,550						900,000	09/07/2022
A921114		La Mesa	CA		12/15/2022	8.500	712,500						950,000	11/07/2022
A303431		Lagrange	GA		09/15/2022	8.500	66,300						115,000	08/24/2022
A920791		Fullerton	CA		09/15/2022	8.500	250,000						825,000	08/11/2022
A881235		Elko	NV		09/15/2022	10.750	159,000						245,000	08/12/2022
A881250		Las Vegas	NV		10/14/2022	8.750	258,750						345,000	09/07/2022
A480452		Adrian	MI		12/15/2022	9.750	53,000						195,000	10/28/2022
A920758		Lancaster	CA		09/15/2022	8.875	226,800						410,000	08/10/2022
A321506		Orlando	FL		12/15/2022	9.500	258,300						400,000	10/20/2022
A170847		Pennsville	NJ		12/15/2022	9.000	50,083						230,000	11/07/2022
A321464		Hastings	FL		11/15/2022	10.250	104,261						300,000	09/19/2022
A200147		Damascus	MD		12/15/2022	9.000	105,300						180,000	11/23/2022
A881269		Henderson	NV		11/15/2022	8.750	380,862						550,000	11/04/2022
A920794		Los Angeles	CA		09/15/2022	9.750	2,737,500						3,650,000	08/19/2022
A630543		Kansas City	MO		09/15/2022	9.500	193,500						320,000	08/10/2022
A303506		LaFayette	GA		12/15/2022	8.500	120,000						160,000	11/02/2022
A350253		Montgomery	AL		09/15/2022	9.000	131,250						175,000	07/25/2022
A321443		Bradenton	FL		09/15/2022	9.000	280,350						375,000	07/28/2022
A271462		Granite Falls	NC		12/15/2022	9.500	18,089						285,000	10/31/2022
A920850		Santee	CA		09/15/2022	9.500	548,100						825,000	08/25/2022
A921174		Carlsbad	CA		12/15/2022	8.500	898,000						1,350,000	11/19/2022
A321515		San Antonio	FL		12/15/2022	8.500	304,500						410,000	11/23/2022
A920779		Pomona	CA		09/15/2022	9.000	468,000						650,000	08/20/2022
A600512		Olympia Fields	IL		09/15/2022	8.250	318,750						425,000	07/25/2022
A321522		Valrico	FL		12/15/2022	10.000	337,500						450,000	11/04/2022

ANNUAL STATEMENT FOR THE YEAR 2022 OF THE AMERICAN EQUITY INVESTMENT LIFE INSURANCE COMPANY

SCHEDULE B - PART 1

Showing All Mortgage Loans OWNED December 31 of Current Year

1	2	Location		5	6	7	8	Change in Book Value/Recorded Investment					14	15
		3	4					9	10	11	12	13		
Loan Number	Code	City	State	Loan Type	Date Acquired	Rate of Interest	Book Value/Recorded Investment Excluding Accrued Interest	Unrealized Valuation Increase (Decrease)	Current Year's (Amortization)/ Accretion	Current Year's Other-Than-Temporary Impairment Recognized	Capitalized Deferred Interest and Other	Total Foreign Exchange Change in Book Value	Value of Land and Buildings	Date of Last Appraisal or Valuation
A271431		Charlotte	NC		11/15/2022	9.250	108,000						160,000	10/12/2022
A751094		Killeen	TX		12/15/2022	8.750	148,500						230,000	11/23/2022
A920969		Sacramento	CA		10/14/2022	9.000	663,709						1,100,000	09/26/2022
A881228		Pahrump	NV		09/15/2022	10.250	215,100						310,000	08/25/2022
A480446		Detroit	MI		09/15/2022	8.750	192,500						275,000	08/12/2022
A303419		Tucker	GA		09/15/2022	8.500	195,500						315,000	08/11/2022
A321504		Port Richey	FL		11/15/2022	9.250	205,300						295,000	10/25/2022
A321462		Jacksonville	FL		10/14/2022	8.750	99,000						140,000	09/21/2022
A271470		Kings Mountain	NC		12/15/2022	9.250	135,000						215,000	11/03/2022
A921001		San Bernardino	CA		11/15/2022	9.000	160,773						420,000	09/30/2022
A303432		Jonesboro	GA		09/15/2022	8.500	96,050						160,000	08/18/2022
A321507		Jacksonville	FL		12/15/2022	8.750	75,150						145,000	11/04/2022
A921061		San Diego	CA		11/15/2022	9.500	346,500						550,000	10/11/2022
A881255		Las Vegas	NV		12/15/2022	8.750	506,250						675,000	11/04/2022
A730175		Midwest City	OK		12/15/2022	9.000	101,250						135,000	10/27/2022
A271342		High Point	NC		10/14/2022	9.000	86,274						117,500	08/10/2022
A303378		Savannah	GA		09/15/2022	9.375	150,000						235,000	08/04/2022
A730122		Oklahoma City	OK		09/15/2022	9.000	90,000						135,000	08/30/2022
A920940		Palmdale	CA		11/15/2022	8.875	382,500						510,000	09/12/2022
A881272		Henderson	NV		12/15/2022	9.750	876,350						1,550,000	11/09/2022
A920857		Los Angeles	CA		09/15/2022	8.625	334,276						595,000	08/26/2022
A321520		Ocala	FL		12/15/2022	9.750	144,000						245,000	11/29/2022
A303472		Gainesville	GA		11/15/2022	8.500	151,300						235,000	09/21/2022
A303423		Decatur	GA		09/15/2022	8.500	104,550						165,000	08/18/2022
A980243		Seattle	WA		09/15/2022	8.500	620,697						2,400,000	08/24/2022
A460283		Fort Wayne	IN		10/14/2022	9.500	112,500						155,000	09/08/2022
A730160		Bethany	OK		11/15/2022	9.000	92,250						155,000	10/06/2022
A920816		Sacramento	CA		09/15/2022	8.500	387,400						640,000	08/22/2022
A210379		Orange	VA		09/15/2022	9.750	292,800						420,000	08/10/2022
A210387		Richmond	VA		10/14/2022	8.750	242,875						520,000	10/05/2022
A800084		Denver	CO		09/15/2022	8.500	523,203						1,950,000	07/22/2022
A303520		Riverdale	GA		12/15/2022	8.500	112,200						180,000	11/07/2022
A303524		Mableton	GA		12/15/2022	8.500	122,400						180,000	11/28/2022
A150286		Sewickley	PA		12/15/2022	9.000	450,000						600,000	11/15/2022
A730169		Tulsa	OK		12/15/2022	9.000	113,250						151,000	10/10/2022
A271281		Hickory	NC		09/15/2022	9.500	170,473						450,000	08/01/2022
A920973		Thousand Oaks	CA		10/14/2022	9.250	679,500						1,150,000	09/24/2022
A920849		Lancaster	CA		10/14/2022	10.250	248,220						415,000	08/19/2022
A850420		Phoenix	AZ		12/15/2022	9.750	200,969						8,275,000	10/31/2022
A271277		Charlotte	NC		11/15/2022	9.500	127,033						300,000	07/11/2022
A921090		Huntington Beach	CA		12/15/2022	9.500	599,200						2,550,000	11/07/2022
A919929		Los Angeles	CA		11/15/2022	8.500	1,343,151						3,300,000	08/30/2022
A303547		Ellenwood	GA		12/15/2022	8.500	156,114						225,000	12/02/2022
A271494		Raleigh	NC		12/15/2022	8.500	324,000						540,000	11/23/2022
A920802		Palmdale	CA		09/15/2022	8.875	387,000						550,000	08/24/2022
A921110		Orange	CA		12/15/2022	9.000	340,800						605,000	10/21/2022
A921166		Lakeside	CA		12/15/2022	8.500	450,000						800,000	11/28/2022
A271360		Cameron	NC		09/15/2022	8.500	213,750						300,000	08/26/2022
A980275		Seattle	WA		12/15/2022	9.750	230,000						2,700,000	11/22/2022
A921047		Hidden Hills	CA		12/15/2022	8.750	1,193,534						13,500,000	10/17/2022
A271445		Jacksonville	NC		12/15/2022	8.750	172,800						245,000	10/31/2022
A730159		Yukon	OK		11/15/2022	9.000	117,000						190,000	10/11/2022

E04.136

E04.136

E04.136

E04.136

ANNUAL STATEMENT FOR THE YEAR 2022 OF THE AMERICAN EQUITY INVESTMENT LIFE INSURANCE COMPANY

SCHEDULE B - PART 1

Showing All Mortgage Loans OWNED December 31 of Current Year

1	2	Location		5	6	7	8	Change in Book Value/Recorded Investment					14	15
		3	4					9	10	11	12	13		
Loan Number	Code	City	State	Loan Type	Date Acquired	Rate of Interest	Book Value/Recorded Investment Excluding Accrued Interest	Unrealized Valuation Increase (Decrease)	Current Year's (Amortization)/ Accretion	Current Year's Other-Than-Temporary Impairment Recognized	Capitalized Deferred Interest and Other	Total Foreign Exchange Change in Book Value	Value of Land and Buildings	Date of Last Appraisal or Valuation
A303399		Savannah	GA		09/15/2022	9.375	110,870						285,000	08/05/2022
A921059		Riverside	CA		11/15/2022	9.987	742,500						1,230,000	10/31/2022
A751079		Dallas	TX		12/15/2022	10.000	1,260,000						1,800,000	10/26/2022
A881240		Las Vegas	NV		09/15/2022	8.750	263,700						360,000	08/10/2022
A303544		Sugar Hill	GA		12/15/2022	9.750	198,000						315,000	11/18/2022
A920885		Sunnyvale	CA		12/15/2022	10.000	1,137,016						2,100,000	09/15/2022
A321528		Saint Petersburg	FL		12/15/2022	8.750	157,500						290,000	11/14/2022
A321524		New Port Richey	FL		12/15/2022	9.000	95,200						260,000	11/16/2022
A303426		Atlanta	GA		09/15/2022	8.500	191,250						255,000	08/19/2022
A920807		Palmdale	CA		09/15/2022	10.250	270,000						440,000	08/23/2022
A660120		Kansas City	KS		10/14/2022	9.500	209,250						330,000	08/30/2022
A730172		Midwest City	OK		11/15/2022	9.000	92,385						165,000	10/06/2022
A920877		Lakewood	CA		09/15/2022	8.625	512,450						800,000	08/31/2022
A920981		Los Angeles	CA		11/15/2022	8.500	937,500						1,250,000	09/26/2022
A751088		Waco	TX		12/15/2022	9.000	150,000						200,000	10/28/2022
A881271		Henderson	NV		12/15/2022	8.750	330,000						440,000	10/31/2022
A200146		Frederick	MD		12/15/2022	9.000	90,000						120,000	11/21/2022
A210377		Hayes	VA		09/15/2022	9.250	389,000						575,000	08/26/2022
A290139		Columbia	SC		09/15/2022	9.125	100,500						134,000	07/25/2022
A321499		Miramar Beach	FL		12/15/2022	9.750	1,235,000						1,900,000	10/12/2022
A920768		Santa Monica	CA		09/15/2022	9.500	2,887,400						3,850,000	08/12/2022
A370365		Memphis	TN		09/15/2022	9.000	77,700						111,000	08/22/2022
A270530		Charlotte	NC		09/15/2022	8.500	374,158						500,000	07/31/2022
A303384		Savannah	GA		09/15/2022	9.375	183,750						280,000	08/02/2022
A921041		San Diego	CA		11/15/2022	8.750	674,220						1,000,000	10/04/2022
A850465		Lake Havasu City	AZ		09/15/2022	9.500	305,792						600,000	08/26/2022
A321516		Saint Augustine	FL		12/15/2022	9.750	481,000						740,000	11/14/2022
A271465		Winston-Salem	NC		12/15/2022	9.000	94,044						145,000	11/01/2022
A921178		Burbank	CA		12/15/2022	9.500	724,500						1,125,000	11/30/2022
A920298		Los Angeles	CA		10/14/2022	8.500	1,788,435						7,500,000	09/21/2022
A240010		Martinsburg	WV		12/15/2022	9.000	136,080						210,000	11/30/2022
A303385		Savannah	GA		09/15/2022	9.375	150,000						225,000	08/04/2022
A271365		Charlotte	NC		09/15/2022	8.500	153,581						275,000	08/19/2022
A271414		Greensboro	NC		11/15/2022	8.500	282,950						430,000	10/17/2022
A303525		McDonough	GA		12/15/2022	8.500	52,105						100,000	11/03/2022
A921101		Los Angeles	CA		12/15/2022	9.500	1,305,000						2,500,000	10/24/2022
A830022		Post Falls	ID		12/15/2022	9.750	322,000						430,000	11/16/2022
A730106		Midwest City	OK		09/15/2022	9.000	127,500						170,000	07/26/2022
A730110		Tulsa	OK		09/15/2022	9.125	91,000						130,000	08/09/2022
P2009024118		Doswell	VA		06/15/2022	6.625	323,841		(145)				430,000	04/12/2022
P5220620431		Aliso Viejo	CA		08/24/2022	8.990	1,083,859		(308)				1,300,000	06/22/2022
P2009024058		Manalapan	NJ		06/15/2022	6.500	513,835		(207)				631,000	03/21/2022
P5220519249		Iron Station	NC		08/10/2022	7.500	229,545		(83)				275,000	06/07/2022
P5220417920		Pepper Pike	OH		06/29/2022	8.000	593,339		(363)				700,000	04/27/2022
P4220317369		Phoenix	AZ		06/02/2022	6.500	248,926		(206)				393,000	04/02/2022
P2009024037		Redondo Beach	CA		06/15/2022	6.375	412,379		(181)				1,815,000	04/09/2022
P4220518907		Bellevue	WA		06/29/2022	7.125	1,637,662		(162)				2,420,000	05/17/2022
P2009024629		Fresno	CA		08/24/2022	8.900	218,980		(55)				247,000	06/21/2022
P2009024243		Lilburn	GA		07/13/2022	7.500	311,966		(161)				350,000	04/18/2022
P2009024473		Willis	TX		07/27/2022	7.625	335,691		(124)				415,000	05/11/2022
P2009024610		Thornton	CO		08/24/2022	7.990	611,271		(173)				755,000	06/16/2022
P2009024683		Los Angeles	CA		08/24/2022	7.625	500,034		(102)				540,000	06/30/2022

ANNUAL STATEMENT FOR THE YEAR 2022 OF THE AMERICAN EQUITY INVESTMENT LIFE INSURANCE COMPANY

SCHEDULE B - PART 1

Showing All Mortgage Loans OWNED December 31 of Current Year

1	2	Location		5	6	7	8	Change in Book Value/Recorded Investment					14	15
		3	4					9	10	11	12	13		
Loan Number	Code	City	State	Loan Type	Date Acquired	Rate of Interest	Book Value/Recorded Investment Excluding Accrued Interest	Unrealized Valuation Increase (Decrease)	Current Year's (Amortization)/ Accretion	Current Year's Other-Than-Temporary Impairment Recognized	Capitalized Deferred Interest and Other	Total Foreign Exchange Change in Book Value	Value of Land and Buildings	Date of Last Appraisal or Valuation
P5220418391		Philadelphia	PA		07/27/2022	6.875	147,705		(11)				196,000	05/03/2022
P2009024423		Dundalk	MD		07/13/2022	7.990	246,804		(127)				275,000	04/25/2022
P2009024476		Capitol Heights	MD		07/13/2022	8.625	193,706		(92)				215,871	12/30/2021
P2009024617		Thompsons Station	TN		08/24/2022	7.375	375,173		(59)				705,000	06/17/2022
P2009024489		Seaford	DE		07/27/2022	8.625	260,723		(109)				330,000	05/02/2022
P5220720757		Turner	ME		08/24/2022	9.250	416,827		(101)				499,500	06/07/2022
P5220619667		Grandview	TX		07/13/2022	9.125	533,000		(178)				640,000	04/24/2022
P2009024347		Delran	NJ		07/13/2022	9.250	297,370		(130)				380,000	05/12/2022
P2009024018		Hawthorne	NJ		07/13/2022	6.250	309,281		(72)				380,000	04/07/2022
P2009024254		Long Beach	CA		06/02/2022	6.750	335,972		(1,697)				890,000	04/04/2022
P5220518813		Carrollton	TX		06/29/2022	7.875	470,545		(175)				525,000	05/13/2022
P2009024237		Woodbridge	VA		07/13/2022	7.990	425,984		(216)				475,000	04/08/2022
P5220620121		Springtown	TX		08/24/2022	8.990	104,301		(26)				263,000	06/21/2022
P4220216504		Westlake	FL		07/27/2022	8.250	74,029		(156)				473,000	04/18/2022
P2009024354		Rancho Cordova	CA		07/13/2022	7.875	425,747		(216)				475,000	04/25/2022
P4220418593		Indian Springs	NV		06/15/2022	7.990	189,750		(104)				395,000	05/06/2022
P5220317262		Swanton	VT		07/13/2022	6.250	236,009		(123)				375,000	05/05/2022
P2009024073		Chicago	IL		06/15/2022	6.625	164,913		(56)				200,000	03/04/2022
P5220720660		Johnston	RI		08/10/2022	7.785	394,120		(91)				455,000	05/19/2022
P4220418222		Victorville	CA		06/02/2022	9.750	270,777		(154)				420,000	04/22/2022
P4220720778		Charlotte	NC		08/24/2022	7.125	157,914		(6)				210,000	07/20/2022
P2009023813		Mooresville	NC		06/15/2022	8.500	307,657		(185)				387,000	02/16/2022
P5220418213		Jacksonville	FL		08/10/2022	7.375	524,438		(215)				1,220,000	04/27/2022
P4220418345		Summerfield	FL		07/13/2022	7.875	206,674		(113)				300,000	05/16/2022
P5220317464		STUART	FL		06/15/2022	6.750	818,136		(585)				975,000	04/08/2022
P4220518975		Norwalk	CA		06/29/2022	8.250	460,782		(239)				486,000	05/05/2022
P2009024308		Sterling	VA		07/13/2022	7.250	394,669		(178)				540,000	04/01/2022
P2009024088		Trenton	NJ		06/15/2022	9.125	125,692		(75)				160,000	03/04/2022
P2009024283		Silver Spring	MD		07/13/2022	7.875	393,365		(191)				455,000	04/25/2022
P2009024307		Beaumont	CA		07/13/2022	7.875	393,454		(191)				440,000	04/28/2022
P4220619809		Miami	FL		08/10/2022	6.875	244,659		(60)				298,000	05/17/2022
P2009024295		Charleston	SC		07/13/2022	6.750	413,455		(146)				535,000	05/12/2022
P5220518965		Tavares	FL		07/27/2022	7.250	705,201		(359)				1,175,000	05/23/2022
P4220619607		GREENVILLE	SC		07/27/2022	7.500	869,140		(251)				940,000	06/09/2022
P2009024002		LOS ANGELES	CA		06/02/2022	6.250	296,436		(153)				1,199,833	03/27/2022
P2009024190		Clinton	MD		07/13/2022	7.625	322,786		(118)				419,000	04/12/2022
P2009024333		Flanders	NJ		07/13/2022	8.125	792,263		(341)				890,000	03/30/2022
P2009023762		Tacoma	WA		06/02/2022	5.750	209,594		(176)				460,000	02/14/2022
P4220518846		Rossville	GA		07/13/2022	7.750	154,005		(15)				210,600	06/06/2022
P4220519508		New Castle	DE		08/24/2022	8.990	288,110		(72)				327,000	06/13/2022
P2009024316		Houston	TX		07/13/2022	7.625	174,207		(87)				200,000	04/26/2022
P2009023872		San Bernardino	CA		08/10/2022	4.875	263,189		(12)				352,000	03/15/2022
P2009024090		Hillside	IL		07/13/2022	7.250	250,855		(95)				295,000	04/04/2022
P2009023994		Elmwood Park	NJ		07/13/2022	5.750	444,881		(20)				530,000	04/11/2022
P5220518785		Chester	PA		07/13/2022	7.300	131,768		(54)				180,000	02/23/2022
P2009023956		Vernon	CT		06/15/2022	6.750	179,796		(102)				254,000	03/09/2022
P2009023963		Plano	TX		06/15/2022	6.125	229,298		(87)				346,000	03/22/2022
P5220418065		Whittier	CA		07/13/2022	6.875	683,018		(282)				950,000	04/15/2022
P4220418299		Woodstock	GA		06/29/2022	7.500	754,883		(463)				902,000	03/30/2022
P4220418457		Orlando	FL		07/13/2022	7.375	197,617		(67)				241,000	05/04/2022
P2009024572		Compton	CA		08/24/2022	6.990	427,856		(66)				580,000	06/08/2022
P2009024209		Long Valley	NJ		07/13/2022	6.375	412,674		(52)				610,000	04/25/2022

ANNUAL STATEMENT FOR THE YEAR 2022 OF THE AMERICAN EQUITY INVESTMENT LIFE INSURANCE COMPANY

SCHEDULE B - PART 1

Showing All Mortgage Loans OWNED December 31 of Current Year

1	2	Location		5	6	7	8	Change in Book Value/Recorded Investment					14	15
		3	4					9	10	11	12	13		
Loan Number	Code	City	State	Loan Type	Date Acquired	Rate of Interest	Book Value/Recorded Investment Excluding Accrued Interest	Unrealized Valuation Increase (Decrease)	Current Year's (Amortization)/ Accretion	Current Year's Other-Than-Temporary Impairment Recognized	Capitalized Deferred Interest and Other	Total Foreign Exchange Change in Book Value	Value of Land and Buildings	Date of Last Appraisal or Valuation
P2009024615		Olympia	WA.		08/24/2022	7.990	353,178		(100)				399,000	05/16/2022
P5220619866		Opelika	AL.		08/24/2022	8.875	200,885		(51)				275,000	06/20/2022
P5220418533		Andover	KS.		06/29/2022	6.875	246,053		(76)				325,000	05/05/2022
P4220418324		San Antonio	TX.		06/29/2022	6.500	103,561		(44)				160,000	05/13/2022
P4220417895		Merritt Island	FL.		06/15/2022	8.625	818,630		(89)				1,030,000	04/14/2022
P2009024011		Gurnee	IL.		06/15/2022	6.625	257,351		(129)				310,000	03/22/2022
P5220620355		San Diego	CA.		08/24/2022	8.375	204,851		2,825				950,000	06/24/2022
P2009024319		North Las Vegas	NV.		07/27/2022	7.500	203,920		(82)				260,000	03/26/2022
P5220418464		Red Bank	NJ.		07/13/2022	7.750	441,391		(245)				530,000	04/25/2022
P5220519449		Glenview	IL.		07/27/2022	6.875	903,858		(192)				1,180,000	04/30/2022
P5220519032		Dallas	TX.		07/13/2022	5.875	2,285,440		(25)				3,278,000	05/18/2022
P4220417989		Concord	NC.		06/29/2022	6.750	202,796		(100)				299,244	02/04/2022
P4220418049		Mechanicsburg	PA.		06/15/2022	7.125	444,398		(185)				540,000	04/26/2022
P2009024007		Escondido	CA.		06/15/2022	6.375	692,059		(256)				750,000	03/18/2022
P5220418616		CORONA	CA.		06/15/2022	6.990	168,768		(113)				872,000	05/05/2022
P4220519484		Boca Raton	FL.		07/13/2022	6.750	324,414		(55)				610,000	02/11/2022
P5220519040		New Orleans	LA.		08/10/2022	7.375	262,884		(83)				320,000	06/14/2022
P5220720736		Durango	CO.		08/24/2022	7.750	362,983		(7)				550,000	06/26/2022
P5220518949		Lakewood	WA.		06/29/2022	7.990	260,187		(21)				880,000	05/20/2022
P5220418611		Johnstown	CO.		07/27/2022	8.625	488,294		(190)				580,000	05/06/2022
P4220720855		Bentonville	AR.		08/24/2022	8.875	586,668		(148)				663,000	06/09/2022
P5220519056		Dickson	TN.		07/13/2022	7.990	95,092		(49)				139,000	06/01/2022
P2009024249		Paradise Valley	AZ.		06/02/2022	5.250	2,112,388		(6,166)				2,700,000	03/17/2022
P2009023965		Vineland	NJ.		06/02/2022	6.875	272,751		(151)				310,200	03/23/2022
P5220518848		Raleigh	NC.		07/13/2022	8.375	485,866		(237)				520,000	04/13/2022
P5220518884		Scottsdale	AZ.		06/29/2022	7.125	333,193		(159)				705,000	05/04/2022
P5220518863		San Diego	CA.		07/13/2022	8.750	467,549		(236)				550,000	05/25/2022
P2009024122		Phoenix	AZ.		06/15/2022	7.125	415,997		(197)				501,000	03/24/2022
P4220619930		Escondido	CA.		08/10/2022	6.875	2,052,511		(506)				2,750,000	03/30/2022
P2009024342		Austin	TX.		07/13/2022	7.125	500,956		(176)				1,270,000	02/25/2022
P5220418520		Cathedral City	CA.		06/29/2022	6.250	317,914		(105)				521,000	04/20/2022
P2009024284		Olympia	WA.		07/13/2022	7.375	515,661		(218)				550,000	04/29/2022
P2009024202		Keizer	OR.		07/13/2022	6.375	503,822		(63)				696,000	04/12/2022
P4220418342		Prosperity	SC.		06/29/2022	9.250	111,531		(60)				150,000	05/10/2022
P4220417997		Deerfield Beach	FL.		06/02/2022	6.250	410,295		(168)				560,000	04/18/2022
P2009024686		Waterford	CA.		08/10/2022	7.990	307,881		(67)				400,000	05/23/2022
P8220500006		San Francisco	CA.		08/10/2022	6.500	716,594		169				2,028,436	05/30/2022
P2009024174		Wallingford	CT.		07/13/2022	7.750	249,160		(101)				300,000	04/19/2022
P2009024563		Hayward	CA.		08/10/2022	6.990	255,040		(49)				410,000	05/19/2022
P2009024501		Norwalk	CT.		07/13/2022	8.875	394,532		(136)				505,000	05/05/2022
P4220417816		San Clemente	CA.		06/15/2022	6.625	2,196,077		(222)				2,650,000	04/12/2022
P5220418169		San Francisco	CA.		06/29/2022	6.500	1,240,560		(381)				1,608,000	04/18/2022
P4220619868		Forest	VA.		08/10/2022	6.250	249,376		(82)				302,000	05/16/2022
P2009024569		Glendale	AZ.		08/24/2022	8.625	333,284		(80)				429,000	03/21/2022
P4220619752		Parkland	FL.		08/24/2022	8.125	734,798		(154)				890,000	06/14/2022
P5220519439		Labelle	FL.		07/27/2022	6.250	170,878		17				233,000	06/23/2022
P2009024112		Yuba City	CA.		06/15/2022	6.875	487,975		(249)				625,000	02/15/2022
P5220317541		Southwest Ranches	FL.		06/15/2022	6.625	1,222,821		(833)				1,450,000	04/04/2022
P2009024153		Glen Burnie	MD.		06/15/2022	6.625	314,222		(93)				385,000	04/07/2022
P2009024587		Richmond	TX.		07/27/2022	7.750	281,247		(98)				360,000	04/20/2022
P2009024102		Strasburg	CO.		06/15/2022	8.125	433,866		(242)				485,000	04/01/2022
P4220418006		Paterson	NJ.		06/15/2022	6.750	107,614		(48)				130,000	04/25/2022

ANNUAL STATEMENT FOR THE YEAR 2022 OF THE AMERICAN EQUITY INVESTMENT LIFE INSURANCE COMPANY

SCHEDULE B - PART 1

Showing All Mortgage Loans OWNED December 31 of Current Year

1	2	Location		5	6	7	8	Change in Book Value/Recorded Investment					14	15
		3	4					9	10	11	12	13		
Loan Number	Code	City	State	Loan Type	Date Acquired	Rate of Interest	Book Value/Recorded Investment Excluding Accrued Interest	Unrealized Valuation Increase (Decrease)	Current Year's (Amortization)/ Accretion	Current Year's Other-Than-Temporary Impairment Recognized	Capitalized Deferred Interest and Other	Total Foreign Exchange Change in Book Value	Value of Land and Buildings	Date of Last Appraisal or Valuation
P5220519358		Fort Worth	TX.		08/10/2022	8.750	183,083		(36)				297,000	04/15/2022
P5220518653		Houston	TX.		07/13/2022	6.500	1,130,223		(210)				2,400,000	05/14/2022
P2009024550		Newark	DE.		08/24/2022	7.250	259,458		(57)				332,000	07/01/2022
P4220317686		DETROIT	MI.		06/15/2022	7.875	150,889		(78)				183,000	04/12/2022
P2009024107		Howard	PA.		07/27/2022	6.990	219,096		(78)				325,000	01/27/2022
P4220418015		Ocoee	FL.		06/15/2022	6.500	252,497		(87)				291,000	04/26/2022
P2009024266		Clinton	CT.		07/13/2022	7.125	265,276		(108)				320,000	05/04/2022
P2009024001		Woodland Hills	CA.		06/29/2022	6.750	1,498,103		(164)				1,800,000	03/22/2022
P2009024303		Germantown	MD.		07/13/2022	7.990	313,002		(150)				350,000	04/22/2022
P5211215260		Rancho Mirage	CA.		06/15/2022	4.375	2,004,297	1,501					2,850,000	12/10/2021
P2009024695		Spring Branch	TX.		08/10/2022	7.875	862,606	(189)					1,050,000	05/06/2022
P2009024196		Landover	MD.		07/13/2022	7.500	248,814		(70)				285,000	04/22/2022
P2009024684		Roselle Park	NJ.		08/10/2022	8.250	254,256		(45)				311,000	04/28/2022
P4220216725		Sunny Isles Beach	FL.		06/02/2022	4.500	651,695		(155)				1,500,000	03/29/2022
P2009023836		Mount Airy	MD.		06/15/2022	5.875	281,183		(188)				370,000	02/25/2022
P2009024061		Sterling	VA.		06/15/2022	7.990	546,096		(330)				575,000	03/25/2022
P2009023898		New Brunswick	NJ.		07/13/2022	8.375	156,554		(60)				200,000	02/07/2022
P5220620294		Naples	FL.		08/10/2022	7.990	343,458		(74)				445,000	06/27/2022
P4220418366		Tampa	FL.		06/29/2022	8.125	704,859		(431)				835,000	05/06/2022
P4220317517		Key Largo	FL.		06/02/2022	5.625	1,021,487		(424)				1,300,000	04/02/2022
P5220620327		Lavista	NE.		08/24/2022	8.990	244,827		(79)				270,000	06/29/2022
P2009024351		Vallejo	CA.		07/13/2022	7.625	414,874		(188)				500,000	04/29/2022
P2009024752		Vancouver	WA.		08/24/2022	8.990	352,850		(88)				406,000	06/23/2022
P2009024750		Chesterfield	VA.		08/24/2022	9.990	563,163		(124)				759,000	06/16/2022
P8220500007		Oakland	CA.		08/10/2022	7.500	373,811		(928)				475,000	05/04/2022
P2009023989		Lyman	SC.		06/15/2022	7.500	224,109		(153)				285,000	03/02/2022
P2009024620		Delran	NJ.		08/10/2022	8.875	309,358		(45)				370,000	05/25/2022
P2009023951		Cumming	GA.		06/02/2022	6.990	533,084		(101)				770,220	03/10/2022
P2009024323		South Jordan	UT.		07/13/2022	7.500	420,683		(214)				580,000	04/25/2022
P4220418283		Naples	FL.		06/02/2022	6.500	108,303		(31)				560,000	03/24/2022
P2009024374		Portland	OR.		08/24/2022	6.750	341,099		(30)				520,000	05/12/2022
P4220518861		Norco	CA.		07/13/2022	6.500	887,643		(109)				1,220,000	05/13/2022
P2009024388		Wilmington	DE.		07/13/2022	7.750	255,610		(131)				285,000	05/13/2022
P2009023879		Barstow	CA.		08/10/2022	5.375	133,211		(42)				225,000	03/23/2022
P2009024028		Riverview	FL.		06/15/2022	5.875	358,945		(65)				445,000	04/05/2022
P5220619680		Chapel Hill	NC.		08/10/2022	8.375	372,249		(115)				515,000	06/15/2022
P2009024145		Haines City	FL.		07/13/2022	7.375	307,081		(145)				346,000	04/27/2022
P5220317676		Tampa	FL.		07/27/2022	6.990	242,269		(98)				290,000	05/10/2022
P2009024220		Antioch	CA.		07/13/2022	7.875	432,787		(163)				555,000	04/22/2022
P4220619929		Discovery Bay	CA.		08/24/2022	6.990	1,712,260		(223)				2,519,000	04/27/2022
P2009024425		YORKTOWN	VA.		08/10/2022	8.125	673,987		(139)				821,600	02/17/2022
P5220317435		Roslyn	PA.		06/15/2022	7.125	251,207		(177)				365,000	04/06/2022
P5220418288		Alpharetta	GA.		06/29/2022	5.875	485,373		2				610,000	04/25/2022
P2009023807		Elizabeth	NJ.		06/15/2022	5.990	396,924		(271)				540,000	02/24/2022
P4220418448		Co Spgs	CO.		06/29/2022	6.375	144,280		(55)				330,000	05/07/2022
P2009023609		Smyrna	GA.		06/02/2022	6.500	414,042		(343)				602,000	02/08/2022
P4220317542		Telluride	CO.		06/15/2022	6.375	1,260,500		(196)				1,600,000	04/18/2022
P5220418562		Andover	KS.		06/29/2022	6.875	246,267		(76)				325,000	05/05/2022
P2009024453		Oxon Hill	MD.		08/24/2022	7.500	267,812		(90)				301,000	06/08/2022
P5220418427		Stone Mountain	GA.		07/13/2022	8.125	114,805		(46)				146,000	04/28/2022
P2009024089		San Jose	CA.		07/13/2022	6.125	1,024,043		(183)				1,450,000	04/13/2022
P2009024057		Maricopa	AZ.		06/15/2022	5.990	229,427		(15)				350,000	04/11/2022

ANNUAL STATEMENT FOR THE YEAR 2022 OF THE AMERICAN EQUITY INVESTMENT LIFE INSURANCE COMPANY

SCHEDULE B - PART 1

Showing All Mortgage Loans OWNED December 31 of Current Year

1	2	Location		5	6	7	8	Change in Book Value/Recorded Investment					14	15
		3	4					9	10	11	12	13		
Loan Number	Code	City	State	Loan Type	Date Acquired	Rate of Interest	Book Value/Recorded Investment Excluding Accrued Interest	Unrealized Valuation Increase (Decrease)	Current Year's (Amortization)/ Accretion	Current Year's Other-Than-Temporary Impairment Recognized	Capitalized Deferred Interest and Other	Total Foreign Exchange Change in Book Value	Value of Land and Buildings	Date of Last Appraisal or Valuation
P5220417958		Macon	GA		07/27/2022	6.500	174,461		(12)				230,000	04/27/2022
P5220720686		Covington	KY		08/24/2022	8.500	284,687		(75)				385,000	06/21/2022
P5220519166		Jacksonville	FL		08/10/2022	8.250	441,827		(168)				650,000	05/24/2022
P2009024465		North St Paul	MN		07/13/2022	7.990	357,932		(184)				452,000	03/28/2022
P4220317349		Eastpoint	FL		06/15/2022	5.500	306,045		(113)				374,000	04/09/2022
P2009024412		Beltsville	MD		07/13/2022	7.990	407,572		(204)				455,000	04/08/2022
P2009024717		Pembroke Pines	FL		08/10/2022	7.625	774,009		(175)				943,000	06/09/2022
P5220418622		MIAMI	FL		07/27/2022	7.375	940,480		(370)				1,200,000	05/05/2022
P5220619663		Sarasota	FL		08/10/2022	8.250	563,544		(117)				747,000	06/14/2022
P4220417995		Phoenix	AZ		06/29/2022	6.500	440,718		(166)				570,000	04/22/2022
P5220417935		NEWPORT BEACH	CA		06/15/2022	6.875	526,039		(335)				1,975,000	04/09/2022
P2009024181		Garfield	NJ		08/24/2022	8.250	469,603		(117)				565,000	06/21/2022
P2009023625		Torrance	CA		08/10/2022	5.875	359,768		(174)				500,000	02/17/2022
P5220720665		Pawtucket	RI		08/10/2022	6.955	330,530		(81)				430,000	05/18/2022
P5220417811		FORT WALTON BEACH	FL		06/02/2022	7.500	253,117		(177)				320,000	04/06/2022
P5220620395		Sanger	TX		08/10/2022	7.375	378,814		(88)				425,000	06/24/2022
P5220620097		Charlotte	NC		08/24/2022	7.250	328,118		(74)				810,000	06/22/2022
P4220418598		WEST HILLS	CA		06/15/2022	6.990	799,890		(362)				915,000	04/29/2022
P2009024098		Cedar Hill	TX		07/13/2022	7.750	238,812		(118)				303,000	03/14/2022
P2009023631		Miami	FL		06/15/2022	8.125	921,414		(514)				1,030,000	04/19/2022
P2009024546		Plainfield	IL		07/27/2022	7.750	283,331		(99)				320,000	05/05/2022
P2009023883		Sarasota	FL		06/15/2022	5.625	439,252		(260)				605,000	04/02/2022
P5220519007		Palm Springs	CA		07/13/2022	7.125	942,214		(81)				1,525,000	05/17/2022
P5220317786		Austin	TX		06/02/2022	8.125	1,024,920		(143)				1,375,000	04/13/2022
P2009024253		Los Angeles (Northridge Area)	CA		06/02/2022	6.250	2,130,141		(11,369)				2,478,000	03/29/2022
P5220317404		Richmond	VA		06/29/2022	7.750	191,728		(113)				252,000	04/13/2022
P2009024291		Falls Church	VA		07/13/2022	7.875	582,186		(296)				650,000	04/20/2022
P5220518864		Burnet	TX		06/29/2022	5.990	455,821		(68)				576,000	05/11/2022
P5220619739		Yorba Linda	CA		08/10/2022	7.250	1,144,222		(327)				1,385,000	06/02/2022
P2009024746		Frisco	TX		08/24/2022	7.375	468,719		(68)				651,050	06/04/2022
P2009024332		Woodford	VA		07/27/2022	7.625	278,643		(116)				320,000	03/10/2022
P2009023985		Isalморada	FL		07/13/2022	5.750	2,073,767		(99)				2,600,000	03/23/2022
P5220418444		Farmington	MI		07/13/2022	7.990	126,567		(60)				185,000	04/27/2022
P2009024287		Wilmington	NC		08/10/2022	8.250	231,983		(84)				295,000	05/05/2022
P2009023934		Miami	FL		06/02/2022	5.375	509,922		(199)				1,000,000	03/18/2022
P2009024370		Orlando	FL		07/13/2022	7.125	301,385		(120)				363,000	04/19/2022
P2009024520		Gaithersburg	MD		08/10/2022	6.750	288,402		(48)				410,000	05/10/2022
P2009024165		Washington	DC		07/13/2022	7.750	285,118		(116)				342,000	03/30/2022
P5220417946		Fairhope	AL		06/29/2022	6.250	876,541		(242)				1,124,000	04/27/2022
P2009023962		Orange	NJ		06/15/2022	7.875	273,913		(177)				370,000	03/15/2022
P2009024175		South Amboy	NJ		07/13/2022	8.250	336,211		(110)				436,000	04/06/2022
P2009023975		Pompano Beach	FL		07/13/2022	6.990	329,607		(122)				375,000	04/02/2022
P5220720564		Leander	TX		08/24/2022	8.990	1,230,710		(350)				1,500,000	06/30/2022
P2009024180		Sterling	VA		07/13/2022	7.250	471,134		(147)				640,000	02/08/2022
P2009024483		Gaithersburg	MD		07/13/2022	7.990	318,483		(162)				360,000	04/22/2022
P5220317558		Nashville	TN		06/02/2022	6.750	1,100,629		(886)				1,300,000	04/12/2022
P2009024353		Summerville	SC		07/13/2022	8.125	384,987		(190)				430,000	03/11/2022
P4220417941		Parker	CO		06/15/2022	5.990	723,266		(84)				910,000	04/15/2022
P2009024075		Downey	CA		07/13/2022	7.375	621,143		(275)				715,000	03/16/2022
P2009024197		Houston	TX		06/15/2022	6.875	206,059		(59)				269,000	02/23/2022
P2009024183		Chowchilla	CA		08/10/2022	7.375	333,363		(60)				405,000	04/09/2022
P4220518706		Holiday	FL		06/29/2022	6.875	407,325		(144)				440,000	05/22/2022

ANNUAL STATEMENT FOR THE YEAR 2022 OF THE AMERICAN EQUITY INVESTMENT LIFE INSURANCE COMPANY

SCHEDULE B - PART 1

Showing All Mortgage Loans OWNED December 31 of Current Year

1	2	Location		5	6	7	8	Change in Book Value/Recorded Investment					14	15
		3	4					9	10	11	12	13		
Loan Number	Code	City	State	Loan Type	Date Acquired	Rate of Interest	Book Value/Recorded Investment Excluding Accrued Interest	Unrealized Valuation Increase (Decrease)	Current Year's (Amortization)/ Accretion	Current Year's Other-Than-Temporary Impairment Recognized	Capitalized Deferred Interest and Other	Total Foreign Exchange Change in Book Value	Value of Land and Buildings	Date of Last Appraisal or Valuation
P5220518643		Franklin	TN.		06/15/2022	7.750	841,547		(430)				1,059,000	05/05/2022
P5211114868		Lucas	TX.		06/29/2022	5.875	990,853		(105)				1,520,000	04/16/2022
P5220316889		Summerville	SC.		06/02/2022	6.125	163,032		4,971				430,000	03/11/2022
P2009024171		Montgomery Village	MD.		06/15/2022	7.250	269,578		(122)				325,000	04/05/2022
P5220518862		Celina	TX.		06/29/2022	7.990	640,614		(361)				684,000	05/09/2022
P2009024472		East Haven	CT.		08/10/2022	7.250	179,433		(67)				230,000	05/27/2022
P5220519547		Miami	FL.		08/10/2022	6.990	217,723		(39)				412,000	06/16/2022
P4220519259		Sunrise	FL.		07/27/2022	6.750	106,818		(27)				143,000	06/06/2022
P5220518729		Austin	TX.		06/29/2022	6.125	1,175,388		(242)				1,450,000	05/16/2022
P2009024515		Miami	FL.		08/10/2022	7.500	773,201		(230)				995,000	04/27/2022
P4220619744		Grand Rapids	MI.		08/10/2022	9.625	135,740		(23)				165,000	06/21/2022
P2009024317		Stafford	VA.		07/13/2022	7.875	175,281		(74)				198,000	04/08/2022
P4220518821		Tarzana	CA.		06/29/2022	8.125	984,425		(521)				1,100,000	05/14/2022
P5220620511		Knoxville	TN.		08/24/2022	8.250	243,723		(76)				455,000	06/29/2022
P5220418434		Spring	TX.		06/15/2022	4.625	174,304		92				269,000	12/26/2021
P5220317734		Studio City	CA.		06/02/2022	5.750	2,174,854		(406)				2,700,000	03/16/2022
P5220317717		Kissimmee	FL.		06/02/2022	6.250	206,548		(114)				290,000	03/25/2022
P2009024095		Baltimore	MD.		07/13/2022	7.500	191,103		(88)				215,000	04/11/2022
P2009024369		Edgewater	MD.		07/27/2022	7.750	316,873		(137)				362,000	04/20/2022
P4220317606		Baton Rouge	LA.		06/02/2022	6.125	185,229		(88)				240,000	04/08/2022
P2009024334		Reisterstown	MD.		07/27/2022	7.375	264,328		(86)				300,000	04/21/2022
P2009024790		Reston	VA.		08/24/2022	8.990	359,839		(90)				520,000	06/29/2022
P5220216384		EAGLE LAKE	FL.		06/02/2022	7.250	237,212		(181)				280,000	02/02/2022
P2009023910		Laguna Woods	CA.		06/15/2022	5.375	275,951		(25)				415,000	03/28/2022
P2009024207		Charlotte	NC.		07/13/2022	7.500	269,613		(76)				350,000	03/11/2022
P2009024411		Baltimore	MD.		07/13/2022	7.500	239,715		(81)				290,000	05/10/2022
P4220620481		Friendswood	TX.		08/24/2022	8.875	742,268		(144)				970,000	07/12/2022
P5220518681		Plano	TX.		07/13/2022	8.125	432,705		217				455,000	05/04/2022
P4220317744		Oakland	CA.		06/02/2022	5.990	485,674		2				575,000	04/18/2022
P2009024527		Paso Robles	CA.		07/27/2022	7.375	387,640		(125)				515,000	05/06/2022
P5220418566		LEAD	SD.		06/29/2022	7.125	272,621		(128)				328,000	03/31/2022
P5220721553		Alhambra	CA.		08/24/2022	6.990	901,706		(24)				1,400,000	06/09/2022
P5220519054		Philadelphia	PA.		06/29/2022	7.990	153,866		(80)				225,000	05/06/2022
P4220216466		Jacksonville	FL.		06/29/2022	6.990	290,584		(108)				313,300	05/12/2022
P2009024574		Brandywine	MD.		08/10/2022	7.500	355,668		(120)				462,000	05/24/2022
P2009024232		Cheshire	CT.		07/13/2022	8.375	208,676		(111)				246,000	04/26/2022
P2009023968		Jacksonville	FL.		07/27/2022	6.375	233,408		(51)				306,000	04/09/2022
P4220518849		Hoover	AL.		06/29/2022	6.625	265,262		740				570,000	05/17/2022
P4220619715		Wimauma	FL.		08/10/2022	7.500	287,975		(66)				337,000	06/14/2022
P5220519019		Cape Canaveral	FL.		06/29/2022	7.250	146,119		(5)				220,000	04/18/2022
P2009024363		Oakland	CA.		07/13/2022	6.375	315,681		(98)				680,000	05/02/2022
P2009023881		LOS ANGELES	CA.		06/02/2022	5.500	2,558,423		(1,499)				3,535,000	03/08/2022
P2009024200		Houston	TX.		06/15/2022	7.875	156,520		(78)				224,500	04/05/2022
P2009024619		Los Angeles	CA.		08/24/2022	7.375	417,712		(73)				480,000	06/08/2022
P5220518645		INDIANAPOLIS	IN.		07/13/2022	7.250	217,860		(103)				260,000	05/12/2022
P2009024318		Aurora	CO.		07/13/2022	7.500	461,548		(203)				523,000	04/27/2022
P4220418019		Lauderhill	FL.		06/02/2022	6.990	108,143		(58)				130,000	04/04/2022
P4220619998		Castle Rock	CO.		08/10/2022	7.375	1,335,074		(63)				1,680,000	06/17/2022
P4220417881		Glendale	AZ.		06/29/2022	6.625	169,867		(28)				240,000	04/26/2022
P2009024100		Irving	TX.		07/13/2022	6.250	524,746		(21)				585,000	03/16/2022
P2009023862		Lockwood	CA.		06/15/2022	4.500	496,146		(24)				1,470,000	02/22/2022
P2009024033		Pittsburgh	PA.		06/15/2022	7.500	326,155		(208)				412,000	04/06/2022

ANNUAL STATEMENT FOR THE YEAR 2022 OF THE AMERICAN EQUITY INVESTMENT LIFE INSURANCE COMPANY

SCHEDULE B - PART 1

Showing All Mortgage Loans OWNED December 31 of Current Year

1	2	Location		5	6	7	8	Change in Book Value/Recorded Investment					14	15
		3	4					9	10	11	12	13		
Loan Number	Code	City	State	Loan Type	Date Acquired	Rate of Interest	Book Value/Recorded Investment Excluding Accrued Interest	Unrealized Valuation Increase (Decrease)	Current Year's (Amortization)/ Accretion	Current Year's Other-Than-Temporary Impairment Recognized	Capitalized Deferred Interest and Other	Total Foreign Exchange Change in Book Value	Value of Land and Buildings	Date of Last Appraisal or Valuation
P2009023549		Seaford	DE		07/13/2022	7.500	265,863		(135)				318,000	12/13/2021
P4220619854		Denver	CO		08/24/2022	6.990	611,335		(80)				755,000	06/20/2022
P2009024114		Scottsdale	AZ		06/02/2022	6.375	1,721,618		(691)				2,100,000	03/30/2022
P5220418157		Taunton	MA		07/13/2022	8.375	204,505		(488)				399,000	04/15/2022
P5220518724		Brandon	FL		07/13/2022	6.875	485,613		(152)				550,000	05/08/2022
P4220418121		Margate	FL		06/29/2022	5.990	106,337		(22)				270,000	04/25/2022
P2009024173		New Carrollton	MD		07/13/2022	7.625	334,175		(115)				380,000	04/13/2022
P2009024230		Manassas	VA		06/15/2022	8.125	534,279		(339)				630,000	04/06/2022
P2009023961		Round Rock	TX		06/15/2022	5.990	347,451		(55)				452,500	04/04/2022
P2009024113		Sarasota	FL		06/15/2022	6.500	231,162		(86)				300,000	03/21/2022
P5220519382		El Dorado Hills	CA		07/13/2022	6.125	1,384,914		132				1,650,000	05/25/2022
P2009024568		N Plainfield	NJ		08/24/2022	6.750	327,490		(31)				405,000	06/23/2022
P5220317673		Reunion	FL		06/02/2022	6.375	441,543		(253)				1,420,000	04/19/2022
P5220418625		Winter Haven	FL		07/13/2022	6.875	133,755		(38)				163,000	05/13/2022
P5220317344		Tampa	FL		06/02/2022	6.625	227,560		(186)				315,000	03/30/2022
P2009024386		Bradenton	FL		08/10/2022	7.250	342,169		(16)				420,000	05/13/2022
P2009024234		Terrell	TX		07/13/2022	7.375	311,531		(147)				376,000	04/25/2022
P2009024638		Perris	CA		08/24/2022	6.250	533,372		160				619,351	06/08/2022
P4220418411		Freeport	TX		06/15/2022	5.990	227,681		(51)				375,000	04/11/2022
P4220418097		Los Angeles	CA		06/29/2022	7.375	476,200		(290)				2,800,000	05/15/2022
P2009024056		Ellicott City	MD		06/02/2022	6.625	1,015,167		(525)				1,307,951	03/29/2022
P2009024017		Fresno	CA		06/15/2022	6.875	267,341		(154)				350,000	02/15/2022
P2009024490		Baltimore	MD		07/27/2022	8.250	275,962		(106)				309,500	05/25/2022
P2009024285		Selma	CA		07/13/2022	6.875	240,153		(93)				290,000	03/29/2022
P2009023890		Winter Park	FL		07/13/2022	6.375	1,384,634		(211)				1,750,000	03/22/2022
P2009024512		Annapdale	VA		07/13/2022	7.500	190,799		(71)				235,000	05/06/2022
P5220519162		Broken Bow	OK		07/13/2022	7.750	1,061,361		(603)				1,450,000	05/19/2022
P2009024315		Oak Hills	CA		07/13/2022	6.750	656,613		(224)				849,900	04/26/2022
P2009024521		Baltimore	MD		07/27/2022	7.500	189,915		(62)				244,000	05/10/2022
P2009024231		Salt Lake Cty	UT		07/13/2022	7.990	190,825		(70)				220,000	03/14/2022
P4220518801		Ponte Vedra Beach	FL		06/29/2022	7.625	635,147		(79)				750,000	05/25/2022
P2009024021		Park Hill	OK		07/27/2022	5.990	810,075		(127)				1,200,000	05/02/2022
P2009024087		N Chesterfield	VA		06/15/2022	7.990	309,988		(191)				344,950	03/28/2022
P5220418614		Scottsdale	AZ		06/15/2022	5.990	883,279		(169)				1,950,000	04/26/2022
P5220518636		Newburgh	NY		07/13/2022	6.500	354,533		(30)				490,000	03/15/2022
P2009024394		Riverside	NJ		07/27/2022	8.500	236,063		(30)				280,000	05/03/2022
P2009024309		Lewes	DE		07/27/2022	6.500	1,168,068		(233)				1,349,000	04/02/2022
P4220418572		Irvine	CA		06/15/2022	6.250	1,148,066		(288)				1,330,000	05/04/2022
P2009024591		Wyoming	MI		07/27/2022	7.990	243,522		(83)				278,000	05/03/2022
P2009024539		Eatontown	NJ		08/24/2022	7.625	334,484		(20)				462,500	07/04/2022
P2009024250		Scottsdale	AZ		06/02/2022	6.250	535,734		(3,740)				740,000	12/13/2021
P5220619710		Hebron	KY		08/10/2022	8.500	201,345		(41)				263,000	06/10/2022
P2009023882		GARDEN GROVE	CA		06/29/2022	6.000	801,614		(145)				1,085,000	03/07/2022
P2009024215		Forked River	NJ		07/13/2022	7.990	448,408		(24)				600,000	03/30/2022
P5220519316		Newberg	OR		07/27/2022	7.250	1,488,654		(411)				1,708,000	05/20/2022
P2009024229		Marvin	NC		07/13/2022	7.875	312,456		(155)				349,999	04/13/2022
P4220518669		Moreno Valley	CA		06/29/2022	8.750	519,352		(48)				700,000	05/07/2022
P4220720864		Las Vegas	NV		08/24/2022	7.625	495,711		(102)				590,000	06/03/2022
P5220619608		McKinney	TX		07/27/2022	6.990	409,378		(100)				520,000	06/07/2022
P2009023958		Spring	TX		06/02/2022	6.250	135,315		(86)				274,977	02/22/2022
P2009024305		Romeoville	IL		07/27/2022	7.375	184,391		(29)				238,000	04/22/2022
P2009024311		Newark	NJ		07/13/2022	7.375	343,307		(161)				410,000	04/02/2022

ANNUAL STATEMENT FOR THE YEAR 2022 OF THE AMERICAN EQUITY INVESTMENT LIFE INSURANCE COMPANY

SCHEDULE B - PART 1

Showing All Mortgage Loans OWNED December 31 of Current Year

1	2	Location		5	6	7	8	Change in Book Value/Recorded Investment					14	15
		3	4					9	10	11	12	13		
Loan Number	Code	City	State	Loan Type	Date Acquired	Rate of Interest	Book Value/Recorded Investment Excluding Accrued Interest	Unrealized Valuation Increase (Decrease)	Current Year's (Amortization)/ Accretion	Current Year's Other-Than-Temporary Impairment Recognized	Capitalized Deferred Interest and Other	Total Foreign Exchange Change in Book Value	Value of Land and Buildings	Date of Last Appraisal or Valuation
P2009024343		Boonsboro	MD.		07/27/2022	7.125	324,514		(118)				393,000	04/21/2022
P2009024204		Fillmore	UT.		06/15/2022	8.375	196,180		(98)				278,000	04/07/2022
P2009024192		Merced	CA.		07/13/2022	6.250	263,207		4				344,000	04/18/2022
P2009023789		Miami	FL.		07/27/2022	7.375	371,947		(113)				480,000	03/16/2022
P5220418035		Kingsland	TX.		06/15/2022	6.500	186,654		(91)				305,000	04/27/2022
P5220518978		HEBRON	KY.		07/27/2022	8.250	389,516		(178)				412,000	05/18/2022
P5220116030		Goodrich	TX.		08/10/2022	3.875	203,785		(69)				270,000	02/24/2022
P5220519123		Philipsburg	PA.		08/10/2022	7.250	325,605		(93)				394,000	06/19/2022
P5220518798		OAK LAWN	IL.		07/13/2022	7.750	141,901		(70)				169,000	05/10/2022
P2009024134		Charlotte	NC.		06/02/2022	7.875	256,888		(184)				303,000	03/28/2022
P2009024195		Waller	TX.		08/24/2022	7.750	574,940		(89)				755,000	06/30/2022
P5220519198		Hebron	IN.		08/10/2022	7.875	224,745		(91)				285,000	05/12/2022
P5220518856		Las Vegas	NV.		06/29/2022	6.125	452,190		(23)				735,000	04/27/2022
P4220720620		Woodstock	GA.		08/10/2022	8.375	379,037		(78)				410,000	06/18/2022
P4220518910		Kirkland	WA.		06/29/2022	6.990	916,600		(82)				1,361,000	05/18/2022
P2009024068		Houston	TX.		07/13/2022	7.990	157,814		(76)				314,000	04/05/2022
P2009024482		Evergreen	CO.		07/13/2022	5.875	1,027,216		(19)				1,650,000	05/25/2022
P2009023772		Laveen	AZ.		06/15/2022	4.625	416,615		(149)				630,000	03/04/2022
P5220316920		Miami	FL.		06/15/2022	5.500	432,508		(200)				600,000	02/02/2022
P5220317600		Shasta Lake	CA.		06/29/2022	7.750	189,050		(101)				276,000	04/08/2022
P5220619748		Galena Park	TX.		08/10/2022	8.500	108,698		(9)				128,500	06/09/2022
P2009024709		Aurora	IL.		08/24/2022	8.990	164,012		(41)				185,000	07/04/2022
P4220418604		Newport News	VA.		06/29/2022	8.500	185,402		(109)				406,000	05/11/2022
P2009024725		Brandon	FL.		08/24/2022	9.625	211,688		(51)				257,000	06/17/2022
P2009024419		Miami	FL.		07/27/2022	7.990	357,364		(150)				400,000	04/29/2022
P5220418198		Detroit	MI.		06/29/2022	8.500	122,885		(61)				156,000	04/07/2021
P5220519022		North Palm Beach	FL.		06/29/2022	7.125	373,082		(171)				469,000	04/26/2022
P2009023923		Lawrenceville	GA.		07/13/2022	5.875	328,476		(14)				441,000	03/14/2022
P2009024182		La Porte	TX.		06/15/2022	9.125	198,734		(112)				275,000	03/29/2022
P4220721419		Memphis	TN.		08/24/2022	8.500	134,927		(31)				176,500	07/12/2022
P2009024187		Palmdale	CA.		06/02/2022	7.750	456,028		637				540,000	04/08/2022
P5220317709		HOUSTON	TX.		06/29/2022	7.875	103,411		(16)				140,000	04/14/2022
P5220216760		DELTA	CO.		06/15/2022	6.500	322,573		(311)				510,000	03/16/2022
P2009024257		Atlanta	GA.		06/02/2022	5.990	725,726	(3,430)					855,000	03/22/2022
P4220720578		Edinburg	VA.		08/10/2022	8.990	183,818		51				231,000	07/12/2022
P5220317125		Kodak	TN.		06/29/2022	5.750	437,743		(243)				865,000	04/08/2022
P4220418118		Miami	FL.		06/02/2022	6.625	283,889		(151)				365,000	04/19/2022
P2009024390		Bluffton	SC.		07/13/2022	8.375	403,973		(198)				430,000	05/01/2022
P4220518876		Davenport	FL.		06/29/2022	6.875	324,953		(81)				425,000	04/28/2022
P5220317632		ROCHESTER	NY.		06/02/2022	7.625	124,892		(92)				188,000	03/29/2022
P5220418549		Tucson	AZ.		07/27/2022	7.250	337,164		(136)				430,000	05/06/2022
P2009024456		Houston	TX.		07/27/2022	7.990	242,664		(112)				277,000	05/11/2022
P5220317740		Denton	TX.		06/29/2022	8.250	249,269		(126)				338,000	04/12/2022
P5220620404		Pahrump	NV.		08/24/2022	8.250	239,821		(66)				642,000	06/29/2022
P4220418380		Rossville	GA.		06/29/2022	6.750	260,284		(52)				285,000	05/11/2022
P5220619637		Orlando	FL.		08/10/2022	8.990	139,742		(27)				160,000	04/06/2022
P2009023954		Houston	TX.		06/02/2022	6.500	316,085		1,281				420,000	03/21/2022
P2009024379		Missouri City	TX.		07/13/2022	8.500	182,503		(92)				230,000	04/21/2022
P4220317518		Broomall	PA.		06/02/2022	6.375	186,115		(137)				410,000	04/01/2022
P2009024551		Fresno	CA.		08/10/2022	6.375	145,354						302,000	05/02/2022
P2009024049		St George	UT.		07/13/2022	5.875	188,395		(17)				321,000	03/11/2022
P5220418358		Los Angeles	CA.		06/02/2022	7.625	1,333,836		(747)				1,595,000	03/16/2022

ANNUAL STATEMENT FOR THE YEAR 2022 OF THE AMERICAN EQUITY INVESTMENT LIFE INSURANCE COMPANY

SCHEDULE B - PART 1

Showing All Mortgage Loans OWNED December 31 of Current Year

1	2	Location		5	6	7	8	Change in Book Value/Recorded Investment					14	15
		3	4					9	10	11	12	13		
Loan Number	Code	City	State	Loan Type	Date Acquired	Rate of Interest	Book Value/Recorded Investment Excluding Accrued Interest	Unrealized Valuation Increase (Decrease)	Current Year's (Amortization)/ Accretion	Current Year's Other-Than-Temporary Impairment Recognized	Capitalized Deferred Interest and Other	Total Foreign Exchange Change in Book Value	Value of Land and Buildings	Date of Last Appraisal or Valuation
P5220317293		Richmond	VA.....		..06/15/20226.250242,331(148)396,00003/21/2022 ...
P4220317662		Nokomis	FL.....		..07/13/20226.375415,561(84)482,00004/29/2022 ...
P2009024055		North Aurora	IL.....		..07/13/20227.250477,421(198)545,00003/15/2022 ...
P4220518860		Tamarac	FL.....		..06/15/20228.375130,793(72)155,00004/01/2022 ...
P2009024393		Mesquite	TX.....		..07/13/20227.250156,983(75)221,40004/20/2022 ...
P5220417943		McKinney	TX.....		..06/29/20227.500540,193(280)775,00004/14/2022 ...
P4220317692		Austin	TX.....		..06/29/20226.375406,507(168)930,00005/17/2022 ...
P2009024346		Sewickley	PA.....		..07/13/20226.625252,907(75)295,00004/29/2022 ...
General Loan Loss Reserve		IOWA	IA.....		..12/31/20221.000(11,266,407)(4,037,809)
990HPA2	0.....	ORLANDO	FL.....		..05/16/20194.1154,178,0857,469,70402/28/2019 ...
990PR01	0.....	FLORIDA	FL.....		..02/21/20203.39211,994,09317,142,85710/31/2019 ...
P4220216598		Puyallup	WA.....		..06/02/20227.875223,617(33)400,00003/22/2022 ...
0399999. Mortgages in good standing - Residential mortgages-all other							3,332,812,387	(4,037,809)	(1,225,768)	6,688	112,198		5,117,504,690	XXX
0800004		LEBANON	OH.....		..12/31/20207.75022,1163,000,00010/23/2000 ...
0800005	0.....	DAYTON	TX.....		..12/31/20204.07011,211,21113,184,60002/23/2015 ...
0800006		HERNDON	VA.....		..12/31/20205.68021,672,77330,651,49305/18/2016 ...
0800007	0.....	MCLEAN	VA.....		..12/31/20203.98224,000,00040,149,00005/22/2017 ...
0900252		CHATTANOOGA	TN.....		..12/31/20206.5201,539,4324,525,00012/21/2003 ...
0900755		TUALATIN	OR.....		..10/11/20066.450125,4183,230,00009/11/2006 ...
0900783		GARDENDALE	AL.....		..02/16/20076.250114,3011,500,00001/31/2007 ...
0900863		MADISON HEIGHTS	MI.....		..09/12/20076.580233,5892,080,00008/01/2007 ...
0900864		BRIGHTON	MI.....		..09/12/20076.580448,5093,490,00008/01/2007 ...
0900932		DALLAS	TX.....		..12/13/20076.200282,3431,900,00011/19/2007 ...
0901092		CLOVER	SC.....		..12/31/20206.480500,5811,675,00006/01/2008 ...
0901172		BETHESDA	MD.....		..07/30/20097.0001,040,0528,800,00006/02/2009 ...
0901187		DALLAS	TX.....		..08/17/20097.000435,4702,185,00006/29/2009 ...
0901195		MARTINSBURG	WV.....		..11/09/20097.000865,1198,040,00009/22/2009 ...
0901205		AUSTIN	TX.....		..10/30/20094.500976,55410,100,00012/22/2014 ...
0901233		OVERLAND PARK	KS.....		..02/01/20106.650987,5799,900,00001/06/2010 ...
0901261		HELENA	MT.....		..05/06/20106.75087,779610,00004/14/2010 ...
0901290		VANDALIA	OH.....		..08/05/20106.500610,5194,000,00006/24/2010 ...
0901325		BEAUMONT	TX.....		..12/02/20106.250182,9591,840,00009/15/2010 ...
0901331		CARROLLTON	TX.....		..10/08/20106.000503,2312,100,00010/01/2010 ...
0901334		CLEVELAND	OH.....		..12/09/20106.000561,1173,300,00010/22/2010 ...
0901345		RANCHO SANTA MARGARITA	CA.....		..12/20/20105.900672,4633,160,00010/11/2010 ...
0901366		EL PASO	TX.....		..11/22/20105.900401,7002,175,00010/07/2010 ...
0901368		HOUSTON	TX.....		..01/13/20115.900723,7772,600,00012/20/2010 ...
0901403		TEMPE	AZ.....		..02/28/20115.750621,6285,100,00001/25/2011 ...
0901444		NATIONAL CITY	CA.....		..06/13/20115.920435,9602,500,00003/11/2011 ...
0901445		HEBRON	KY.....		..05/11/20115.910317,6191,480,00004/19/2011 ...
0901482		JACKSON	MS.....		..07/21/20115.600336,1231,425,00006/02/2011 ...
0901535		SALT LAKE CITY	UT.....		..10/18/20114.500536,2042,900,00007/14/2015 ...
0901610		SPRINGFIELD	MO.....		..06/27/20125.100990,7302,800,00006/11/2012 ...
0901636		PASADENA	CA.....		..09/04/20124.6002,518,98011,100,00008/01/2012 ...
0901643		SNELVILLE	GA.....		..10/01/20124.850649,5582,300,00008/01/2012 ...
0901644		KALAMAZOO	MI.....		..09/20/20124.750435,5044,710,00008/14/2012 ...
0901645		WEST SENECA	NY.....		..10/18/20124.6501,478,7264,350,00007/14/2012 ...
0901646		BENICIA	CA.....		..09/05/20125.000407,6652,790,00007/17/2002 ...
0901651		MILL VALLEY	CA.....		..09/25/20124.8501,192,0266,020,00008/22/2012 ...
0901655		CITY OF LEON VALLEY	TX.....		..10/10/20124.750665,8172,000,00009/03/2012 ...
0901661		PINSON	AL.....		..11/20/20124.5501,870,9966,525,00009/26/2012 ...
0901665		ATLANTA	GA.....		..11/13/20124.5001,432,6984,700,00010/30/2012 ...

ANNUAL STATEMENT FOR THE YEAR 2022 OF THE AMERICAN EQUITY INVESTMENT LIFE INSURANCE COMPANY

SCHEDULE B - PART 1

Showing All Mortgage Loans OWNED December 31 of Current Year

1	2	Location		5	6	7	8	Change in Book Value/Recorded Investment					14	15
		3	4					9	10	11	12	13		
Loan Number	Code	City	State	Loan Type	Date Acquired	Rate of Interest	Book Value/Recorded Investment Excluding Accrued Interest	Unrealized Valuation Increase (Decrease)	Current Year's (Amortization)/ Accretion	Current Year's Other-Than-Temporary Impairment Recognized	Capitalized Deferred Interest and Other	Total Foreign Exchange Change in Book Value	Value of Land and Buildings	Date of Last Appraisal or Valuation
0901668		FOLSOM	PA		12/18/2012	4.500	922,171						3,200,000	10/26/2012
0901679		PHENIX CITY	AL		12/14/2012	4.600	1,582,588						5,200,000	11/07/2012
0901682		MARYVILLE	TN		12/13/2012	4.500	1,326,825						3,850,000	11/29/2012
0901707		TUCSON	AZ		03/28/2013	4.600	3,525,692						10,850,000	02/13/2013
0901709		MINNEAPOLIS	MN		02/12/2013	4.250	3,474,954						9,000,000	01/18/2013
0901713		CRESTVIEW HILLS	KY		02/26/2013	4.250	767,779		6,497				5,500,000	01/22/2013
0901716		KENNESAW	GA		02/28/2013	4.350	785,461						2,045,000	01/16/2013
0901717		WEST PALM BEACH	FL		03/05/2013	4.250	2,180,222						8,900,000	02/06/2013
0901722		CHICAGO	IL		05/17/2013	4.500	1,083,699						5,900,000	03/21/2013
0901730		BLAINE	MN		04/01/2013	3.850	2,068,927						13,800,000	02/07/2013
0901734		ROMEDEVILLE	IL		04/30/2013	4.150	785,675						2,590,000	02/22/2013
0901735		FOUNTAIN VALLEY	CA		04/10/2013	3.890	1,169,661						9,500,000	03/12/2013
0901738		HIGHLAND PARK	IL		04/16/2013	4.150	2,583,708						6,350,000	03/08/2013
0901743		EAGAN	MN		04/01/2013	4.250	1,036,932						3,520,000	01/07/2016
0901746		MOBILE	AL		05/24/2013	4.350	548,462						2,000,000	03/17/2013
0901753		KIRKLAND	WA		04/30/2013	3.850	787,642						4,200,000	03/24/2013
0901764		MOBILE	AL		06/18/2013	4.250	934,314						3,620,000	05/07/2013
0901767		MILL VALLEY	CA		06/10/2013	4.400	529,568						2,270,000	04/22/2013
0901777		ROCKY MOUNT	NC		06/26/2013	4.250	1,445,080						4,700,000	04/29/2013
0901782		AGOURA HILLS	CA		08/14/2013	3.950	1,305,917						9,000,000	07/12/2013
0901788		FERGUSON	MO		08/13/2013	3.900	3,896,946						10,800,000	07/09/2013
0901794		BOYNTON BEACH	FL		12/31/2020	4.350	1,879,237						4,900,000	05/31/2013
0901797		ELLISVILLE	MO		08/13/2013	3.900	5,938,204						13,000,000	07/12/2013
0901801		STONE MOUNTAIN	GA		08/14/2013	4.050	4,369,134						9,150,000	08/01/2013
0901805		BIRMINGHAM	AL		09/03/2013	4.550	5,523,368						13,950,000	07/16/2013
0901808		ANN ARBOR	MI		08/29/2013	4.300	1,200,592						4,100,000	07/11/2013
0901809		PERRY	GA		07/31/2013	4.550	1,397,298						3,000,000	07/01/2013
0901820		CARROLLTON	GA		09/26/2013	4.830	810,631						2,125,000	09/09/2013
0901821		ATHENS	GA		09/26/2013	4.830	1,422,159						3,600,000	09/04/2013
0901823		EL PASO	TX		10/17/2013	4.770	1,683,443						5,720,000	09/04/2013
0901824		SPRING HILL	KS		10/03/2013	4.670	549,128						3,270,000	07/31/2013
0901828		INDIANAPOLIS	IN		09/19/2013	4.630	2,032,038						5,750,000	08/26/2013
0901846		MEMPHIS	TN		01/15/2014	4.840	7,189,846						14,600,000	11/05/2013
0901847		KENNESAW	GA		11/01/2013	5.060	1,364,302						3,350,000	10/02/2013
0901857		NEW YORK	NY		11/22/2013	4.850	1,997,444						4,600,000	10/17/2013
0901863		CHITTENANGO	NY		12/19/2013	4.900	1,754,327						4,800,000	11/06/2013
0901871		CHANHASSEN	MN		01/21/2014	4.690	3,580,627						8,780,000	12/05/2013
0901872		ARDMORE	PA		01/07/2014	4.730	990,803						2,000,000	11/13/2013
0901881		VIRGINIA BEACH	VA		01/31/2014	4.910	1,120,367						2,930,000	12/14/2013
0901882		EXTON	PA		01/23/2014	5.000	467,221		1,460				2,268,452	11/22/2013
0901887		FORT WAYNE	IN		03/17/2014	4.950	4,694,856						15,031,250	01/09/2014
0901893		MIDLOTHIAN	VA		03/27/2014	4.840	1,755,205						3,700,000	02/19/2014
0901898		ODESSA	TX		04/30/2014	4.900	1,673,474						5,240,000	04/03/2014
0901899		ODESSA	TX		04/30/2014	4.900	1,912,541						5,890,000	04/03/2014
0901902		MEBANE	NC		05/01/2014	4.790	6,057,743						11,540,000	03/17/2014
0901907		SOUTHAVEN	MS		05/14/2014	4.670	1,402,896						3,520,000	03/20/2014
0901911		NEW HUDSON	MI		06/02/2014	4.830	2,448,115						6,350,000	04/22/2014
0901912		BLOOMFIELD HILLS	MI		06/02/2014	4.930	2,579,726						7,000,000	04/24/2014
0901913		HOUSTON	TX		06/05/2014	4.800	2,930,338						6,200,000	04/24/2014
0901916		CRANBURY	NJ		09/09/2014	4.500	338,613						6,065,217	05/21/2014
0901917		RIALTO	CA		06/16/2014	4.650	3,564,292						13,840,000	05/13/2014
0901919		KATY	TX		07/21/2014	4.730	2,797,125						6,000,000	05/13/2014

ANNUAL STATEMENT FOR THE YEAR 2022 OF THE AMERICAN EQUITY INVESTMENT LIFE INSURANCE COMPANY

SCHEDULE B - PART 1

Showing All Mortgage Loans OWNED December 31 of Current Year

1	2	Location		5	6	7	8	Change in Book Value/Recorded Investment					14	15
		3	4					9	10	11	12	13		
Loan Number	Code	City	State	Loan Type	Date Acquired	Rate of Interest	Book Value/Recorded Investment Excluding Accrued Interest	Unrealized Valuation Increase (Decrease)	Current Year's (Amortization)/ Accretion	Current Year's Other-Than-Temporary Impairment Recognized	Capitalized Deferred Interest and Other	Total Foreign Exchange Change in Book Value	Value of Land and Buildings	Date of Last Appraisal or Valuation
0901920		FORT WORTH	TX.		10/01/2014	4.680	5,465,845						15,350,000	05/04/2018
0901922		WINCHESTER	KY.		07/30/2014	4.610	3,498,614						6,100,000	04/30/2014
0901923		DOTHAN	AL.		10/01/2014	4.650	1,730,842						3,300,000	06/04/2014
0901926		MINNETONKA	MN.		07/29/2014	4.540	4,007,180						9,500,000	06/19/2014
0901928		ANNADALE	VA.		09/02/2014	4.600	2,781,106						5,600,000	06/27/2014
0901930		CHICAGO	IL.		07/31/2014	4.500	2,046,568						5,275,000	07/10/2014
0901931		AMES	IA.		09/18/2014	4.740	2,261,709						5,300,000	07/17/2014
0901932		KENNESAW	GA.		09/17/2014	4.500	1,546,788						5,160,000	08/22/2014
0901933		CRANBURY	NJ.		12/02/2014	4.500	1,473,172						4,598,529	09/11/2014
0901934		AUSTIN	TX.		10/21/2014	4.650	2,234,928						4,930,000	08/27/2014
0901942		READINGTON	NJ.		12/23/2014	4.100	6,884,505						24,345,113	09/03/2014
0901943		LOPATCONG TOWNSHIP/PHILLIPSBURG	NJ.		12/23/2014	4.100	7,378,855						28,936,576	01/22/2019
0901944		SEATTLE	WA.		02/09/2015	4.000	2,884,377						7,480,000	10/15/2014
0901946		MADISON	TN.		01/06/2015	4.180	344,831						3,550,000	12/15/2014
0901947		CHICAGO	IL.		12/12/2014	3.960	2,183,951						6,000,000	10/17/2014
0901948		CHICAGO	IL.		12/12/2014	3.960	1,889,118						5,225,000	10/17/2014
0901954		SARTELL	MN.		12/17/2014	4.050	4,339,824						7,805,000	10/27/2014
0901956		KENNESAW	GA.		12/17/2014	4.150	1,426,863						4,450,000	11/03/2014
0901959		TUCSON	AZ.		12/23/2014	4.250	1,153,498						3,965,453	10/29/2014
0901960		WEST VALLEY CITY	UT.		03/02/2015	4.100	5,172,087						10,100,000	01/06/2015
0901961		VALENCIA	CA.		12/30/2014	3.950	3,103,396						11,700,000	11/04/2014
0901963		GRAND FORKS	ND.		12/30/2014	4.150	1,978,595						3,900,000	12/03/2014
0901968		ORO VALLEY	AZ.		01/28/2015	4.120	1,507,113						3,400,000	12/15/2014
0901969		MUKILTEO	WA.		01/30/2015	4.100	837,568						4,425,000	12/17/2014
0901973		TUCSON	AZ.		02/10/2015	4.060	3,959,012						7,600,000	01/16/2015
0901979		ROCK TAVERN	NY.		12/23/2014	4.100	1,077,933						5,550,000	08/25/2014
0901980		AMELIA	OH.		03/31/2015	3.900	3,171,984						7,750,000	02/23/2015
0901983		MONTICELLO	MN.		04/28/2015	4.300	1,132,018						3,990,000	02/04/2015
0901986		LOUISVILLE	KY.		04/29/2015	4.000	2,835,559						5,110,000	02/17/2019
0901987		BIRMINGHAM	AL.		03/02/2015	4.150	2,492,252						7,540,000	01/26/2015
0901989		STERLING HEIGHTS	MI.		06/17/2015	4.100	3,365,582						7,600,000	05/20/2015
0901991		BRONX	NY.		04/30/2015	4.100	6,565,252						15,700,000	03/23/2015
0901992		OCCEE	FL.		04/28/2015	4.100	3,758,984						10,300,000	09/18/2019
0901995		BROOKFIELD	WI.		04/13/2015	3.800	4,104,095						6,930,000	10/24/2014
0901996		BROOKFIELD	WI.		04/10/2015	3.800	1,460,110						2,550,000	10/24/2014
0901998		OMAHA	NE.		05/15/2015	3.800	3,565,319						7,800,000	04/07/2015
0901999		MIDDLEBURG HEIGHTS	OH.		04/23/2015	3.900	2,816,644						5,730,000	02/25/2015
0902000		FULLERTON	CA.		04/30/2015	4.100	5,765,847						13,300,000	04/02/2015
0902004		LAS VEGAS	NV.		05/14/2015	3.900	1,873,937						7,743,125	03/14/2015
0902007		MENDOTA HEIGHTS	MN.		06/11/2015	4.100	3,142,944						7,200,000	04/27/2015
0902008		SAN JOSE	CA.		05/21/2015	4.050	1,340,581						4,800,000	03/26/2015
0902009		SAN JOSE	CA.		05/28/2015	3.990	2,987,938						10,700,000	04/11/2015
0902010		TUALATIN	OR.		05/21/2015	3.900	3,594,052						9,300,000	04/14/2015
0902012		FARMERS BRANCH	TX.		06/01/2015	4.000	2,193,028						5,880,000	05/08/2015
0902013		FULLERTON	CA.		06/04/2015	3.950	2,136,875						12,000,000	04/17/2015
0902015		HUNTINGTON BEACH	CA.		09/01/2015	3.850	6,421,122						16,200,000	06/29/2015
0902016		AUSTIN	TX.		06/19/2015	4.000	1,241,089						3,281,739	04/22/2015
0902017		SAN JOSE	CA.		07/06/2015	3.900	5,542,178						16,800,000	04/01/2015
0902019		ORANGE	CA.		06/18/2015	3.950	1,595,585						3,800,000	05/08/2015
0902020		SALEM	OR.		06/16/2015	3.950	1,384,779						7,730,000	04/30/2015
0902022		WARREN	MI.		06/17/2015	3.950	1,877,449						5,687,500	05/20/2015
0902025		ANNAPOLIS	MD.		07/01/2015	3.800	5,992,688						13,700,000	05/10/2015

ANNUAL STATEMENT FOR THE YEAR 2022 OF THE AMERICAN EQUITY INVESTMENT LIFE INSURANCE COMPANY

SCHEDULE B - PART 1

Showing All Mortgage Loans OWNED December 31 of Current Year

1	2	Location		5	6	7	8	Change in Book Value/Recorded Investment					14	15
		3	4					9	10	11	12	13		
Loan Number	Code	City	State	Loan Type	Date Acquired	Rate of Interest	Book Value/Recorded Investment Excluding Accrued Interest	Unrealized Valuation Increase (Decrease)	Current Year's (Amortization)/ Accretion	Current Year's Other-Than-Temporary Impairment Recognized	Capitalized Deferred Interest and Other	Total Foreign Exchange Change in Book Value	Value of Land and Buildings	Date of Last Appraisal or Valuation
0902027		COLLEYVILLE	TX.		06/26/2015	4.000	2,973,356						6,000,000	05/15/2015
0902030		AUBURN	WA.		06/25/2015	4.000	1,034,117						4,232,214	05/08/2015
0902035		ST. PAUL	MN.		07/15/2015	3.950	3,400,651		9,202				8,000,000	06/08/2015
0902036		ST. LOUIS PARK	MN.		06/18/2015	3.900	8,534,096						15,700,000	04/30/2015
0902037		MISSION VIEJO	CA.		09/17/2015	4.000	5,272,402						15,250,000	07/10/2015
0902038		IRVINE	CA.		06/30/2015	4.050	2,816,618						10,000,000	05/27/2015
0902039		CORPUS CHRISTI	TX.		08/13/2015	4.150	1,462,289						3,300,000	07/07/2015
0902040		PORT ARANSAS	TX.		08/13/2015	4.150	1,846,057						4,400,000	07/07/2015
0902042		SOUTH BEND	IN.		08/12/2015	4.400	676,969						4,102,729	06/20/2015
0902043		OCCEE	FL.		09/15/2015	4.250	846,884						4,100,000	08/25/2015
0902044		ORLANDO	FL.		09/15/2015	4.250	1,330,818						6,700,000	08/25/2015
0902045		MECHANICSVILLE	VA.		08/06/2015	4.040	7,952,654						15,400,000	06/24/2015
0902047		POMPANO BEACH	FL.		08/14/2015	4.500	2,221,505						6,800,000	07/16/2015
0902048		PEARLAND	TX.		08/04/2015	4.320	3,344,039						6,400,000	06/29/2015
0902050		ALBUQUERQUE	NM.		08/13/2015	4.420	4,472,266						11,740,000	07/07/2015
0902052		MIDDLETON	WI.		08/13/2015	4.350	3,673,243						6,500,000	07/21/2015
0902053		ALPHARETTA	GA.		01/05/2016	4.370	4,158,275						7,000,000	02/12/2020
0902054		NASHVILLE	TN.		12/01/2015	4.070	2,289,510						5,500,000	08/26/2015
0902055		JACKSONVILLE	FL.		10/07/2015	4.200	2,112,054						5,820,000	07/30/2015
0902056		JACKSONVILLE	FL.		10/01/2015	4.200	3,024,268						7,470,000	07/30/2015
0902057		SAN JOSE	CA.		11/03/2015	4.150	3,038,714						8,000,000	10/16/2015
0902061		STAFFORD	TX.		09/29/2015	4.230	3,339,433						12,000,000	08/19/2015
0902063		BELLEVUE	WA.		10/26/2015	4.130	5,428,883						15,500,000	09/11/2015
0902064		EARTH CITY	MO.		11/17/2015	4.230	2,791,829						4,710,000	09/16/2015
0902065		EXTON	PA.		10/30/2015	4.130	4,286,201						8,200,000	09/09/2015
0902066		SERLING HEIGHTS	MI.		01/14/2016	4.400	1,501,673						4,173,684	11/23/2015
0902068		AUSTIN	TX.		12/10/2015	4.300	3,958,914						10,000,000	10/06/2015
0902069		WATAUGA	TX.		11/19/2015	4.070	3,311,612						6,200,000	10/27/2015
0902070		SAN ANTONIO	TX.		11/12/2015	4.420	1,735,671						4,600,000	10/09/2015
0902071		SHOREWOOD	MN.		11/04/2015	4.200	4,922,897						8,020,000	10/15/2015
0902072		PORTLAND	OR.		11/30/2015	4.280	1,808,831						3,880,000	10/23/2015
0902076		OAKLAND	CA.		02/01/2016	4.270	9,920,376						22,350,000	10/29/2015
0902078		ST CLOUD	MN.		01/29/2016	4.150	6,923,127						12,300,000	12/21/2015
0902079		BOULDER	CO.		12/31/2015	4.150	1,353,338						4,700,000	12/14/2015
0902080		GAINESVILLE	FL.		12/30/2015	4.200	2,041,676						6,000,000	11/30/2015
0902081		GAINESVILLE	FL.		12/30/2015	4.200	2,041,676						5,000,000	11/30/2015
0902082		ADDISON	TX.		12/30/2015	4.220	2,451,461						5,000,000	11/13/2015
0902084		JACKSON	MS.		12/21/2015	4.360	1,728,313						3,500,000	11/18/2015
0902091		SURPRISE	AZ.		03/01/2016	4.460	4,166,398						8,150,000	12/16/2015
0902093		KIRKWOOD	MO.		02/16/2016	4.400	8,320,472						13,500,000	12/30/2015
0902096		BRIGHTON	CO.		03/24/2016	4.340	430,276		1,402				2,320,000	01/29/2016
0902099		WILSONVILLE	OR.		03/17/2016	4.250	2,632,043						5,910,000	02/25/2016
0902106		ALBANY	NY.		05/13/2016	4.200	7,561,041						12,225,000	05/06/2016
0902108		PORTLAND	OR.		05/02/2016	4.250	2,286,616						6,170,000	04/06/2016
0902109		KINGSTON BOROUGH	PA.		05/02/2016	4.200	3,423,899						5,800,000	03/25/2016
0902111		DALLAS	TX.		05/06/2016	4.250	8,394,895						19,000,000	04/18/2016
0902112		ST. LOUIS	MO.		05/24/2016	4.130	4,207,435						9,210,000	04/18/2016
0902113		VANCOUVER	WA.		06/01/2016	4.150	5,630,097						11,150,000	05/06/2016
0902114		CHARLOTTE	NC.		06/09/2016	4.200	1,717,039						3,380,000	04/26/2016
0902115		NORCO	CA.		07/01/2016	4.150	3,555,469						7,600,000	05/24/2016
0902116		EARTH CITY	MO.		06/28/2016	4.100	9,191,367						17,770,000	05/06/2016
0902117		TUCSON	AZ.		05/19/2016	4.250	1,203,325						3,152,542	04/20/2016

ANNUAL STATEMENT FOR THE YEAR 2022 OF THE AMERICAN EQUITY INVESTMENT LIFE INSURANCE COMPANY

SCHEDULE B - PART 1

Showing All Mortgage Loans OWNED December 31 of Current Year

1	2	Location		5	6	7	8	Change in Book Value/Recorded Investment					14	15
		3	4					9	10	11	12	13		
Loan Number	Code	City	State	Loan Type	Date Acquired	Rate of Interest	Book Value/Recorded Investment Excluding Accrued Interest	Unrealized Valuation Increase (Decrease)	Current Year's (Amortization)/ Accretion	Current Year's Other-Than-Temporary Impairment Recognized	Capitalized Deferred Interest and Other	Total Foreign Exchange Change in Book Value	Value of Land and Buildings	Date of Last Appraisal or Valuation
0902118		FLORA	MS.		06/13/2016	4.250	1,206,330		1,663				5,100,000	04/27/2016
0902119		DEERFIELD	IL.		07/12/2016	4.150	2,516,742						5,300,000	06/30/2016
0902121		KENNESAW	GA.		06/22/2016	4.250	7,351,164		13,599				18,100,000	06/06/2016
0902122		ROSWELL	GA.		06/23/2016	4.250	3,231,240						7,575,000	06/17/2016
0902123		CONYERS	GA.		06/23/2016	4.250	2,379,431						5,200,000	06/01/2016
0902124		SMYRNA	GA.		06/23/2016	4.250	3,388,645			6,520			7,800,000	06/01/2016
0902125		SMYRNA	GA.		06/15/2016	4.250	4,340,554		8,578				9,600,000	06/01/2016
0902126		NORCROSS	GA.		06/23/2016	4.250	2,555,425						5,750,000	06/03/2016
0902127		CARTERSVILLE	GA.		06/15/2016	4.250	3,129,010		5,231				7,900,000	06/01/2016
0902128		MARIETTA	GA.		06/17/2016	4.250	2,727,406		7,578				6,100,000	06/01/2016
0902129		CONYERS	GA.		07/07/2016	4.250	2,001,111						5,350,000	06/02/2016
0902130		PANAMA CITY	FL.		06/17/2016	4.250	3,747,049		6,625				9,000,000	06/06/2016
0902131		CHARLOTTE	NC.		06/27/2016	4.150	3,883,323						7,800,000	06/21/2016
0902133		HERNANDO	MS.		06/30/2016	3.900	11,297,683						20,000,000	06/13/2016
0902134		EAGAN	MIN.		07/01/2016	4.200	976,914						3,150,000	05/19/2016
0902135		TUCSON	AZ.		08/08/2016	4.300	2,532,455						6,700,000	07/22/2016
0902136		NEWINGTON	VA.		11/01/2016	4.450	14,478,467						23,352,632	06/22/2016
0902137		EDINA	MIN.		08/09/2016	4.150	3,483,340						6,700,000	07/01/2016
0902138		ALPHARETTA	GA.		08/10/2016	4.000	3,131,559						7,400,000	08/01/2016
0902139		CORONA	CA.		08/02/2016	3.950	4,918,518						10,000,000	06/27/2016
0902141		MENTOR	OH.		08/22/2016	4.150	2,103,098						3,861,111	06/23/2016
0902142		ARLINGTON	VA.		09/01/2016	3.900	1,003,585						2,250,000	08/03/2016
0902143		LAS VEGAS	NV.		09/01/2016	4.250	2,656,030						6,789,320	08/09/2016
0902145		WARREN	MI.		09/22/2016	4.375	1,877,948						4,675,000	08/24/2016
0902146		BLACKLICK	OH.		10/03/2016	4.100	845,059						1,560,000	08/19/2016
0902147		BLACKLICK (COLUMBUS)	OH.		10/03/2016	4.100	2,852,075						4,960,465	08/19/2016
0902148		HARRISBURG	PA.		09/30/2016	3.750	1,756,705						2,725,000	08/19/2016
0902149		YORBA LINDA	CA.		10/31/2016	3.900	1,682,419						3,400,000	09/14/2016
0902150		JACKSONVILLE	FL.		10/25/2016	3.950	7,554,034						23,310,000	09/23/2016
0902151		CHESAPEAKE	VA.		11/07/2016	3.900	1,961,627						3,359,827	10/14/2016
0902152		BROWNSVILLE	TX.		10/19/2016	4.000	6,022,786						13,125,000	09/09/2016
0902154		CHARLOTTE	NC.		10/05/2016	4.100	1,808,926						3,357,108	08/31/2016
0902156		OREM	UT.		10/11/2016	4.100	3,802,767						6,640,000	09/27/2016
0902157		GIG HARBOR	WA.		11/22/2016	3.750	5,816,504		9,639				20,550,000	11/18/2016
0902159		SNELLVILLE	GA.		11/29/2016	3.900	2,100,534						4,750,000	11/03/2016
0902160		LITTLETON	CO.		12/01/2016	3.650	11,881,695						30,800,000	11/14/2016
0902161		SAN ANTONIO	TX.		12/08/2016	3.800	15,195,038						28,975,000	11/10/2016
0902162		HOUSTON	TX.		12/06/2016	4.250	859,703		779				3,200,000	11/30/2016
0902163		GLEN BURNIE	MD.		11/29/2016	4.150	6,346,000						10,800,000	10/14/2016
0902164		SPOKANE VALLEY	WA.		12/01/2016	4.000	1,860,366						3,330,000	10/21/2016
0902165		OAKWOOD VILLAGE	OH.		12/21/2016	4.150	2,637,341						4,150,000	11/15/2016
0902166		INDEPENDENCE	OH.		12/21/2016	4.150	1,573,898						2,600,000	11/15/2016
0902167		SUGAR LAND	TX.		01/18/2017	3.900	2,657,652		6,408				10,720,000	12/13/2016
0902168		SAN ANTONIO	TX.		12/19/2016	4.150	2,211,964						4,830,000	12/15/2016
0902169		CRESTVIEW	FL.		03/02/2017	4.070	5,635,215						9,700,000	01/08/2017
0902172		MIDVALE	UT.		04/06/2017	4.350	6,825,270						11,900,000	01/12/2017
0902173		SAN DIEGO	CA.		04/11/2017	4.370	5,156,869						10,400,000	12/06/2016
0902174		CYPRESS	CA.		01/31/2017	4.320	9,851,991						18,700,000	12/09/2016
0902175		CUMMING	GA.		02/01/2017	4.230	2,568,979						5,400,000	01/17/2017
0902176		SAVANNAH	GA.		02/01/2017	4.230	3,449,772						6,600,000	01/18/2017
0902177		SAVANNAH	GA.		02/01/2017	4.230	4,770,961						9,400,000	01/20/2017
0902178		NORCROSS	GA.		02/01/2017	4.230	1,343,209						2,800,000	01/17/2017

ANNUAL STATEMENT FOR THE YEAR 2022 OF THE AMERICAN EQUITY INVESTMENT LIFE INSURANCE COMPANY

SCHEDULE B - PART 1

Showing All Mortgage Loans OWNED December 31 of Current Year

1	2	Location		5	6	7	8	Change in Book Value/Recorded Investment					14	15
		3	4					9	10	11	12	13		
Loan Number	Code	City	State	Loan Type	Date Acquired	Rate of Interest	Book Value/Recorded Investment Excluding Accrued Interest	Unrealized Valuation Increase (Decrease)	Current Year's (Amortization)/ Accretion	Current Year's Other-Than-Temporary Impairment Recognized	Capitalized Deferred Interest and Other	Total Foreign Exchange Change in Book Value	Value of Land and Buildings	Date of Last Appraisal or Valuation
0902179		CULVER CITY	CA		02/23/2017	4.580	1,316,803						7,150,000	12/30/2016
0902180		WILMINGTON	DE		02/09/2017	4.420	3,605,604						9,400,000	01/06/2017
0902181		COCOA	FL		01/27/2017	4.570	971,883						4,610,000	01/18/2017
0902182		LAS VEGAS	NV		01/18/2017	4.410	8,121,815						17,600,000	12/23/2016
0902183		NOTTINGHAM	MD		02/23/2017	4.330	5,568,923						10,600,000	01/06/2017
0902184		NEWPORT NEWS	VA		03/13/2017	4.440	7,715,264						20,400,000	02/02/2017
0902186		ROCHESTER	NY		03/07/2017	4.880	3,246,029						7,100,000	02/07/2017
0902189		WESTMINSTER	CA		03/23/2017	4.210	3,892,045						8,175,000	03/01/2017
0902190		GAHANNA	OH		02/28/2017	4.550	4,793,665						9,250,000	02/06/2017
0902191		MORAGA	CA		04/13/2017	4.600	3,473,183						7,500,000	02/17/2017
0902194		CINCINNATI	OH		03/31/2017	4.660	3,554,809						7,500,000	03/28/2017
0902195		SOUTH JORDAN	UT		05/01/2017	4.290	10,441,158						19,200,000	04/21/2017
0902196		SOUTH JORDAN	UT		05/01/2017	4.290	13,892,781						22,400,000	04/05/2017
0902197		PALANTINE	IL		05/04/2017	4.730	1,832,512						2,900,000	04/05/2017
0902198		CINCINNATI	OH		04/03/2017	4.590	2,248,441						3,700,000	03/24/2017
0902199		TUCSON	AZ		05/04/2017	4.690	3,746,861						7,300,000	04/05/2017
0902201		BASKING RIDGE	NJ		05/11/2017	4.530	2,191,721						4,400,000	05/02/2017
0902202		TUCSON	AZ		06/22/2017	4.800	5,116,117						10,100,000	05/04/2017
0902203		CENTENNIAL	CO		05/30/2017	4.570	3,208,966						5,800,000	04/06/2017
0902206		MINNETONKA	MN		06/13/2017	4.370	11,101,118						20,300,000	04/19/2017
0902207		CHARLESTON	SC		06/01/2017	4.560	4,203,510						8,180,000	04/07/2017
0902208		DALLAS	TX		07/12/2017	4.320	2,614,395						4,520,000	05/15/2017
0902209		SCOTTSDALE	AZ		05/16/2017	4.500	14,768,459						28,500,000	04/19/2017
0902215		SPOKANE VALLEY	WA		07/31/2017	4.300	7,884,557						15,750,000	06/22/2017
0902217		SPRINGFIELD	OR		08/01/2017	4.370	4,072,051						8,840,000	06/14/2017
0902218		HAWAIIAN GARDENS	CA		06/29/2017	4.370	10,182,722						22,400,000	05/30/2017
0902220		ORLANDO	FL		08/08/2017	4.620	12,506,177						25,800,000	05/26/2017
0902221		ST. LOUIS	MO		06/22/2017	4.000	2,578,458						5,320,000	06/13/2017
0902222		MESA	AZ		08/10/2017	4.450	4,809,827						9,000,000	07/20/2017
0902223		LIVERPOOL	NY		08/18/2017	4.300	3,628,545						5,440,000	08/01/2017
0902224		LOS ANGELES	CA		09/07/2017	4.310	7,433,564						15,100,000	07/19/2017
0902226		LAKEWOOD	CO		07/25/2017	4.350	1,523,711						2,975,000	07/07/2017
0902227		COSTA MESA	CA		10/04/2017	4.250	1,639,737						6,300,000	07/06/2017
0902228		SEATTLE	WA		11/14/2017	4.200	2,631,809						9,300,000	07/27/2017
0902229		PASADENA	CA		08/30/2017	3.850	2,239,188		1,956				12,200,000	08/14/2017
0902230		MESQUITE	TX		09/21/2017	4.170	7,693,832						14,600,000	09/13/2017
0902231		NOTTINGHAM	MD		10/02/2017	4.150	15,410,211						25,000,000	08/24/2017
0902232		WEST DES MOINES	IA		09/28/2017	4.400	17,093,099						33,500,000	08/25/2017
0902233		WILSONVILLE	OR		09/20/2017	4.320	2,128,362						4,750,000	08/24/2017
0902234		ALEXANDRIA	VA		10/02/2017	4.140	2,956,193						5,900,000	09/06/2017
0902235		HALFMOON	NY		09/01/2017	4.420	19,380,090						29,510,000	08/22/2017
0902236		BOISE	ID		10/31/2017	4.150	2,179,437						5,095,000	10/27/2017
0902237		ONTARIO	CA		10/05/2017	4.440	2,021,215						4,500,000	08/21/2017
0902238		FORT WORTH	TX		10/17/2017	4.500	2,109,136						4,200,000	09/08/2017
0902239		VERNON	CA		11/02/2017	4.000	2,520,083						16,000,000	09/13/2017
0902240		LONG BEACH	CA		11/02/2017	4.270	3,899,081						11,200,000	10/11/2017
0902241		WOODLAND HILLS	CA		09/27/2017	4.090	3,622,234						9,040,000	09/14/2017
0902242		ALPHARETTA	GA		10/24/2017	4.060	6,750,699						12,000,000	09/27/2017
0902243		ALPHARETTA	GA		10/24/2017	4.060	2,869,528						6,800,000	10/18/2017
0902244		MARIETTA	GA		10/19/2017	4.340	5,460,511						8,800,000	10/02/2017
0902245		WESTLAKE VILLAGE	CA		10/30/2017	4.040	10,865,456		9,525				24,000,000	09/25/2017
0902246		ALPHARETTA	GA		10/31/2017	4.060	3,349,142						7,100,000	09/25/2017

ANNUAL STATEMENT FOR THE YEAR 2022 OF THE AMERICAN EQUITY INVESTMENT LIFE INSURANCE COMPANY

SCHEDULE B - PART 1

Showing All Mortgage Loans OWNED December 31 of Current Year

1	2	Location		5	6	7	8	Change in Book Value/Recorded Investment					14	15
		3	4					9	10	11	12	13		
Loan Number	Code	City	State	Loan Type	Date Acquired	Rate of Interest	Book Value/Recorded Investment Excluding Accrued Interest	Unrealized Valuation Increase (Decrease)	Current Year's (Amortization)/ Accretion	Current Year's Other-Than-Temporary Impairment Recognized	Capitalized Deferred Interest and Other	Total Foreign Exchange Change in Book Value	Value of Land and Buildings	Date of Last Appraisal or Valuation
0902247		JACKSONVILLE BEACH	FL.		11/28/2017	4.200	2,938,853						5,450,000	10/03/2017
0902248		SAN ANTONIO	TX.		10/30/2017	4.400	3,293,067						5,823,000	09/06/2017
0902249		CHARLOTTE	NC.		10/12/2017	4.150	2,556,802						4,375,000	10/10/2017
0902250		CHATSWORTH	CA.		10/25/2017	4.000	3,597,165		6,003				9,650,000	09/21/2017
0902255		JACKSONVILLE BEACH	FL.		11/28/2017	4.200	3,158,171						6,100,000	10/03/2017
0902256		JACKSONVILLE	FL.		11/28/2017	4.200	7,193,611						13,200,000	10/17/2017
0902257		SACRAMENTO	CA.		11/30/2017	4.500	3,307,999						6,600,000	11/27/2017
0902258		PORTSMOUTH	VA.		10/31/2017	4.470	4,176,515						6,900,000	10/16/2017
0902259		EVERETT	WA.		12/27/2017	4.360	3,130,942						5,660,000	12/05/2017
0902260		ESCONDIDO	CA.		01/30/2018	4.100	1,980,179						6,220,000	01/08/2018
0902261		GAINESVILLE	GA.		01/30/2018	4.000	11,795,482						23,310,000	01/24/2018
0902262		MEMPHIS	TN.		02/08/2018	4.350	4,609,876						8,000,000	12/18/2017
0902263		OREM	UT.		03/29/2018	4.330	5,882,813						11,000,000	02/08/2018
0902264		WEST GOSHEN TOWNSHIP	PA.		03/13/2018	4.240	4,027,251						9,100,000	02/22/2018
0902265		COLLIERVILLE	TN.		02/06/2018	4.340	8,863,630						17,150,000	12/19/2017
0902266		SYRACUSE	NY.		02/22/2018	4.540	1,867,372						4,400,000	01/08/2018
0902268		MADISON	WI.		01/17/2018	4.230	1,664,419						3,500,000	12/12/2017
0902269		SANTA ANA	CA.		01/25/2018	4.160	21,823,963						38,600,000	01/09/2018
0902270		NORFOLK	VA.		02/27/2018	4.240	3,700,000						9,400,000	01/23/2018
0902272		HUNTSVILLE	AL.		03/06/2018	4.400	2,818,865						5,000,000	01/31/2018
0902273		FREDERICK	MD.		05/16/2018	4.880	6,618,463						15,500,000	04/03/2018
0902274		BRADENTON	FL.		04/05/2018	4.700	2,420,135						5,300,000	01/18/2018
0902276		FLOWOOD	MS.		03/15/2018	4.800	1,329,430						2,400,000	02/09/2018
0902277		FLOWOOD	MS.		03/15/2018	4.800	1,835,880						3,200,000	02/09/2018
0902278		HILLIARD	OH.		04/12/2018	4.590	2,325,396						5,320,000	02/28/2018
0902279		VIRGINIA BEACH	VA.		03/28/2018	4.630	2,863,681						4,650,000	02/23/2018
0902280		LAS VEGAS	NV.		03/27/2018	4.760	7,955,055						12,700,000	02/20/2018
0902281		Corona	CA.		04/26/2018	4.410	2,755,736						10,100,000	04/16/2018
0902282		Hazelwood	MO.		05/17/2018	4.670	8,359,597						15,410,000	05/10/2018
0902283		BROOK PARK	OH.		05/03/2018	4.490	11,594,053						19,020,000	04/24/2018
0902284		MIDLAND	TX.		05/10/2018	4.990	3,503,828						7,500,000	04/12/2018
0902285		JACKSONVILLE	FL.		05/17/2018	4.830	2,562,134						4,500,000	04/24/2018
0902286		SALT LAKE CITY	UT.		05/10/2018	4.650	2,501,634						4,700,000	04/26/2018
0902288		COLUMBIA	MD.		04/30/2018	4.690	18,524,279						27,300,000	03/29/2018
0902289		NORTH OLMSTED	OH.		05/09/2018	4.580	2,591,712						5,980,000	04/16/2018
0902290		NILES	OH.		05/31/2018	4.490	2,971,672						8,740,000	05/16/2018
0902292		MILWAUKEE	WI.		04/19/2018	4.580	3,347,195						5,600,000	03/29/2018
0902293		CLINTON	MS.		05/24/2018	4.770	3,341,130						5,800,000	05/08/2018
0902294		MOUNT PLEASANT	SC.		04/30/2018	4.670	2,865,695						4,625,000	04/10/2018
0902295		WILLOWICK	OH.		05/24/2018	4.540	3,422,805						6,450,000	05/14/2018
0902297		MILWAUKEE	WI.		06/07/2018	4.300	14,267,177						24,000,000	04/24/2018
0902298		CORONA	CA.		06/14/2018	4.250	2,307,117						3,700,000	05/01/2018
0902299		CLINTON	MS.		07/02/2018	5.080	1,043,264						1,600,000	04/24/2018
0902300		SAN ANTONIO	TX.		07/09/2018	4.690	11,726,005						21,750,000	05/17/2018
0902301		RENTON	WA.		06/19/2018	4.280	2,308,123						4,900,000	05/04/2018
0902303		AMERICAN FORK	UT.		07/05/2018	4.570	8,913,673						16,100,000	06/08/2018
0902304		TWINSBURG	OH.		07/19/2018	4.790	2,740,092						5,800,000	07/05/2018
0902305		SIGNAL HILLS	CA.		07/11/2018	4.650	4,182,848						9,100,000	06/19/2018
0902306		ALPHARETTA	GA.		06/21/2018	4.910	1,896,309						3,000,000	05/18/2018
0902307		TWINSBURG	OH.		07/23/2018	4.780	2,039,727						3,620,000	06/19/2018
0902308		ALBUQUERQUE	NM.		07/18/2018	4.600	7,876,783		6,851				13,600,000	06/07/2018
0902309		ALBUQUERQUE	NM.		07/18/2018	4.600	2,038,885		2,401				3,630,000	06/04/2018

ANNUAL STATEMENT FOR THE YEAR 2022 OF THE AMERICAN EQUITY INVESTMENT LIFE INSURANCE COMPANY

SCHEDULE B - PART 1

Showing All Mortgage Loans OWNED December 31 of Current Year

1	2	Location		5	6	7	8	Change in Book Value/Recorded Investment					14	15
		3	4					9	10	11	12	13		
Loan Number	Code	City	State	Loan Type	Date Acquired	Rate of Interest	Book Value/Recorded Investment Excluding Accrued Interest	Unrealized Valuation Increase (Decrease)	Current Year's (Amortization)/ Accretion	Current Year's Other-Than-Temporary Impairment Recognized	Capitalized Deferred Interest and Other	Total Foreign Exchange Change in Book Value	Value of Land and Buildings	Date of Last Appraisal or Valuation
0902310		MONTCLAIR	CA		06/15/2018	4.390	6,396,638						13,900,000	05/29/2018
0902311		FAYETTEVILLE	NC		06/28/2018	4.620	11,007,688						20,900,000	06/26/2018
0902312		LITTLETON	CO		06/28/2018	4.800	2,253,773						5,540,000	06/11/2018
0902313		MENLO PARK	CA		07/19/2018	4.470	2,427,303						18,700,000	07/10/2018
0902314		CORPUS CHRISTI	TX		07/26/2018	4.850	4,520,741						7,910,000	06/20/2018
0902316		PITTSBURGH	PA		08/30/2018	4.980	2,318,141						4,700,000	08/01/2018
0902317		HENDERSON	NV		08/07/2018	5.010	2,208,980						4,000,000	07/15/2018
0902318		LOS GATOS	CA		08/08/2018	4.400	3,842,540						10,600,000	07/06/2018
0902319		LIVERPOOL	NY		08/30/2018	4.750	4,847,221						7,300,000	08/14/2018
0902320		LAS VEGAS	NV		08/30/2018	4.470	3,482,562						8,300,000	08/21/2018
0902321		SAN ANTONIO	TX		09/13/2018	4.730	19,762,539						36,900,000	08/17/2018
0902322		WESTMONT	IL		07/25/2018	4.470	6,248,805						11,500,000	07/13/2018
0902323		FORT WORTH	TX		10/01/2018	4.650	3,963,076						9,700,000	09/05/2018
0902324		TIMONIUM	MD		07/31/2018	4.600	2,251,950						5,600,000	07/18/2018
0902325		ROSEVILLE	MI		09/13/2018	4.480	1,309,898						4,300,000	08/03/2018
0902326		MILWAUKEE	WI		09/11/2018	4.580	9,018,453						13,650,000	08/15/2018
0902328		PORTLAND	OR		10/03/2018	4.540	6,426,420						10,790,000	08/08/2018
0902329		PEWAWKEE	WI		08/30/2018	4.640	6,752,598						10,400,000	08/15/2018
0902330		CHARLOTTE	NC		09/13/2018	4.660	2,138,006						5,150,000	08/09/2018
0902331		SANTA CLARITA	CA		10/17/2018	4.530	2,421,400						6,400,000	10/05/2018
0902332		COLLEGE STATION	TX		09/28/2018	4.780	3,806,272						7,000,000	09/14/2018
0902334		MURRAY	UT		10/09/2018	4.650	3,176,604						5,830,000	09/19/2018
0902335		MURRAY	UT		09/26/2018	4.650	3,622,456						6,800,000	09/19/2018
0902336		MILWAUKEE	WI		08/30/2018	4.870	8,309,516						13,750,000	08/21/2018
0902337		CHICAGO	IL		10/24/2018	4.870	4,642,989						7,520,000	10/04/2018
0902338		FREDERICK	MD		11/09/2018	4.630	13,612,182						22,300,000	09/27/2018
0902339		MCALLEN	TX		10/25/2018	4.500	13,049,237						21,100,000	09/27/2018
0902341		SANTA FE SPRINGS	CA		01/10/2019	4.680	12,500,000						28,700,000	12/13/2018
0902342		TWINSBURG	OH		01/02/2019	4.830	6,483,419						10,400,000	12/10/2018
0902344		PORTLAND	OR		12/05/2018	4.860	2,422,808						4,850,000	11/09/2018
0902345		ST CLOUD	MN		12/20/2018	4.920	2,702,061						4,880,000	11/20/2018
0902346		CHARLOTTE	NC		12/20/2018	5.040	12,989,901						20,880,000	12/03/2018
0902347		MARIETTA	GA		01/09/2019	5.040	2,112,052						3,600,000	12/05/2018
0902348		MARIETTA	GA		02/07/2019	4.920	2,114,297						3,900,000	11/16/2018
0902350		TUKWILA	WA		02/28/2019	4.730	3,518,270						10,990,000	12/28/2018
0902351		ABINGDON	MD		12/14/2018	4.980	8,332,951						14,900,000	12/04/2018
0902352		HOUSTON	TX		12/17/2018	5.380	6,903,055						14,200,000	12/03/2018
0902353		MOORESTOWN	NJ		02/11/2019	4.640	8,083,454						13,600,000	11/30/2018
0902354		KENNESAW	GA		01/30/2019	4.800	3,982,268						6,354,783	11/30/2018
0902356		ALBUQUERQUE	NM		02/01/2019	4.600	2,354,743						8,200,000	01/09/2019
0902357		ALBUQUERQUE	NM		02/01/2019	4.600	4,098,997						8,370,000	01/07/2019
0902358		CEDAR PARK	TX		02/28/2019	4.800	2,294,651						4,551,282	01/11/2019
0902359		SOUTH SALT LAKE	UT		03/05/2019	4.650	3,925,654						6,420,000	01/09/2019
0902360		NEWPORT BEACH	CA		03/12/2019	4.500	14,566,593						31,400,000	02/04/2019
0902361		MIDDLETOWN	NJ		03/08/2019	4.550	20,687,138						32,000,000	01/09/2019
0902362		PASADENA	TX		02/27/2019	4.450	5,944,098						15,790,000	01/29/2019
0902363		DULUTH	GA		03/12/2019	4.500	7,742,637						12,344,721	01/10/2019
0902364		ST CLOUD	MN		03/07/2019	4.500	3,453,692						5,700,000	02/19/2019
0902366		COLUMBUS	OH		03/04/2019	4.560	4,023,064						6,400,000	02/27/2019
0902367		INDIANAPOLIS	IN		04/22/2019	4.500	2,617,491						4,259,341	03/28/2019
0902368		ADDISON	TX		05/01/2019	4.700	6,076,627						12,360,000	03/14/2019
0902369		HALFMOON	NY		05/06/2019	4.710	14,551,345						22,350,000	04/09/2019

ANNUAL STATEMENT FOR THE YEAR 2022 OF THE AMERICAN EQUITY INVESTMENT LIFE INSURANCE COMPANY

SCHEDULE B - PART 1

Showing All Mortgage Loans OWNED December 31 of Current Year

1	2	Location		5	6	7	8	Change in Book Value/Recorded Investment					14	15
		3	4					9	10	11	12	13		
Loan Number	Code	City	State	Loan Type	Date Acquired	Rate of Interest	Book Value/Recorded Investment Excluding Accrued Interest	Unrealized Valuation Increase (Decrease)	Current Year's (Amortization)/ Accretion	Current Year's Other-Than-Temporary Impairment Recognized	Capitalized Deferred Interest and Other	Total Foreign Exchange Change in Book Value	Value of Land and Buildings	Date of Last Appraisal or Valuation
0902370		GARDNER	KS.		05/09/2019	4.500	2,999,684		1,294				4,700,000	04/24/2019
0902371		MOUNT PROSPECT	IL.		04/17/2019	4.580	2,390,273						5,050,000	02/28/2019
0902372		KNOXVILLE	TN.		05/24/2019	4.600	2,902,761						4,630,825	04/29/2019
0902373		LOS ANGELES	CA.		05/29/2019	4.500	10,079,524						21,800,000	05/08/2019
0902375		SALT LAKE CITY	UT.		04/30/2019	4.600	9,710,266						16,191,304	04/19/2019
0902376		OCEANSIDE	CA.		07/01/2019	4.850	5,108,693						8,328,571	04/30/2019
0902377		BROOKLYN	NY.		08/02/2019	4.580	14,836,005						28,900,000	07/23/2019
0902379		RACINE	WI.		06/13/2019	4.570	5,992,315						10,400,000	05/22/2019
0902380		STERLING	VA.		07/18/2019	4.550	19,718,325						31,800,000	06/04/2019
0902381		CHICAGO	IL.		08/14/2019	4.480	5,870,431						9,437,342	06/27/2019
0902382		HOUSTON	TX.		07/25/2019	4.400	2,905,218						4,520,833	06/20/2019
0902383		PORTLAND	OR.		08/26/2019	4.700	8,404,653						17,500,000	07/02/2019
0902384		NASHVILLE	TN.		08/02/2019	4.400	2,679,228						6,300,000	06/27/2019
0902385		TUKWILA	WA.		07/24/2019	4.300	954,582						2,263,268	06/07/2019
0902386		SANTA FE SPRINGS	CA.		07/17/2019	4.250	4,326,933						8,350,000	06/17/2019
0902387		PEACHTREE CORNERS	GA.		08/29/2019	4.450	6,874,760						12,205,479	06/25/2019
0902388		HIGHLAND PARK	MI.		10/03/2019	4.250	3,219,957						7,900,000	07/23/2019
0902389		BENSALEM	PA.		09/04/2019	4.050	2,194,073						3,613,497	07/17/2019
0902390		MIDDLE RIVER	MD.		08/28/2019	4.000	14,979,225						23,800,000	07/29/2019
0902391		BENSALEM	PA.		09/18/2019	4.150	1,664,779						2,777,143	09/04/2019
0902392		BLAINE	MN.		09/05/2019	4.150	1,849,755						3,675,000	07/29/2019
0902393		ALBUQUERQUE	NM.		09/27/2019	3.900	5,209,498						7,746,467	08/07/2019
0902394		Creve Coeur	MO.		09/05/2019	4.000	1,661,918						2,463,429	07/18/2019
0902395		MIDDLETON	WI.		10/01/2019	3.860	3,109,541						4,819,048	08/16/2019
0902396		FORT WORTH	TX.		10/29/2019	4.070	2,082,462						5,340,000	08/21/2019
0902397		JACKSONVILLE	FL.		10/11/2019	3.990	9,715,251						17,500,000	08/29/2019
0902398		COVINGTON	WA.		09/12/2019	3.970	11,320,755						20,392,157	08/08/2019
0902399		ARDEN HILLS	MN.		09/26/2019	3.700	3,943,129						6,387,500	08/12/2019
0902400		STERLING HEIGHTS	MI.		10/08/2019	3.770	6,236,142						9,373,684	08/05/2019
0902401		SACRAMENTO	CA.		10/15/2019	3.650	13,372,575						25,211,086	09/25/2019
0902402		ELMA	NY.		10/03/2019	4.150	3,271,306						5,200,000	09/26/2019
0902403		WALDORF	MD.		09/25/2019	3.820	4,228,342						7,142,105	08/29/2019
0902404		IRVINE	CA.		10/15/2019	3.870	3,744,471						6,800,000	10/11/2019
0902405		PHILADELPHIA	PA.		10/16/2019	3.750	3,158,168						5,250,000	09/05/2019
0902406		NORTHGLENN	CO.		10/10/2019	3.900	6,798,421						11,100,000	09/03/2019
0902407		AUBURN HILLS	MI.		09/26/2019	3.800	11,317,259						15,700,000	09/19/2019
0902409		SAN DIEGO	CA.		11/14/2019	4.000	4,053,819						7,705,833	09/24/2019
0902410		ALBUQUERQUE	NM.		11/13/2019	3.900	2,465,741						7,650,000	10/11/2019
0902411		CHARLESTON	SC.		11/05/2019	3.900	1,444,453						2,366,667	09/15/2019
0902412		SAN ANTONIO	TX.		11/14/2019	4.000	5,756,915						11,573,878	10/01/2019
0902413		DOWNINGTON	PA.		09/30/2019	3.500	3,671,366						8,285,714	09/25/2019
0902414		COLORADO SPRINGS	CO.		02/20/2020	4.000	2,101,459						4,722,353	10/14/2019
0902415		LANDSDALE	PA.		09/30/2019	3.500	1,376,762						3,168,000	09/25/2019
0902416		DENVER	CO.		10/31/2019	3.600	16,000,798						40,630,000	07/27/2022
0902417		INDIO	CA.		11/21/2019	3.250	8,454,674						21,750,000	11/18/2019
0902419		HOMEWOOD	AL.		11/07/2019	3.800	6,366,978						9,957,143	11/06/2019
0902420		LEAGUE CITY	TX.		12/06/2019	4.050	1,949,617						3,400,976	10/15/2019
0902421		BROOKLYN	NY.		11/26/2019	4.250	1,890,716						6,100,000	11/12/2019
0902422		ONTARIO	CA.		12/12/2019	3.530	1,696,275						3,000,000	12/03/2019
0902423		PLEASANTON	CA.		12/12/2019	3.700	3,309,305						6,690,833	11/07/2019
0902424		SAN ANTONIO	TX.		01/15/2020	4.000	4,106,333						8,770,000	11/04/2019
0902425		COLUMBUS	OH.		12/10/2019	3.600	1,605,748						2,648,710	11/13/2019

ANNUAL STATEMENT FOR THE YEAR 2022 OF THE AMERICAN EQUITY INVESTMENT LIFE INSURANCE COMPANY

SCHEDULE B - PART 1

Showing All Mortgage Loans OWNED December 31 of Current Year

1	2	Location		5	6	7	8	Change in Book Value/Recorded Investment					14	15
		3	4					9	10	11	12	13		
Loan Number	Code	City	State	Loan Type	Date Acquired	Rate of Interest	Book Value/Recorded Investment Excluding Accrued Interest	Unrealized Valuation Increase (Decrease)	Current Year's (Amortization)/ Accretion	Current Year's Other-Than-Temporary Impairment Recognized	Capitalized Deferred Interest and Other	Total Foreign Exchange Change in Book Value	Value of Land and Buildings	Date of Last Appraisal or Valuation
0902426		SPOKANE	WA.		12/11/2019	3.550	1,774,860						3,437,396	10/23/2019
0902427		EDEN PRAIRIE	MN.		11/27/2019	3.500	12,000,000						20,960,000	11/18/2019
0902428		ATLANTA	GA.		12/20/2019	3.600	4,722,787						9,000,000	11/20/2019
0902429		STILLWATER	NY.		12/24/2019	4.050	24,194,048						34,447,368	10/09/2019
0902430		CHICAGO	IL.		12/19/2019	3.600	1,596,695						2,995,349	11/26/2019
0902431		LAKEWOOD	NJ.		12/19/2019	3.800	4,732,318						7,218,750	10/31/2019
0902432		LAS VEGAS	NV.		12/18/2019	3.700	1,297,289						4,030,833	12/09/2019
0902433		CHICAGO	IL.		12/13/2019	3.650	4,717,168						9,150,000	11/13/2019
0902434		LEXINGTON	KY.		02/06/2020	3.650	6,437,067						9,600,000	12/11/2019
0902435		FOUNTAIN VALLEY	CA.		11/19/2019	3.750	11,742,780						21,000,000	10/24/2019
0902436		ASHBURN	VA.		12/30/2019	3.900	3,315,902						7,222,727	12/09/2019
0902437		CHULA VISTA	CA.		01/09/2020	3.900	2,135,069						3,527,308	12/02/2019
0902438		GARLAND	TX.		01/23/2020	3.800	10,908,776						20,740,000	12/05/2019
0902439		DOUGLASSVILLE	PA.		12/24/2019	3.950	5,400,752						9,200,000	11/21/2019
0902440		ANN ARBOR	MI.		01/21/2020	3.500	8,000,000						12,509,091	11/22/2019
0902441		LEXINGTON	KY.		02/06/2020	3.650	6,981,378						10,200,000	12/13/2019
0902442		SAN JUAN CAPISTRANO	CA.		12/23/2019	3.550	5,381,223						9,696,552	12/13/2019
0902443		HUNTINGTON BEACH	CA.		12/23/2019	3.550	3,021,038						6,916,129	12/13/2019
0902444		RANCHO DOMINGUEZ	CA.		12/23/2019	3.550	2,832,223						5,916,667	12/13/2019
0902446		BLOOMINGTON	IN.		01/30/2020	3.850	19,102,113						30,420,000	12/05/2019
0902447		LA HABRA	CA.		01/30/2020	3.500	13,327,613						27,800,000	11/21/2019
0902449		CHARLOTTE	NC.		12/20/2019	4.000	6,402,654						10,000,000	11/25/2019
0902450		RIVERSIDE	CA.		01/29/2020	3.700	1,486,046						4,600,000	12/27/2019
0902451		WHITTIER	CA.		01/30/2020	3.450	8,962,122						19,500,000	01/13/2020
0902452		TAMPA	FL.		01/29/2020	3.600	4,636,190						7,808,987	11/26/2019
0902453		LUTHERVILLE-TIMONUM	MD.		01/31/2020	3.350	5,757,121						12,129,885	12/18/2019
0902454		NEW ALBANY	IN.		01/21/2020	3.600	12,976,601						21,000,000	01/12/2019
0902455		MEMPHIS	TN.		01/29/2020	4.110	1,585,639						2,800,000	01/22/2020
0902456		LAKEWOOD	CO.		02/05/2020	3.860	2,675,155						4,530,893	01/03/2020
0902457		AURORA	CO.		02/14/2020	3.860	2,798,000						5,641,026	12/30/2019
0902458		SACRAMENTO	CA.		01/27/2020	3.750	3,316,433						6,300,000	01/08/2020
0902459		NEW BERLIN	WI.		02/13/2020	3.250	8,804,105						16,740,000	01/16/2020
0902460		MIDDLETON	WI.		02/13/2020	3.350	6,030,306						11,900,000	09/23/2013
0902461		AUBURN	WA.		02/04/2020	3.600	1,860,364						3,421,053	12/20/2019
0902462		KING OF PRUSSIA	PA.		03/12/2020	3.700	1,723,187						3,055,556	01/15/2020
0902463		ROWLETT	TX.		02/13/2020	3.950	1,867,028						3,014,925	01/06/2020
0902464		PLAINVILLE	MA.		04/08/2020	3.620	13,201,558						23,200,000	03/04/2020
0902465		West Des Moines	IA.		02/26/2020	3.690	3,178,478						5,259,813	02/14/2020
0902466		WIXOM	MI.		02/26/2020	3.800	3,775,751						7,250,000	01/13/2020
0902467		VISTA	CA.		03/23/2020	3.960	3,993,993						8,300,000	03/06/2020
0902469		DARIEN	CT.		03/19/2020	3.780	1,120,818						2,247,273	01/31/2020
0902470		WINTER GARDEN	FL.		03/18/2020	3.850	4,132,420						8,100,000	02/18/2020
0902471		WILLOW GROVE	PA.		03/30/2020	3.620	4,325,129						6,800,000	03/18/2020
0902472		GRIMES	IA.		04/09/2020	3.400	16,557,111						24,329,268	03/02/2020
0902473		ROCKLIN	CA.		04/09/2020	3.850	3,813,571						6,200,000	02/11/2020
0902474		LOUISVILLE	KY.		04/07/2020	3.700	3,303,513						6,900,000	02/06/2020
0902475		TUALATIN	OR.		02/26/2020	3.600	3,993,206						11,400,000	02/07/2020
0902476		LAKE OSWEGO	OR.		02/27/2020	3.600	2,228,766						4,009,091	02/14/2020
0902477		AUBURN	WA.		02/26/2020	3.600	1,857,305						6,873,240	02/19/2020
0902479		CENTENNIAL	CO.		04/01/2020	3.800	2,802,599						4,410,000	01/29/2020
0902482		ST PETERSBURG	FL.		05/12/2020	3.600	5,043,112						8,173,494	03/24/2020
0902483		FOSTER CITY	CA.		05/05/2020	3.650	7,497,537						16,400,000	04/10/2020

ANNUAL STATEMENT FOR THE YEAR 2022 OF THE AMERICAN EQUITY INVESTMENT LIFE INSURANCE COMPANY

SCHEDULE B - PART 1

Showing All Mortgage Loans OWNED December 31 of Current Year

1	2	Location		5	6	7	8	Change in Book Value/Recorded Investment					14	15
		3	4					9	10	11	12	13		
Loan Number	Code	City	State	Loan Type	Date Acquired	Rate of Interest	Book Value/Recorded Investment Excluding Accrued Interest	Unrealized Valuation Increase (Decrease)	Current Year's (Amortization)/ Accretion	Current Year's Other-Than-Temporary Impairment Recognized	Capitalized Deferred Interest and Other	Total Foreign Exchange Change in Book Value	Value of Land and Buildings	Date of Last Appraisal or Valuation
0902485		STERLING HEIGHTS	MI		04/30/2020	3.900	3,419,096						6,750,000	03/09/2020
0902486		EL PASO	TX		05/12/2020	3.950	2,065,903						3,765,000	04/07/2020
0902487		LA VERNE	CA		05/14/2020	3.250	16,500,000						25,900,000	05/13/2020
0902489		NORTH AURORA	IL		04/30/2020	3.400	7,500,000						11,500,000	03/30/2020
0902490		PROVO	UT		07/14/2020	3.550	6,212,272						9,750,000	04/22/2020
0902491		SAN CLEMENTE	CA		05/28/2020	3.550	2,000,130						4,580,000	04/06/2020
0902492		PLANTATION	FL		08/06/2020	3.900	1,406,542						8,500,000	07/22/2020
0902494		CENTENNIAL	CO		05/20/2020	3.500	2,284,858						3,800,000	04/20/2020
0902498		HOMESTEAD	FL		05/21/2020	3.350	3,621,813		8,310				8,150,000	05/14/2020
0902499		MIAMI	FL		05/21/2020	3.350	3,835,036		8,774				8,500,000	03/28/2020
0902500		SANTA FE	NM		06/02/2020	3.500	1,881,125						4,975,000	05/26/2020
0902501		ST LOUIS PARK	MN		06/10/2020	3.400	2,144,070						5,725,000	03/31/2020
0902502		MELBOURNE	FL		03/19/2020	3.900	9,087,053						17,800,000	01/23/2020
0902503		LOGAN TOWNSHIP	NJ		10/19/2020	3.900	1,187,236						2,650,000	09/09/2020
0902504		LOGAN TOWNSHIP	NJ		10/22/2020	3.900	2,516,940						5,600,000	09/09/2020
0902505		SHELBY TOWNSHIP	MI		10/08/2020	3.500	2,880,692						4,560,000	09/08/2020
0902506		LATHAM	NY		11/12/2020	3.710	4,751,505						10,450,000	09/22/2020
0902507		SCOTTSDALE	AZ		11/12/2020	3.360	3,806,259		5,777				15,550,000	10/29/2020
0902508		SCOTTSDALE	AZ		11/17/2020	3.000	2,204,431						10,200,000	10/21/2020
0902509		SCOTTSDALE	AZ		11/17/2020	3.000	1,916,896						12,200,000	09/24/2020
0902510		BELLEVUE	WA		11/05/2020	3.350	893,821						9,900,000	09/25/2020
0902511		MEMPHIS	TN		12/01/2020	3.000	3,190,407						9,500,000	10/29/2020
0902512		CHICAGO	IL		12/17/2020	3.800	2,220,424						3,660,000	11/16/2020
0902513		LEXINGTON	KY		12/14/2020	3.500	3,234,226						5,010,000	11/12/2020
0902514		ROCKVILLE	MD		12/15/2020	3.250	5,766,278						16,300,000	11/03/2020
0902515		MIDDLETON	WI		12/16/2020	3.060	4,802,937						7,060,000	11/10/2020
0902516		REDMOND	WA		12/17/2020	3.150	4,705,980						16,000,000	12/08/2020
0902517		BEDFORD	OH		12/22/2020	3.250	4,272,790						6,440,000	12/01/2020
0902518		SUMNER	WA		01/25/2021	3.270	4,529,109						8,180,000	12/01/2020
0902519		MOBILE	AL		03/30/2021	3.000	9,173,276						15,400,000	01/22/2021
0902521		ORANGE	CA		01/12/2021	3.100	1,925,107						5,450,000	12/03/2020
0902522		MILWAUKEE	WI		12/10/2020	3.350	5,117,598						8,060,000	11/23/2020
0902524		BOULDER	CO		02/04/2021	3.380	2,578,594						4,450,000	12/08/2020
0902525		CHARLOTTE	NC		12/17/2020	3.350	2,939,787						4,725,000	12/09/2020
0902526		HOMEWOOD	AL		01/29/2021	3.250	1,466,674						2,650,000	01/06/2021
0902527		SOUTHAVEN	MS		01/29/2021	3.000	4,018,775						16,400,000	01/27/2021
0902528		SILVER SPRING	MD		03/01/2021	3.600	2,773,647						4,900,000	02/11/2021
0902529		SANTA FE SPRINGS	CA		01/08/2021	3.250	3,083,243						6,200,000	12/10/2020
0902530		WARREN	MI		03/10/2021	3.500	3,640,922		3,962				6,350,000	01/12/2021
0902531		VAN NUYS	CA		02/12/2021	3.150	9,648,291						19,400,000	01/08/2021
0902532		CORONA	CA		03/23/2021	3.150	4,696,699						12,000,000	03/01/2021
0902533		GERMANTOWN	WI		02/25/2021	3.000	3,971,241						7,850,000	01/26/2021
0902534		SALINA	NY		04/30/2021	3.230	4,357,135						7,200,000	04/09/2021
0902535		SALINA	NY		04/30/2021	3.230	6,293,640						9,800,000	04/09/2021
0902536		SALINA	NY		04/30/2021	3.230	2,565,869						3,900,000	03/26/2021
0902537		OMAHA	NE		04/30/2021	3.210	7,748,769						14,200,000	04/15/2021
0902538		VISTA	CA		06/07/2021	3.450	2,724,843						5,400,000	04/08/2021
0902539		CHULA VISTA	CA		06/03/2021	3.370	4,371,853		10,188				8,500,000	04/08/2021
0902540		LIVINGSTON	NJ		06/09/2021	3.800	7,244,603						11,800,000	05/13/2021
0902541		SAN DIEGO	CA		06/02/2021	3.410	4,710,160		19,974				11,200,000	04/08/2021
0902542		CHARLESTON	SC		07/16/2021	3.750	2,038,021						3,530,000	06/10/2021
0902543		HOMEWOOD	AL		07/26/2021	3.800	5,207,212		11,788				9,050,000	07/13/2021

ANNUAL STATEMENT FOR THE YEAR 2022 OF THE AMERICAN EQUITY INVESTMENT LIFE INSURANCE COMPANY

SCHEDULE B - PART 1

Showing All Mortgage Loans OWNED December 31 of Current Year

1	2	Location		5	6	7	8	Change in Book Value/Recorded Investment					14	15
		3	4					9	10	11	12	13		
Loan Number	Code	City	State	Loan Type	Date Acquired	Rate of Interest	Book Value/Recorded Investment Excluding Accrued Interest	Unrealized Valuation Increase (Decrease)	Current Year's (Amortization)/ Accretion	Current Year's Other-Than-Temporary Impairment Recognized	Capitalized Deferred Interest and Other	Total Foreign Exchange Change in Book Value	Value of Land and Buildings	Date of Last Appraisal or Valuation
0902544		DALLAS	TX		09/08/2021	4.000	2,723,963						6,500,000	08/24/2021
0902545		TUSTIN	CA		09/01/2021	3.500	1,829,729						8,640,000	07/28/2021
0902546		HUNTINGTON BEACH	CA		09/14/2021	3.500	2,100,000						4,170,000	08/25/2021
0902547		GLEN BURNIE	MD		09/23/2021	3.500	10,655,596						18,500,000	09/08/2021
0902548		MILWAUKEE	WI		08/30/2021	3.000	9,061,040						16,400,000	08/12/2021
0902549		HUNTINGTON BEACH	CA		12/02/2021	3.150	6,829,870						18,200,000	11/05/2021
0902550		NORTH ATTLEBORO	MA		12/10/2021	3.300	5,893,156						10,600,000	12/08/2021
0902551		WALPOLE	MA		11/30/2021	3.300	30,000,000						57,900,000	11/24/2021
0902552		JACKSONVILLE	FL		11/23/2021	3.100	8,100,000						11,900,000	10/04/2021
0902553		CINCINNATI	OH		12/28/2021	3.220	5,302,456						7,720,000	12/17/2021
0902554		ELKRIDGE	MD		11/30/2021	3.060	51,500,000						97,860,000	11/24/2021
0902555		BOULDER	CO		02/10/2022	3.710	7,893,585						16,750,000	01/12/2022
0902556		FORT WORTH	TX		02/28/2022	3.370	42,300,000						79,300,000	01/27/2022
0902557		NASHVILLE	TN		04/06/2022	3.570	6,500,000						12,400,000	03/18/2022
0902558		NORTH RIDGE	CA		04/28/2022	3.430	11,758,434						27,900,000	04/26/2022
0902559		WASHINGTON	DC		04/06/2022	3.810	29,000,000						42,900,000	02/24/2022
0902560		NORTH CHARLESTON	SC		04/21/2022	3.740	32,500,000						56,800,000	04/07/2022
0902561		CHARLOTTE	NC		05/10/2022	4.000	6,885,707		5,288				21,000,000	04/28/2022
0902562		LAS VEGAS	NV		06/30/2022	4.340	20,000,000						36,600,000	06/13/2022
9905ST1	0	CHARLOTTESVILLE	VA		05/21/2018	5.500	8,462,665						16,909,091	03/23/2018
9908AVE	0	NEW YORK	NY		05/21/2018	4.419	4,642,857						12,133,072	05/15/2018
990AIR2	0	HONOLULU	HI		01/25/2018	3.677	1,818,182						2,797,212	07/27/2017
990AIR3	0	HONOLULU	HI		01/25/2018	6.086	1,818,182						2,797,212	07/27/2017
990BLK1	0	AMITYVILLE	NY		10/17/2018	4.618	5,009,503		(3,258)				8,638,190	09/12/2018
990BR01	0	NEW YORK	NY		09/11/2019	3.540	5,000,000						34,305,317	08/22/2019
990BURG	0	MIAMI	FL		01/26/2021	3.600	681,459						908,800	01/26/2021
990CART	0	VARIOUS	CA		07/11/2019	5.000	25,697,430						35,700,000	06/30/2019
990CBS1	0	LOS ANGELES	CA		06/28/2019	5.190	4,687,500						9,380,863	01/24/2019
990CLO	0	ADDISON	TX		01/22/2019	5.250	5,000,000						30,410,595	12/01/2018
990DOLL	0	BERKELEY	MO		08/05/2020	3.750	662,243						823,682	07/01/2020
990ECC1	0	WEST PALM BEACH	FL		09/28/2018	4.990	7,500,000						11,677,200	08/01/2018
990ELJ1	0	LA JOLLA	CA		08/09/2018	5.067	8,901,563						14,780,700	07/01/2018
990ELM1	0	VARIOUS	TX		05/25/2017	5.400	15,000,000						22,522,523	03/01/2017
990ESS1	0	CHICAGO	IL		10/30/2020	3.250	10,000,000						15,874,365	10/13/2020
990FAIR	0	FALLS CHURCH	VA		11/04/2020	3.300	832,000						1,152,000	11/04/2020
990GATE	0	EDWARDSVILLE	IL		01/28/2021	3.600	721,382						952,320	01/08/2021
990H&R1	0	VARIOUS	FL		06/07/2018	4.730	41,168,106						55,727,160	04/15/2018
990HAR1	0	ST. HELENA	CA		06/05/2019	4.299	4,661,625						12,376,238	05/06/2019
990HGP1	0	VARIOUS	WA		12/29/2020	3.600	551,374						727,868	12/29/2020
990HGP2	0	Various	WA		12/29/2020	3.600	616,994						8,145,311	12/29/2020
990HOW1	0	SAN FRANCISCO	CA		07/09/2019	6.737	5,184,842						28,521,360	02/01/2018
990L7A1	0	SAN FRANCISCO	CA		09/30/2020	3.000	5,000,000						9,038,756	09/22/2020
990LANE	0	NEW YORK	NY		04/15/2020	4.570	13,000,000		24,629				26,909,543	04/29/2019
990LUM1	0	LOS ANGELES	CA		12/20/2019	4.500	7,516,455						26,441,036	10/01/2019
990MAIN	0	SAN FRANCISCO	CA		04/28/2017	4.900	4,000,000						6,024,096	03/15/2017
990MOTR	0	NORWALK	CT		08/01/2018	5.120	5,000,000						8,940,400	07/18/2018
990NCAP	0	WASHINGTON	DC		12/20/2019	3.756	4,576,016			264,594			9,074,410	12/11/2019
990NMA1	0	CHICAGO	IL		10/26/2017	4.740	2,922,063			649,351			3,607,489	10/04/2017
990NMA2	0	CHICAGO	IL		12/01/2022	4.740	1,300,078						1,000,060	09/08/2021
990OCS1	0	LONG ISLAND CITY	NY		01/03/2020	4.809	11,839,130						30,425,963	12/01/2019
990OPP1	0	NEWMAN	GA		07/27/2020	3.750	789,254						1,109,333	06/01/2020
990PLH1	0	NEW YORK	NY		06/26/2019	5.483	6,500,000						13,457,557	04/29/2019

ANNUAL STATEMENT FOR THE YEAR 2022 OF THE AMERICAN EQUITY INVESTMENT LIFE INSURANCE COMPANY

SCHEDULE B - PART 1

Showing All Mortgage Loans OWNED December 31 of Current Year

1	2	Location		5	6	7	8	Change in Book Value/Recorded Investment					14	15
		3	4					9	10	11	12	13		
Loan Number	Code	City	State	Loan Type	Date Acquired	Rate of Interest	Book Value/Recorded Investment Excluding Accrued Interest	Unrealized Valuation Increase (Decrease)	Current Year's (Amortization)/ Accretion	Current Year's Other-Than-Temporary Impairment Recognized	Capitalized Deferred Interest and Other	Total Foreign Exchange Change in Book Value	Value of Land and Buildings	Date of Last Appraisal or Valuation
990RBLD	0.....	WEST HOLLYWOOD	CA.....02/22/20185.25010,200,00014,908,40001/17/2018 ...
990REN1	0.....	PHOENIX	AZ.....08/01/20185.03110,000,00015,571,54507/01/2018 ...
990RPK1	0.....	BROOKLYN	NY.....07/18/20188.625181,818760,73309/22/2022 ...
990RPK2	0.....	BROOKLYN	NY.....12/01/20228.9773,497,04313,266,67910/21/2022 ...
990SOL1	0.....	CHICAGO	IL.....09/13/20195.0005,000,0008,532,42306/09/2019 ...
990USB1	0.....	LOS ANGELES	CA.....09/15/20203.5863,941,3268,384,90008/19/2020 ...
990WEN1	0.....	ROCHESTER	NY.....11/07/20174.6184,256,9838,550,48908/21/2017 ...
BM00001	0.....	OAKLAND	CA.....11/24/20216.31828,531,31163,812,92507/15/2021 ...
BM00002	0.....	JERSEY CITY	NJ.....12/23/20216.4389,937,65437,65414,092,68308/26/2021 ...
BM00003	0.....	NEW YORK	NY.....03/11/20226.3715,063,38412,8098,551,46601/08/2020 ...
BM00004	0.....	NEW YORK	NY.....03/11/20226.37111,319,40814,06630,354,60101/08/2020 ...
BM00005	0.....	NEW YORK	NY.....03/11/20226.3712,803,6544,00211,127,01501/08/2020 ...
BM00006	0.....	SAN FRANCISCO	CA.....03/25/20227.12428,333,33339,662,70012/29/2021 ...
BM00007	0.....	ROSSLYN	VA.....04/04/20227.33634,740,71090,71053,763,44011/29/2021 ...
BM00008	0.....	BOSTON	MA.....06/29/20226.81713,200,83132,046135,428,72904/14/2022 ...
BM00009	0.....	VISALIA	CA.....08/02/20225.70318,000,00040,723,98104/22/2022 ...
BM00010	0.....	TOWSON	MD.....12/15/20226.0209,527,49021,584,00003/03/2022 ...
BM00011	0.....	QUINCY	MA.....12/15/20226.4248,860,46815,643,03708/04/2021 ...
NC00001	PORTLAND	OR.....11/30/20217.87049,500,000104,000,00011/01/2021 ...
NC00002	GLENDALE	CA.....11/30/20217.87040,800,00076,000,00010/06/2021 ...
NC00003	SAN JOSE	CA.....11/30/20217.87045,300,00097,800,00010/06/2021 ...
NC00004	SAN JOSE	CA.....11/30/20217.87039,400,00092,300,00010/06/2021 ...
NC00005	ESTES PARK	CO.....12/31/20218.22083,271,258171,000,00012/28/2021 ...
NC00006	ESTES PARK	CO.....12/31/20218.22027,000,00052,000,00012/28/2021 ...
NC00007	MOUNT PLEASANT	SC.....08/30/20227.53650,872,50094,050,00008/04/2022 ...
NC00008	SUMMERVILLE	SC.....08/30/20227.53635,126,25061,750,00008/03/2022 ...
NC00009	CHARLESTON	SC.....08/30/20227.53625,032,50047,215,00008/03/2022 ...
NC00010	TAMPA	FL.....11/09/20228.18411,335,62843,706,00010/19/2022 ...
NP00001	LOS ANGELES	CA.....11/18/20218.23437,084,278164,300,00010/01/2021 ...
NP00002	WILMER	TX.....06/02/20226.9847,294,826159,000,00001/07/2022 ...
VQ29682	0.....	ARLINGTON HEIGHTS	IL.....02/06/20188.9204,900,0008,085,00001/25/2018 ...
VQ29991	0.....	CHARLESTON	SC.....11/04/20206.92018,222,64834,030,50010/14/2020 ...
VC29904	0.....	CHARLESTON	SC.....01/02/20203.75010,579,11421,854,00012/13/2019 ...
VC29921	0.....	ORLANDO	FL.....01/16/20203.7506,257,08812,064,18912/12/2019 ...
VC29946	0.....	ORLANDO	FL.....01/16/20203.7501,293,6212,191,99112/12/2019 ...
VC29947	0.....	ORLANDO	FL.....01/16/20203.750642,2231,400,89612/12/2019 ...
VC29948	0.....	ORLANDO	FL.....01/16/20203.7502,382,3425,043,22612/12/2019 ...
VC29949	0.....	ORLANDO	FL.....01/16/20203.750951,1022,010,69812/12/2019 ...
VC29950	0.....	ORLANDO	FL.....01/16/20203.7501,379,2503,016,04712/12/2019 ...
VC29951	0.....	ORLANDO	FL.....01/16/20203.7502,443,5065,241,00012/12/2019 ...
VC29952	0.....	ORLANDO	FL.....01/16/20203.750859,3561,236,08512/12/2019 ...
VC29990	0.....	HOFFMAN ESTATES	IL.....11/02/20206.5205,000,00010,625,00010/12/2020 ...
General Loan Loss Reserve	Iowa	IA.....12/31/20221.00011,084,427(5,348,775)12/31/2022
0599999. Mortgages in good standing - Commercial mortgages-all other							3,639,931.491	(5,348,775)	399,930	913,945			7,890,598.425	XXX
990AAL1	0.....	NEW YORK	NY.....04/06/20185.0005,000,0008,011,08002/15/2018 ...
990ALB1	0.....	TRACY	CA.....08/24/20185.4105,583,3338,296,18607/18/2018 ...
990AON1	0.....	CHICAGO	IL.....10/25/20185.4505,000,00063,501,00010/01/2018 ...
990AOS1	0.....	LOS ANGELES	CA.....05/15/20175.0007,500,00012,908,77803/15/2017 ...
990APP1	0.....	SUNNYVALE	CA.....01/18/20184.6205,000,0006,502,38012/31/2017 ...
990BHP1	0.....	PHILADELPHIA	PA.....06/15/20187.1115,000,0007,715,53503/15/2018 ...
990BUSH	0.....	SAN FRANCISCO	CA.....04/25/20195.2505,000,00037,065,80009/05/2019 ...
990FEDX	0.....	BRIDGEPORT	PA.....11/16/20166.50010,000,00017,543,86010/01/2016 ...

ANNUAL STATEMENT FOR THE YEAR 2022 OF THE AMERICAN EQUITY INVESTMENT LIFE INSURANCE COMPANY

SCHEDULE B - PART 1

Showing All Mortgage Loans OWNED December 31 of Current Year

1	2	Location		5	6	7	8	Change in Book Value/Recorded Investment					14	15
		3	4					9	10	11	12	13		
Loan Number	Code	City	State	Loan Type	Date Acquired	Rate of Interest	Book Value/Recorded Investment Excluding Accrued Interest	Unrealized Valuation Increase (Decrease)	Current Year's (Amortization)/ Accretion	Current Year's Other-Than-Temporary Impairment Recognized	Capitalized Deferred Interest and Other	Total Foreign Exchange Change in Book Value	Value of Land and Buildings	Date of Last Appraisal or Valuation
990PARK	0.....	NEW YORK	NY.....		05/31/2017	5.000	16,500,000						25,581,395	04/01/2017
990PLH2	0.....	NEW YORK	NY.....		06/26/2019	7.163	10,000,000						16,920,473	04/29/2019
990SIWAN	0.....	LAKE BUENA VISTA	FL.....		11/02/2018	6.294	14,000,000						99,622,500	08/01/2018
0699999. Mortgages in good standing - Mezzanine Loans							88,583,333						303,668,987	XXX
0899999. Total Mortgages in good standing							7,589,989,971	(9,854,299)	(825,838)	920,633	112,198		14,613,307,399	XXX
1699999. Total - Restructured Mortgages														XXX
P2009023610		Charlotte	NC.....		04/06/2022	5.750	319,271		(230)				363,000	01/26/2022
P2009023276		Pattison	TX.....		03/09/2022	8.250	331,008		(153)				414,000	11/27/2021
P2009020125		Brooklyn	NY.....		12/18/2020	5.500	1,423,083		(924)				2,800,000	02/24/2020
P4211215272		Victorville	CA.....		03/09/2022	1.000		(455)					350,000	10/14/2021
P4220417977		Denver	CO.....		06/15/2022	7.375	1,504,745		(41)				1,908,000	04/25/2022
P2009020132		Issaquah	WA.....		12/18/2020	6.275	513,844		(196)				780,000	03/04/2020
P2009020656		Winter Garden	FL.....		03/26/2021	7.250	307,306		(32)				410,000	02/08/2021
P5220822011		Washington	DC.....		09/21/2022	7.750	970,127		(213)				1,280,000	07/21/2022
P2009020344		Sandy Springs	GA.....		12/30/2020	6.875	769,240	(11,573)					900,000	10/28/2020
P5220720801		Arlington	TX.....		09/21/2022	7.500	278,440	(11)					390,000	07/09/2022
P4191209357		Gilbert	AZ.....		06/25/2020	5.125	484,028		182				639,000	12/14/2019
P4220619792		West Grove	PA.....		08/10/2022	6.375	507,764		(26)				580,000	06/23/2022
P2009023672		Cleveland	OH.....		03/30/2022	6.125	91,570		(14)				122,000	12/13/2021
P2009021873		Malba	NY.....		07/30/2021	5.500	1,337,788		(738)				2,200,000	02/25/2021
P2009023706		Augusta	GA.....		03/30/2022	4.750	214,369		128				285,000	10/01/2021
P5220620079		Edgewater	NJ.....		09/21/2022	8.375	383,471		(88)				495,000	06/16/2022
P2009020506		CONYERS	GA.....		02/09/2021	6.500	290,611		(113)				362,000	11/16/2020
P2009023068		Newbury	MA.....		12/28/2021	5.500	644,115		(318)				962,000	10/21/2021
A210294		Richmond	VA.....		11/01/2021	8.000	1						260,000	10/21/2021
A320865		Miami Beach	FL.....		11/01/2021	9.000	106,250						210,000	07/08/2021
A320869		Sarasota	FL.....		11/01/2021	9.000	441,150						760,000	05/10/2021
A320899		Port Charlotte	FL.....		11/01/2021	9.000	461,250						615,000	06/11/2021
A320915		Sarasota	FL.....		11/01/2021	9.000	373,150						550,000	10/11/2021
A320951		Miami Beach	FL.....		11/01/2021	9.000	180,000						240,000	08/26/2021
A320956		Port Charlotte	FL.....		11/01/2021	9.000	216,000						300,000	10/17/2021
A320962		Englewood	FL.....		11/01/2021	9.000	1,537,500						2,050,000	08/25/2021
A350175		Somerville	AL.....		11/01/2021	8.000	84,065						230,000	08/19/2021
A430515		Cleveland Heights	OH.....		11/01/2021	9.000	130,900						175,000	08/13/2020
A600253		Chicago	IL.....		11/01/2021	7.800	766,579						1,065,000	04/20/2018
A600443		Chicago	IL.....		11/01/2021	9.000	161,200						285,000	04/12/2021
A600468		Chicago	IL.....		11/01/2021	9.000	120,600						240,000	05/25/2021
A600471		Chicago	IL.....		11/01/2021	9.000	115,200						220,000	07/15/2021
A912832		Los Gatos	CA.....		11/01/2021	10.000	2,027,455						3,800,000	09/28/2021
A914958		Los Angeles	CA.....		11/01/2021	9.000	1,760,618						5,800,000	05/10/2019
A918824		Oakland	CA.....		11/01/2021	8.000	355,000						525,000	10/15/2021
A9192800		Encino	CA.....		02/01/2022	10.000	3,042,000						18,000,000	01/31/2022
A270961		Supply	NC.....		06/01/2022	8.000	1						350,000	04/19/2022
A270962		Supply	NC.....		07/01/2022	8.250	1						400,000	05/11/2022
A919659		Los Angeles	CA.....		07/01/2022	8.000	2,811,575						11,000,000	05/12/2022
A271133		Claremont	NC.....		08/11/2022	8.250	1						388,500	05/22/2022
A271134		Claremont	NC.....		08/11/2022	8.250	1						388,500	05/22/2022
A850402		Lake Havasu City	AZ.....		09/15/2022	9.500	1						1,300,000	07/01/2022
A800124		Peyton	CO.....		09/15/2022	9.750	355,000						565,000	07/27/2022
A430710		Euclid	OH.....		09/15/2022	9.500	155,000						220,000	07/20/2022
A430720		Maple Heights	OH.....		09/15/2022	9.500	87,500						125,000	07/28/2022
A271267		Newton	NC.....		09/15/2022	9.500	1						275,000	07/07/2022

ANNUAL STATEMENT FOR THE YEAR 2022 OF THE AMERICAN EQUITY INVESTMENT LIFE INSURANCE COMPANY

SCHEDULE B - PART 1

Showing All Mortgage Loans OWNED December 31 of Current Year

1	2	Location		5	6	7	8	Change in Book Value/Recorded Investment					14	15
		3	4					9	10	11	12	13		
Loan Number	Code	City	State	Loan Type	Date Acquired	Rate of Interest	Book Value/Recorded Investment Excluding Accrued Interest	Unrealized Valuation Increase (Decrease)	Current Year's (Amortization)/ Accretion	Current Year's Other-Than-Temporary Impairment Recognized	Capitalized Deferred Interest and Other	Total Foreign Exchange Change in Book Value	Value of Land and Buildings	Date of Last Appraisal or Valuation
A430709	Euclid	OH.....09/15/2022 ..	9.500155,000225,000 07/21/2022 ...
A430713	South Euclid	OH.....09/15/2022 ..	9.500150,000200,000 08/09/2022 ...
A800123	Colorado Springs	CO.....09/15/2022 ..	9.750279,000375,000 07/20/2022 ...
P2009023979	Atlanta	GA.....06/15/2022 ..	7.990236,004(7)261,000 04/13/2022 ...
P2009024027	Flower Mound	TX.....07/13/2022 ..	6.375459,707(115)750,000 04/05/2022 ...
General Loan Loss Reserve	IOWA	IA.....12/31/2022 ..	1.000(592,025)(123,982)
1999999. Mortgages with overdue interest over 90 days-Residential mortgages-all other							26,346,465	(123,982)	(14,937)				67,388,000	XXX
990IW561	0.....	NEW YORK	NY.....04/11/2018 ..	8.2507,037,55215,873,016 02/01/2015 ...
990WTS1	0.....	NEW YORK	NY.....12/15/2017 ..	5.0005,000,0008,398,000 11/08/2017 ...
2199999. Mortgages with overdue interest over 90 days-Commercial mortgages-all other							12,037,552						24,271,016	XXX
987JCR9	0.....	HOLYOKE	MA.....02/08/2011 ..	8.50015,150,99962,507,435 01/07/2011 ...
2299999. Mortgages with overdue interest over 90 days - Mezzanine Loans							15,150,999						62,507,435	XXX
2499999. Total - Mortgages with overdue interest over 90 days							53,535,016	(123,982)	(14,937)				154,166,451	XXX
OAG1027	PIPESTONE	MN.....10/14/2020 ..	4.750786,0592,750,000 08/20/2020 ...
OAG1028	PIPESTONE	MN.....10/14/2020 ..	4.750781,2572,749,997 08/05/2020 ...
General Loan Loss Reserve	Iowa	IA.....12/31/2022 ..	1.000(4,760)(4,760) 12/31/2022 ...
2599999. Mortgages in the process of foreclosure-Farm Mortgages							1,562,556	(4,760)					5,499,997	XXX
P2009020447	PRESCOTT VALLEY	AZ.....01/14/2021 ..	5.875208,084(53)275,000 12/15/2020 ...
P4200109963	Newtown Square	PA.....06/25/2020 ..	7.2502,185,5483,000,000 02/05/2020 ...
A320873	Port Charlotte	FL.....11/01/2021 ..	9.000360,000530,000 07/16/2021 ...
A320890	Port Charlotte	FL.....11/01/2021 ..	9.000468,750625,000 07/01/2021 ...
A320901	Sarasota	FL.....11/01/2021 ..	9.00094,500150,000 07/14/2021 ...
A320909	Port Charlotte	FL.....11/01/2021 ..	9.000375,000500,000 09/16/2021 ...
A320930	Miami	FL.....11/01/2021 ..	9.000337,500450,000 08/30/2021 ...
A320943	Port Charlotte	FL.....11/01/2021 ..	9.000160,650215,000 10/17/2021 ...
A320948	Saint Petersburg	FL.....11/01/2021 ..	9.000186,150300,000 10/05/2021 ...
A320954	Miami Beach	FL.....11/01/2021 ..	9.000153,850225,000 08/25/2021 ...
A320960	Miami	FL.....11/01/2021 ..	9.000254,150355,000 09/29/2021 ...
A320961	Fort Myers	FL.....11/01/2021 ..	9.000424,150700,000 08/10/2021 ...
A320970	Miami Beach	FL.....11/01/2021 ..	9.000142,500190,000 08/18/2021 ...
A320978	Miami Beach	FL.....11/01/2021 ..	9.000161,250215,000 08/30/2021 ...
A320979	Miami Beach	FL.....11/01/2021 ..	9.000165,000220,000 10/05/2021 ...
A320980	Miami Beach	FL.....11/01/2021 ..	9.000172,500230,000 08/25/2021 ...
A320990	Port Charlotte	FL.....11/01/2021 ..	9.000306,000415,000 10/12/2021 ...
A321014	Tampa	FL.....11/01/2021 ..	9.000191,250275,000 10/27/2021 ...
A600436	Chicago	IL.....11/01/2021 ..	9.000105,200140,500 04/15/2021 ...
General Loan Loss Reserve	IOWA	IA.....12/31/2022 ..	1.000(907,753)(814,838) 12/31/2022 ...
2799999. Mortgages in the process of foreclosure-Residential mortgages-all other							5,544,279	(814,838)	(53)				9,010,500	XXX
3299999. Total - Mortgages in the process of foreclosure							7,106,835	(819,598)	(53)				14,510,497	XXX
3399999 - Totals							7,650,631,822	(10,797,879)	(840,828)	920,633	112,198		14,781,984,347	XXX

General Interrogatory:

1. Mortgages in good standing \$ unpaid taxes \$907,923 interest due and unpaid.
2. Restructured mortgages \$ unpaid taxes \$ interest due and unpaid.
3. Mortgages with overdue interest over 90 days not in process of foreclosure \$ unpaid taxes \$5,056,842 interest due and unpaid.
4. Mortgages in process of foreclosure \$ unpaid taxes \$595,997 interest due and unpaid.

ANNUAL STATEMENT FOR THE YEAR 2022 OF THE AMERICAN EQUITY INVESTMENT LIFE INSURANCE COMPANY

SCHEDULE B - PART 2

Showing All Mortgage Loans ACQUIRED AND ADDITIONS MADE During the Current Year

1 Loan Number	Location		4 Loan Type	5 Date Acquired	6 Rate of Interest	7 Actual Cost at Time of Acquisition	8 Additional Investment Made After Acquisition	9 Value of Land and Buildings
	2 City	3 State						
OAG1000	SELAH	WA		12/20/2018	4.600		9,000,000	57,753,393
OAG1015	KINGMAN	AZ		04/30/2020	7.070		7,600,000	68,476,431
OAG1057	HEREFORD	TX		09/02/2021	9.370		23,390,000	25,300,000
OAG1065	REAGAN	TX		02/04/2022	5.250	2,565,000		4,879,123
OAG1067	REAGAN	TX		02/04/2022	5.250	400,000		760,877
OAG1072	PINON	MT		03/16/2022	5.500	3,155,000		5,583,000
OAG1075	COLUMBUS	TX		03/01/2022	4.300	3,791,400		4,125,000
OAG1076	AVENAL	CA		03/10/2022	4.000	10,098,930		18,800,000
OAG1079	BARTLESVILLE	OK		04/01/2022	3.900	9,680,850		18,307,000
OAG1080	SEMINOLE	TX		01/20/2022	4.040	5,130,000		8,550,000
OAG1084	DALHART	TX		03/30/2022	4.380	15,783,038		46,100,000
OAG1085	SEMINOLE	TX		01/20/2022	8.000	393,750		8,550,000
OAG1087	SEMINOLE	TX		04/25/2022	4.150	44,901,000		75,435,000
OAG1088	DALHART	TX		03/30/2022	4.380	11,330,962		46,100,000
OAG1089	DALLAS	TX		04/11/2022	4.500	16,000,000		29,660,000
OAG1090	SEMINOLE	TX		03/22/2022	4.450	14,300,000		25,543,000
OAG1091	CHELAN	WA		05/02/2022	4.870	13,944,750		22,040,000
OAG1092	CHELAN	WA		05/02/2022	4.870	2,700,000		4,500,000
OAG1094	SEMINOLE	TX		04/25/2022	8.000	1,500,000		74,835,000
OAG1095	WILMOT	SD		06/28/2022	5.220	4,200,000		8,548,880
OAG1096	MOSES LAKE	WA		05/06/2022	5.310	7,338,000		12,230,000
OAG1097	MCURTAIN	OK		07/01/2022	5.420	1,575,000		8,840,000
OAG1098	GETTYSBURG	SD		06/14/2022	5.430	6,925,000		16,620,000
OAG1099	GUIDE ROCK	NE		07/19/2022	5.750	3,530,000		7,844,444
OAG1100	DALHART	TX		07/01/2022	5.500	1,332,000		2,220,000
OAG1101	WINNEMUCCA	NV		10/17/2022	5.900	5,075,750		9,567,860
OAG1102	LOS BANOS	CA		08/18/2022	5.890	4,050,000		6,750,000
OAG1104	GUIDE ROCK	NE		07/19/2022	5.750	300,000		666,667
OAG1105	HIGHMORE	SD		09/23/2022	5.610	3,550,000		4,278,000
OAG1111	STIGLER	OK		12/20/2022	7.250	400,000		754,290
0199999. Mortgages in good standing - Farm Mortgages						193,950,430	39,990,000	623,617,965
A210292	Henrico	VA		09/12/2022	8.000		67,098	230,000
A917213	Los Angeles	CA		09/08/2022	9.000		74,526	1,500,000
A321277	Kissimmee	FL		09/01/2022	8.500		421,680	1,340,000
A303437	Lawrenceville	GA		10/14/2022	9.750	270,000		400,000
A321254	Callahan	FL		09/19/2022	7.500		10,300	285,001
A321472	Fort Myers	FL		10/14/2022	8.500	130,500		240,000
A303512	Jonesboro	GA		11/15/2022	8.500	157,500		210,000
A918972	San Pedro	CA		09/22/2022	7.250		60,000	770,000
A321353	Daytona Beach	FL		09/26/2022	7.750		4,475	310,000
A920592	Oceanside	CA		09/16/2022	9.000		37,706	1,300,000
A321374	Dunedin	FL		09/01/2022	7.750		47,000	535,000
A370330	Murfreesboro	TN		09/15/2022	7.750		25,750	615,000
A730142	Yukon	OK		10/14/2022	9.000	126,000		205,000
A920585	Fremont	CA		09/01/2022	9.000		60,000	840,000
A920075	Oceanside	CA		09/28/2022	7.250		70,000	900,000
A751030	Austin	TX		09/28/2022	8.500		90,000	760,000
A917250	Los Angeles	CA		09/23/2022	8.500		104,000	970,000
A270765	Cornelius	NC		09/01/2022	8.000		46,398	425,000
A920418	Del Mar	CA		09/01/2022	7.750		41,500	2,400,000
A271425	Concord	NC		11/15/2022	8.500	228,750		305,000
A920839	Long Beach	CA		10/14/2022	8.500	737,750	49,750	1,100,000
A630510	Kansas City	MO		09/01/2022	8.500		171,000	1,400,000
A881241	Las Vegas	NV		10/14/2022	9.500	472,500		650,000
A918591	Los Angeles	CA		09/16/2022	8.000		49,500	1,170,000

ANNUAL STATEMENT FOR THE YEAR 2022 OF THE AMERICAN EQUITY INVESTMENT LIFE INSURANCE COMPANY

SCHEDULE B - PART 2

Showing All Mortgage Loans ACQUIRED AND ADDITIONS MADE During the Current Year

1 Loan Number	Location		4 Loan Type	5 Date Acquired	6 Rate of Interest	7 Actual Cost at Time of Acquisition	8 Additional Investment Made After Acquisition	9 Value of Land and Buildings
	2 City	3 State						
A321004	Saint Petersburg	FL		09/13/2022	7.500		17,900	260,000
A919562	San Diego	CA		09/29/2022	7.500		44,865	1,200,000
A920591	San Diego	CA		09/09/2022	7.750		4,000	1,250,000
A919530	Pacoima	CA		09/22/2022	7.000		193,500	1,000,000
A918644	National City	CA		10/13/2022	7.000		88,000	500,000
A321476	Palmetto	FL		10/14/2022	9.000	187,500		250,000
A919852	Poway	CA		09/02/2022	7.750		29,000	900,000
A918628	Encino	CA		09/01/2022	8.000		44,410	1,300,000
A350212	Center Point	AL		09/01/2022	8.000		.48	.64,000
A630491	Independence	MO		11/01/2022	7.250		59,735	113,000
A881242	Las Vegas	NV		10/14/2022	9.500	472,500		650,000
A270702	Charlotte	NC		09/01/2022	8.000		3,774	415,000
A290135	Central	SC		11/15/2022	9.000	145,000		300,000
A321468	Fort Myers	FL		10/14/2022	8.500	108,000		220,000
A919925	San Diego	CA		09/02/2022	7.500		.62,000	1,500,000
A920844	Palmdale	CA		10/14/2022	10.250	521,250		695,000
A303293	Tempe	GA		09/22/2022	8.500		57,000	220,000
A370344	Clinton	TN		09/01/2022	9.000		8,600	400,000
A915953	Santa Rosa	CA		09/12/2022	8.500		12,272	250,000
A270703	Charlotte	NC		09/01/2022	8.000		3,782	415,000
A730130	Oklahoma City	OK		10/14/2022	9.000	84,645		130,000
A920708	Poway	CA		09/16/2022	8.750		80,757	950,000
A303459	Ball Ground	GA		10/14/2022	8.500	166,600		320,000
A303463	Mableton	GA		10/14/2022	8.500	153,850		302,000
A920653	San Diego	CA		09/16/2022	8.750		133,469	1,500,000
A370379	Alcoa	TN		11/15/2022	8.500	112,500	6,000	265,000
A271362	Cameron	NC		10/14/2022	8.500	261,765		350,000
A920514	Joshua Tree	CA		11/15/2022	9.750	124,300		210,000
A918959	Los Angeles	CA		09/09/2022	8.000		35,002	700,000
A800092	Denver	CO		09/01/2022	7.500		248,347	2,300,000
A170830	Cherry Hill	NJ		09/09/2022	8.500		72,492	325,001
A321470	Fort Myers	FL		10/14/2022	8.500	112,500		210,000
A921100	San Jose	CA		11/15/2022	8.500	1,068,750		1,625,000
A920867	Winchester	CA		10/14/2022	8.750	506,250		675,000
A920224	Los Angeles	CA		09/16/2022	8.000		38,750	1,750,000
A321266	Poinciana	FL		09/12/2022	8.500		495,610	1,365,000
A920680	Aguanga	CA		09/08/2022	8.500		39,500	450,000
A303348	Monticello	GA		10/14/2022	8.500	60,200		125,000
A920239	Los Angeles	CA		10/11/2022	8.750		26,500	750,000
A271368	Beulaville	NC		10/14/2022	8.750	174,041		250,000
A370374	Cleveland	TN		11/15/2022	8.500	44,631		175,000
A370383	Knoxville	TN		11/15/2022	8.500	27,275		135,000
A303500	Lawrenceville	GA		11/15/2022	9.750	315,000		460,000
A918441	Los Angeles	CA		09/26/2022	8.500		62,500	780,000
A920951	Oceanside	CA		11/15/2022	9.000	288,900		425,000
A850366	Phoenix	AZ		10/12/2022	8.000		40,352	810,000
A919932	Woodland Hills	CA		09/09/2022	8.500		49,200	2,150,000
A303462	College Park	GA		10/14/2022	8.500	142,500		190,000
A918165	Indian Wells	CA		09/12/2022	9.000		29,000	800,000
A271228	Concord	NC		11/15/2022	9.500	26,047	29,000	325,000
A210384	Henrico	VA		10/14/2022	8.750	396,000		1,100,000
A920590	Costa Mesa	CA		09/01/2022	8.750		123,978	1,900,000
A730140	Oklahoma City	OK		10/14/2022	9.000	52,200		185,000
A980176	Kirkland	WA		09/01/2022	7.500		19,935	1,250,000
A980251	Washougal	WA		10/11/2022	8.500		51,500	450,000

ANNUAL STATEMENT FOR THE YEAR 2022 OF THE AMERICAN EQUITY INVESTMENT LIFE INSURANCE COMPANY

SCHEDULE B - PART 2

Showing All Mortgage Loans ACQUIRED AND ADDITIONS MADE During the Current Year

1 Loan Number	Location		4 Loan Type	5 Date Acquired	6 Rate of Interest	7 Actual Cost at Time of Acquisition	8 Additional Investment Made After Acquisition	9 Value of Land and Buildings
	2 City	3 State						
A271434	Charlotte	NC		11/15/2022	8.500	164,476		245,000
A730145	Sand Springs	OK		10/14/2022	9.000	123,750		165,000
A919766	Los Angeles	CA		09/01/2022	7.500		305,352	2,300,000
A270770	Shelby	NC		09/01/2022	8.000		66,534	280,000
A920909	Los Angeles	CA		11/15/2022	9.250	900,000		1,200,000
A210349	Orange	VA		10/11/2022	8.750		138,600	400,000
A271396	Charlotte	NC		10/14/2022	9.500	225,000		305,000
A303488	Stone Mountain	GA		11/15/2022	8.500	160,650		240,000
A980269	Kirkland	WA		11/15/2022	8.500	892,438		3,400,000
A919953	Los Angeles	CA		09/01/2022	8.500		776,602	11,000,001
A303495	Douglasville	GA		11/15/2022	8.500	122,400		190,000
A980190	Seattle	WA		09/01/2022	7.500		372,983	2,025,000
A920186	Anza	CA		09/16/2022	8.250		5,500	365,000
A920144	Sherman Oaks	CA		11/15/2022	9.500	901,700		3,000,000
A850293	Paradise Valley	AZ		09/22/2022	8.500		81,550	1,075,000
A210342	Virginia Beach	VA		11/15/2022	9.375	318,678		475,000
A303515	Dallas	GA		11/15/2022	8.500	73,950		125,000
A920915	Westminster	CA		10/14/2022	9.125	834,500	100,000	1,450,000
A881260	Las Vegas	NV		11/15/2022	8.750	330,000		440,000
A190042	New Castle	DE		10/14/2022	9.750	168,750		225,000
A730139	Tulsa	OK		10/14/2022	9.000	105,000		140,000
A921034	Fullerton	CA		11/15/2022	8.625	540,000		925,000
A271390	Shelby	NC		10/14/2022	9.500	8,458	48,205	250,000
A271401	Bunnlevel	NC		11/15/2022	8.500	157,500		210,000
A920931	Fountain Valley	CA		11/15/2022	9.125	907,950	60,000	1,550,000
A150277	Coatesville	PA		11/15/2022	10.000	471,500	26,000	840,000
A271442	High Point	NC		11/15/2022	9.000	96,857		135,000
A303486	Conyers	GA		11/15/2022	8.500	130,900		200,000
A303447	Atlanta	GA		10/14/2022	8.500	168,300		275,000
A980238	Seattle	WA		09/01/2022	8.500		94,751	2,600,000
A660122	Olathe	KS		11/15/2022	9.500	229,500		365,000
A271407	Moorestville	NC		11/15/2022	9.500	54,339		395,000
A916160	Belvedere Tiburon	CA		10/12/2022	9.000		57,500	1,340,000
A920808	Chula Vista	CA		11/15/2022	9.500	292,500		415,000
A920958	Carmichael	CA		11/15/2022	9.000	344,753	22,250	570,000
A917598	San Pedro	CA		09/23/2022	8.000		28,285	510,000
A920913	San Pablo	CA		11/15/2022	8.500	517,500		690,000
A320889	Treasure Island	FL		10/07/2022	8.000		10,000	1,000,000
A730163	Oklahoma City	OK		11/15/2022	9.000	112,500		170,000
A321039	Saint Petersburg	FL		09/01/2022	7.500		33,800	760,000
A271397	Winston-Salem	NC		11/15/2022	9.000	136,500		195,000
A919585	Sylmar	CA		09/14/2022	7.000		95,000	1,025,000
A500060	Des Moines	IA		11/15/2022	9.250	85,500		165,000
A919764	Newport Beach	CA		09/01/2022	7.500		387,321	4,900,000
A918653	San Francisco	CA		09/01/2022	8.500		184,588	1,475,000
A210359	Richmond	VA		09/15/2022	8.250		91,310	240,000
A980241	Seattle	WA		10/18/2022	8.250		22,000	1,100,000
A320938	Tampa	FL		10/05/2022	7.500		7,900	192,000
A271137	Rockwell	NC		10/18/2022	8.250		73,725	450,000
A920094	Alpine	CA		11/18/2022	7.250		111,000	3,500,001
A919155	Los Angeles	CA		09/30/2022	8.500		506,317	6,750,000
A917377	Torrance	CA		09/07/2022	8.500		456,700	1,250,001
A730129	Midwest City	OK		10/14/2022	9.000	105,300		160,000
A850477	Yuma	AZ		10/14/2022	10.750	137,700		225,000
A919408	Hidden Hills	CA		11/23/2022	8.000		768,674	16,000,001

ANNUAL STATEMENT FOR THE YEAR 2022 OF THE AMERICAN EQUITY INVESTMENT LIFE INSURANCE COMPANY

SCHEDULE B - PART 2

Showing All Mortgage Loans ACQUIRED AND ADDITIONS MADE During the Current Year

1 Loan Number	Location		4 Loan Type	5 Date Acquired	6 Rate of Interest	7 Actual Cost at Time of Acquisition	8 Additional Investment Made After Acquisition	9 Value of Land and Buildings
	2 City	3 State						
A850478	Prescott	AZ		11/15/2022	9.875	225,000		325,000
A321419	Clearwater	FL		10/26/2022	8.625		48,200	520,000
A920312	San Mateo	CA		09/01/2022	7.750		29,827	3,400,000
A919593	Santa Ana	CA		11/14/2022	8.000		46,950	1,550,000
A918895	North Hollywood	CA		10/24/2022	8.500		88,500	2,000,000
A919172	Huntington Beach	CA		09/16/2022	8.500		41,000	887,000
A850346	Phoenix	AZ		09/15/2022	8.500		147,883	850,000
A303465	Greenville	GA		10/14/2022	8.500	76,004		120,000
A920683	Warner Springs	CA		09/08/2022	8.500		31,500	240,000
A210347	Orange	VA		10/11/2022	8.750		59,400	400,000
A920977	Los Angeles	CA		11/15/2022	8.500	1,312,500		1,750,000
A881157	Las Vegas	NV		09/01/2022	7.250		22,997	3,200,000
A370381	Memphis	TN		11/15/2022	9.000	123,750		165,000
A150272	Penn Valley	PA		09/13/2022	9.250		176,500	1,750,000
A918886	Los Angeles	CA		11/08/2022	8.000		15,900	760,000
A170784	Plainfield	NJ		11/10/2022	7.500		12,000	1,370,000
A271343	High Point	NC		10/14/2022	9.000	88,125		117,500
A920273	Newport Beach	CA		09/01/2022	7.500		540,850	6,000,000
A921080	Pittsburg	CA		11/15/2022	8.500	270,900	34,500	535,000
A921043	Santa Clara	CA		11/15/2022	9.750	810,155		2,250,000
A271369	Jacksonville	NC		10/14/2022	8.750	221,250		295,000
A917238	Los Angeles	CA		10/20/2022	8.500		50,000	1,150,000
A919363	Westminster	CA		10/04/2022	8.500		73,000	1,300,000
A370386	Memphis	TN		11/15/2022	9.000	131,250		175,000
A270351	Hickory	NC		09/01/2022	9.000		3,704	145,000
A271423	Lincolnton	NC		11/15/2022	8.500	165,375		255,000
A321490	Palm City	FL		11/15/2022	9.500	539,991		775,000
A303438	Snellville	GA		11/15/2022	9.750	184,500		335,000
A800099	Denver	CO		09/01/2022	7.500		8,280	1,675,000
A919699	Los Angeles	CA		09/01/2022	8.000		18,099	1,700,000
A321385	Hastings	FL		10/05/2022	9.000		67,550	305,000
A270958	Gastonia	NC		09/21/2022	8.250		52,400	275,000
A918663	Encino	CA		10/06/2022	8.000		80,069	1,900,000
A271103	Charlotte	NC		09/01/2022	8.250		155,221	370,000
A321359	Surfside	FL		09/01/2022	8.000		291,674	11,000,000
A730154	Oklahoma City	OK		11/15/2022	9.000	83,700		145,000
A303511	Woodstock	GA		11/15/2022	8.500	142,500		190,000
A321505	Stuart	FL		11/15/2022	9.750	196,200		330,000
A920632	Pittsburg	CA		09/02/2022	8.750		78,100	600,000
A919186	Garden Grove	CA		09/20/2022	8.500		43,500	800,000
A970068	Warren	OR		09/14/2022	8.500		77,000	425,000
A150261	Philadelphia	PA		09/30/2022	8.000		53,685	210,000
A919493	Pacoima	CA		09/22/2022	8.500		143,000	850,000
A210316	Richmond	VA		10/18/2022	8.000		14,625	9,000
A271000	Indian Trail	NC		09/01/2022	8.000		205,298	385,000
A919471	Mountain View	CA		09/01/2022	7.500		115,753	4,500,000
A920492	Fountain Valley	CA		10/03/2022	8.500		120,000	1,610,000
A980253	Bellevue	WA		09/01/2022	7.500		20,731	3,250,000
A210350	Locust Grove	VA		09/13/2022	8.750		160,000	445,000
A303504	Jonesboro	GA		11/15/2022	8.500	124,100		195,000
A920675	Napa	CA		10/03/2022	9.250		90,366	1,350,000
A920133	Los Angeles	CA		09/01/2022	7.750		28,395	3,100,000
A370382	Memphis	TN		11/15/2022	9.000	105,000		140,000
A321483	Sarasota	FL		11/15/2022	8.500	340,750	15,500	545,000
A430702	Maple Heights	OH		09/02/2022	8.500		58,750	159,500

ANNUAL STATEMENT FOR THE YEAR 2022 OF THE AMERICAN EQUITY INVESTMENT LIFE INSURANCE COMPANY

SCHEDULE B - PART 2

Showing All Mortgage Loans ACQUIRED AND ADDITIONS MADE During the Current Year

1 Loan Number	Location		4 Loan Type	5 Date Acquired	6 Rate of Interest	7 Actual Cost at Time of Acquisition	8 Additional Investment Made After Acquisition	9 Value of Land and Buildings
	2 City	3 State						
A850457	Phoenix	AZ		09/01/2022	7.500		55,852	2,300,000
A919223	Los Angeles	CA		09/01/2022	8.500		309,743	2,350,000
A918416	Los Angeles	CA		09/27/2022	8.500		207,181	1,530,000
A270957	Gastonia	NC		09/01/2022	8.000		149,306	375,000
A320947	Saint Petersburg	FL		09/01/2022	7.500		112,950	725,000
A751090	Donna	TX		11/15/2022	9.750	184,500		250,000
A920927	Los Angeles	CA		11/15/2022	9.750	5,831,150	214,164	17,000,000
A921068	Newport Beach	CA		11/15/2022	8.500	4,725,000		6,300,000
A850446	Phoenix	AZ		09/01/2022	8.500		44,989	2,100,000
A919785	Van Nuys	CA		11/03/2022	7.000		106,000	1,250,000
A800132	Denver	CO		11/15/2022	8.500	531,250		775,000
A730148	Midwest City	OK		10/14/2022	9.000	55,800		120,000
A980177	Kirkland	WA		09/01/2022	7.500		21,964	1,200,000
A920414	Los Angeles	CA		10/14/2022	9.250		67,300	2,000,000
A918633	Los Angeles	CA		09/28/2022	8.000		77,091	1,620,000
A920928	Lake Elsinore	CA		11/15/2022	8.500	178,200		450,001
A880952	Las Vegas	NV		11/14/2022	7.000		122,717	1,175,000
A921113	San Diego	CA		11/15/2022	9.000	484,000	14,000	700,000
A271404	Oriental	NC		11/15/2022	9.500	192,500		260,000
A271406	Charlotte	NC		11/15/2022	9.500	1		390,000
A303464	Riverdale	GA		10/14/2022	8.500	37,485		80,000
A321322	Miami Beach	FL		09/26/2022	8.000		20,250	3,200,000
A921105	San Marcos	CA		11/15/2022	9.000	523,300	31,750	850,000
A850443	Phoenix	AZ		10/19/2022	8.250		222,903	2,200,000
A920489	Tustin	CA		09/16/2022	8.500		90,500	1,200,000
A919598	San Francisco	CA		10/27/2022	7.500		200,000	3,200,000
A917683	Los Angeles	CA		09/08/2022	8.500		210,000	1,100,000
A430555	Washington Court House	OH		09/16/2022	8.000		39,265	145,000
A916005	West Hollywood	CA		09/30/2022	8.000		151,742	1,750,000
A921094	San Diego	CA		11/15/2022	8.500	890,388		1,200,000
A303490	Ellenwood	GA		11/15/2022	8.500	176,799		265,000
A430586	Lakewood	OH		09/09/2022	8.000		31,813	530,000
A210291	Richmond	VA		10/25/2022	8.000		12,330	30,000
A919721	Woodland Hills	CA		11/15/2022	10.000	1,100,595		3,400,000
A321257	Saint Petersburg	FL		10/19/2022	8.500		32,000	900,000
A660112	Wichita	KS		09/21/2022	8.750		10,973	85,000
A271424	Summerfield	NC		11/15/2022	9.500	57,958	20,900	200,000
A920269	La Jolla	CA		09/01/2022	7.750		65,000	5,100,000
A210371	Virginia Beach	VA		10/14/2022	9.375	301,050		430,000
A920348	Los Angeles	CA		09/29/2022	8.750		25,000	1,450,000
A921093	Vallejo	CA		11/15/2022	11.000	232,000		490,000
A920357	Sacramento	CA		09/01/2022	8.500		61,210	590,000
A370384	Rockwood	TN		11/15/2022	8.500	34,885		180,000
A321342	Saint Petersburg	FL		09/20/2022	7.750		60,000	500,000
A270767	Shelby	NC		09/01/2022	8.000		69,020	280,000
A920992	Camarillo	CA		11/15/2022	9.000	540,000		745,000
A917743	Los Angeles	CA		11/01/2022	8.500		215,000	800,000
A751022	Austin	TX		09/28/2022	8.500		90,000	750,000
A370366	Knoxville	TN		10/14/2022	8.500	136,630		220,000
A920962	Yucaipa	CA		11/15/2022	9.000	292,500		480,000
A850281	Phoenix	AZ		11/17/2022	9.000		147,307	630,000
A460247	Indianapolis	IN		09/01/2022	9.000		80,686	59,000
A303523	Atlanta	GA		11/15/2022	8.500	101,150		160,000
A918253	La Jolla	CA		09/01/2022	8.750		574,724	8,000,000
A430621	Gates Mills	OH		09/01/2022	9.000		191,604	1,000,000

ANNUAL STATEMENT FOR THE YEAR 2022 OF THE AMERICAN EQUITY INVESTMENT LIFE INSURANCE COMPANY

SCHEDULE B - PART 2

Showing All Mortgage Loans ACQUIRED AND ADDITIONS MADE During the Current Year

1 Loan Number	Location		4 Loan Type	5 Date Acquired	6 Rate of Interest	7 Actual Cost at Time of Acquisition	8 Additional Investment Made After Acquisition	9 Value of Land and Buildings
	2 City	3 State						
A800129	Denver	CO		11/15/2022	8.500	462,154		1,850,000
A918032	Los Angeles	CA		09/01/2022	8.000	257,315		1,850,000
A270701	Charlotte	NC		09/01/2022	8.000	95,138		385,000
A271200	Charlotte	NC		09/01/2022	8.500	146,206		450,000
A600520	Lake In The Hills	IL		10/14/2022	8.750	217,500		435,000
A370350	Clarksville	TN		09/01/2022	8.000	65,000		390,000
A918375	Sacramento	CA		10/07/2022	8.500	170,715		825,000
A303475	Atlanta	GA		11/15/2022	8.500	81,600		140,000
A919974	Perris	CA		09/01/2022	8.000	27,500		360,000
A916632	Pasadena	CA		10/13/2022	8.500	46,162		1,700,000
A917999	Los Angeles	CA		11/18/2022	8.000	227,150		2,810,000
A980256	Sammanish	WA		09/29/2022	7.750	160,500		1,700,000
A270964	Supply	NC		10/05/2022	8.000	118,156		400,000
A430724	Akron	OH		10/14/2022	9.000	40,035		145,000
A321488	Hastings	FL		11/15/2022	10.250	1		295,000
A800090	Denver	CO		09/01/2022	7.500	751		1,150,000
A918476	San Diego	CA		11/09/2022	7.000	45,000		695,000
A730143	Oklahoma City	OK		10/14/2022	9.000	87,750		145,000
A321345	North Miami	FL		10/14/2022	9.000	2,310,000		3,300,000
A920790	Elk Grove	CA		09/16/2022	8.500	66,000		800,000
A918785	Los Angeles	CA		10/11/2022	8.000	33,000		1,275,000
A730134	Midwest City	OK		10/14/2022	9.000	98,100		150,000
A919856	Los Angeles	CA		10/24/2022	8.000	20,500		2,000,000
A920305	Los Angeles	CA		09/30/2022	8.250	137,285		1,700,001
A271363	Winston-Salem	NC		10/14/2022	8.500	281,250		375,000
A919500	Garden Grove	CA		09/16/2022	8.500	112,000		1,250,000
A917640	San Diego	CA		09/01/2022	8.500	11,230		800,000
A918208	Hidden Hills	CA		09/01/2022	8.500	1,327,722		7,125,000
A270960	Supply	NC		10/05/2022	8.000	80,202		400,000
A919282	La Jolla	CA		09/22/2022	7.500	47,000		5,900,000
A271344	High Point	NC		10/14/2022	9.000	86,250		115,000
A430742	Kettering	OH		11/15/2022	9.250	305,532		660,000
A321410	Miami Beach	FL		09/15/2022	8.750	111,653		8,000,000
A430593	Chagrin Falls	OH		09/13/2022	8.000	37,000		200,000
A271410	Gastonia	NC		11/15/2022	9.500	2,863		350,000
A303480	Mcdonough	GA		11/15/2022	8.500	124,950		210,000
A270267	Leicester	NC		10/26/2022	8.500	64,107		166,500
A881263	Las Vegas	NV		11/15/2022	8.750	292,500		390,000
A920974	Perris	CA		11/15/2022	8.500	198,000	12,500	345,000
A920017	Tarzana	CA		09/01/2022	8.000	794,408		4,850,000
A917945	Los Angeles	CA		09/14/2022	8.500	92,000		340,000
A320891	Gulfport	FL		09/01/2022	8.000	56,400		750,000
A918376	Compton	CA		10/11/2022	8.500	140,000		250,000
A271412	High Point	NC		11/15/2022	8.500	130,635		300,000
A920071	El Cajon	CA		09/28/2022	7.250	58,975		750,000
A918141	Santa Rosa	CA		09/16/2022	9.000	362,500		390,000
A918748	Sacramento	CA		09/29/2022	9.000	113,985		1,700,000
A630449	Independence	MO		09/01/2022	7.250	10,100		34,000
A321289	Vero Beach	FL		09/01/2022	9.750	3,068		660,000
A850481	Golden Valley	AZ		11/15/2022	9.000	54,000		90,000
A350210	Jemison	AL		09/01/2022	8.000	16,263		72,500
A303493	Covington	GA		11/15/2022	8.500	108,800		172,000
A919494	Los Angeles	CA		09/01/2022	8.500	288,514		9,000,000
A921024	Long Beach	CA		11/15/2022	9.000	976,831		1,650,000
A919851	Pleasant Hill	CA		10/12/2022	7.000	65,000		900,000

ANNUAL STATEMENT FOR THE YEAR 2022 OF THE AMERICAN EQUITY INVESTMENT LIFE INSURANCE COMPANY

SCHEDULE B - PART 2

Showing All Mortgage Loans ACQUIRED AND ADDITIONS MADE During the Current Year

1 Loan Number	Location		4 Loan Type	5 Date Acquired	6 Rate of Interest	7 Actual Cost at Time of Acquisition	8 Additional Investment Made After Acquisition	9 Value of Land and Buildings
	2 City	3 State						
A919180	Vacaville	CA		09/06/2022	8.500		22,000	500,000
A321335	Winter Garden	FL		10/17/2022	7.750		9,450	350,000
A918761	Los Angeles	CA		09/01/2022	8.000		245,826	1,650,000
A730158	Oklahoma City	OK		11/15/2022	9.000	85,500		145,000
A920968	San Diego	CA		10/14/2022	8.750	591,500	118,700	975,000
A303492	Winston	GA		11/15/2022	8.500	129,200		200,000
A730153	Del City	OK		11/15/2022	9.000	74,250		125,000
A850475	Phoenix	AZ		11/15/2022	8.500	393,575		2,150,000
A271415	Greensboro	NC		11/15/2022	9.500	116,582		250,000
A850416	Phoenix	AZ		09/01/2022	7.500		14,922	2,100,000
A918855	Los Angeles	CA		09/01/2022	8.000		213,245	1,375,000
A917955	Reseda	CA		09/29/2022	8.500		37,750	650,000
A630492	Independence	MO		10/25/2022	7.250		14,868	54,000
A920994	Torrance	CA		11/15/2022	8.500	942,750		1,300,000
A918415	Los Angeles	CA		09/01/2022	8.000		419,248	1,800,000
A271420	Jacksonville	NC		11/15/2022	8.750	217,500		290,000
A920893	Upland	CA		10/14/2022	8.500	549,000		800,000
A920837	Long Beach	CA		11/15/2022	8.750	1,812,500		2,750,000
A303451	Mcdonough	GA		10/14/2022	8.500	168,300		260,000
A881224	Spring Creek	NV		10/14/2022	10.750	136,301	1,221	240,000
A800125	Peyton	CO		10/01/2022	9.500		524,012	5,375,000
A920074	Escondido	CA		11/09/2022	7.250		25,000	850,000
A919610	Woodland Hills	CA		11/15/2022	10.000	1,064,693	78,200	3,700,000
A919087	Los Angeles	CA		09/01/2022	7.500		168,260	1,700,000
A271268	Charlotte	NC		09/23/2022	9.500		130,809	285,000
A918923	Los Angeles	CA		11/17/2022	7.250		50,000	630,000
A370372	Memphis	TN		10/14/2022	9.000	87,500		125,000
A270700	Charlotte	NC		09/01/2022	8.000		20,741	415,000
A271054	Mills River	NC		09/08/2022	9.000		50,700	1,200,000
A919321	Culver City	CA		09/01/2022	8.500		109,551	2,650,000
A920970	San Diego	CA		10/14/2022	8.500	720,000		1,150,000
A321514	Titusville	FL		11/15/2022	9.500	157,490		250,000
A918207	Hidden Hills	CA		09/01/2022	8.500		1,643,706	14,500,000
A271399	Huntersville	NC		11/15/2022	8.500	321,750		480,000
A370377	Memphis	TN		11/15/2022	9.000	97,500		130,000
A916956	Pacific Palisades	CA		09/01/2022	8.500		14,086	1,770,000
A919950	La Mesa	CA		10/14/2022	8.500	549,000	86,350	950,000
A915954	Reseda	CA		10/05/2022	10.000		10,800	420,000
A980172	Seattle	WA		09/01/2022	7.500		274,567	1,980,000
A921057	Long Beach	CA		11/15/2022	8.500	359,000		615,000
A918481	Malibu	CA		09/14/2022	7.000		727,498	6,350,000
A210358	Richmond	VA		09/13/2022	8.250		75,715	265,000
A271398	Greensboro	NC		10/14/2022	8.500	165,000		220,000
A751087	Wichita Falls	TX		11/15/2022	9.000	82,098		115,000
A850447	Phoenix	AZ		09/01/2022	7.500		224,152	1,950,000
A919018	Campbell	CA		11/18/2022	7.000		9,000	1,000,000
A920861	Rohnert Park	CA		10/14/2022	9.000	225,000		300,000
A800111	Denver	CO		09/01/2022	7.500		28,913	2,500,000
A210337	Richmond	VA		09/22/2022	8.000		10,200	250,000
A917960	Palm Springs	CA		09/13/2022	9.000		54,100	1,100,000
A271264	Kannapolis	NC		09/23/2022	9.500		148,054	500,000
A920926	Palmdale	CA		10/14/2022	8.875	397,500		530,000
A919526	San Jose	CA		11/15/2022	8.500	1,389,912		4,000,000
A918262	La Quinta	CA		09/16/2022	8.000		439,776	3,750,000
A270375	Charlotte	NC		09/08/2022	8.000		57,400	410,000

ANNUAL STATEMENT FOR THE YEAR 2022 OF THE AMERICAN EQUITY INVESTMENT LIFE INSURANCE COMPANY

SCHEDULE B - PART 2

Showing All Mortgage Loans ACQUIRED AND ADDITIONS MADE During the Current Year

1 Loan Number	Location		4 Loan Type	5 Date Acquired	6 Rate of Interest	7 Actual Cost at Time of Acquisition	8 Additional Investment Made After Acquisition	9 Value of Land and Buildings
	2 City	3 State						
A980250	Spokane	WA		10/14/2022	10.000	36,451	304	2,107,500
A920822	Whittier	CA		11/15/2022	9.500	1,188,887		11,500,002
A210338	Richmond	VA		09/12/2022	8.000		73,390	330,000
A920264	Menlo Park	CA		09/01/2022	7.500		111,170	4,300,000
A271269	Maiden	NC		09/26/2022	9.500		117,568	255,000
A918770	Yorba Linda	CA		10/11/2022	8.500		149,212	1,160,000
A730135	Oklahoma City	OK		10/14/2022	9.000	220,500		350,000
A920558	San Francisco	CA		09/01/2022	8.500		201,377	5,000,000
A850479	Phoenix	AZ		11/15/2022	8.500	287,034		2,300,000
A881239	Spring Creek	NV		10/14/2022	10.750	148,741	1,332	225,000
A918901	Los Angeles	CA		09/01/2022	7.500		52,477	1,995,000
A271441	Greensboro	NC		11/15/2022	9.000	116,027		159,000
A210329	Richmond	VA		09/19/2022	8.000		76,440	350,000
A430701	Cleveland Heights	OH		11/23/2022	8.250		24,250	235,000
A270965	Supply	NC		10/05/2022	8.000		69,461	400,000
A919165	Los Angeles	CA		10/11/2022	8.000		55,000	415,000
A919271	Stanton	CA		10/04/2022	8.500		42,000	900,000
A321482	Daytona Beach	FL		11/15/2022	8.625	112,500		250,000
A920642	Sunnyvale	CA		09/29/2022	8.000		110,500	1,750,000
A915198	Beverly Hills	CA		09/08/2022	8.000		52,601	1,900,000
A919537	Menlo Park	CA		09/01/2022	7.500		104,708	7,000,000
A751031	Austin	TX		10/26/2022	8.500		6,000	750,000
A919225	Garden Grove	CA		09/16/2022	8.500		95,000	710,000
A920245	Malibu	CA		09/01/2022	8.500		1,018,024	15,000,000
A921095	Madera	CA		11/15/2022	8.500	250,750		475,000
A321210	Orlando	FL		09/26/2022	7.500		51,175	575,000
A321489	Surfside	FL		11/15/2022	9.250	1,057,457		3,550,000
A270939	Hickory	NC		09/01/2022	8.000		177,440	465,000
A920171	Santa Barbara	CA		09/23/2022	7.950		74,000	3,750,000
A920897	San Diego	CA		10/14/2022	8.500	675,000		900,000
A980208	Seattle	WA		09/01/2022	7.500		18,327	1,950,000
A321461	Jacksonville	FL		10/14/2022	8.750	106,200		195,000
A919303	Morgan Hill	CA		09/26/2022	8.500		90,000	1,250,000
A271411	Gastonia	NC		11/15/2022	9.500	2,859		350,000
A980270	Bellevue	WA		11/15/2022	8.500	1,338,419		8,000,000
A270954	Gastonia	NC		09/21/2022	8.000		33,400	280,000
A919360	Santa Ana	CA		09/16/2022	8.500		49,000	800,000
A919374	Los Angeles	CA		09/01/2022	7.000		429,520	12,400,001
A920427	Buena Park	CA		10/04/2022	8.250		5,000	1,170,000
A920370	San Mateo	CA		09/01/2022	7.750		28,362	2,600,000
A920955	Castaic	CA		11/15/2022	8.875	506,250		675,000
A150205	Allentown	PA		09/08/2022	10.000		43,750	150,000
A480448	Rochester Hills	MI		11/15/2022	10.500	147,700		211,000
A210360	Richmond	VA		09/07/2022	8.250		105,865	330,000
A920878	Buena Park	CA		10/14/2022	8.625	517,500		900,000
A919690	Los Angeles	CA		09/16/2022	9.250		141,625	2,250,000
A918003	Los Angeles	CA		09/01/2022	7.000		942,279	1,400,001
A920339	San Diego	CA		09/28/2022	7.500		113,350	1,150,000
A918517	San Diego	CA		09/22/2022	7.000		70,000	985,000
A321431	Tampa	FL		11/15/2022	9.000	123,800	10,000	185,000
A980126	Seattle	WA		09/01/2022	7.500		413,417	2,900,000
A919161	Northridge	CA		11/03/2022	7.000		95,000	730,000
A919833	Garden Grove	CA		10/25/2022	8.000		10,000	1,250,000
A710042	Searcy	AR		10/14/2022	8.750	126,000		250,000
A271227	Concord	NC		10/13/2022	9.000		59,500	300,000

ANNUAL STATEMENT FOR THE YEAR 2022 OF THE AMERICAN EQUITY INVESTMENT LIFE INSURANCE COMPANY

SCHEDULE B - PART 2

Showing All Mortgage Loans ACQUIRED AND ADDITIONS MADE During the Current Year

1 Loan Number	Location		4 Loan Type	5 Date Acquired	6 Rate of Interest	7 Actual Cost at Time of Acquisition	8 Additional Investment Made After Acquisition	9 Value of Land and Buildings
	2 City	3 State						
A271433	Raeford	NC		11/15/2022	8.500	165,208		225,000
A210287	Richmond	VA		10/21/2022	8.000		146,813	335,000
A919842	Lake Balboa	CA		10/19/2022	7.000		138,000	1,550,000
A918491	Oceanside	CA		10/21/2022	7.000		37,500	1,050,000
A980182	Seattle	WA		09/01/2022	7.500		28,327	850,000
A630548	Willard	MO		10/14/2022	9.625	216,000		330,000
A920129	Berkeley	CA		09/01/2022	8.500		84,332	1,700,000
A881166	Las Vegas	NV		09/22/2022	7.750		98,500	1,200,000
A980215	Seattle	WA		09/15/2022	7.500		10,590	1,150,000
A751023	Austin	TX		10/26/2022	8.500		6,000	765,000
A881256	Pahrump	NV		11/15/2022	9.000	135,000		205,000
A271367	High Point	NC		11/15/2022	9.000	93,879		133,000
A920221	Mariposa	CA		10/17/2022	7.250		47,000	610,000
A920072	Oakland	CA		11/18/2022	8.000		90,000	3,100,000
A321423	Orlando	FL		09/14/2022	8.625		38,375	500,000
A730152	Oklahoma City	OK		11/15/2022	9.000	108,900		195,000
A800113	Denver	CO		09/01/2022	7.500		29,813	1,800,000
A918094	Santa Clarita	CA		09/01/2022	9.000		69,226	1,505,000
A920493	Los Angeles	CA		09/01/2022	7.500		395,322	6,000,000
A920330	San Jose	CA		09/01/2022	8.500		38,000	2,200,000
A920127	Menifee	CA		09/29/2022	9.000		2,500	410,000
A500059	Des Moines	IA		11/15/2022	9.250	135,000		265,000
A210295	Richmond	VA		09/09/2022	8.000		153,340	390,001
A730132	Oklahoma City	OK		10/14/2022	9.000	127,350		190,000
A920641	Sunnyvale	CA		10/12/2022	8.500		113,000	1,750,000
A430727	Cleveland	OH		10/14/2022	9.000	42,500		130,000
A918762	San Diego	CA		10/12/2022	7.000		162,000	660,000
A980141	Kirkland	WA		09/01/2022	8.000		58,011	1,500,000
A430704	Cleveland Heights	OH		10/14/2022	9.250	72,531		260,000
A270297	Statesville	NC		11/07/2022	9.000		19,000	20,000
A303489	Atlanta	GA		11/15/2022	8.500	117,300		175,000
A730168	Tulsa	OK		11/15/2022	9.000	176,250		235,000
A150233	Philadelphia	PA		10/20/2022	8.000		30,000	1,150,000
A919736	Culver City	CA		11/15/2022	8.500	862,995		2,800,000
A321386	Orlando	FL		09/13/2022	8.000		62,350	500,000
A321278	Sarasota	FL		09/09/2022	7.500		21,500	720,000
A918402	Los Angeles	CA		09/21/2022	8.000		118,000	1,650,000
A150265	Philadelphia	PA		09/30/2022	8.000		50,435	195,000
A751028	Austin	TX		10/27/2022	8.500		6,000	765,000
A918370	Los Angeles	CA		09/01/2022	8.000		509,115	4,500,000
A150209	Villanova	PA		11/28/2022	8.500		77,875	410,000
A921006	Oakland	CA		11/15/2022	9.750	581,000	12,000	1,000,000
A350192	Athens	AL		09/01/2022	8.000		48,404	98,000
A350216	Huntsville	AL		09/20/2022	8.000		3,261	115,000
A918887	San Marcos	CA		09/21/2022	7.000		40,000	660,000
A751047	Greenville	TX		10/07/2022	9.375		114,798	450,000
A918406	Somis	CA		10/07/2022	8.750		77,000	960,000
A210381	Richmond	VA		11/15/2022	8.750	219,800		315,000
A918685	Oakland	CA		09/01/2022	8.500		331,324	500,000
A917079	Los Angeles	CA		09/01/2022	8.500		88,924	1,020,000
A920417	San Diego	CA		10/14/2022	8.500	866,600	150,000	2,400,000
A917327	Pacific Palisades	CA		09/01/2022	8.000		668,857	6,200,000
A918947	Woodland Hills	CA		10/07/2022	7.250		20,000	1,250,000
A210389	Richmond	VA		11/15/2022	10.750	409,500		620,000
A370364	Memphis	TN		10/14/2022	9.000	82,600		118,000

ANNUAL STATEMENT FOR THE YEAR 2022 OF THE AMERICAN EQUITY INVESTMENT LIFE INSURANCE COMPANY

SCHEDULE B - PART 2

Showing All Mortgage Loans ACQUIRED AND ADDITIONS MADE During the Current Year

1 Loan Number	Location		4 Loan Type	5 Date Acquired	6 Rate of Interest	7 Actual Cost at Time of Acquisition	8 Additional Investment Made After Acquisition	9 Value of Land and Buildings
	2 City	3 State						
A850403	ScottsdaleAZ		10/19/2022	8.000		184,105	1,700,000
A920757	Tempe CityCA		09/16/2022	9.000		71,113	1,100,000
A919196	Van NuysCA		11/28/2022	7.000		90,000	735,000
A917911	Los AngelesCA		09/23/2022	8.500		39,042	1,250,000
A918471	Santa BarbaraCA		09/09/2022	8.500		40,500	3,750,000
A271381	Winston-SalemNC		10/14/2022	9.500	94,500		160,000
A271418	RichlandsNC		11/15/2022	8.750	184,275		250,000
A920518	OceansideCA		09/13/2022	8.000		65,300	850,000
A921028	Redondo BeachCA		11/15/2022	8.500	820,250		1,115,000
A980226	SeattleWA		09/01/2022	7.500		179,711	2,400,000
A303499	CarrolltonGA		11/15/2022	8.500	73,950		125,000
A480436	Royal OakMI		11/15/2022	8.250	270,000		360,000
A271266	KannapolisNC		11/15/2022	9.500		40,570	285,000
A920522	Cathedral CityCA		09/15/2022	8.500		39,000	350,000
A920440	Hidden HillsCA		09/01/2022	8.250		102,639	16,000,000
A321496	JacksonvilleFL		11/15/2022	8.750	157,500		240,000
A920863	VacavilleCA		10/14/2022	9.000	198,750		285,000
A920990	Los AngelesCA		11/15/2022	10.000	612,500		875,000
A918586	Los AngelesCA		10/20/2022	8.500		279,000	1,300,000
A303484	AtlantaGA		11/15/2022	8.500	160,650		235,000
A170788	LindenNJ		11/10/2022	7.500		8,000	4,142,475
A630556	St. LouisMO		11/15/2022	10.250	296,000	19,750	620,000
A920942	CarsonCA		11/15/2022	8.625	506,250		675,000
A150232	PhiladelphiaPA		09/12/2022	8.000		30,000	1,380,000
A920891	BarstowCA		10/14/2022	10.250	157,500		280,000
A920009	Los AngelesCA		09/02/2022	10.000		147,500	1,700,000
A920957	North HighlandsCA		11/15/2022	9.000	315,000		425,000
A730155	Oklahoma CityOK		11/15/2022	9.000	63,000		125,000
A271051	Mills RiverNC		09/08/2022	9.000		38,000	1,200,000
A918904	North Hollywood AreaCA		09/01/2022	8.000		169,078	1,110,000
A917970	EncinoCA		10/05/2022	7.500		290,000	6,000,000
A920117	San DiegoCA		09/01/2022	7.750		14,500	1,400,000
A919548	San JoseCA		11/15/2022	8.500	1,208,736		3,600,000
A800119	DenverCO		11/15/2022	8.500	637,500		900,000
A918573	La JollaCA		09/01/2022	8.000		17,500	2,150,000
A321364	Miami ShoresFL		10/21/2022	8.250		21,850	2,500,000
A271428	ReidsvilleNC		10/14/2022	8.500	144,000		200,000
A919262	Manhattan BeachCA		09/01/2022	8.500		125,525	3,700,000
A370267	White BluffTN		09/01/2022	9.000		49,448	380,000
A170837	WestvilleNJ		11/15/2022	9.000	96,322		335,000
A980257	SeattleWA		10/19/2022	8.625		131,250	1,400,000
A918776	BurlingameCA		09/01/2022	7.500		663,587	3,650,000
A321497	JacksonvilleFL		11/15/2022	9.000	90,000		140,000
A370268	NashvilleTN		09/01/2022	9.000		95,487	640,000
A920635	VistaCA		09/21/2022	8.750		126,543	900,000
A920154	San DiegoCA		09/06/2022	7.250		27,000	2,500,000
A430706	Shaker HeightsOH		11/15/2022	9.000	209,960		415,000
A980264	KirklandWA		10/14/2022	8.500	769,635	5,452	3,200,000
A271391	ShelbyNC		11/15/2022	9.500	50,520		250,000
A918798	SacramentoCA		09/01/2022	8.500		26,064	740,000
A290148	PickensSC		11/15/2022	10.000	145,000		290,000
A271385	HuntersvilleNC		11/15/2022	9.500	8,250		365,000
A271348	High PointNC		10/14/2022	9.000	93,750		125,000
A918712	LawndaleCA		09/01/2022	8.000		38,950	850,000
A880914	Las VegasNV		11/17/2022	7.000		141,023	875,000

ANNUAL STATEMENT FOR THE YEAR 2022 OF THE AMERICAN EQUITY INVESTMENT LIFE INSURANCE COMPANY

SCHEDULE B - PART 2

Showing All Mortgage Loans ACQUIRED AND ADDITIONS MADE During the Current Year

1 Loan Number	Location		4 Loan Type	5 Date Acquired	6 Rate of Interest	7 Actual Cost at Time of Acquisition	8 Additional Investment Made After Acquisition	9 Value of Land and Buildings
	2 City	3 State						
A881266	Henderson	NV		11/15/2022	8.750	373,460		550,000
A919152	Los Angeles	CA		09/01/2022	8.250		209,884	1,320,000
A751027	Austin	TX		10/27/2022	8.500		6,000	755,000
A271280	High Point	NC		10/11/2022	7.750		37,500	270,000
A917672	Los Angeles	CA		09/08/2022	8.500		315,000	1,100,000
A210383	Franklin	VA		10/14/2022	9.375	85,770		170,000
A751004	Austin	TX		09/01/2022	9.000		146,900	2,300,000
A920989	San Diego	CA		10/14/2022	8.500	687,373	91,500	1,075,000
A303308	Martinez	GA		09/01/2022	8.250		2,012	240,000
A920344	Costa Mesa	CA		09/14/2022	8.750		114,766	1,850,000
A920884	Lancaster	CA		10/14/2022	8.750	315,000		440,000
A920523	Hidden Hills	CA		09/01/2022	8.000		696,600	9,750,000
A271417	Raeform	NC		11/15/2022	8.500	141,750		205,000
A800082	Denver	CO		09/01/2022	7.500		10,941	1,900,000
A919511	Sherman Oaks	CA		09/01/2022	7.500		233,542	2,850,000
A271446	High Point	NC		11/15/2022	9.500	129,989		280,000
A980195	Seattle	WA		09/01/2022	7.500		104,776	2,370,000
A270159	Lexington	NC		09/20/2022	8.500		7,825	65,000
A271392	Beulaville	NC		10/14/2022	8.750	153,090		215,000
A271199	Charlotte	NC		09/01/2022	8.500		142,876	450,000
A750946	Austin	TX		09/07/2022	8.000		48,562	336,140
A980255	Seattle	WA		09/14/2022	7.750		118,500	1,350,000
A920036	Menlo Park	CA		09/22/2022	7.500		279,914	5,900,000
A916953	Sacramento	CA		09/22/2022	8.500		83,700	175,000
A980106	Seattle	WA		09/01/2022	8.000		33,356	692,000
A630559	Florissant	MO		11/15/2022	9.750	212,000		300,000
A920842	El Sobrante	CA		10/14/2022	8.500		7,000	735,000
A920934	Fountain Valley	CA		10/14/2022	9.125	985,000	70,000	1,700,000
A751084	Wichita Falls	TX		11/15/2022	9.000	101,250		135,000
A271164	Charlotte	NC		09/23/2022	8.250		353,216	825,000
A303510	Atlanta	GA		11/15/2022	8.500	135,000		180,000
A730127	Oklahoma City	OK		10/14/2022	9.000	104,400		140,000
A920085	Los Angeles	CA		09/01/2022	7.000		26,406	4,300,000
A919609	Santa Ana	CA		09/19/2022	8.500		56,000	1,100,000
A271048	Gastonia	NC		09/22/2022	8.000		41,800	275,000
A980192	Seattle	WA		09/01/2022	7.500		370,727	2,075,000
A271270	Charlotte	NC		11/15/2022	9.500	152,365		450,000
A270779	Winston-Salem	NC		09/19/2022	8.000		53,400	175,000
A914621	Los Angeles	CA		09/07/2022	9.500		20,000	2,500,000
A303229	Gainesville	GA		10/05/2022	8.500		54,650	375,000
A881247	Las Vegas	NV		10/14/2022	10.750	212,709		335,000
A881258	Pahrump	NV		11/15/2022	9.000	144,000		265,000
A321498	Vero Beach	FL		11/15/2022	9.750	64,800		125,000
A210309	Richmond	VA		09/22/2022	8.000		149,870	335,000
A920824	Johnson Valley	CA		10/14/2022	9.500	166,500		450,000
A916940	Sacramento	CA		09/22/2022	8.500		85,700	175,000
A920571	Napa	CA		11/18/2022	10.500		37,000	1,400,000
A918459	Los Angeles	CA		09/01/2022	8.500		321,806	1,280,000
A919787	Whittier	CA		10/19/2022	8.000		45,150	1,500,000
A919963	Los Angeles	CA		09/01/2022	8.000		128,863	2,700,000
A200134	Baltimore	MD		09/21/2022	9.000		56,607	210,000
A321485	Keystone Heights	FL		11/15/2022	10.250	1		260,000
A730173	Oklahoma City	OK		11/15/2022	9.000	76,275		180,000
A920118	Apple Valley	CA		10/14/2022	9.750	138,500		220,000
A915648	Thousand Oaks	CA		10/13/2022	8.000		115,000	1,600,000

ANNUAL STATEMENT FOR THE YEAR 2022 OF THE AMERICAN EQUITY INVESTMENT LIFE INSURANCE COMPANY

SCHEDULE B - PART 2

Showing All Mortgage Loans ACQUIRED AND ADDITIONS MADE During the Current Year

1 Loan Number	Location		4 Loan Type	5 Date Acquired	6 Rate of Interest	7 Actual Cost at Time of Acquisition	8 Additional Investment Made After Acquisition	9 Value of Land and Buildings
	2 City	3 State						
A980252	Bellevue	WA		09/01/2022	7.500		17,616	3,350,000
A800142	Denver	CO		11/15/2022	10.000	873,000		1,300,000
A751069	Buda	TX		11/15/2022	9.250	442,435		675,000
A918320	Hidden Hills	CA		09/01/2022	7.000		525,040	2,900,000
A920776	Santa Rosa	CA		11/15/2022	10.000	1,041,250		2,350,000
A920713	Los Angeles	CA		11/15/2022	9.625	810,000		1,600,000
A200135	Silver Spring	MD		09/06/2022	8.750		48,475	660,000
A321225	Saint Petersburg	FL		09/12/2022	7.500		56,500	400,000
A881254	Henderson	NV		11/15/2022	8.750	348,750		465,000
A751029	Austin	TX		10/26/2022	8.500		6,000	770,000
A914120	Hermosa Beach	CA		09/21/2022	8.500		106,110	2,000,000
A271364	Charlotte	NC		10/14/2022	8.500	232,500		310,000
A750955	West Lake Hills	TX		10/04/2022	9.750		190,500	4,500,000
A921045	San Diego	CA		11/15/2022	9.000	342,000		490,000
A920636	Hemet	CA		10/06/2022	8.500		19,000	435,000
A980263	Bellevue	WA		10/14/2022	8.500	616,457	4,367	2,850,000
A271357	Archdale	NC		10/14/2022	9.000	94,500		126,000
A630547	Springfield	MO		11/15/2022	9.625	98,370		165,000
A270263	Raeford	NC		09/01/2022	8.000		668	40,000
A920317	Sacramento	CA		09/02/2022	8.500		23,000	585,000
A303501	Marietta	GA		11/15/2022	9.750	270,000		425,000
A370328	Knoxville	TN		10/04/2022	7.500		46,250	285,000
A850437	Phoenix	AZ		09/01/2022	7.500		44,256	1,550,000
A919129	Encino	CA		09/01/2022	7.000		1,160,494	16,000,000
A920798	Los Angeles	CA		11/15/2022	9.750	1,449,441	481,550	6,300,000
A271405	Charlotte	NC		11/15/2022	9.500	97,615		490,000
A600475	Mundelein	IL		09/19/2022	8.000		69,758	247,000
A918334	Sylmar	CA		09/14/2022	7.500		120,000	600,000
A980239	Seattle	WA		09/01/2022	7.500		212,595	2,450,000
A919387	Los Angeles	CA		02/25/2022	7.000	657,019		875,000
A980176	Kirkland	WA		12/16/2021	7.500	674,273	36,803	1,250,000
A320991	South Pasadena	FL		02/01/2022	8.000		11,500	360,000
A918324	Ventura	CA		12/01/2021	8.500		105,635	1,100,001
A917213	Los Angeles	CA		12/01/2021	9.000		39,059	1,500,000
A881045	Las Vegas	NV		02/25/2022	7.000	355,500		475,000
A370196	Pleasant View	TN		01/14/2022	7.500		38,350	180,000
A917087	Los Angeles	CA		12/01/2021	8.500		94,493	1,625,000
A430585	Cleveland	OH		12/08/2021	8.000		5,500	69,000
A750931	Laredo	TX		12/01/2021	8.500		31,074	100,000
A460244	Indianapolis	IN		12/01/2021	9.000		529	375,000
A600483	Cary	IL		12/22/2021	8.000	183,600		285,000
A980183	Seattle	WA		12/21/2021	7.500	711,000		1,250,000
A270334	Hickory	NC		12/01/2021	9.000		78,903	55,000
A980173	Seattle	WA		12/14/2021	7.500	1,080,000	27,000	1,200,000
A916231	Encino	CA		12/01/2021	8.750		8,762	4,050,000
A980190	Seattle	WA		01/27/2022	7.500	113,898	18,484	2,025,000
A660099	Lansing	KS		02/09/2022	8.000	129,147		185,000
A850293	Paradise Valley	AZ		12/20/2021	8.500		18,850	1,075,000
A430577	Cleveland Heights	OH		01/10/2022	8.000		45,500	100,000
A919437	Spring Valley	CA		01/28/2022	7.000	600,000	30,000	920,000
A918263	Los Angeles	CA		12/01/2021	7.000		386,297	2,700,000
A919198	Lakewood	CA		12/10/2021	7.000	570,000		835,000
A919322	Fountain Valley	CA		01/07/2022	8.500	825,000		1,400,000
A918757	Los Angeles	CA		12/23/2021	8.500		34,700	1,225,000
A918755	Los Angeles	CA		12/14/2021	9.000	164,540		684,000

ANNUAL STATEMENT FOR THE YEAR 2022 OF THE AMERICAN EQUITY INVESTMENT LIFE INSURANCE COMPANY

SCHEDULE B - PART 2

Showing All Mortgage Loans ACQUIRED AND ADDITIONS MADE During the Current Year

1 Loan Number	Location		4 Loan Type	5 Date Acquired	6 Rate of Interest	7 Actual Cost at Time of Acquisition	8 Additional Investment Made After Acquisition	9 Value of Land and Buildings
	2 City	3 State						
A430599	Beachwood	.OH		12/16/2021	8.000		18,600	327,000
A919315	Imperial Beach	.CA		12/28/2021	7.000	268,000		340,000
A919465	San Diego	.CA		02/22/2022	7.500	509,000		640,000
A919492	Inglewood	.CA		02/07/2022	8.500	675,500		1,150,000
A9177580	Lake Sherwood	.CA		12/20/2021	12.000	18,748		2,750,000
A917837	Los Angeles	.CA		12/01/2021	8.000		174,820	1,305,000
A170790	Wall	.NJ		01/12/2022	7.500		87,500	285,000
A916160	Belvedere Tiburon	.CA		12/17/2021	9.000		25,000	1,340,000
A350163	Fultondale	.AL		12/01/2021	8.000		143	50,000
A917598	San Pedro	.CA		12/08/2021	8.000		38,850	510,000
A270454	Conover	.NC		12/16/2021	8.000		41,497	30,000
A430597	Euclid	.OH		12/16/2021	8.000		13,850	60,000
A320889	Treasure Island	.FL		02/01/2022	8.000		65,000	1,000,000
A917972	Stanton	.CA		12/21/2021	8.500		132,000	520,000
A321039	Saint Petersburg	.FL		12/03/2021	7.500		20,600	760,000
A918834	Oceanside	.CA		12/09/2021	7.000		99,000	1,100,000
A919266	Westlake Village	.CA		12/21/2021	8.500	386,250		430,000
A912397	North Hollywood	.CA		12/10/2021	8.750		72,550	2,045,000
A880953	Las Vegas	.NV		12/23/2021	7.000	285,750		317,500
A919585	Sylmar	.CA		02/15/2022	7.000	508,499		1,025,000
A918872	San Jose	.CA		12/01/2021	7.500		296,538	1,450,000
A170743	Hillside	.NJ		02/23/2022	8.000		22,000	160,000
A430660	Cleveland	.OH		12/16/2021	8.000	88,828		46,104
A919343	San Diego	.CA		01/07/2022	7.500	938,000		1,200,000
A918653	San Francisco	.CA		12/01/2021	8.500		131,273	1,475,000
A630456	Kansas City	.MO		12/23/2021	8.500		53,300	128,000
A919402	Los Angeles	.CA		01/20/2022	8.500	467,500		675,000
A850338	Dewey-Humboldt	.AZ		12/15/2021	8.000		11,850	130,000
A919076	Los Angeles	.CA		12/20/2021	7.500	1,321,856	8,262	1,850,000
A750937	Houston	.TX		12/20/2021	9.000	146,250		120,000
A917377	Torrance	.CA		12/22/2021	8.500		499,000	1,250,001
A321093	Jacksonville	.FL		12/15/2021	7.500	335,700		580,000
A919447	Vallejo	.CA		01/27/2022	8.000	319,500		585,000
A881005	Henderson	.NV		02/08/2022	7.000	440,000		550,000
A919392	Pasadena	.CA		01/25/2022	8.000	817,500		1,300,000
A919648	Oceanside	.CA		02/23/2022	7.250	602,000		815,000
A660089	Kansas City	.KS		12/27/2021	7.000		28,000	68,000
A919383	Los Angeles	.CA		01/14/2022	7.000	756,000		975,000
A800069	Denver	.CO		12/10/2021	7.500	819,830	192,903	1,245,000
A919381	Northridge	.CA		02/02/2022	7.500	670,568		1,100,000
A918174	Menlo Park	.CA		12/01/2021	8.000		161,347	2,450,000
A919241	San Diego	.CA		12/22/2021	7.500	938,900		1,050,000
A919172	Huntington Beach	.CA		12/10/2021	8.500	776,300	50,000	1,350,000
A350217	Decatur	.AL		12/29/2021	8.000		9,371	100,000
A850346	Phoenix	.AZ		12/10/2021	8.500		51,216	850,000
A919259	Los Angeles	.CA		12/23/2021	7.000	678,499		790,000
A919373	Jackson	.CA		01/10/2022	7.500	211,500		415,000
A917759	Yucaipa	.CA		02/09/2022	8.500		104,178	130,000
A630465	Independence	.MO		12/08/2021	7.000		25,000	70,000
A917308	Oakland	.CA		12/02/2021	8.500		20,000	120,000
A918886	Los Angeles	.CA		12/09/2021	8.000		343,600	760,000
A170784	Plainfield	.NJ		12/13/2021	7.500	1,131,437	7,295	1,370,000
A9192800	Encino	.CA		01/31/2022	10.000	2,502,413		18,000,000
A430596	Akron	.OH		01/25/2022	8.000		9,394	13,000
A270801	Concord	.NC		02/25/2022	7.000	276,000		345,000

ANNUAL STATEMENT FOR THE YEAR 2022 OF THE AMERICAN EQUITY INVESTMENT LIFE INSURANCE COMPANY

SCHEDULE B - PART 2

Showing All Mortgage Loans ACQUIRED AND ADDITIONS MADE During the Current Year

1	Location		4	5	6	7	8	9
	2	3						
Loan Number	City	State	Loan Type	Date Acquired	Rate of Interest	Actual Cost at Time of Acquisition	Additional Investment Made After Acquisition	Value of Land and Buildings
A919132	Alameda	CA		12/15/2021	7.000	810,000	.62,500	900,000
A919363	Westminster	CA		01/13/2022	8.500	795,000		1,300,000
A880889	Henderson	NV		12/21/2021	7.000	214,596		150,000
A919224	Los Angeles	CA		12/22/2021	7.500	526,500		585,000
A270351	Hickory	NC		12/01/2021	9.000		.379	145,000
A170716	Avenel	NJ		12/16/2021	7.500		67,000	230,000
A917966	Garden Grove	CA		12/21/2021	8.500		80,000	695,000
A980193	Seattle	WA		02/04/2022	7.500	743,500		1,200,000
A918096	Sacramento	CA		12/01/2021	8.500		.87,307	530,000
A430595	University Heights	OH		01/11/2022	8.000		.24,700	125,000
A270698	Charlotte	NC		02/07/2022	7.000	320,000		400,000
A170781	Irvington	NJ		12/13/2021	7.500	3,298,890	.99,560	5,195,000
A916053	Altadena	CA		12/21/2021	7.000		.43,100	650,000
A918663	Encino	CA		12/01/2021	8.000		136,043	1,900,000
A919337	Raymond	CA		01/18/2022	7.500	119,700		200,000
A980068	Seattle	WA		12/01/2021	8.500		.35,402	250,000
A350224	Montgomery	AL		02/04/2022	7.250	150,682		195,000
A880947	Las Vegas	NV		12/15/2021	7.000	228,000		240,000
A918900	El Cajon	CA		01/14/2022	7.000		190,000	840,000
A270453	Conover	NC		12/16/2021	8.000		.21,675	25,000
A919186	Garden Grove	CA		12/15/2021	8.500	718,900		1,225,000
A919084	Atherton	CA		12/10/2021	7.000	4,974,500		7,500,000
A210316	Richmond	VA		12/22/2021	8.000	1		9,000
A917997	Montebello	CA		12/01/2021	8.500		200,223	470,000
A270622	Charlotte	NC		02/01/2022	7.000	226,800		300,000
A917250	Los Angeles	CA		01/14/2022	8.500		181,000	970,000
A918629	Los Angeles	CA		01/21/2022	8.500		.32,809	950,000
A919584	National City	CA		02/09/2022	7.250	367,600		570,000
A430578	Coventry Township	OH		12/17/2021	8.000		.23,701	66,000
A270792	Durham	NC		02/28/2022	7.000	304,000		380,000
A850393	Payson	AZ		12/23/2021	8.000	370,710		381,000
A270659	Whitsett	NC		02/22/2022	7.000	236,000		295,000
A919524	San Bruno	CA		02/04/2022	7.000	963,000		1,300,000
A850319	Phoenix	AZ		12/23/2021	8.000		148,243	785,000
A150192	Philadelphia	PA		12/14/2021	8.500		.25,800	165,000
A170782	East Orange	NJ		12/13/2021	7.500	4,033,428	.73,640	4,399,000
A321102	Melbourne	FL		12/22/2021	8.250	220,500		245,000
A918416	Los Angeles	CA		12/22/2021	8.500		186,261	1,530,000
A919202	West Sacramento	CA		12/15/2021	8.500	288,000		370,000
A915200	Corte Madera	CA		01/05/2022	9.000		.13,000	1,214,000
A430647	Akron	OH		12/06/2021	8.500		.10,500	134,003
A320849	Titusville	FL		02/01/2022	8.250		.26,000	88,000
A919420	Northridge	CA		02/11/2022	8.000	900,000		1,450,000
A430600	Lakewood	OH		12/21/2021	8.000		.57,000	195,000
A916874	Los Angeles	CA		12/28/2021	9.000		168,279	1,650,000
A800083	Denver	CO		02/28/2022	7.500	580,125		800,000
A980177	Kirkland	WA		12/16/2021	7.500	655,240	.40,250	1,200,000
A918633	Los Angeles	CA		01/10/2022	8.000		178,426	1,620,000
A880952	Las Vegas	NV		12/23/2021	7.000	1,020,938	5,955	1,175,000
A919564	Cathedral City	CA		02/14/2022	7.000	234,000		340,000
A321015	Saint Petersburg	FL		12/15/2021	7.500		.63,300	312,000
A850367	Tucson	AZ		01/12/2022	7.000		.55,000	220,000
A880951	Las Vegas	NV		12/23/2021	7.000	300,000		290,000
A919301	Paradise	CA		02/25/2022	8.000	.61,447		425,000
A320959	Jacksonville	FL		12/01/2021	9.000		.56,855	17,000

ANNUAL STATEMENT FOR THE YEAR 2022 OF THE AMERICAN EQUITY INVESTMENT LIFE INSURANCE COMPANY

SCHEDULE B - PART 2

Showing All Mortgage Loans ACQUIRED AND ADDITIONS MADE During the Current Year

1 Loan Number	Location		4 Loan Type	5 Date Acquired	6 Rate of Interest	7 Actual Cost at Time of Acquisition	8 Additional Investment Made After Acquisition	9 Value of Land and Buildings
	2 City	3 State						
A919487	Oceanside	CA		02/07/2022	7.500	703,000		1,050,000
A130001	Cumberland	ME		02/18/2022	8.500		14,000	500,000
A270345	Oriental	NC		12/01/2021	8.500		1,361	61,600
A918270	Los Angeles	CA		12/03/2021	8.000	419,000		620,000
A917683	Los Angeles	CA		01/20/2022	8.500	90,000		1,100,000
A918118	Garden Grove	CA		12/21/2021	8.500	74,000		705,000
A915613	Los Angeles	CA		01/26/2022	8.500	27,322		1,710,000
A430555	Washington Court House	OH		01/19/2022	8.000	16,835		145,000
A918223	San Francisco	CA		01/07/2022	8.250		120,528	1,050,000
A919188	Van Nuys	CA		12/15/2021	8.500	675,000		775,000
A916005	West Hollywood	CA		12/01/2021	8.000		451,394	1,750,000
A918111	Los Angeles	CA		12/01/2021	8.000		402	1,100,000
A150218	Philadelphia	PA		12/10/2021	8.000	1,710,000		2,355,000
A918936	Reseda	CA		02/28/2022	8.000		100,000	645,000
A918073	Sacramento	CA		12/02/2021	8.000		69,000	570,000
A919050	Los Angeles	CA		12/14/2021	7.250	623,600		850,000
A980164	Seattle	WA		02/01/2022	7.500		81,000	560,000
A430586	Lakewood	OH		12/16/2021	8.000		74,725	530,000
A321161	Melbourne	FL		02/11/2022	8.000	140,850		225,000
A880805	Las Vegas	NV		02/01/2022	7.500		90,000	686,000
A150203	Philadelphia	PA		12/01/2021	8.250		25,850	350,000
A210272	Mineral	VA		12/01/2021	9.000		77,300	35,000
A370234	Knoxville	TN		01/21/2022	7.000		12,500	200,000
A430625	Mechanicsburg	OH		12/06/2021	8.000		42,450	65,000
A916911	Santa Monica	CA		12/01/2021	8.000		279,764	1,800,000
A881020	North Las Vegas	NV		02/07/2022	7.000	310,500		400,000
A919250	Burlingame	CA		12/21/2021	7.000	2,052,000		2,280,000
A830014	Osburn	ID		02/07/2022	8.000	172,500		230,000
A918591	Los Angeles	CA		01/20/2022	8.000		85,875	1,170,000
A919477	Los Angeles	CA		02/15/2022	8.500	477,000		650,000
A919668	San Diego	CA		02/22/2022	7.000	1,359,000		1,925,000
A919502	Santee	CA		01/28/2022	7.250	554,868		750,000
A917490	Los Angeles	CA		12/16/2021	9.000		58,559	750,000
A321004	Saint Petersburg	FL		02/15/2022	7.500		10,600	260,000
A918010	Pasadena	CA		02/11/2022	8.000		29,800	1,125,000
A918777	San Anselmo	CA		01/05/2022	8.500		71,500	1,110,000
A918919	San Diego	CA		01/06/2022	7.000		91,000	690,000
A919506	Carlsbad	CA		02/07/2022	7.500	1,440,000		2,150,000
A918990	El Cajon	CA		12/09/2021	7.000		89,600	850,000
A881029	Las Vegas	NV		02/16/2022	7.500	288,000		360,000
A919201	Chula Vista	CA		12/23/2021	7.000	505,000	55,000	505,000
A919066	Oceanside	CA		01/01/2022	7.500	432,000		540,000
A918721	Los Angeles	CA		12/16/2021	8.500		132,819	840,000
A460247	Indianapolis	IN		12/01/2021	9.000		280	59,000
A918253	La Jolla	CA		12/01/2021	8.750		108,951	8,000,000
A919575	El Cajon	CA		02/17/2022	7.250	517,500		800,000
A918239	Los Angeles	CA		02/04/2022	8.500		25,000	815,000
A918032	Los Angeles	CA		12/01/2021	8.000		326,194	1,850,000
A980184	Washougal	WA		12/30/2021	8.000	300,000		400,000
A919615	Huntington Beach	CA		02/22/2022	8.000	790,000		1,500,000
A270722	Concord	NC		02/15/2022	7.000	288,000		350,000
A918528	Los Angeles	CA		12/14/2021	8.000		63,000	1,800,001
A919463	Bakersfield	CA		01/21/2022	7.500	252,000		395,000
A170707	Plainfield	NJ		01/28/2022	7.500		28,000	595,000
A916276	North Hollywood	CA		12/03/2021	8.000		123,000	1,110,001

ANNUAL STATEMENT FOR THE YEAR 2022 OF THE AMERICAN EQUITY INVESTMENT LIFE INSURANCE COMPANY

SCHEDULE B - PART 2

Showing All Mortgage Loans ACQUIRED AND ADDITIONS MADE During the Current Year

1 Loan Number	Location		4 Loan Type	5 Date Acquired	6 Rate of Interest	7 Actual Cost at Time of Acquisition	8 Additional Investment Made After Acquisition	9 Value of Land and Buildings
	2 City	3 State						
A918865	Montclair	CA		12/10/2021	7.000	396,000		440,000
A916039	Los Angeles	CA		12/16/2021	8.500		240,000	685,000
A919412	Los Angeles	CA		01/26/2022	8.250	828,750		1,125,000
A918375	Sacramento	CA		12/10/2021	8.500		142,536	825,000
A916632	Pasadena	CA		12/23/2021	8.500		47,000	1,700,000
A430580	Dayton	OH		12/01/2021	8.500		22,614	60,000
A919116	El Cajon	CA		12/13/2021	7.500	544,504	89,000	840,000
A917999	Los Angeles	CA		01/04/2022	8.000		72,500	2,810,000
A919462	Apple Valley	CA		01/31/2022	8.500	307,500		410,000
A918710	Los Angeles	CA		12/16/2021	7.500		27,750	400,000
A919257	San Diego	CA		12/16/2021	7.250	657,000		940,000
A980111	Seattle	WA		12/01/2021	8.000		347,206	1,000,000
A919530	Pacoima	CA		02/11/2022	7.000	420,300		1,000,000
A918868	Menlo Park	CA		12/01/2021	7.500		277,625	1,550,000
A880928	Las Vegas	NV		12/15/2021	7.000	254,000		317,500
A850386	Scottsdale	AZ		12/17/2021	8.000	375,000		650,000
A918785	Los Angeles	CA		02/01/2022	8.000		81,500	1,275,000
A919352	Sunnyvale	CA		01/10/2022	7.000	1,056,000		1,320,000
A270746	Pfafftown	NC		02/25/2022	7.000	304,000		380,000
A919442	La Jolla	CA		01/24/2022	7.000	1,250,000		1,900,000
A918007	Redondo Beach	CA		12/01/2021	8.000		378,069	1,050,000
A880882	Henderson	NV		01/12/2022	7.500		42,000	1,400,000
A270565	Charlotte	NC		12/22/2021	7.000	268,000		335,000
A270764	Charlotte	NC		02/23/2022	7.000	157,500		225,000
A800067	Denver	CO		12/01/2021	7.500		167,098	660,000
A919237	Valley Center	CA		12/28/2021	7.000	760,000	30,000	1,075,000
A919634	Chula Vista	CA		02/15/2022	7.250	646,000		870,000
A918269	North Hollywood	CA		02/01/2022	7.500		36,500	630,000
A916912	La Jolla	CA		12/08/2021	8.500		468,000	2,200,000
A210325	Keswick	VA		02/14/2022	7.500	112,500		230,000
A919500	Garden Grove	CA		02/02/2022	8.500	662,900		1,250,000
A750987	Mckinney	TX		02/28/2022	8.500	442,500		590,000
A917640	San Diego	CA		12/01/2021	8.500		10,539	800,000
A918403	Anza	CA		12/17/2021	8.000		24,500	400,000
A919433	Huntington Beach	CA		01/25/2022	8.500	736,900		1,350,000
A880944	Las Vegas	NV		12/23/2021	7.000	240,300		267,000
A919310	Oakland	CA		01/13/2022	8.500	463,500		815,000
A918208	Hidden Hills	CA		12/01/2021	8.500		1,021,455	7,125,000
A919546	San Diego	CA		02/04/2022	7.250	785,000		1,100,000
A881016	Las Vegas	NV		02/22/2022	7.000	224,000		280,000
A918715	Murrieta	CA		12/01/2021	8.000		133,607	7,832,500
A919282	La Jolla	CA		01/18/2022	7.500	3,880,000		5,900,000
A430593	Chagrin Falls	OH		02/17/2022	8.000		57,000	200,000
A270267	Leicester	NC		12/10/2021	8.500		82,443	166,500
A918916	Los Angeles	CA		12/01/2021	7.500		147,641	900,000
A917902	Redwood City	CA		12/01/2021	8.000		114,144	1,550,000
A270690	Charlotte	NC		02/18/2022	7.000	328,000		410,000
A919217	Newport Beach	CA		12/14/2021	7.500	2,154,750	13,467	2,800,000
A980154	Seattle	WA		12/27/2021	7.500		52,500	857,500
A270452	Conover	NC		12/17/2021	8.000		33,322	25,000
A917945	Los Angeles	CA		12/01/2021	8.500		5,699	340,000
A918636	Rancho Mirage	CA		12/02/2021	7.500		57,641	990,000
A918628	Encino	CA		12/01/2021	8.000		468,932	1,300,000
A320891	Gulfport	FL		12/22/2021	8.000		20,000	750,000
A350212	Center Point	AL		12/01/2021	8.000		986	64,000

ANNUAL STATEMENT FOR THE YEAR 2022 OF THE AMERICAN EQUITY INVESTMENT LIFE INSURANCE COMPANY

SCHEDULE B - PART 2

Showing All Mortgage Loans ACQUIRED AND ADDITIONS MADE During the Current Year

1 Loan Number	Location		4 Loan Type	5 Date Acquired	6 Rate of Interest	7 Actual Cost at Time of Acquisition	8 Additional Investment Made After Acquisition	9 Value of Land and Buildings
	2 City	3 State						
A919555	Novato	CA		02/15/2022	8.000	909,000		1,450,000
A480415	Detroit	MI		12/01/2021	8.500		18,000	240,000
A210315	Richmond	VA		12/22/2021	8.000	40,395		13,000
A918141	Santa Rosa	CA		12/22/2021	9.000		350,000	390,000
A917023	La Quinta	CA		12/01/2021	8.500		4,744	380,000
A917294	Los Angeles	CA		01/14/2022	8.500		50,000	1,025,000
A918287	Encinitas	CA		01/24/2022	7.500		106,500	2,300,000
A350210	Jemison	AL		01/01/2022	8.000		5,002	72,500
A850378	Scottsdale	AZ		02/15/2022	8.000		43,511	850,000
A919494	Los Angeles	CA		02/18/2022	8.500	5,510,317		9,000,000
A350164	Jacksonville	AL		12/01/2021	8.000		21,997	133,000
A919180	Vacaville	CA		12/22/2021	8.500	425,627	48,152	500,000
A170515	Westfield	NJ		12/20/2021	9.000		29,500	845,001
A918761	Los Angeles	CA		12/01/2021	8.000		219,293	1,650,000
A270557	Monroe	NC		12/17/2021	7.000	316,000		370,000
A919287	Los Angeles	CA		01/14/2022	7.500	488,500		675,000
A850342	Tucson	AZ		01/12/2022	7.000		51,000	101,000
A918769	Escondido	CA		12/09/2021	7.000		34,000	960,000
A170720	Scotch Plains	NJ		02/22/2022	8.000		15,000	642,000
A370218	Knoxville	TN		12/17/2021	7.500		31,500	90,000
A919138	San Diego	CA		12/10/2021	7.000	357,000	52,000	365,000
A919177	Lakeside	CA		12/10/2021	7.000	435,000	65,000	650,000
A919244	Santee	CA		12/30/2021	7.000	567,000	30,000	790,000
A919260	Tehachapi	CA		01/14/2022	8.000	248,395		320,000
A9191300	Los Angeles	CA		12/30/2021	10.000	372,000		4,887,500
A430590	University Heights	OH		01/18/2022	8.000		28,550	107,000
A270723	Indian Trail	NC		02/09/2022	7.000	348,000		435,000
A918855	Los Angeles	CA		12/01/2021	8.000		105,602	1,375,000
A918415	Los Angeles	CA		12/01/2021	8.000		27,765	1,800,000
A918930	San Diego	CA		01/21/2022	7.500		65,000	550,000
A919189	Compton	CA		12/16/2021	8.250	420,300		565,000
A270332	Hickory	NC		12/01/2021	9.000		78,903	75,000
A270650	Greensboro	NC		02/16/2022	7.000	256,000		320,000
A321106	Saint Petersburg	FL		12/20/2021	8.500	395,100		389,000
A919087	Los Angeles	CA		12/10/2021	7.500	974,739	82,272	2,800,000
A210300	Richmond	VA		12/08/2021	8.000		68,835	15,000
A918923	Los Angeles	CA		12/15/2021	7.250		135,500	630,000
A880906	Las Vegas	NV		01/01/2022	7.000		17,490	1,600,000
A919270	San Marcos	CA		12/22/2021	7.250	544,500		760,000
A919350	Santee	CA		01/06/2022	7.250	535,509		765,000
A919453	Chula Vista	CA		02/02/2022	7.500	465,000		760,000
A918207	Hidden Hills	CA		12/01/2021	8.500		890,594	14,500,000
A916956	Pacific Palisades	CA		12/01/2021	8.500		29,339	1,770,000
A980172	Seattle	WA		01/11/2022	7.500	323,930		1,980,000
A350135	Birmingham	AL		01/26/2022	8.500		18,450	55,500
A918481	Malibu	CA		01/10/2022	7.000		522,670	6,350,000
A850384	Tempe	AZ		12/22/2021	8.000	226,350	43,000	300,000
A917019	Encino	CA		02/01/2022	8.750		8,350	2,300,000
A370250	Murfreesboro	TN		12/14/2021	7.000	288,000		335,000
A919434	Palmdale	CA		02/11/2022	8.000	420,000		525,000
A915984	Encino	CA		12/03/2021	7.500		150,000	8,000,000
A918539	Los Angeles	CA		12/14/2021	8.000		86,000	1,300,000
A919278	El Cajon	CA		12/22/2021	7.000	553,000	68,500	555,000
A917750	Reseda	CA		02/25/2022	7.500		21,500	600,000
A919018	Campbell	CA		12/23/2021	7.000	900,000		1,000,000

ANNUAL STATEMENT FOR THE YEAR 2022 OF THE AMERICAN EQUITY INVESTMENT LIFE INSURANCE COMPANY

SCHEDULE B - PART 2

Showing All Mortgage Loans ACQUIRED AND ADDITIONS MADE During the Current Year

1 Loan Number	Location		4 Loan Type	5 Date Acquired	6 Rate of Interest	7 Actual Cost at Time of Acquisition	8 Additional Investment Made After Acquisition	9 Value of Land and Buildings
	2 City	3 State						
A916208	Los Angeles	CA		12/13/2021	9.500		50,250	475,000
A919173	Lemon Grove	CA		12/17/2021	7.500	476,952		440,000
A917639	North Hollywood	CA		01/21/2022	8.500		113,000	585,000
A917960	Palm Springs	CA		01/13/2022	9.000		43,700	1,100,000
A321084	Fort Lauderdale	FL		12/20/2021	8.250	310,500		300,000
A919475	La Quinta	CA		02/09/2022	7.000	602,370		775,000
A270665	Salisbury	NC		02/11/2022	7.000	128,633		220,001
A916863	Los Angeles	CA		12/01/2021	9.000		187,177	600,000
A430656	Copley	OH		12/17/2021	8.000	169,914	6,739	190,000
A919243	San Diego	CA		12/16/2021	7.250	450,000		700,000
A600450	Oak Park	IL		01/28/2022	8.000		3,000	320,000
A917315	Los Angeles	CA		12/01/2021	8.500		474,241	985,000
A270664	Dallas	NC		02/02/2022	7.000	184,000		230,000
A970061	Gaston	OR		12/21/2021	8.000	237,000	60,000	277,950
A918455	Sherman Oaks	CA		12/09/2021	8.500		81,074	925,000
A270335	Hickory	NC		12/01/2021	9.000		185	52,500
A270528	Monroe	NC		12/14/2021	7.000	264,000		310,000
A321027	Saint Petersburg	FL		12/17/2021	8.000		18,650	405,000
A370279	Murfreesboro	TN		02/24/2022	7.000	296,000		370,000
A918770	Yorba Linda	CA		01/24/2022	8.500		129,870	1,160,000
A918062	Los Angeles	CA		12/01/2021	8.500		152,176	2,065,000
A916527	Los Angeles	CA		12/01/2021	8.500		167,953	1,350,000
A170809	East Orange	NJ		12/13/2021	7.500	2,945,521	57,504	4,935,000
A918901	Los Angeles	CA		12/01/2021	7.500		173,205	1,995,000
A919165	Los Angeles	CA		12/22/2021	8.000	351,000		740,000
A321160	Spring Hill	FL		02/14/2022	7.500	260,550		420,000
A919271	Stanton	CA		12/16/2021	8.500	763,030		900,000
A270338	Hickory	NC		12/01/2021	9.000		62,552	60,000
A915198	Beverly Hills	CA		12/17/2021	8.000		117,519	1,900,000
A917470	La Jolla	CA		12/08/2021	9.000		82,388	2,400,000
A919279	Oceanside	CA		12/21/2021	7.250	585,000		865,000
A321170	Jacksonville	FL		02/14/2022	7.500	193,950		250,000
A321188	Sarasota	FL		02/28/2022	9.000	649,981		1,170,009
A919225	Garden Grove	CA		12/21/2021	8.500	617,000		710,000
A919124	San Bernardino	CA		12/20/2021	7.000	378,000		420,000
A919413	Pasadena	CA		01/26/2022	7.000	756,000		1,050,000
A915953	Santa Rosa	CA		01/05/2022	8.500		110,684	250,000
A917256	San Gabriel	CA		12/23/2021	9.000		60,625	560,000
A918794	Lemon Grove	CA		12/17/2021	7.500	423,000		470,000
A918144	Berkeley	CA		02/22/2022	7.500		45,950	1,875,000
A370216	Nashville	TN		12/01/2021	8.500		9,914	270,000
A918618	San Diego	CA		12/10/2021	7.000		45,500	760,000
A918427	Los Angeles	CA		02/04/2022	8.500		10,000	1,080,000
A919120	Dana Point	CA		12/10/2021	7.000	1,012,500		1,350,000
A916803	Valley Village	CA		12/03/2021	8.500		184,679	975,000
A918564	San Diego	CA		12/30/2021	8.000		90,000	1,000,000
A919377	Bonita	CA		01/07/2022	7.000	425,000		550,000
A919276	San Diego	CA		12/23/2021	7.500	1,018,800	67,300	1,132,000
A919303	Morgan Hill	CA		01/06/2022	8.500	825,776		1,250,000
A919162	San Diego	CA		01/05/2022	7.000	880,000	10,000	1,150,000
A918017	Menlo Park	CA		12/01/2021	8.000		307,322	2,500,000
A270740	Mooresville	NC		02/16/2022	7.000	264,000		330,000
A917273	San Diego	CA		12/29/2021	8.000		50,000	565,000
A919360	Santa Ana	CA		01/11/2022	8.500	485,899		800,000
A321078	Lakeland	FL		12/14/2021	7.000	63,000		70,000

ANNUAL STATEMENT FOR THE YEAR 2022 OF THE AMERICAN EQUITY INVESTMENT LIFE INSURANCE COMPANY

SCHEDULE B - PART 2

Showing All Mortgage Loans ACQUIRED AND ADDITIONS MADE During the Current Year

1 Loan Number	Location		4 Loan Type	5 Date Acquired	6 Rate of Interest	7 Actual Cost at Time of Acquisition	8 Additional Investment Made After Acquisition	9 Value of Land and Buildings
	2 City	3 State						
A919374	Los Angeles	CA		02/14/2022	7.000	3,435,104		12,400,001
A881015	Las Vegas	NV		02/14/2022	7.000	268,200		345,000
A321031	Saint Petersburg	FL		12/09/2021	8.000		28,000	150,000
A918052	Pasadena	CA		01/04/2022	8.000		16,400	655,000
A980119	Seattle	WA		02/03/2022	8.000		25,500	700,000
A919711	San Diego	CA		02/25/2022	7.250	950,000		1,400,000
A150205	Allentown	PA		01/10/2022	10.000		30,000	150,000
A430645	Westlake	OH		02/25/2022	8.500		40,439	389,129
A430622	Shaker Heights	OH		12/22/2021	8.000		70,500	94,000
A881014	Las Vegas	NV		02/11/2022	7.000	261,000		340,000
A916684	Los Angeles	CA		12/28/2021	8.500		220,000	2,275,000
A850309	Tucson	AZ		01/28/2022	7.750		55,000	130,000
A919513	Menlo Park	CA		02/18/2022	7.500	2,145,000		2,750,000
A850391	Gilbert	AZ		12/21/2021	8.000	350,500		395,000
A270551	Concord	NC		12/21/2021	7.000	256,000		300,000
A918003	Los Angeles	CA		12/01/2021	7.000		1,039,319	1,400,001
A830013	Meridian	ID		12/20/2021	8.000	322,500		430,000
A660092	Roeland Park	KS		01/13/2022	7.000		42,000	190,000
A918517	San Diego	CA		12/29/2021	7.000		27,000	985,000
A270563	Charlotte	NC		12/22/2021	7.000	264,000		330,000
A270752	Kernersville	NC		02/23/2022	7.000	280,000		350,000
A919041	Crestline	CA		12/10/2021	10.000	301,500	57,100	515,000
A980126	Seattle	WA		12/27/2021	7.500	690,219		2,900,000
A919275	Loomis	CA		12/27/2021	8.500	562,500		750,000
A912832	Los Gatos	CA		12/09/2021	10.000		57,000	1,585,000
A919161	Northridge	CA		12/16/2021	7.000	628,000		730,000
A918547	Chula Vista	CA		01/06/2022	7.000		50,000	545,000
A915949	Pacific Palisades	CA		12/01/2021	7.250		715,145	2,100,000
A270620	Raeford	NC		02/25/2022	7.000	162,000		230,000
A918364	Los Angeles	CA		12/16/2021	8.000		201,500	1,035,000
A350177	Leeds	AL		12/01/2021	8.000		20,771	150,000
A919222	Los Angeles	CA		12/20/2021	7.500	767,812	4,799	1,050,000
A980182	Seattle	WA		12/13/2021	7.500	409,348	13,603	850,000
A270725	Charlotte	NC		02/10/2022	7.000	224,999		285,000
A919218	San Marcos	CA		12/22/2021	7.500	591,300	82,000	660,000
A919297	Palm Desert	CA		01/31/2022	7.000	313,640		450,000
A919146	Chula Vista	CA		12/14/2021	8.000	652,000		680,000
A880961	Las Vegas	NV		12/23/2021	7.000	576,000		720,000
A850343	Tucson	AZ		01/12/2022	7.000		43,000	184,000
A919197	Stanton	CA		12/14/2021	8.500	540,000		600,000
A270660	Charlotte	NC		02/25/2022	7.000	244,000		305,000
A320888	Saint Petersburg	FL		12/03/2021	7.500		24,800	460,000
A919505	San Diego	CA		02/14/2022	7.000	792,000		990,000
A321107	Jacksonville	FL		12/21/2021	7.500	50,850		57,000
A919633	Escondido	CA		02/15/2022	7.250	615,000		770,000
A918094	Santa Clarita	CA		12/01/2021	9.000		64,723	1,505,000
A918493	Cameron Park	CA		02/10/2022	7.250		23,150	420,000
A270719	Charlotte	NC		02/28/2022	7.000	185,976		235,000
A918525	Oakland	CA		01/14/2022	8.250		188,500	1,050,000
A919591	Cedarpines Park	CA		02/28/2022	8.000	191,250		325,000
A881034	Las Vegas	NV		02/25/2022	7.000	243,000		305,000
A321048	Bradenton	FL		02/09/2022	7.500		17,850	338,500
A917496	Sylmar	CA		12/06/2021	9.000		170,900	300,000
A980141	Kirkland	WA		12/01/2021	8.000		41,160	1,500,000
A303210	East Point	GA		12/17/2021	7.000	192,950		227,000

ANNUAL STATEMENT FOR THE YEAR 2022 OF THE AMERICAN EQUITY INVESTMENT LIFE INSURANCE COMPANY

SCHEDULE B - PART 2

Showing All Mortgage Loans ACQUIRED AND ADDITIONS MADE During the Current Year

1 Loan Number	Location		4 Loan Type	5 Date Acquired	6 Rate of Interest	7 Actual Cost at Time of Acquisition	8 Additional Investment Made After Acquisition	9 Value of Land and Buildings
	2 City	3 State						
A919532	Spring Valley	CA		02/01/2022	7.000	575,000		760,000
A918286	Westminster	CA		12/21/2021	9.000		67,000	3,375,000
A915927	Van Nuys	CA		12/09/2021	9.500		42,750	1,450,000
A919480	Escondido	CA		01/28/2022	7.250	522,000		770,000
A919300	Antioch	CA		12/30/2021	8.000	361,800		600,000
A918402	Los Angeles	CA		12/01/2021	8.000		416,886	1,650,000
A919554	Los Angeles	CA		02/09/2022	7.000	765,000		1,125,000
A918213	Garden Grove	CA		12/21/2021	8.500		20,000	740,000
A919195	Imperial Beach	CA		12/10/2021	7.000	465,000	20,000	465,000
A430579	Shaker Heights	OH		12/16/2021	8.000		151,100	340,000
A918957	San Fernando	CA		12/21/2021	8.000	395,250		540,000
A917812	Newcastle	CA		12/23/2021	8.000		21,200	840,000
A917020	La Quinta	CA		12/14/2021	8.500		11,249	350,000
A918465	El Cajon	CA		02/28/2022	8.000		10,000	190,000
A350192	Athens	AL		12/01/2021	8.000		1,216	98,000
A170726	Jersey City	NJ		02/25/2022	8.000		25,000	850,000
A350216	Huntsville	AL		12/01/2021	8.000		1,961	115,000
A850400	Oracle	AZ		02/18/2022	8.000	234,500		360,000
A919397	Spring Valley	CA		01/18/2022	7.000	498,000	25,000	735,000
A918406	Somis	CA		12/21/2021	8.750		35,000	960,000
A919393	Torrance	CA		01/18/2022	8.000	652,500		870,000
A918157	Fullerton	CA		12/21/2021	8.500		116,000	665,000
A918685	Oakland	CA		12/01/2021	8.500		190,463	500,000
A917079	Los Angeles	CA		12/01/2021	8.500		59,058	1,020,000
A917104	Sylmar	CA		12/10/2021	9.000		72,745	510,000
A917327	Pacific Palisades	CA		12/01/2021	8.000		822,076	6,200,000
A918947	Woodland Hills	CA		02/10/2022	7.250		70,000	1,250,000
A850403	Scottsdale	AZ		02/18/2022	8.000	525,000		1,700,000
A980075	Seattle	WA		12/01/2021	8.500		429,197	1,025,000
A919362	Spring Valley	CA		01/10/2022	7.250	562,500		790,000
A915252	West Hollywood	CA		12/08/2021	8.000		481,929	1,650,000
A919196	Van Nuys	CA		12/15/2021	7.000	631,500		735,000
A600465	Berwyn	IL		12/02/2021	8.000		5,000	182,000
A917911	Los Angeles	CA		12/01/2021	8.500		103,043	1,250,000
A919544	San Diego	CA		02/04/2022	7.250	170,000		230,000
A918350	(La Jolla) San Diego	CA		12/14/2021	8.000		141,500	2,000,000
A210293	Richmond	VA		12/14/2021	8.000		93,012	30,000
A918471	Santa Barbara	CA		12/01/2021	8.500		72,599	3,750,000
A750985	Killeen	TX		02/10/2022	8.000	91,630		125,000
A210296	Richmond	VA		12/09/2021	8.000		105,524	30,000
A350221	Prattville	AL		12/14/2021	7.250	42,002		60,000
A919100	Oakland	CA		12/14/2021	7.000	1,035,000	180,500	1,150,000
A270683	Charlotte	NC		02/15/2022	7.000	260,000		325,000
A980189	Seattle	WA		02/25/2022	7.500	765,000		1,350,000
A918806	San Diego	CA		12/17/2021	7.000		204,750	1,400,000
A917568	Menifee	CA		12/17/2021	8.000		30,000	255,000
A630502	Kansas City	MO		12/16/2021	7.250	52,210		68,000
A170788	Linden	NJ		12/13/2021	7.500	3,115,428	26,778	4,142,475
A430575	Cleveland Heights	OH		12/14/2021	8.000		43,446	97,000
A919247	Citrus Heights	CA		12/21/2021	7.250	333,000	57,700	370,000
A321155	Tampa	FL		02/04/2022	9.000	322,193		490,000
A918846	Carlsbad	CA		12/23/2021	7.500		54,600	1,415,000
A919192	Los Angeles	CA		12/22/2021	8.000	1,465,000		2,400,000
A919553	Big Bear Lake	CA		02/07/2022	7.250	585,000		1,050,000
A600479	Marengo	IL		01/06/2022	8.000		42,500	180,000

ANNUAL STATEMENT FOR THE YEAR 2022 OF THE AMERICAN EQUITY INVESTMENT LIFE INSURANCE COMPANY

SCHEDULE B - PART 2

Showing All Mortgage Loans ACQUIRED AND ADDITIONS MADE During the Current Year

1 Loan Number	Location		4 Loan Type	5 Date Acquired	6 Rate of Interest	7 Actual Cost at Time of Acquisition	8 Additional Investment Made After Acquisition	9 Value of Land and Buildings
	2 City	3 State						
A270742	Charlotte	NC		02/17/2022	7.000	260,000		325,000
A9172130	Los Angeles	CA		12/01/2021	24.000		20,057	1,500,000
A918254	North Hollywood	CA		01/21/2022	8.500		18,000	652,000
A919147	La Mesa	CA		12/14/2021	8.000	391,500		435,000
A630503	Kansas City	MO		12/13/2021	7.250	114,475		131,000
A850325	Tucson	AZ		01/20/2022	7.000		40,000	140,000
A918904	North Hollywood Area Los Ange	CA		01/01/2022	8.000		114,783	1,110,000
A350194	Huntsville	AL		12/01/2021	8.000		1,912	110,000
A917970	Encino	CA		12/01/2021	7.500		752,594	6,000,000
A918573	La Jolla	CA		12/14/2021	8.000		56,500	2,150,000
A918776	Burlingame	CA		12/01/2021	7.500		240,727	3,650,000
A370268	Nashville	TN		02/23/2022	9.000	54,566		640,000
A850207	Lake Havasu City	AZ		12/21/2021	10.000		136,852	69,000
A880948	Las Vegas	NV		12/14/2021	7.000	265,500		355,000
A918212	Sacramento	CA		12/01/2021	8.500		10,587	660,000
A918345	San Francisco	CA		01/28/2022	8.750		43,846	2,500,000
A918798	Sacramento	CA		12/01/2021	8.500		259,816	740,000
A350183	Pinson	AL		12/01/2021	8.000		25,116	170,000
A800075	Denver	CO		12/22/2021	7.500	373,216	77,595	710,000
A918712	Lawndale	CA		12/10/2021	8.000		35,500	850,000
A880914	Las Vegas	NV		01/01/2022	7.000		9,726	875,000
A918870	San Jose	CA		12/01/2021	7.500		355,767	1,650,000
A321092	Jacksonville	FL		12/15/2021	7.500	393,300		600,000
A919152	Los Angeles	CA		12/10/2021	8.250	963,750	6,626	2,800,000
A918508	South Pasadena	CA		12/10/2021	8.000		67,000	1,675,000
A917672	Los Angeles	CA		02/16/2022	8.500		110,000	1,100,000
A919130	Los Angeles	CA		12/30/2021	7.000	2,737,500		4,887,500
A919292	Los Angeles	CA		01/03/2022	7.500	886,500		1,300,000
A918188	Pasadena	CA		12/28/2021	8.500		141,174	1,620,000
A660087	Kansas City	KS		12/03/2021	7.000		25,000	68,000
A270744	Charlotte	NC		02/23/2022	7.000	135,000		200,000
A210320	Spotsylvania	VA		02/09/2022	8.500	186,894		550,000
A980138	Seattle	WA		12/01/2021	8.000		94	170,000
A430675	Waterville	OH		02/09/2022	9.500	216,000		329,000
A881036	Las Vegas	NV		02/25/2022	7.000	168,000		210,000
A9183300	La Jolla	CA		01/12/2022	12.000		91,240	2,400,000
A916710	Redwood City	CA		12/01/2021	8.000		297,351	1,325,000
A914514	Los Angeles	CA		12/22/2021	8.000		85,000	1,300,000
A919252	Lafayette	CA		12/20/2021	7.500		8,029	1,550,000
A918080	Garden Grove	CA		12/21/2021	8.500	1,284,562	79,000	570,000
A915830	Redondo Beach	CA		12/01/2021	7.250		6,358	1,060,000
A750951	Cypress	TX		12/10/2021	8.000	195,000		235,000
A270777	Newton	NC		02/15/2022	7.000	71,100		140,000
A919215	San Diego	CA		12/17/2021	7.000	690,100	55,000	1,650,000
A980195	Seattle	WA		02/04/2022	7.500	70,595		2,370,000
A919174	Compton	CA		12/17/2021	8.250	463,500		450,000
A270543	Concord	NC		12/17/2021	7.000	78,018		86,687
A919427	Los Angeles	CA		02/02/2022	7.750	2,216,104		3,400,000
A750946	Austin	TX		12/22/2021	8.000	223,000		336,140
A916995	Los Angeles	CA		01/27/2022	8.500		243,295	760,000
A660088	Kansas City	KS		12/27/2021	7.000		50,000	65,000
A918134	Newport Beach	CA		12/01/2021	8.500		89,772	2,500,000
A916953	Sacramento	CA		12/29/2021	8.500		38,800	175,000
A980106	Seattle	WA		12/01/2021	8.000		23,909	692,000
A919314	Chula Vista	CA		12/30/2021	7.000	655,000	24,000	900,000

ANNUAL STATEMENT FOR THE YEAR 2022 OF THE AMERICAN EQUITY INVESTMENT LIFE INSURANCE COMPANY

SCHEDULE B - PART 2

Showing All Mortgage Loans ACQUIRED AND ADDITIONS MADE During the Current Year

1 Loan Number	Location		4 Loan Type	5 Date Acquired	6 Rate of Interest	7 Actual Cost at Time of Acquisition	8 Additional Investment Made After Acquisition	9 Value of Land and Buildings
	2 City	3 State						
A919179	San Diego	CA		12/13/2021	7.500	587,807		780,000
A980162	Seattle	WA		12/01/2021	7.500		160,119	675,000
A660090	Kansas City	KS		12/10/2021	7.000		25,000	68,000
A917510	Rancho Cordova	CA		12/02/2021	8.000		34,300	305,000
A919417	Simi Valley	CA		01/28/2022	7.000	790,235		1,010,000
A321167	Jacksonville	FL		02/14/2022	7.500	55,800		90,000
A800066	Denver	CO		12/01/2021	7.500		247,243	750,000
A370245	Sale Creek	TN		12/21/2021	7.000	81,000		90,000
A918441	Los Angeles	CA		12/02/2021	8.500		494,014	780,000
A350160	Oxford	AL		12/01/2021	8.000		89	38,500
A918369	Los Angeles	CA		12/13/2021	8.000		88,000	825,000
A918786	Hidden Hills	CA		12/01/2021	8.000		665,685	4,020,000
A918918	San Diego	CA		12/14/2021	8.000		58,000	1,200,000
A919101	Lake Arrowhead	CA		12/10/2021	8.500	1,337,400	49,800	1,650,000
A919088	Yucca Valley	CA		12/14/2021	10.000	232,000		235,000
A919609	Santa Ana	CA		02/15/2022	8.500	453,000		1,100,000
A150193	Bryn Mawr	PA		12/03/2021	9.000		6,200	360,000
A980192	Seattle	WA		01/27/2022	7.500	40,853		2,075,000
A370126	Knoxville	TN		12/20/2021	10.000		8,770	50,000
A170757	Perth Amboy	NJ		02/08/2022	7.500		28,000	290,000
A850366	Phoenix	AZ		12/10/2021	8.000		176,251	810,000
A270654	Kernersville	NC		02/10/2022	7.000	316,000		395,000
A303229	Gainesville	GA		02/07/2022	8.500	73,400		375,000
A919534	Sacramento	CA		02/18/2022	8.500	344,500		460,000
A917100	Los Angeles	CA		12/01/2021	8.000		302,199	2,600,000
A919025	Woodland Hills	CA		12/21/2021	8.250	778,500	109,000	865,000
A270737	Charlotte	NC		02/18/2022	8.000	184,500		273,000
A919400	Bonita	CA		01/19/2022	7.000	790,000		1,100,000
A850345	Phoenix	AZ		01/14/2022	8.000		49,400	420,000
A916940	Sacramento	CA		12/29/2021	8.500		85,550	175,000
A918459	Los Angeles	CA		12/01/2021	8.500		103,358	1,280,000
A321099	Saint Petersburg	FL		12/16/2021	8.000	230,801		235,000
A370281	Knoxville	TN		02/25/2022	7.000	120,350		185,000
A915983	Los Angeles	CA		01/20/2022	9.000		122,160	1,150,000
A917940	Los Angeles	CA		01/25/2022	8.500		93,000	745,000
A915648	Thousand Oaks	CA		12/23/2021	8.000		345,840	1,600,000
A919267	Inglewood	CA		01/11/2022	8.500	612,500		1,100,000
A918320	Hidden Hills	CA		12/01/2021	7.000		303,624	2,900,000
A881023	Las Vegas	NV		02/16/2022	7.000	256,000		320,000
A916524	Los Angeles	CA		12/01/2021	8.500		102,200	2,005,000
A917937	Redwood City	CA		12/01/2021	8.000		277,136	1,440,000
A919510	Sherman Oaks	CA		02/11/2022	7.500	1,057,485		1,400,000
A914120	Hermosa Beach	CA		12/10/2021	8.500		420,000	2,000,000
A917476	Merced	CA		12/08/2021	8.500		10,600	121,000
A170785	Bloomfield	NJ		12/13/2021	7.500	1,280,325	17,595	1,500,000
A918084	Los Angeles	CA		12/01/2021	8.000		409,143	850,000
A170787	Irvington	NJ		12/13/2021	7.500	3,402,349	51,926	3,630,000
A915446	Los Angeles	CA		01/07/2022	10.000		171,212	950,000
A270263	Raeferd	NC		12/01/2021	8.000		556	40,000
A430638	Cleveland Heights	OH		01/11/2022	8.500		50,549	80,000
A350175	Somerville	AL		12/01/2021	8.000		1,603	165,000
A918695	North Hollywood	CA		12/01/2021	8.000		310,008	1,090,000
A918876	Sacramento	CA		12/01/2021	8.500		41,231	410,000
A919129	Encino	CA		02/09/2022	7.000	3,833,871		16,000,000
A919277	Lake Elsinore	CA		01/14/2022	8.500	148,500		260,000

ANNUAL STATEMENT FOR THE YEAR 2022 OF THE AMERICAN EQUITY INVESTMENT LIFE INSURANCE COMPANY

SCHEDULE B - PART 2

Showing All Mortgage Loans ACQUIRED AND ADDITIONS MADE During the Current Year

1 Loan Number	Location		4 Loan Type	5 Date Acquired	6 Rate of Interest	7 Actual Cost at Time of Acquisition	8 Additional Investment Made After Acquisition	9 Value of Land and Buildings
	2 City	3 State						
A919122	Cupertino	CA		01/28/2022	7.500	1,170,335	18,082	3,600,000
A919357	Lemon Grove	CA		01/20/2022	7.500	482,000		640,000
A919620	San Diego	CA		02/11/2022	7.250	379,560		480,000
A270455	Conover	NC		12/16/2021	8.000		23,175	196,500
A350173	Eastaboga	AL		12/01/2021	8.000		1,916	70,000
A270520	Mooreville	NC		12/20/2021	7.000	280,000		315,000
A916660	Los Angeles	CA		12/06/2021	9.000		109,120	550,001
A916245	West Hollywood	CA		12/08/2021	8.750		207,500	4,815,000
A918989	San Diego	CA		12/09/2021	7.000		100,000	975,000
A919164	Lake Elsinore	CA		12/23/2021	8.500	256,500		285,000
A916265	West Hollywood	CA		12/09/2021	8.750		53,250	5,073,000
A9179810	Los Angeles	CA		12/08/2021	11.000		10,000	930,000
A919185	Sacramento	CA		12/20/2021	7.500	290,500		295,000
A919229	Oceanside	CA		12/23/2021	7.000	505,000	75,000	525,000
A303220	Stockbridge	GA		12/16/2021	7.000	120,700		120,700
A370243	South Pittsburg	TN		12/17/2021	7.000	43,967		50,000
A270512	Greensboro	NC		12/23/2021	7.000	232,000		270,000
A918764	Concord	CA		12/29/2021	8.250		123,312	835,000
A270629	Greensboro	NC		02/04/2022	7.000	184,000		230,000
A919246	Chula Vista	CA		12/27/2021	7.000	868,500		1,200,000
A9187780	Thousand Oaks	CA		12/23/2021	12.000		12,179	590,000
A917769	Los Angeles	CA		12/13/2021	8.000		45,000	1,735,000
A850326	Tucson	AZ		12/30/2021	7.000		25,000	350,000
A918519	Los Angeles	CA		12/14/2021	8.000		16,500	1,465,000
A919231	San Diego	CA		12/21/2021	7.000	715,000	75,000	715,000
A918693	Sacramento	CA		12/02/2021	7.250		76,200	430,000
A210284	Locust Grove	VA		12/06/2021	9.000		183,100	55,000
A320987	Belleair	FL		12/08/2021	7.500		41,600	330,000
A918424	Vista	CA		12/10/2021	7.500		74,500	675,000
A919123	Pomona	CA		12/14/2021	7.000	405,000		450,000
A270540	Richlands	NC		12/14/2021	8.000	144,000		160,000
A917611	Sacramento	CA		12/02/2021	8.500		90,231	460,000
A919206	Norwalk	CA		12/23/2021	7.000	381,901		425,000
A918579	Escondido	CA		12/08/2021	7.500		91,363	980,000
A210265	Locust Grove	VA		12/10/2021	9.000		63,600	80,000
A270376	Kannapolis	NC		12/03/2021	8.000		164,695	50,000
A880942	North Las Vegas	NV		12/17/2021	7.000	348,000		365,000
A916907	Encino	CA		12/01/2021	8.500		4,857	11,400,000
A880600	Las Vegas	NV		01/18/2022	8.000		34,750	621,000
A919137	Perris	CA		12/17/2021	8.000	252,000		235,000
A270804	Monroe	NC		02/28/2022	7.000	292,000		365,000
A210290	Richmond	VA		12/08/2021	8.000		55,580	33,000
A918917	San Diego	CA		12/08/2021	7.000		82,000	670,000
A303025	Hapeville	GA		01/03/2022	10.000		55,445	50,000
A980082	Seattle	WA		12/01/2021	8.500		124,180	625,000
A270490	Winston Salem	NC		12/14/2021	7.000	224,000		224,000
A918615	Colton	CA		12/16/2021	8.000		19,500	77,000
A320826	Sandford	FL		12/22/2021	9.000		115,000	924,000
A917439	Los Angeles	CA		12/01/2021	8.000		178,124	1,150,000
A918536	Whittier	CA		12/03/2021	7.250		50,000	580,000
A918631	El Cajon	CA		12/02/2021	7.500		38,200	700,000
A918832	San Diego	CA		12/30/2021	8.000		50,000	1,075,000
A917255	Santa Barbara	CA		12/08/2021	8.750		21,535	1,600,000
A918943	San Diego	CA		12/13/2021	8.000		14,000	690,000
A9174340	Encino	CA		12/01/2021	11.000		119,601	8,000,000

ANNUAL STATEMENT FOR THE YEAR 2022 OF THE AMERICAN EQUITY INVESTMENT LIFE INSURANCE COMPANY

SCHEDULE B - PART 2

Showing All Mortgage Loans ACQUIRED AND ADDITIONS MADE During the Current Year

1 Loan Number	Location		4 Loan Type	5 Date Acquired	6 Rate of Interest	7 Actual Cost at Time of Acquisition	8 Additional Investment Made After Acquisition	9 Value of Land and Buildings
	2 City	3 State						
A918853	Menifee	CA		12/14/2021	9.000		110,400	550,000
A918948	San Jose	CA		12/10/2021	8.000	260,000		260,000
A270513	Charlotte	NC		12/10/2021	7.000	320,000		365,000
A916412	Los Angeles	CA		12/15/2021	8.500		4,000	250,000
A915089	El Dorado Hills	CA		12/30/2021	9.000		23,000	465,000
A270727	Gastonia	NC		02/14/2022	7.000	228,000		285,000
A970057	Sandy	OR		01/21/2022	8.000		5,900	161,000
A919240	San Diego	CA		12/20/2021	7.500	982,000	80,000	1,100,000
A919288	Richmond	CA		12/30/2021	7.500	351,000		635,000
A270796	Charlotte	NC		02/28/2022	7.000	225,000		290,000
A880617	Las Vegas	NV		12/15/2021	7.500		29,800	700,000
A370193	Hermitage	TN		01/14/2022	7.500		53,375	236,000
A917307	Visalia	CA		02/14/2022	8.500		58,400	110,000
A914636	West Hollywood	CA		01/31/2022	9.000		25,500	1,615,000
A880521	Las Vegas	NV		12/13/2021	9.500		333,506	450,000
A918634	San Diego	CA		12/08/2021	7.000		28,450	690,000
A970058	Rainier	OR		12/01/2021	8.000		10,000	242,000
A918995	Los Angeles	CA		12/16/2021	7.500	822,656	5,142	1,000,000
A210280	Locust Grove	VA		12/23/2021	9.000		96,500	66,409
A370251	Knoxville	TN		12/22/2021	7.000	96,110		68,000
A918969	Hawthorne	CA		12/01/2021	8.000		140,000	845,000
A918602	San Diego	CA		12/16/2021	7.500		38,068	1,100,000
A917164	Sherman Oaks	CA		12/01/2021	8.500		124,444	1,125,000
A916692	Los Angeles	CA		12/28/2021	8.500		44,000	1,200,000
A321094	Pinellas Park	FL		12/22/2021	7.500	202,500		225,000
A918907	Los Angeles	CA		12/01/2021	7.500		15,160	1,550,000
A270478	Mc Leansville	NC		12/14/2021	7.000	200,000		225,000
A918708	Thousand Oaks	CA		12/02/2021	8.250		105,500	900,000
A270550	Charlotte	NC		12/21/2021	7.000	202,500		225,000
A980139	Seattle	WA		12/01/2021	8.000		145	455,000
A918587	Davis	CA		12/02/2021	7.250		36,550	620,000
A919134	Oceanside	CA		12/23/2021	7.000	634,000	70,000	640,000
A270567	Charlotte	NC		12/23/2021	7.000	204,000		235,000
A270523	Greensboro	NC		12/13/2021	7.000	184,500		205,000
A917572	Thousand Oaks	CA		12/01/2021	8.500		66,700	590,000
A916283	Venice	CA		02/02/2022	8.750		100,000	1,640,000
A850340	Tucson	AZ		01/10/2022	7.000		45,000	217,000
A918906	Oceanside	CA		12/13/2021	7.000		32,750	490,000
A916971	Los Angeles	CA		12/01/2021	8.500		205,383	2,300,000
A918487	Cameron Park	CA		12/02/2021	7.250		66,550	510,000
A918068	Sacramento	CA		12/01/2021	8.500		8,741	707,000
A918830	San Diego	CA		12/16/2021	7.500		12,348	960,000
A919141	Vista	CA		12/17/2021	7.000	420,000		380,000
A880464	Las Vegas	NV		12/14/2021	9.750		22,000	815,000
A918371	Los Angeles	CA		12/08/2021	8.000		10,000	770,000
A321026	Clearwater	FL		01/07/2022	7.500		50,000	350,000
A916415	Oxnard	CA		12/03/2021	9.000		115,309	1,425,000
A321022	Largo	FL		12/21/2021	8.500		26,000	775,000
A916478	Venice	CA		12/09/2021	8.750		39,750	3,500,000
A918979	Spring Valley	CA		12/09/2021	7.000		75,000	630,000
A918623	Van Nuys	CA		12/08/2021	9.000		13,550	700,000
A918606	San Diego	CA		12/09/2021	7.000		90,000	850,000
A918889	San Diego	CA		01/03/2022	7.000		3,625	510,000
A918827	Vista	CA		12/08/2021	7.500		75,000	500,000
A320903	Poinciana	FL		12/14/2021	8.500		17,800	1,112,000

ANNUAL STATEMENT FOR THE YEAR 2022 OF THE AMERICAN EQUITY INVESTMENT LIFE INSURANCE COMPANY

SCHEDULE B - PART 2

Showing All Mortgage Loans ACQUIRED AND ADDITIONS MADE During the Current Year

1	Location		4	5	6	7	8	9
	2	3						
Loan Number	City	State	Loan Type	Date Acquired	Rate of Interest	Actual Cost at Time of Acquisition	Additional Investment Made After Acquisition	Value of Land and Buildings
A918568	Aptos	CA		12/10/2021	8.500		114,474	1,300,000
A918968	Escondido	CA		12/09/2021	7.000		57,000	515,000
A918877	La Mesa	CA		12/09/2021	7.000		24,700	625,000
A919269	San Diego	CA		12/21/2021	7.250	441,000		441,000
A918131	Menlo Park	CA		12/01/2021	8.000		25,995	2,270,000
A916751	Walnut Creek	CA		12/01/2021	8.750		97,481	615,000
A850356	Tucson	AZ		02/03/2022	7.000		42,000	206,000
A916878	Redwood City	CA		12/01/2021	8.500		186,963	1,225,000
A918691	San Diego	CA		12/16/2021	7.500		5,000	1,010,000
A916952	Los Angeles	CA		12/01/2021	8.500		175,694	1,725,000
A270544	Charlotte	NC		12/23/2021	7.000	248,000		292,000
A270556	Winston Salem	NC		12/22/2021	7.000	188,000		215,000
A918397	San Diego	CA		12/30/2021	8.000		33,500	1,400,000
A918828	Spring Valley	CA		12/09/2021	7.000		52,000	425,100
A850328	Tucson	AZ		12/08/2021	7.000		46,000	116,500
A919008	Indio	CA		12/17/2021	8.500	502,500		502,500
A916495	Panorama City	CA		12/23/2021	8.500		13,500	490,000
A918891	San Diego	CA		12/09/2021	7.000		59,750	950,000
A270558	Charlotte	NC		12/15/2021	7.000	292,500		325,000
A270531	Charlotte	NC		12/20/2021	7.000	283,500		315,000
A370278	Strawberry Plains	TN		02/17/2022	7.000	138,000		138,000
A9179510	Los Angeles	CA		12/27/2021	12.000		20,868	1,800,000
A918751	San Marcos	CA		12/29/2021	7.000		5,500	985,000
A270761	Charlotte	NC		02/23/2022	7.000	229,500		290,000
A370247	Cleveland	TN		12/16/2021	7.000	167,275		170,000
A918649	El Cajon	CA		12/10/2021	7.500		174,000	1,000,000
A270524	Rural Hall	NC		12/20/2021	7.000	192,000		225,000
A919258	Pomona	CA		12/27/2021	7.000	446,400		585,000
A270795	Charlotte	NC		02/28/2022	7.000	256,000		320,000
A916606	Los Angeles	CA		12/15/2021	8.500		4,000	250,000
A980083	Seattle	WA		12/01/2021	8.500		184,008	520,000
A460269	Fort Wayne	IN		03/30/2022	8.750	103,500		165,000
A350238	Montgomery	AL		05/25/2022	7.500	121,702		155,000
A210292	Henrico	VA		03/11/2022	8.000		17,390	230,000
A980176	Kirkland	WA		03/01/2022	7.500		40,554	1,250,000
A919890	Richmond	CA		04/01/2022	7.500	426,500		570,000
A919007	San Diego	CA		04/05/2022	7.500	825,000	23,500	1,100,000
A919993	Lakeside	CA		04/01/2022	7.000	538,500	87,600	840,000
A920067	Pasadena	CA		04/25/2022	7.500	616,500		975,000
A320991	South Pasadena	FL		03/08/2022	8.000		24,500	360,000
A919367	Simi Valley	CA		03/25/2022	8.000	612,000		790,000
A918324	Ventura	CA		03/01/2022	8.500		54,451	1,100,001
A881012	Logandale	NV		03/04/2022	7.000	160,733		210,000
A917213	Los Angeles	CA		03/01/2022	9.000		342,723	1,500,000
A321277	Kissimmee	FL		05/10/2022	8.500	25,000		1,340,000
A919957	Oakland	CA		05/27/2022	8.000	635,000		2,000,000
A919766	Los Angeles	CA		03/14/2022	7.500	808,299	45,345	2,300,000
A170797	Woodbridge	NJ		03/22/2022	7.500		69,000	300,000
A920212	San Diego	CA		05/19/2022	7.500	665,000		1,075,000
A920013	Rohnert Park	CA		04/11/2022	8.500	472,500		690,000
A920140	San Diego	CA		04/22/2022	7.750	800,000	36,700	1,100,000
A460274	Fort Wayne	IN		05/27/2022	9.000	103,500		160,000
A270770	Shelby	NC		05/02/2022	8.000	866		280,000
A500048	Des Moines	IA		04/25/2022	8.500	114,300		179,000
A920148	Stockton	CA		05/25/2022	8.500	353,490		475,000

ANNUAL STATEMENT FOR THE YEAR 2022 OF THE AMERICAN EQUITY INVESTMENT LIFE INSURANCE COMPANY

SCHEDULE B - PART 2

Showing All Mortgage Loans ACQUIRED AND ADDITIONS MADE During the Current Year

1 Loan Number	Location		4 Loan Type	5 Date Acquired	6 Rate of Interest	7 Actual Cost at Time of Acquisition	8 Additional Investment Made After Acquisition	9 Value of Land and Buildings
	2 City	3 State						
A917087	Los Angeles	CA		03/01/2022	8.500		2,247	1,625,000
A881165	Las Vegas	NV		05/24/2022	7.250	468,000		615,000
A920141	San Francisco	CA		04/29/2022	7.750	711,000		1,400,000
A270983	Charlotte	NC		04/19/2022	7.000	368,000		460,000
A920110	Pine Valley	CA		04/27/2022	7.250	456,000		640,000
A918514	San Diego	CA		04/15/2022	7.500		28,400	945,000
A210349	Orange	VA		05/19/2022	8.750	2,778		400,000
A750931	Laredo	TX		03/01/2022	8.500		20,133	100,000
A271093	Charlotte	NC		05/03/2022	7.250	320,000		398,000
A270961	Supply	NC		05/23/2022	8.000	1		350,000
A980183	Seattle	WA		03/02/2022	7.500		160,222	790,000
A270334	Hickory	NC		03/01/2022	9.000		116,292	55,000
A920012	San Diego	CA		04/13/2022	7.250	740,000		1,000,000
A321261	Lehigh Acres	FL		04/15/2022	8.500	185,400		275,000
A980190	Seattle	WA		03/01/2022	7.500		175,635	2,025,000
A920186	Anza	CA		05/13/2022	8.250	198,000		365,000
A919828	Big Bear City	CA		03/17/2022	7.250	700,000		820,000
A271165	Charlotte	NC		05/27/2022	7.250	332,000		415,000
A850293	Paradise Valley	AZ		04/25/2022	8.500		24,850	1,075,000
A919840	Topanga	CA		04/07/2022	8.500	1,305,000		1,800,000
A920019	Palmdale	CA		04/08/2022	8.000	551,250		720,000
A270883	Brown Summit	NC		04/06/2022	7.000	268,000		335,000
A270814	Gastonia	NC		03/11/2022	7.000	198,000		260,000
A321275	Jacksonville	FL		04/29/2022	7.500	127,500		170,000
A751024	Austin	TX		05/23/2022	8.500	409,500		462,000
A919437	Spring Valley	CA		03/08/2022	7.000		100,000	920,000
A303312	Rossville	GA		05/26/2022	7.500	110,925		190,000
A321283	North Miami	FL		05/20/2022	8.000	1,757,500		2,750,000
A918263	Los Angeles	CA		03/01/2022	7.000		6,764	2,700,000
A881077	Las Vegas	NV		03/21/2022	7.000	264,600		320,000
A919713	Winchester	CA		03/31/2022	8.000	419,100		700,000
A919781	Mariposa	CA		03/22/2022	7.000	468,750		675,000
A919322	Fountain Valley	CA		03/09/2022	8.500		20,000	1,400,000
A920052	Thousand Oaks	CA		04/27/2022	7.750	312,000		390,000
A919760	San Diego	CA		03/11/2022	7.250	810,000	60,000	925,000
A303294	Marietta	GA		05/03/2022	8.500	486,100		745,000
A980207	Seattle	WA		03/09/2022	7.500	265,769	1,661	550,000
A919860	Encinitas	CA		03/15/2022	7.250	1,025,000	55,000	1,480,000
A919937	San Diego	CA		03/30/2022	7.000	976,000		1,220,000
A321337	Jacksonville	FL		05/19/2022	7.750	76,500		110,000
A917837	Los Angeles	CA		03/01/2022	8.000		297,331	1,305,000
A919991	Oxnard	CA		04/21/2022	8.500	1,910,500	130,000	2,565,000
A920090	Santa Barbara	CA		04/29/2022	8.000	1,890,000		3,150,000
A919796	Atherton	CA		03/15/2022	7.000	5,130,000		6,800,000
A271113	Charlotte	NC		05/12/2022	7.250	284,000		370,000
A919309	Lancaster	CA		05/16/2022	8.000	207,000		350,000
A881041	Las Vegas	NV		03/04/2022	7.000	368,000		460,000
A916160	Belvedere Tiburon	CA		04/29/2022	9.000		80,000	1,340,000
A350163	Fultondale	AL		03/01/2022	8.000		146	50,000
A919835	San Marcos	CA		03/16/2022	7.250	751,500		1,000,000
A271047	Greensboro	NC		05/20/2022	7.000	196,000		245,000
A917972	Stanton	CA		03/03/2022	8.500		7,000	520,000
A321039	Saint Petersburg	FL		05/17/2022	7.500		9,000	760,000
A321296	Lehigh Acres	FL		05/03/2022	8.750	256,500		370,000
A350179	Montgomery	AL		05/06/2022	7.250		50,943	75,000

ANNUAL STATEMENT FOR THE YEAR 2022 OF THE AMERICAN EQUITY INVESTMENT LIFE INSURANCE COMPANY

SCHEDULE B - PART 2

Showing All Mortgage Loans ACQUIRED AND ADDITIONS MADE During the Current Year

1 Loan Number	Location		4 Loan Type	5 Date Acquired	6 Rate of Interest	7 Actual Cost at Time of Acquisition	8 Additional Investment Made After Acquisition	9 Value of Land and Buildings
	2 City	3 State						
A919585	Sylmar	CA		04/01/2022	7.000		104,000	1,025,000
A918872	San Jose	CA		03/01/2022	7.500		342,932	1,450,000
A170743	Hillside	NJ		05/31/2022	8.000		1,000	160,000
A630520	Kansas City	MO		05/27/2022	8.250	161,800		215,000
A630479	Independence	MO		04/05/2022	7.250		39,750	68,000
A919764	Newport Beach	CA		03/10/2022	7.500	1,710,018		5,490,000
A918653	San Francisco	CA		03/01/2022	8.500		259,579	1,475,000
A980241	Seattle	WA		05/27/2022	8.250	427,500		1,100,000
A350233	Montgomery	AL		04/29/2022	7.500	122,424		165,000
A630456	Kansas City	MO		03/11/2022	8.500		47,950	128,000
A920094	Alpine	CA		05/09/2022	7.250	1,896,000		3,500,001
A321353	Daytona Beach	FL		05/27/2022	7.750	160,500		310,000
A271039	Greensboro	NC		04/28/2022	7.000	280,000		350,000
A630482	Independence	MO		03/22/2022	7.250		89,586	91,000
A370299	Maryville	TN		03/24/2022	7.000	157,350		285,000
A917377	Torrance	CA		03/04/2022	8.500		602,000	1,250,001
A150257	North Wales	PA		04/22/2022	8.000	328,475		440,000
A919392	Pasadena	CA		04/12/2022	8.000		61,500	1,300,000
A919408	Hidden Hills	CA		05/10/2022	8.000	3,875,533		16,000,001
A370293	Hendersonville	TN		03/17/2022	7.500	336,000		420,000
A800069	Denver	CO		03/01/2022	7.500		407,083	1,245,000
A920312	San Mateo	CA		05/19/2022	7.750	1,510,000		3,300,000
A919593	Santa Ana	CA		03/14/2022	8.000	1,040,000	91,850	1,550,000
A918895	North Hollywood	CA		03/08/2022	8.500	687,150	37,150	2,000,000
A918174	Menlo Park	CA		03/01/2022	8.000		422,164	2,450,000
A350217	Decatur	AL		03/01/2022	8.000		1,916	100,000
A850346	Phoenix	AZ		03/29/2022	8.500		360,407	850,000
A919259	Los Angeles	CA		03/16/2022	7.000		120,000	790,000
A920053	Camarillo	CA		05/23/2022	8.500	624,369		980,000
A919920	San Diego	CA		03/25/2022	7.250	560,250		745,000
A919981	San Diego	CA		04/25/2022	7.500	564,150	33,700	775,000
A271066	Burlington	NC		04/25/2022	8.000	140,000		175,000
A210347	Orange	VA		05/19/2022	8.750	2,778		400,000
A321331	Palm Bay	FL		05/23/2022	8.250	166,500		320,000
A881157	Las Vegas	NV		05/19/2022	7.250	1,947,500		3,200,000
A270301	High Point	NC		05/23/2022	7.250	270,000		340,000
A917759	Yucaipa	CA		03/23/2022	8.500		165,629	130,000
A321249	Deltona	FL		04/08/2022	7.500	198,000		335,000
A370330	Murfreesboro	TN		05/27/2022	7.750	432,000		615,000
A271020	Jacksonville	NC		04/22/2022	8.000	187,500		250,000
A917308	Oakland	CA		04/08/2022	8.500		3,500	120,000
A918886	Los Angeles	CA		03/18/2022	8.000		319,500	760,000
A920082	Big Bear Lake	CA		04/25/2022	7.250	660,000		1,050,000
A920222	Indian Wells	CA		05/20/2022	8.000	1,490,500		2,400,000
A350240	Montgomery	AL		05/31/2022	7.500	123,940		165,000
A920042	Vallejo	CA		04/14/2022	8.500	289,750		525,000
A270893	Charlotte	NC		04/26/2022	7.000	157,500		220,000
A271102	Hope Mills	NC		05/26/2022	7.250	139,500		190,000
A271017	High Point	NC		05/20/2022	7.000	272,000		340,000
A270351	Hickory	NC		03/01/2022	9.000		282,003	145,000
A918096	Sacramento	CA		03/16/2022	8.500		44,000	530,000
A920076	Oakland	CA		04/26/2022	9.000	1,009,500	95,000	2,450,000
A271082	Greensboro	NC		05/27/2022	7.250	248,000		310,000
A919853	San Diego	CA		04/01/2022	7.500	971,000	10,000	1,400,000
A430595	University Heights	OH		04/06/2022	8.000		25,450	125,000

ANNUAL STATEMENT FOR THE YEAR 2022 OF THE AMERICAN EQUITY INVESTMENT LIFE INSURANCE COMPANY

SCHEDULE B - PART 2

Showing All Mortgage Loans ACQUIRED AND ADDITIONS MADE During the Current Year

1 Loan Number	Location		4 Loan Type	5 Date Acquired	6 Rate of Interest	7 Actual Cost at Time of Acquisition	8 Additional Investment Made After Acquisition	9 Value of Land and Buildings
	2 City	3 State						
A290105	Hanahan	SC		04/01/2022	7.500	220,500		344,000
A630519	Kansas City	MO		05/24/2022	8.250	178,500		250,000
A920356	Moss Landing	CA		05/25/2022	8.500	693,000		1,000,000
A800099	Denver	CO		04/18/2022	7.500	1,222,406		1,715,000
A919699	Los Angeles	CA		03/11/2022	8.000	865,854	5,772	1,700,000
A270958	Gastonia	NC		05/20/2022	8.250	59,188		275,000
A920075	Oceanside	CA		04/20/2022	7.250	650,000		900,000
A919708	Big Bear Lake	CA		03/03/2022	7.250	650,000		1,200,000
A918663	Encino	CA		03/01/2022	8.000		573,527	1,900,000
A271103	Charlotte	NC		05/20/2022	8.250	4,035		370,000
A321348	Jacksonville	FL		05/31/2022	7.750	209,800		285,000
A919915	San Diego	CA		03/29/2022	7.250	567,000		790,000
A271171	Monroe	NC		05/31/2022	7.250	364,000		455,000
A321232	Vero Beach	FL		05/16/2022	8.000	117,000		230,000
A920265	Palmdale	CA		05/17/2022	8.000	364,500		520,000
A270992	Charlotte	NC		05/27/2022	7.000	261,000		340,000
A919900	Arleta	CA		04/07/2022	8.250	500,000		820,000
A270453	Conover	NC		03/21/2022	8.000		80,579	25,000
A881071	Las Vegas	NV		03/30/2022	8.000	106,875		170,000
A919186	Garden Grove	CA		03/10/2022	8.500		50,000	800,000
A290122	Anderson	SC		05/18/2022	9.000	74,800		95,000
A270818	Gastonia	NC		05/25/2022	7.000	202,500		275,000
A271065	Charlotte	NC		05/06/2022	8.000	272,000		365,500
A919493	Pacoima	CA		03/28/2022	8.500	404,400	20,000	850,000
A270966	Charlotte	NC		04/04/2022	8.000	154,800		203,000
A920316	Escondido	CA		05/27/2022	7.500	602,000		840,000
A271060	Matthews	NC		05/20/2022	7.000	344,000		430,000
A918911	Westminster	CA		03/03/2022	9.000		190,000	1,600,000
A881078	Las Vegas	NV		03/24/2022	7.000	289,800		395,000
A210316	Richmond	VA		05/02/2022	8.000		101,306	9,000
A917997	Montebello	CA		03/01/2022	8.500		69,989	470,000
A270920	Richlands	NC		04/14/2022	8.000	179,100		225,000
A919830	Stockton	CA		03/30/2022	8.500	342,000		460,000
A271009	Charlotte	NC		04/11/2022	7.000	300,000		370,000
A751030	Austin	TX		05/19/2022	8.500	409,500		462,000
A917250	Los Angeles	CA		04/15/2022	8.500		71,000	970,000
A918629	Los Angeles	CA		03/03/2022	8.500		84,000	950,000
A210350	Locust Grove	VA		05/18/2022	8.750	12,832		445,000
A881146	Henderson	NV		05/25/2022	7.250	418,500		590,000
A881130	Las Vegas	NV		04/22/2022	9.000	274,500		385,000
A270824	Charlotte	NC		03/23/2022	7.000	288,000		360,000
A321251	Clearwater	FL		04/29/2022	7.500	196,200		315,000
A270765	Cornelius	NC		05/19/2022	8.000	117,522		425,000
A321250	Clearwater	FL		04/13/2022	7.500	197,000		315,000
A370312	Chattanooga	TN		05/12/2022	7.000	113,200		210,001
A920133	Los Angeles	CA		04/28/2022	7.750	1,928,400		3,100,000
A800097	Colorado Springs	CO		04/14/2022	8.500	292,500		366,000
A850319	Phoenix	AZ		03/08/2022	8.000		120,003	785,000
A271011	Salisbury	NC		04/22/2022	7.000	104,310		140,000
A150192	Philadelphia	PA		03/04/2022	8.500		6,300	165,000
A170717	Montclair Township	NJ		05/13/2022	8.000		19,000	285,000
A919792	Westminster	CA		04/29/2022	8.500	724,500		975,000
A918416	Los Angeles	CA		03/21/2022	8.500		335,890	1,530,000
A270919	Richlands	NC		03/31/2022	8.000	169,200		215,000
A210258	Richmond	VA		03/09/2022	7.500		110,065	388,000

ANNUAL STATEMENT FOR THE YEAR 2022 OF THE AMERICAN EQUITY INVESTMENT LIFE INSURANCE COMPANY

SCHEDULE B - PART 2

Showing All Mortgage Loans ACQUIRED AND ADDITIONS MADE During the Current Year

1	Location		4	5	6	7	8	9
	2	3						
Loan Number	City	State	Loan Type	Date Acquired	Rate of Interest	Actual Cost at Time of Acquisition	Additional Investment Made After Acquisition	Value of Land and Buildings
A920022	San Diego	CA		04/04/2022	7.000	800,000		1,175,000
A303233	Fairburn	GA		04/25/2022	7.000	40,800		80,000
A271146	Statesville	NC		05/24/2022	7.250	240,660		305,000
A170819	Manville	NJ		03/15/2022	8.000	222,300		400,000
A271149	Gastonia	NC		05/20/2022	7.250	332,000		415,000
A321276	Ormond Beach	FL		05/31/2022	7.500	481,500		900,000
A370309	Cleveland	TN		04/21/2022	7.000	83,700	9,400	220,000
A915200	Corte Madera	CA		05/27/2022	9.000		7,000	1,214,000
A370308	Etowah	TN		04/19/2022	7.000	16,480		140,000
A920031	Gardena	CA		04/25/2022	8.500	666,000		850,000
A430647	Akron	OH		03/23/2022	8.500		74,725	134,003
A919785	Van Nuys	CA		03/18/2022	7.000	663,599	85,000	1,300,000
A920077	Escondido	CA		04/18/2022	7.250	501,000	40,000	720,000
A600212	Dolton	IL		04/06/2022	8.025		1,740	505,000
A630513	Kansas City	MO		04/27/2022	9.500	80,750		140,000
A919420	Northridge	CA		03/22/2022	8.000		120,250	1,450,000
A800083	Denver	CO		04/01/2022	7.500		7,274	800,000
A919831	Encinitas	CA		03/28/2022	7.000	995,900		1,275,000
A980177	Kirkland	WA		03/01/2022	7.500		42,876	1,200,000
A271026	Winston Salem	NC		04/22/2022	7.000	264,000		322,000
A919948	San Diego	CA		03/24/2022	7.250	945,000		1,220,000
A918633	Los Angeles	CA		04/21/2022	8.000		64,217	1,620,000
A920023	El Sobrante	CA		04/08/2022	7.000	630,000		975,000
A880952	Las Vegas	NV		03/01/2022	7.000		18,076	1,175,000
A920030	El Cajon	CA		04/15/2022	7.250	500,000		710,000
A630514	Excelsior Springs	MO		05/05/2022	8.250	138,100		190,000
A321015	Saint Petersburg	FL		05/11/2022	7.500		12,700	312,000
A271069	Monroe	NC		04/29/2022	7.250	210,783		290,000
A190035	Claymont	DE		04/08/2022	8.000	135,000		285,000
A917086	Los Angeles	CA		03/02/2022	8.000		61,750	820,000
A919301	Paradise	CA		03/28/2022	8.000		140,026	425,000
A919487	Oceanside	CA		04/04/2022	7.500		124,000	1,050,000
A321322	Miami Beach	FL		05/17/2022	8.000	856,004		3,200,000
A370302	Knoxville	TN		04/28/2022	7.000	131,150		210,000
A850443	Phoenix	AZ		05/23/2022	8.250	597,500		2,200,000
A270345	Oriental	NC		03/01/2022	8.500		82,899	61,600
A918270	Los Angeles	CA		03/18/2022	8.000		94,500	620,000
A919598	San Francisco	CA		04/07/2022	7.500	1,787,000		3,200,000
A917683	Los Angeles	CA		03/01/2022	8.500		215,000	1,100,000
A920066	Del Mar	CA		04/25/2022	8.000	2,662,500		3,650,000
A303292	Lafayette	GA		05/20/2022	7.000	95,100		150,000
A920125	La Mesa	CA		05/23/2022	7.250	651,500		820,000
A430555	Washington Court House	OH		04/05/2022	8.000		9,000	145,000
A919501	Torrance	CA		05/31/2022	8.000	778,500		1,050,000
A916005	West Hollywood	CA		03/01/2022	8.000		385,826	1,750,000
A150218	Philadelphia	PA		05/03/2022	8.000		8,700	2,355,000
A918936	Reseda	CA		04/22/2022	8.000		125,500	645,000
A919789	Costa Mesa	CA		03/21/2022	7.250	877,500		1,850,000
A918073	Sacramento	CA		03/18/2022	8.000		350	570,000
A919806	San Diego	CA		03/21/2022	7.250	1,025,000		1,335,000
A919050	Los Angeles	CA		04/11/2022	7.250		55,000	699,000
A980164	Seattle	WA		04/26/2022	7.500		56,500	560,000
A430586	Lakewood	OH		03/17/2022	8.000		125,402	530,000
A210291	Richmond	VA		05/02/2022	8.000		60,110	30,000
A880805	Las Vegas	NV		04/29/2022	7.500		70,000	686,000

ANNUAL STATEMENT FOR THE YEAR 2022 OF THE AMERICAN EQUITY INVESTMENT LIFE INSURANCE COMPANY

SCHEDULE B - PART 2

Showing All Mortgage Loans ACQUIRED AND ADDITIONS MADE During the Current Year

1	Location		4	5	6	7	8	9
	2	3						
Loan Number	City	State	Loan Type	Date Acquired	Rate of Interest	Actual Cost at Time of Acquisition	Additional Investment Made After Acquisition	Value of Land and Buildings
A919139	San Diego	CA		03/11/2022	7.000	509,000	50,000	705,000
A630483	Independence	MO		04/04/2022	7.250		83,765	55,000
A920007	San Diego	CA		04/05/2022	7.250	575,000		790,000
A370317	Knoxville	TN		04/28/2022	7.500	63,000		280,000
A270967	Concord	NC		04/04/2022	7.000	284,000		353,000
A350241	Montgomery	AL		05/27/2022	7.500	97,373		135,000
A150203	Philadelphia	PA		03/04/2022	8.250		11,150	350,000
A630510	Kansas City	MO		04/28/2022	8.500	774,000		1,400,000
A321257	Saint Petersburg	FL		04/08/2022	8.500	546,200		900,000
A920096	Oceanside	CA		04/21/2022	7.250	666,000		935,000
A210272	Mineral	VA		03/01/2022	9.000		93,100	35,000
A321325	Jacksonville	FL		05/12/2022	7.750	71,250		95,000
A916911	Santa Monica	CA		03/01/2022	8.000		224,008	1,800,000
A920308	San Diego	CA		05/16/2022	7.500	1,021,000		1,260,000
A321290	Tampa	FL		05/05/2022	8.750	401,250		535,000
A920269	La Jolla	CA		05/17/2022	7.750	3,284,405		5,100,000
A920024	Landers	CA		05/16/2022	8.000	252,000		575,000
A500050	Davenport	IA		04/29/2022	7.250	100,202		160,000
A918591	Los Angeles	CA		03/04/2022	8.000		50,000	1,170,000
A270982	Jacksonville	NC		04/13/2022	8.000	96,485		135,000
A919841	Coarsegold	CA		03/29/2022	8.000	297,500		430,000
A917490	Los Angeles	CA		03/09/2022	9.000		60,186	750,000
A321004	Saint Petersburg	FL		03/02/2022	7.500		6,500	260,000
A918010	Pasadena	CA		03/28/2022	8.000		25,800	1,125,000
A170826	Hamilton	NJ		05/18/2022	8.750	222,000		410,000
A321342	Saint Petersburg	FL		05/24/2022	7.750	332,100		500,000
A270767	Shelby	NC		04/28/2022	8.000	1		280,000
A271106	Jacksonville	NC		05/19/2022	8.000	232,000		290,000
A919506	Carlsbad	CA		05/20/2022	7.500		76,000	2,150,000
A980223	Spokane	WA		04/04/2022	8.000	203,075		305,000
A917743	Los Angeles	CA		03/16/2022	8.500		105,000	800,000
A918721	Los Angeles	CA		04/01/2022	8.500		107,970	840,000
A751022	Austin	TX		05/19/2022	8.500	409,500		455,000
A321328	Palm Harbor	FL		05/17/2022	7.750	473,500		750,000
A210327	Locust Grove	VA		03/01/2022	8.500	92,437	210,300	460,000
A917816	Los Angeles	CA		04/08/2022	8.500		35,120	1,200,000
A460247	Indianapolis	IN		03/01/2022	9.000		287	59,000
A918253	La Jolla	CA		03/01/2022	8.750		279,243	8,000,000
A600491	East Moline	IL		05/10/2022	7.250	82,500		120,000
A919714	El Cajon	CA		03/03/2022	7.250	562,000	65,000	900,000
A290115	Anderson	SC		05/19/2022	7.500	6,250		130,000
A919705	Squaw Valley	CA		03/29/2022	8.500	195,000		260,000
A918032	Los Angeles	CA		03/01/2022	8.000		531,165	1,850,000
A270701	Charlotte	NC		03/03/2022	8.000	9,165	61	385,000
A881066	Las Vegas	NV		03/18/2022	7.000	294,300		375,000
A918528	Los Angeles	CA		03/09/2022	8.000		23,500	1,800,001
A170728	Montclair	NJ		05/13/2022	8.000		10,000	1,235,000
A920407	Los Angeles	CA		05/25/2022	7.500	922,500		1,550,000
A881161	Las Vegas	NV		05/20/2022	7.250	149,400		215,000
A920173	Squaw Valley	CA		05/12/2022	9.000	108,000		225,000
A880558	Carson City	NV		03/24/2022	9.000		519,401	450,000
A916276	North Hollywood	CA		05/10/2022	8.000		94,000	1,110,001
A916039	Los Angeles	CA		03/11/2022	8.500		30,000	685,000
A919562	San Diego	CA		05/24/2022	7.500	850,000		1,200,000
A920089	West Sacramento	CA		04/29/2022	8.500	310,500		400,000

ANNUAL STATEMENT FOR THE YEAR 2022 OF THE AMERICAN EQUITY INVESTMENT LIFE INSURANCE COMPANY

SCHEDULE B - PART 2

Showing All Mortgage Loans ACQUIRED AND ADDITIONS MADE During the Current Year

1 Loan Number	Location		4 Loan Type	5 Date Acquired	6 Rate of Interest	7 Actual Cost at Time of Acquisition	8 Additional Investment Made After Acquisition	9 Value of Land and Buildings
	2 City	3 State						
A271068	Graham	NC		05/19/2022	7.250	164,000		215,000
A980231	Arlington	WA		05/16/2022	8.250	536,250		895,000
A919952	San Marcos	CA		04/01/2022	7.250	495,000	12,000	630,000
A918375	Sacramento	CA		03/01/2022	8.500		143,178	825,000
A919670	Pine Mountain Club	CA		03/18/2022	7.500	240,300		400,000
A918710	Los Angeles	CA		05/17/2022	7.500		35,250	400,000
A271144	Moorestville	NC		05/20/2022	7.250	324,000		415,000
A919886	San Diego	CA		03/17/2022	7.250	1,147,500		1,400,000
A919675	Los Angeles	CA		03/23/2022	7.500	798,750		1,320,000
A980111	Seattle	WA		03/01/2022	8.000		72,863	1,000,000
A370326	Etowah	TN		05/26/2022	7.500	76,500		130,000
A800090	Denver	CO		05/05/2022	7.500	39,293		1,150,000
A170759	Jersey City	NJ		05/31/2022	8.000		24,000	1,625,000
A751021	Killeen	TX		04/29/2022	7.750	140,500		190,000
A919530	Pacoima	CA		03/23/2022	7.000		103,500	1,000,000
A918868	Menlo Park	CA		03/01/2022	7.500		289,508	1,550,000
A918476	San Diego	CA		03/08/2022	7.000		27,000	695,000
A918785	Los Angeles	CA		03/09/2022	8.000		58,250	1,275,000
A919944	Sacramento	CA		04/12/2022	8.250	393,750		525,000
A919442	La Jolla	CA		03/10/2022	7.000		135,000	1,900,000
A840024	Ogden	UT		05/25/2022	7.750	210,000		300,000
A919977	Big Bear Lake	CA		05/26/2022	8.500	147,000		395,000
A918007	Redondo Beach	CA		03/01/2022	8.000		344,170	1,050,000
A920251	Los Angeles	CA		05/24/2022	10.000	594,000		800,000
A917707	Los Angeles	CA		04/13/2022	8.000		289,848	3,500,000
A920032	Santa Barbara	CA		04/28/2022	7.000	1,485,000		2,100,000
A800067	Denver	CO		03/01/2022	7.500		228,199	660,000
A919916	San Diego	CA		03/22/2022	7.250	918,000	72,000	1,170,000
A919237	Valley Center	CA		03/03/2022	7.000		15,000	1,075,000
A919856	Los Angeles	CA		04/25/2022	8.000	1,208,500	41,000	2,000,000
A919307	Palmdale	CA		05/17/2022	8.000	247,500		410,000
A190033	Newark	DE		05/16/2022	8.000	207,000		330,000
A918269	North Hollywood	CA		04/19/2022	7.500		123,500	630,000
A920028	Sacramento	CA		04/11/2022	8.500	292,500		420,000
A916912	La Jolla	CA		03/24/2022	8.500		151,183	2,200,000
A920116	La Mesa	CA		04/20/2022	7.500	819,000		1,225,000
A919500	Garden Grove	CA		04/11/2022	8.500		55,000	1,250,000
A917640	San Diego	CA		03/01/2022	8.500		10,764	800,000
A919433	Huntington Beach	CA		04/11/2022	8.500		50,000	1,350,000
A920087	San Diego	CA		04/13/2022	7.000	883,000		1,300,000
A919310	Oakland	CA		03/28/2022	8.500		55,500	815,000
A918208	Hidden Hills	CA		03/01/2022	8.500		1,571,349	7,125,000
A919546	San Diego	CA		03/29/2022	7.250		75,000	1,100,000
A918715	Murrieta	CA		03/01/2022	8.000		120,393	7,832,500
A919282	La Jolla	CA		03/21/2022	7.500		163,000	5,900,000
A270729	Mount Holly	NC		05/03/2022	7.000	316,000		395,000
A881136	Henderson	NV		05/24/2022	7.250	480,591		655,000
A920258	Los Angeles	CA		05/27/2022	8.500	504,000		665,000
A271107	Jacksonville	NC		05/23/2022	8.000	185,859		250,000
A919680	Fairfield	CA		03/22/2022	8.500	301,500	90,000	510,000
A350202	Montgomery	AL		04/05/2022	7.250		55,317	65,002
A918916	Los Angeles	CA		03/01/2022	7.500		443,846	900,000
A917902	Redwood City	CA		03/01/2022	8.000		444,690	1,550,000
A660106	Shawnee	KS		04/26/2022	8.000	165,250		225,000
A881055	Las Vegas	NV		03/09/2022	7.000	264,000		330,000

ANNUAL STATEMENT FOR THE YEAR 2022 OF THE AMERICAN EQUITY INVESTMENT LIFE INSURANCE COMPANY

SCHEDULE B - PART 2

Showing All Mortgage Loans ACQUIRED AND ADDITIONS MADE During the Current Year

1 Loan Number	Location		4 Loan Type	5 Date Acquired	6 Rate of Interest	7 Actual Cost at Time of Acquisition	8 Additional Investment Made After Acquisition	9 Value of Land and Buildings
	2 City	3 State						
A303307	Jonesboro	GA		05/16/2022	7.250	144,500		245,000
A919217	Newport Beach	CA		03/01/2022	7.500		40,909	2,600,000
A980154	Seattle	WA		03/16/2022	7.500		157,000	857,500
A919989	Palmdale	CA		04/05/2022	8.000	314,685		400,000
A881073	Las Vegas	NV		03/31/2022	8.000	487,500		650,000
A917945	Los Angeles	CA		03/01/2022	8.500		4,254	340,000
A881037	Las Vegas	NV		03/04/2022	7.000	148,500		190,000
A920006	San Diego	CA		04/07/2022	7.250	768,000		975,000
A370307	Maryville	TN		04/21/2022	7.000	153,200		245,000
A918628	Encino	CA		03/01/2022	8.000		419,742	1,300,000
A750977	Houston	TX		03/25/2022	8.000	215,100		280,000
A170751	Summit	NJ		03/17/2022	8.000		20,000	425,000
A881139	Reno	NV		05/13/2022	8.750	346,500		500,000
A320891	Gulfport	FL		03/10/2022	8.000		91,500	750,000
A919788	Lake Arrowhead	CA		03/11/2022	9.000	1,028,500		1,400,000
A270271	Jacksonville	NC		04/14/2022	8.000	162,965		240,000
A920321	Chula Vista	CA		05/18/2022	7.500	564,300		720,000
A350212	Center Point	AL		03/01/2022	8.000		12,106	64,000
A8504330	Lake Havasu City	AZ		04/21/2022	12.000	68,710	42,650	1,100,000
A210315	Richmond	VA		03/08/2022	8.000		135,300	13,000
A917289	Los Angeles	CA		03/10/2022	8.500		80,500	1,200,000
A920071	El Cajon	CA		04/13/2022	7.250	500,000		700,000
A918141	Santa Rosa	CA		04/04/2022	9.000		493,000	390,000
A303269	Columbus	GA		03/15/2022	7.000	108,800		195,000
A919794	Villa Park	CA		04/29/2022	8.000	3,337,500		4,450,000
A917294	Los Angeles	CA		04/01/2022	8.500		10,000	1,025,000
A920285	San Diego	CA		05/31/2022	7.500	808,000		1,200,000
A920026	El Cajon	CA		04/15/2022	7.250	650,000	15,000	895,000
A919742	Fallbrook	CA		03/03/2022	7.250	552,000		685,000
A321289	Vero Beach	FL		05/20/2022	9.750	322,474		555,000
A918287	Encinitas	CA		04/04/2022	7.500		98,500	2,300,000
A920056	Laguna Beach	CA		05/31/2022	8.000	3,750,000		6,000,000
A321354	Jacksonville	FL		05/31/2022	7.750	170,800		215,000
A350210	Jemison	AL		03/01/2022	8.000		17,883	72,500
A920177	Fairfield	CA		05/18/2022	8.000	499,500		725,000
A850378	Scottsdale	AZ		05/12/2022	8.000		30,139	850,000
A881152	Las Vegas	NV		05/20/2022	7.250	247,500		340,000
A919494	Los Angeles	CA		05/01/2022	8.500		308,728	9,000,000
A920255	Fresno	CA		05/17/2022	8.000	212,500		335,000
A350239	Montgomery	AL		05/27/2022	7.500	143,992		200,000
A350164	Jacksonville	AL		03/01/2022	8.000		52	133,000
A919851	Pleasant Hill	CA		03/25/2022	7.000	648,000		1,050,000
A920278	San Diego	CA		05/17/2022	7.500	1,300,000		1,575,000
A150245	Philadelphia	PA		04/01/2022	8.000	129,615		235,000
A919180	Vacaville	CA		03/01/2022	8.500		54,346	500,000
A630459	Kansas City	MO		05/04/2022	7.250		58,052	88,000
A321335	Winter Garden	FL		05/19/2022	7.750	202,500		337,000
A919783	El Cajon	CA		03/08/2022	7.000	603,000	115,000	950,000
A918761	Los Angeles	CA		03/01/2022	8.000		379,129	1,650,000
A881127	Las Vegas	NV		04/26/2022	8.500	337,500		450,000
A919745	San Diego	CA		04/22/2022	7.000	625,000		1,035,000
A919518	La Puente	CA		03/22/2022	7.000	508,000		635,000
A919138	San Diego	CA		03/11/2022	7.000		23,000	365,000
A881164	Las Vegas	NV		05/20/2022	7.250	364,500		475,000
A290104	Anderson	SC		04/14/2022	7.000	27,500		60,000

ANNUAL STATEMENT FOR THE YEAR 2022 OF THE AMERICAN EQUITY INVESTMENT LIFE INSURANCE COMPANY

SCHEDULE B - PART 2

Showing All Mortgage Loans ACQUIRED AND ADDITIONS MADE During the Current Year

1 Loan Number	Location		4 Loan Type	5 Date Acquired	6 Rate of Interest	7 Actual Cost at Time of Acquisition	8 Additional Investment Made After Acquisition	9 Value of Land and Buildings
	2 City	3 State						
A881142	Las Vegas	NV		05/16/2022	7.250	328,000		410,000
A271061	Indian Trail	NC		04/25/2022	7.000	360,000		450,000
A920310	San Diego	CA		05/18/2022	7.750	320,000		480,000
A919608	San Diego	CA		03/17/2022	7.500	1,600,000	101,000	2,300,000
A271021	Whitsett	NC		05/18/2022	7.000	126,000		190,000
A918855	Los Angeles	CA		03/01/2022	8.000		428,652	1,375,000
A920287	Oakhurst	CA		05/24/2022	8.000	301,750		455,000
A270940	Hampstead	NC		04/18/2022	8.000	319,500		390,000
A303297	Covington	GA		04/29/2022	7.250	122,400		155,000
A918415	Los Angeles	CA		03/01/2022	8.000		457,316	1,800,000
A919897	Los Angeles	CA		04/04/2022	8.000	1,050,550		2,750,000
A270332	Hickory	NC		03/01/2022	9.000		113,284	75,000
A920150	Encino	CA		04/26/2022	8.750	463,500		650,000
A920074	Escondido	CA		04/15/2022	7.250	575,000		870,000
A919769	San Jose	CA		03/17/2022	7.500	1,209,000	7,556	1,725,000
A303313	Bowdon	GA		05/26/2022	7.250	63,750		85,000
A919087	Los Angeles	CA		03/01/2022	7.500		289,326	1,700,000
A210300	Richmond	VA		03/25/2022	8.000		13,690	15,000
A918923	Los Angeles	CA		03/14/2022	7.250	60,500		630,000
A919795	San Marcos	CA		03/08/2022	7.000	1,080,000	37,500	1,700,000
A880906	Las Vegas	NV		03/01/2022	7.000		19,565	1,600,000
A270702	Charlotte	NC		03/29/2022	8.000	10,367	191,714	415,000
A919777	Riverside	CA		04/18/2022	7.000	400,000		500,000
A270700	Charlotte	NC		03/03/2022	8.000	54,653	132,693	415,000
A271054	Mills River	NC		05/26/2022	9.000	105,215		1,200,000
A919453	Chula Vista	CA		04/14/2022	7.500		105,000	760,000
A918207	Hidden Hills	CA		03/01/2022	8.500		847,269	14,500,000
A270160	Fayetteville	NC		03/08/2022	8.500		48,665	55,000
A321183	Winter Park	FL		03/21/2022	7.500	289,950		380,000
A321273	Fort Pierce	FL		04/28/2022	8.000	306,000		530,000
A916956	Pacific Palisades	CA		03/01/2022	8.500		38,304	1,770,000
A980172	Seattle	WA		03/01/2022	7.500		141,971	1,980,000
A830015	Post Falls	ID		04/15/2022	8.000	389,735		520,000
A918481	Malibu	CA		03/18/2022	7.000		605,332	6,350,000
A850384	Tempe	AZ		03/15/2022	8.000		65,500	300,000
A210344	Hampton	VA		04/21/2022	8.250	211,500		300,000
A919925	San Diego	CA		04/13/2022	7.500	977,500		1,450,000
A850427	Phoenix	AZ		04/27/2022	8.000	410,400	23,500	1,100,000
A881097	North Las Vegas	NV		03/30/2022	7.000	446,400		585,000
A918539	Los Angeles	CA		03/10/2022	8.000		75,000	1,300,000
A321038	Bradenton	FL		03/15/2022	8.000		31,500	170,000
A917750	Reseda	CA		03/30/2022	7.500		88,500	600,000
A270832	Charlotte	NC		03/22/2022	7.000	268,000		335,000
A271100	Midland	NC		04/29/2022	7.250	320,000		400,000
A916208	Los Angeles	CA		03/03/2022	9.500		30,000	475,000
A917639	North Hollywood	CA		04/08/2022	8.500		53,000	585,000
A210337	Richmond	VA		04/13/2022	8.000	21,885	45,860	250,000
A271072	Rockwell	NC		05/20/2022	7.250	240,000		300,000
A917960	Palm Springs	CA		03/10/2022	9.000		57,000	1,100,000
A303289	Riverdale	GA		04/26/2022	7.000	125,800		235,000
A303298	Rossville	GA		05/04/2022	7.500	34,755		185,000
A917315	Los Angeles	CA		03/01/2022	8.500		314,739	985,000
A918262	La Quinta	CA		05/16/2022	8.000	1,307,504		3,750,000
A303293	Tempe	GA		04/25/2022	8.500	51,412		252,000
A881133	Las Vegas	NV		04/27/2022	7.250	527,400		650,000

ANNUAL STATEMENT FOR THE YEAR 2022 OF THE AMERICAN EQUITY INVESTMENT LIFE INSURANCE COMPANY

SCHEDULE B - PART 2

Showing All Mortgage Loans ACQUIRED AND ADDITIONS MADE During the Current Year

1 Loan Number	Location		4 Loan Type	5 Date Acquired	6 Rate of Interest	7 Actual Cost at Time of Acquisition	8 Additional Investment Made After Acquisition	9 Value of Land and Buildings
	2 City	3 State						
A970061	Gaston	OR		04/04/2022	8.000		25,000	277,950
A270375	Charlotte	NC		04/27/2022	8.000	7,632	79,115	410,000
A918455	Sherman Oaks	CA		03/07/2022	8.500		64,000	925,000
A270335	Hickory	NC		03/01/2022	9.000		189	52,500
A370329	Knoxville	TN		05/27/2022	9.000	82,750		176,000
A270237	Fayetteville	NC		03/11/2022	8.000		52,272	82,000
A800105	Colorado Springs	CO		05/17/2022	8.750	451,250		650,000
A321027	Saint Petersburg	FL		03/08/2022	8.000		35,150	405,000
A918155	Los Angeles	CA		05/18/2022	8.000		49,800	1,450,000
A210338	Richmond	VA		04/22/2022	8.000	1		330,000
A916527	Los Angeles	CA		03/03/2022	8.500		200,166	1,350,000
A271095	Charlotte	NC		04/29/2022	7.250	229,730		300,000
A919862	San Diego	CA		03/18/2022	7.250	900,000	40,000	1,300,000
A918901	Los Angeles	CA		03/01/2022	7.500		215,976	1,995,000
A919965	Laguna Niguel	CA		03/30/2022	7.000	1,080,000		1,360,000
A270965	Supply	NC		05/20/2022	8.000	1		400,000
A881058	Las Vegas	NV		03/11/2022	7.000	320,000		400,000
A920149	Los Angeles	CA		04/25/2022	7.750			1,700,000
A270338	Hickory	NC		03/01/2022	9.000		1,553	60,000
A915198	Beverly Hills	CA		03/01/2022	8.000		75,500	1,900,000
A321300	Tampa	FL		05/09/2022	7.750	170,000		275,000
A170775	East Orange	NJ		05/31/2022	7.500		42,000	160,000
A920049	Carmichael	CA		04/14/2022	7.250	665,700	20,400	1,000,000
A751031	Austin	TX		05/19/2022	8.500	409,500		455,000
A271007	High Point	NC		04/27/2022	7.000	252,000		315,000
A919225	Garden Grove	CA		03/03/2022	8.500		90,000	710,000
A881079	Las Vegas	NV		03/31/2022	7.000	303,570		400,000
A271001	Gibsonville	NC		04/25/2022	7.500	169,500		230,000
A915953	Santa Rosa	CA		04/08/2022	8.500		41,175	250,000
A270703	Charlotte	NC		04/13/2022	8.000	126,774	75,293	415,000
A920001	San Diego	CA		04/15/2022	7.000	549,000	64,000	860,000
A271166	Gastonia	NC		05/31/2022	7.250	236,000		295,000
A881153	Las Vegas	NV		05/20/2022	7.250	229,500		310,000
A881162	Henderson	NV		05/20/2022	7.250	229,500		299,000
A370327	Cleveland	TN		05/27/2022	9.000	164,700		215,000
A321210	Orlando	FL		03/14/2022	7.500	340,000		520,000
A460272	Fort Wayne	IN		05/26/2022	9.000	153,750		205,000
A918794	Lemon Grove	CA		04/08/2022	7.500		176,000	470,000
A919622	North Hills	CA		03/11/2022	8.000	550,673		1,025,000
A920018	Lancaster	CA		04/26/2022	8.000	315,000		450,000
A918144	Berkeley	CA		04/27/2022	7.500		30,000	1,875,000
A270939	Hickory	NC		04/21/2022	8.000	1	14,045	465,000
A370216	Nashville	TN		03/01/2022	8.500		15,205	270,000
A920171	Santa Barbara	CA		05/16/2022	7.950	2,412,000		2,675,000
A920045	San Diego	CA		04/12/2022	7.500	1,560,000	45,000	2,300,000
A920350	Millbrae	CA		05/27/2022	7.750	1,495,550		2,275,000
A321333	Tampa	FL		05/19/2022	7.750	297,895		465,000
A916803	Valley Village	CA		03/01/2022	8.500		96,340	975,000
A980208	Seattle	WA		03/09/2022	7.500	135,859	36,849	1,950,000
A919743	San Diego	CA		03/03/2022	7.250	800,000		1,000,000
A270838	Charlotte	NC		03/18/2022	7.000	189,000		245,000
A918017	Menlo Park	CA		03/01/2022	8.000		287,081	2,500,000
A751005	Houston	TX		04/25/2022	7.750	141,679		185,000
A917273	San Diego	CA		03/08/2022	8.000		50,000	565,000
A150259	Nazareth	PA		04/26/2022	8.000	277,200		350,000

ANNUAL STATEMENT FOR THE YEAR 2022 OF THE AMERICAN EQUITY INVESTMENT LIFE INSURANCE COMPANY

SCHEDULE B - PART 2

Showing All Mortgage Loans ACQUIRED AND ADDITIONS MADE During the Current Year

1	Location		4	5	6	7	8	9
	2	3						
Loan Number	City	State	Loan Type	Date Acquired	Rate of Interest	Actual Cost at Time of Acquisition	Additional Investment Made After Acquisition	Value of Land and Buildings
A270954	Gastonia	NC	04/29/2022	8.000	7,991	280,000
A919374	Los Angeles	CA	04/12/2022	7.000	667,990	12,400,001
A920261	Torrance	CA	05/18/2022	8.000	949,000	1,350,000
A270790	Charlotte	NC	03/17/2022	7.000	176,000	220,000
A321208	Lake Wales	FL	03/11/2022	7.000	67,500	210,000
A919848	Mojave	CA	04/07/2022	9.000	158,400	255,000
A919805	Escondido	CA	05/17/2022	7.250	590,000	830,000
A919880	Sacramento	CA	03/23/2022	7.000	377,500	540,000
A919711	San Diego	CA	04/28/2022	7.250	45,000	1,400,000
A430645	Westlake	OH	03/30/2022	8.500	54,161	389,129
A321262	Lehigh Acres	FL	04/15/2022	8.500	185,400	275,000
A881141	North Las Vegas	NV	05/19/2022	7.250	592,000	740,000
A919513	Menlo Park	CA	04/01/2022	7.500	26,896	2,750,000
A321154	Sanford	FL	03/22/2022	8.000	571,157	725,000
A210360	Richmond	VA	05/31/2022	8.250	18,587	330,000
A916842	Santa Clarita	CA	03/03/2022	9.000	350,300	426,000
A919918	San Diego	CA	03/24/2022	7.250	500,000	65,000	740,000
A850391	Gilbert	AZ	03/28/2022	8.000	50,000	395,000
A920138	El Cajon	CA	04/27/2022	7.500	594,000	840,000
A918003	Los Angeles	CA	03/01/2022	7.000	557,520	1,400,001
A918501	Pacoima	CA	03/07/2022	8.000	198,000	525,000
A271063	Kernersville	NC	04/25/2022	7.000	288,000	340,000
A919041	Crestline	CA	04/14/2022	10.000	9,400	370,000
A980126	Seattle	WA	03/01/2022	7.500	208,636	2,900,000
A919161	Northridge	CA	03/16/2022	7.000	120,000	730,000
A915949	Pacific Palisades	CA	03/03/2022	7.250	226,099	2,100,000
A919839	Garden Grove	CA	04/14/2022	8.000	727,000	1,250,000
A430551	Cleveland Heights	OH	03/16/2022	8.500	16,000	118,000
A918364	Los Angeles	CA	05/05/2022	8.000	132,500	1,035,000
A919842	Lake Balboa	CA	03/22/2022	7.000	883,000	1,500,000
A751026	Austin	TX	05/23/2022	8.500	409,500	456,000
A350177	Leeds	AL	03/01/2022	8.000	1,506	150,000
A919222	Los Angeles	CA	03/01/2022	7.500	14,577	950,000
A980182	Seattle	WA	03/01/2022	7.500	35,081	850,000
A920129	Berkeley	CA	04/29/2022	8.500	995,084	10,000	1,700,000
A321144	Tampa	FL	04/12/2022	7.000	182,250	300,000
A980215	Seattle	WA	03/18/2022	7.500	799,000	1,150,000
A800095	Denver	CO	04/05/2022	7.500	704,437	988,500
A751023	Austin	TX	05/24/2022	8.500	409,500	462,000
A920015	Sherman Oaks	CA	03/31/2022	7.000	1,080,000	1,500,000
A920182	Arrowbear	CA	05/13/2022	9.000	264,350	360,000
A370318	Rockwood	TN	05/04/2022	7.500	41,165	235,000
A270758	Matthews	NC	03/11/2022	7.000	332,000	415,000
A920221	Mariposa	CA	05/25/2022	7.250	405,000	610,000
A920072	Oakland	CA	04/27/2022	8.000	1,175,000	3,100,000
A320888	Saint Petersburg	FL	03/17/2022	7.500	51,050	460,000
A270950	Clayton	NC	04/12/2022	7.000	296,000	365,000
A850409	Buckeye	AZ	03/10/2022	7.000	336,000	420,000
A918094	Santa Clarita	CA	03/01/2022	9.000	66,191	1,505,000
A271158	Charlotte	NC	05/26/2022	7.250	304,000	380,000
A751025	Austin	TX	05/23/2022	8.500	409,500	462,000
A920330	San Jose	CA	05/24/2022	8.500	1,505,700	2,200,000
A920127	Menifee	CA	05/06/2022	9.000	268,000	410,000
A918444	Los Angeles	CA	03/22/2022	8.500	417,000	1,050,000
A303302	Waleska	GA	05/05/2022	8.750	505,000	750,000

ANNUAL STATEMENT FOR THE YEAR 2022 OF THE AMERICAN EQUITY INVESTMENT LIFE INSURANCE COMPANY

SCHEDULE B - PART 2

Showing All Mortgage Loans ACQUIRED AND ADDITIONS MADE During the Current Year

1	Location		4	5	6	7	8	9
	2	3						
Loan Number	City	State	Loan Type	Date Acquired	Rate of Interest	Actual Cost at Time of Acquisition	Additional Investment Made After Acquisition	Value of Land and Buildings
A919715	Woodland	CA	03/14/2022	8.500	272,000	515,000
A290116	Anderson	SC	05/19/2022	7.500	49,100	115,000
A918525	Oakland	CA	03/22/2022	8.250	87,000	1,050,000
A919591	Cedarpines Park	CA	04/15/2022	8.000	25,000	325,000
A270806	Winston Salem	NC	03/18/2022	8.000	719,530	967,000
A321048	Bradenton	FL	03/02/2022	7.500	48,150	338,500
A917496	Sylmar	CA	03/10/2022	9.000	106,500	300,000
A430693	Cleveland	OH	05/06/2022	8.500	71,500	110,000
A980141	Kirkland	WA	03/01/2022	8.000	243,128	1,500,000
A920099	Chula Vista	CA	04/21/2022	7.250	550,000	850,000
A919532	Spring Valley	CA	03/24/2022	7.000	30,000	760,000
A350237	Arab	AL	05/24/2022	9.000	89,200	155,000
A918959	Los Angeles	CA	05/09/2022	8.000	60,153	700,000
A918286	Westminster	CA	03/03/2022	9.000	15,000	3,375,000
A270864	Huntersville	NC	05/16/2022	7.000	324,000	405,000
A917751	San Anselmo	CA	04/29/2022	8.500	90,500	1,688,000
A271151	Kernersville	NC	05/24/2022	7.250	248,000	310,000
A150233	Philadelphia	PA	03/18/2022	8.000	559,013	1,150,000
A370284	Chattanooga	TN	04/01/2022	7.000	4,254,684	5,525,001
A920306	Palm Springs	CA	05/27/2022	7.250	405,000	575,000
A370289	Cleveland	TN	05/04/2022	7.000	42,800	90,000
A321278	Sarasota	FL	04/29/2022	7.500	459,000	720,000
A918402	Los Angeles	CA	03/01/2022	8.000	452,022	1,650,000
A270739	High Point	NC	03/14/2022	7.000	204,000	255,000
A918213	Garden Grove	CA	03/03/2022	8.500	100,000	740,000
A271057	High Point	NC	04/28/2022	7.000	180,000	225,000
A920139	Escondido	CA	04/22/2022	7.500	787,500	1,225,000
A271076	Winston Salem	NC	05/16/2022	7.250	292,000	365,000
A751028	Austin	TX	05/20/2022	8.500	409,500	462,000
A918370	Los Angeles	CA	04/20/2022	8.000	835,000	4,500,000
A918837	San Diego	CA	04/12/2022	7.000	50,000	725,000
A920021	Richmond	CA	04/29/2022	8.500	443,540	660,000
A150209	Villanova	PA	04/19/2022	8.500	38,000	410,000
A350192	Athens	AL	03/01/2022	8.000	1,240	98,000
A350216	Huntsville	AL	03/01/2022	8.000	2,000	115,000
A919397	Spring Valley	CA	04/12/2022	7.000	65,000	735,000
A918685	Oakland	CA	03/01/2022	8.500	327,004	500,000
A917079	Los Angeles	CA	03/01/2022	8.500	81,128	1,020,000
A271097	Fayetteville	NC	04/27/2022	7.250	146,940	260,000
A800092	Denver	CO	04/14/2022	7.500	343,760	483,392	2,300,000
A917104	Sylmar	CA	03/11/2022	9.000	34,378	510,000
A917327	Pacific Palisades	CA	03/01/2022	8.000	813,237	6,200,000
A918947	Woodland Hills	CA	03/10/2022	7.250	60,000	1,250,000
A321343	Lakeland	FL	05/24/2022	7.250	234,000	340,000
A980075	Seattle	WA	03/01/2022	8.500	433,389	1,025,000
A917633	Los Angeles	CA	05/24/2022	8.500	93,000	570,000
A915252	West Hollywood	CA	03/28/2022	8.000	284,121	1,650,000
A881088	Las Vegas	NV	03/29/2022	7.000	355,500	505,000
A919196	Van Nuys	CA	05/27/2022	7.000	107,000	735,000
A270603	Charlotte	NC	05/24/2022	7.000	268,000	325,000
A600465	Berwyn	IL	03/25/2022	8.000	13,950	182,000
A917911	Los Angeles	CA	04/21/2022	8.500	121,501	1,250,000
A919677	Garden Grove	CA	03/31/2022	8.000	2,621,000	5,800,000
A918350	(La Jolla) San Diego	CA	03/02/2022	8.000	64,000	2,000,000
A630521	Raytown	MO	05/20/2022	8.250	206,100	260,000

ANNUAL STATEMENT FOR THE YEAR 2022 OF THE AMERICAN EQUITY INVESTMENT LIFE INSURANCE COMPANY

SCHEDULE B - PART 2

Showing All Mortgage Loans ACQUIRED AND ADDITIONS MADE During the Current Year

1	Location		4	5	6	7	8	9
	2	3						
Loan Number	City	State	Loan Type	Date Acquired	Rate of Interest	Actual Cost at Time of Acquisition	Additional Investment Made After Acquisition	Value of Land and Buildings
A918471	Santa Barbara	CA		03/01/2022	8.500		201,042	3,750,000
A919786	Sunnyvale	CA		03/25/2022	7.000	2,205,000		3,000,000
A919901	Lancaster	CA		04/25/2022	7.500	280,000		415,000
A980226	Seattle	WA		05/17/2022	7.500	206,518		3,100,000
A350221	Prattville	AL		04/21/2022	7.250		66,748	60,000
A980189	Seattle	WA		04/01/2022	7.500		151,500	1,350,000
A918586	Los Angeles	CA		04/26/2022	8.500		206,500	1,300,000
A980152	Seattle	WA		03/04/2022	7.500		75,500	690,000
A917568	Menifee	CA		03/14/2022	8.000		26,500	255,000
A271044	Charlotte	NC		04/21/2022	7.000	320,000		417,000
A170788	Linden	NJ		03/29/2022	7.500		84,000	4,142,475
A920224	Los Angeles	CA		05/26/2022	8.000	1,133,412		1,750,000
A918846	Carlsbad	CA		03/10/2022	7.500		114,437	1,415,000
A271124	Concord	NC		05/16/2022	8.250	264,000		350,000
A150232	Philadelphia	PA		03/18/2022	8.000	673,970		1,473,000
A210352	Williamsburg	VA		05/23/2022	8.500	231,300		350,000
A460273	South Bend	IN		05/02/2022	8.000	299,131		775,000
A919749	Oakhurst	CA		03/17/2022	8.500	318,750		425,000
A321266	Poinciana	FL		05/06/2022	8.500	25,000		1,365,000
A919333	Imperial Beach	CA		03/24/2022	7.000	700,000		980,000
A290120	Anderson	SC		05/18/2022	9.000	74,700		110,000
A920103	San Diego	CA		04/20/2022	7.250	985,500		1,430,000
A600479	Marengo	IL		03/29/2022	8.000		51,600	180,000
A9172130	Los Angeles	CA		03/01/2022	24.000		2,260	1,500,000
A271051	Mills River	NC		05/25/2022	9.000	111,027		1,200,000
A918254	North Hollywood	CA		03/24/2022	8.500		70,000	652,000
A920134	Quartz Hill	CA		04/28/2022	8.250	443,250		650,000
A919979	Vista	CA		03/28/2022	7.000	605,000		890,000
A918904	North Hollywood Area	CA	Los Ange	03/01/2022	8.000		117,972	1,110,000
A350194	Huntsville	AL		03/01/2022	8.000		11,131	110,000
A270905	Richlands	NC		03/24/2022	8.000	129,465		175,000
A321255	Jacksonville	FL		04/15/2022	7.500	67,500		106,000
A917970	Encino	CA		03/03/2022	7.500		807,500	6,000,000
A920117	San Diego	CA		04/20/2022	7.750	888,000		1,400,000
A918573	La Jolla	CA		03/21/2022	8.000		121,100	2,150,000
A270970	Charlotte	NC		04/14/2022	7.000	272,000		334,000
A920064	Anza	CA		05/16/2022	8.000	246,600		350,000
A660102	Overland Park	KS		03/03/2022	8.000	249,600		330,000
A370267	White Bluff	TN		03/11/2022	9.000	12,522		380,000
A918776	Burlingame	CA		03/01/2022	7.500		241,669	3,650,000
A271016	Charlotte	NC		04/22/2022	8.000	296,000		370,000
A370268	Nashville	TN		04/01/2022	9.000		822	640,000
A850207	Lake Havasu City	AZ		03/04/2022	10.000		179,698	69,000
A919946	San Diego	CA		03/25/2022	7.250	580,500		880,000
A920154	San Diego	CA		04/26/2022	7.250	1,687,500		2,600,000
A919737	San Diego	CA		03/04/2022	7.000	589,500	125,000	850,000
A918345	San Francisco	CA		04/04/2022	8.750		240,613	2,500,000
A303295	Rossville	GA		05/17/2022	7.500	67,100		110,001
A918798	Sacramento	CA		03/01/2022	8.500		209,531	740,000
A350183	Pinson	AL		03/01/2022	8.000		10,701	170,000
A919765	Santa Clara	CA		03/16/2022	8.500	522,000		720,000
A918882	29 Palms	CA		04/18/2022	7.000		50,000	165,000
A920122	San Francisco	CA		04/21/2022	8.750	1,575,000		2,500,000
A880914	Las Vegas	NV		03/01/2022	7.000		6,764	875,000
A919152	Los Angeles	CA		03/01/2022	8.250		126,933	1,320,000

ANNUAL STATEMENT FOR THE YEAR 2022 OF THE AMERICAN EQUITY INVESTMENT LIFE INSURANCE COMPANY

SCHEDULE B - PART 2

Showing All Mortgage Loans ACQUIRED AND ADDITIONS MADE During the Current Year

1 Loan Number	Location		4 Loan Type	5 Date Acquired	6 Rate of Interest	7 Actual Cost at Time of Acquisition	8 Additional Investment Made After Acquisition	9 Value of Land and Buildings
	2 City	3 State						
A751027	Austin	TX		05/20/2022	8.500	409,500		457,000
A918508	South Pasadena	CA		04/22/2022	8.000		48,532	1,675,000
A920005	Escondido	CA		04/06/2022	7.250	750,000		875,000
A917672	Los Angeles	CA		03/10/2022	8.500		250,000	1,100,000
A270995	Charlotte	NC		04/26/2022	7.000	360,000		450,000
A271019	Charlotte	NC		04/26/2022	7.000	207,000		265,000
A271080	Greensboro	NC		05/13/2022	7.250	264,000		330,000
A210320	Spotsylvania	VA		04/08/2022	8.500		165,017	550,000
A271056	Charlotte	NC		04/20/2022	7.000	272,000		340,000
A919913	Romoland	CA		04/06/2022	8.500	319,600		500,000
A751004	Austin	TX		03/31/2022	9.000	876,252	15,500	2,300,000
A751015	Argyle	TX		04/22/2022	7.500	732,000		915,000
A9183300	La Jolla	CA		03/02/2022	12.000		123,907	2,400,000
A881087	Las Vegas	NV		05/17/2022	8.000	889,200		1,300,000
A303308	Martinez	GA		05/16/2022	8.250	95,555		240,000
A271167	Midland	NC		05/27/2022	7.250	334,000		417,500
A271091	Statesville	NC		05/20/2022	7.250	154,980		200,000
A920128	Warner Springs	CA		05/04/2022	8.250	310,500		420,000
A630439	Oak Grove	MO		03/24/2022	7.250		89,095	370,000
A914514	Los Angeles	CA		04/06/2022	8.000		262,000	1,300,000
A920136	Lancaster	CA		04/26/2022	7.750	243,500		390,000
A881059	North Las Vegas	NV		03/11/2022	7.000	373,500		480,000
A321338	Orange Park	FL		05/27/2022	7.750	146,250		260,000
A919996	Lancaster	CA		04/28/2022	8.000	440,000		550,000
A980222	Covington	WA		04/14/2022	8.000	405,000		480,000
A919472	Anza	CA		04/21/2022	8.000	337,500		475,000
A919252	Lafayette	CA		03/01/2022	7.500		24,388	1,550,000
A850434	Prescott	AZ		05/31/2022	8.500	405,711		650,000
A918080	Garden Grove	CA		03/03/2022	8.500		41,000	570,000
A270956	Charlotte	NC		04/14/2022	7.000	272,000		340,000
A919790	Escondido	CA		03/09/2022	7.000	602,000		730,000
A919215	San Diego	CA		03/14/2022	7.000		30,000	690,100
A980195	Seattle	WA		04/01/2022	7.500		62,570	2,370,000
A919427	Los Angeles	CA		03/22/2022	7.750		240,650	3,400,000
A920039	San Jose	CA		04/26/2022	8.250	769,500		1,075,000
A750946	Austin	TX		03/02/2022	8.000		463,913	336,140
A321291	Jacksonville	FL		05/16/2022	7.750	439,200		620,000
A321282	Ocala	FL		04/29/2022	7.500	400,950		540,000
A920040	San Jose	CA		04/27/2022	7.500	1,210,193	129,576	3,500,000
A916953	Sacramento	CA		04/13/2022	8.500		43,000	175,000
A980106	Seattle	WA		03/01/2022	8.000		69,774	692,000
A980221	Covington	WA		04/05/2022	8.000	315,000		460,000
A919761	Palmdale	CA		03/23/2022	8.000	438,750		585,000
A321252	Orlando	FL		04/13/2022	7.500	191,000		291,000
A980162	Seattle	WA		03/01/2022	7.500		367,807	675,000
A271159	Mooresville	NC		05/27/2022	7.250	356,000		445,000
A919739	Spring Valley	CA		03/08/2022	7.250	468,000	52,000	620,000
A321287	Lakeland	FL		05/19/2022	7.000	342,000		445,000
A920091	Hayward	CA		04/20/2022	7.000	819,000		1,500,000
A271175	Charlotte	NC		05/31/2022	7.250	320,000		400,000
A919801	Oceanside	CA		03/08/2022	7.250	740,000	38,000	840,000
A270981	Winston-Salem	NC		04/25/2022	7.000	256,000		320,000
A919722	San Diego	CA		03/01/2022	7.250	785,000	65,000	1,050,000
A918441	Los Angeles	CA		05/24/2022	8.500		220,000	780,000
A350160	Oxford	AL		03/01/2022	8.00091	38,500

ANNUAL STATEMENT FOR THE YEAR 2022 OF THE AMERICAN EQUITY INVESTMENT LIFE INSURANCE COMPANY

SCHEDULE B - PART 2

Showing All Mortgage Loans ACQUIRED AND ADDITIONS MADE During the Current Year

1 Loan Number	Location		4 Loan Type	5 Date Acquired	6 Rate of Interest	7 Actual Cost at Time of Acquisition	8 Additional Investment Made After Acquisition	9 Value of Land and Buildings
	2 City	3 State						
A918786	Hidden Hills	CA		03/01/2022	8.000		906,674	4,020,000
A919101	Lake Arrowhead	CA		03/15/2022	8.500		.42,000	1,650,000
A917776	Los Angeles	CA		05/13/2022	8.000		.88,875	2,600,000
A919609	Santa Ana	CA		04/12/2022	8.500		110,500	1,100,000
A270933	Monroe	NC		04/29/2022	7.000	332,000		415,000
A920390	Santee	CA		05/27/2022	7.250	652,500		800,000
A919923	Oceanside	CA		04/04/2022	7.500	384,000		480,000
A916452	Los Angeles	CA		03/22/2022	8.500		.15,000	750,000
A150193	Bryn Mawr	PA		05/12/2022	9.000		.22,000	360,000
A881149	Las Vegas	NV		05/20/2022	7.250	228,000		285,000
A980192	Seattle	WA		03/01/2022	7.500		119,403	2,075,000
A350231	Montgomery	AL		05/31/2022	7.250	111,510		155,000
A271075	Shelby	NC		04/28/2022	7.500	.86,450		150,000
A920151	Jurupa Valley	CA		04/26/2022	8.750	315,350		475,000
A270779	Winston-Salem	NC		04/28/2022	8.000	.1		175,000
A850366	Phoenix	AZ		03/09/2022	8.000		337,188	810,000
A914621	Los Angeles	CA		03/22/2022	.9.500		.20,000	2,500,000
A919932	Woodland Hills	CA		04/01/2022	8.500	1,247,000	.31,500	2,150,000
A321239	Lakeland	FL		04/20/2022	7.000	180,000		270,000
A917100	Los Angeles	CA		03/01/2022	8.000		168,569	2,600,000
A270296	Statesville	NC		04/08/2022	9.000		.30,850	.20,000
A920296	San Diego	CA		05/23/2022	7.500	1,185,000		1,500,000
A850345	Phoenix	AZ		04/14/2022	8.000		.21,750	420,000
A210345	Lake Of The Woods	VA		04/28/2022	8.500	.28,500	.35,550	450,000
A916940	Sacramento	CA		04/13/2022	8.500		.41,500	175,000
A321197	Saint Petersburg	FL		04/08/2022	8.000	225,500		310,000
A918459	Los Angeles	CA		03/01/2022	8.500		148,482	1,280,000
A919787	Whittier	CA		04/11/2022	8.000	945,000	.15,500	1,500,000
A350228	Montgomery	AL		03/31/2022	.7.250	76,000		.95,000
A920035	Fresno	CA		05/18/2022	8.000	157,250		250,000
A200134	Baltimore	MD		04/18/2022	9.000	.62,500		210,000
A370288	Memphis	TN		03/11/2022	7.000	256,000		312,000
A915648	Thousand Oaks	CA		03/16/2022	8.000		232,000	1,600,000
A919867	Fawnskin	CA		03/16/2022	.7.250	880,000		1,100,000
A920008	Escondido	CA		04/15/2022	.7.250	545,000		795,000
A918320	Hidden Hills	CA		03/01/2022	7.000		391,292	2,900,000
A919577	Los Angeles	CA		03/11/2022	8.500	639,000		1,050,000
A271002	Greensboro	NC		04/26/2022	7.000	180,000		225,000
A919510	Sherman Oaks	CA		04/01/2022	7.500		.13,260	1,400,000
A751029	Austin	TX		05/20/2022	8.500	409,500		465,000
A914120	Hermosa Beach	CA		05/09/2022	8.500		341,000	2,000,000
A920392	Santee	CA		05/26/2022	7.500	558,000		800,000
A919798	San Diego	CA		03/08/2022	7.000	1,125,000	100,000	1,500,000
A918323	Redwood City	CA		03/10/2022	7.500		111,000	1,750,001
A750955	West Lake Hills	TX		05/20/2022	.9.750	1,131,295		4,500,000
A350223	Pisgah	AL		03/21/2022	7.000	143,500		200,000
A919911	San Jose	CA		03/21/2022	7.500	1,008,000		1,400,000
A321248	Jacksonville	FL		04/06/2022	7.500	168,000		222,000
A918084	Los Angeles	CA		03/01/2022	8.000		247,137	850,000
A370231	Nashville	TN		03/23/2022	7.500		.74,120	303,500
A350232	Montgomery	AL		04/29/2022	.7.250	118,418		155,000
A918221	Newark	CA		05/18/2022	8.000		.67,500	800,000
A270263	Raeford	NC		03/01/2022	8.000		.567	.40,000
A919812	Los Angeles	CA		03/24/2022	8.000	929,500	.95,000	1,700,000
A430638	Cleveland Heights	OH		03/14/2022	8.500		.31,451	80,000

ANNUAL STATEMENT FOR THE YEAR 2022 OF THE AMERICAN EQUITY INVESTMENT LIFE INSURANCE COMPANY

SCHEDULE B - PART 2

Showing All Mortgage Loans ACQUIRED AND ADDITIONS MADE During the Current Year

1 Loan Number	Location		4 Loan Type	5 Date Acquired	6 Rate of Interest	7 Actual Cost at Time of Acquisition	8 Additional Investment Made After Acquisition	9 Value of Land and Buildings
	2 City	3 State						
A919883	San Diego	CA		03/17/2022	7.250	880,000		1,100,000
A350175	Somerville	AL		03/01/2022	8.000		1,635	165,000
A918695	North Hollywood	CA		03/01/2022	8.000		166,521	1,090,000
A370328	Knoxville	TN		05/25/2022	7.500	135,000		285,000
A850437	Phoenix	AZ		04/28/2022	7.500	207,962		1,550,000
A919129	Encino	CA		04/01/2022	7.000		478,485	16,000,000
A600475	Mundelein	IL		04/18/2022	8.000		89,110	247,000
A850398	Phoenix	AZ		03/24/2022	7.500	120,542		200,000
A918165	Indian Wells	CA		03/10/2022	9.000		96,000	800,000
A980239	Seattle	WA		05/26/2022	7.500	421,783		2,450,000
A170821	North Wildwood	NJ		03/15/2022	8.500	100,000		235,000
A920109	Chula Vista	CA		04/28/2022	7.250	610,000		865,000
A150191	Jenkintown	PA		03/24/2022	9.000		2,129	610,000
A850421	Phoenix	AZ		04/01/2022	7.500	637,956		915,000
A980173	Seattle	WA		03/02/2022	7.500		54,200	1,200,000
A918757	Los Angeles	CA		03/29/2022	8.500		70,650	1,225,000
A170790	Wall	NJ		03/16/2022	7.500		13,000	285,000
A270454	Conover	NC		03/21/2022	8.000		30,330	30,000
A919076	Los Angeles	CA		03/01/2022	7.500		25,096	1,600,000
A919241	San Diego	CA		04/08/2022	7.500		101,100	1,050,000
A210284	Locust Grove	VA		03/03/2022	9.000		38,200	55,000
A919565	Wildomar	CA		03/25/2022	7.000	445,724		615,000
A919132	Alameda	CA		03/03/2022	7.000		27,500	900,000
A350204	Montgomery	AL		04/12/2022	7.250		57,069	95,000
A919490	Coronado	CA		03/28/2022	7.000	1,746,000		2,400,000
A917966	Garden Grove	CA		03/03/2022	8.500		80,000	695,000
A919865	Vista	CA		03/23/2022	7.250	575,000		800,000
A915149	North Hollywood	CA		03/02/2022	9.750		121,381	828,000
A980068	Seattle	WA		03/01/2022	8.500		4,376	250,000
A321274	Oak Hill	FL		04/25/2022	7.500	457,500		610,000
A920158	Chula Vista	CA		04/29/2022	7.500	560,000		725,000
A370220	Nashville	TN		03/04/2022	7.500		85,800	745,000
A919065	El Cajon	CA		03/03/2022	7.000	496,830		635,000
A270873	Cornelius	NC		03/23/2022	7.000	352,000		440,000
A270932	Winston Salem	NC		04/05/2022	7.000	260,000		311,000
A916874	Los Angeles	CA		04/26/2022	9.000		10,366	1,650,000
A303025	Hapeville	GA		03/15/2022	10.000		9,591	50,000
A320959	Jacksonville	FL		03/01/2022	9.000		1,582	17,000
A918118	Garden Grove	CA		03/03/2022	8.500		6,000	705,000
A917439	Los Angeles	CA		03/01/2022	8.000		9,859	1,150,000
A370234	Knoxville	TN		04/01/2022	7.000		5,000	200,000
A270918	Monroe	NC		03/28/2022	7.000	312,000		390,000
A919668	San Diego	CA		04/19/2022	7.000		170,000	1,925,000
A918777	San Anselmo	CA		03/23/2022	8.500		103,500	1,110,000
A918853	Menifee	CA		03/01/2022	9.000		12,049	550,000
A919116	El Cajon	CA		03/10/2022	7.500		33,446	605,000
A919634	Chula Vista	CA		03/21/2022	7.250		40,000	870,000
A270452	Conover	NC		03/21/2022	8.000		61,925	25,000
A918995	Los Angeles	CA		03/01/2022	7.500		5,174	1,000,000
A918636	Rancho Mirage	CA		03/04/2022	7.500		5,000	990,000
A919177	Lakeside	CA		03/07/2022	7.000		10,000	435,000
A919244	Santee	CA		03/24/2022	7.000		30,000	790,000
A919278	El Cajon	CA		03/07/2022	7.000		6,500	555,000
A303275	Rock Spring	GA		04/25/2022	7.000	151,700		220,000
A916863	Los Angeles	CA		04/19/2022	9.000		49,144	600,000

ANNUAL STATEMENT FOR THE YEAR 2022 OF THE AMERICAN EQUITY INVESTMENT LIFE INSURANCE COMPANY

SCHEDULE B - PART 2

Showing All Mortgage Loans ACQUIRED AND ADDITIONS MADE During the Current Year

1 Loan Number	Location		4 Loan Type	5 Date Acquired	6 Rate of Interest	7 Actual Cost at Time of Acquisition	8 Additional Investment Made After Acquisition	9 Value of Land and Buildings
	2 City	3 State						
A918062	Los Angeles	CA		03/01/2022	8.500		99,527	2,065,000
A321160	Spring Hill	FL		03/25/2022	7.500		29,500	420,000
A917256	San Gabriel	CA		03/02/2022	9.000		6,845	560,000
A919276	San Diego	CA		03/10/2022	7.500		35,377	1,132,000
A980119	Seattle	WA		03/30/2022	8.000		53,000	700,000
A918487	Cameron Park	CA		03/01/2022	7.250		6,550	510,000
A919892	San Diego	CA		03/22/2022	7.000	513,000		730,000
A918493	Cameron Park	CA		03/07/2022	7.250		36,000	420,000
A919195	Imperial Beach	CA		03/02/2022	7.000		55,000	465,000
A850351	Tucson	AZ		04/08/2022	7.000		55,000	212,000
A918157	Fullerton	CA		03/03/2022	8.500		34,000	665,000
A530100	Milwaukee	WI		03/22/2022	7.250	109,240		165,000
A210293	Richmond	VA		03/03/2022	8.000		115,749	30,000
A271034	Monroe	NC		04/20/2022	7.000	300,000		375,000
A210296	Richmond	VA		03/03/2022	8.000		103,236	30,000
A919100	Oakland	CA		04/01/2022	7.000		97,000	1,150,000
A919809	Norwalk	CA		03/29/2022	8.500	525,600		760,000
A270850	High Point	NC		03/18/2022	7.000	240,000		300,000
A919247	Citrus Heights	CA		03/01/2022	7.250		20,000	370,000
A370306	Knoxville	TN		04/18/2022	7.000	60,750		110,000
A270985	Monroe	NC		04/07/2022	7.000	360,000		450,000
A919192	Los Angeles	CA		04/04/2022	8.000		45,160	1,650,000
A630503	Kansas City	MO		04/28/2022	7.250		80,525	131,000
A919755	El Cajon	CA		03/07/2022	7.250	366,600		530,000
A916878	Redwood City	CA		03/01/2022	8.500		11,973	1,225,000
A800075	Denver	CO		03/01/2022	7.500		102,627	710,000
A918870	San Jose	CA		03/01/2022	7.500		47,345	1,650,000
A270868	Mooresville	NC		04/11/2022	7.000	368,000		460,000
A916952	Los Angeles	CA		03/01/2022	8.500		17,395	1,725,000
A918188	Pasadena	CA		03/11/2022	8.500		55,433	1,620,000
A881129	Las Vegas	NV		04/21/2022	8.500	356,250		475,000
A370249	Jefferson City	TN		03/01/2022	7.000	115,650		190,000
A919635	Julian	CA		04/22/2022	7.250	500,000		840,000
A916710	Redwood City	CA		03/01/2022	8.000		65,855	1,325,000
A370305	Sweetwater	TN		04/12/2022	7.000	69,000		160,000
A919314	Chula Vista	CA		03/08/2022	7.000		41,000	900,000
A800066	Denver	CO		03/01/2022	7.500		171,012	750,000
A918369	Los Angeles	CA		03/28/2022	8.000		32,500	825,000
A918918	San Diego	CA		03/14/2022	8.000		10,000	1,200,000
A270980	High Point	NC		04/28/2022	7.000	200,000		250,000
A915983	Los Angeles	CA		03/14/2022	9.000		33,440	1,150,000
A270848	Charlotte	NC		03/17/2022	7.000	276,000		345,000
A916524	Los Angeles	CA		03/01/2022	8.500		11,742	2,005,000
A917937	Redwood City	CA		03/01/2022	8.000		107,885	1,440,000
A270732	Raeferd	NC		03/14/2022	7.000	180,000		225,000
A919992	Woodland Hills	CA		04/04/2022	7.500	558,000		800,000
A321235	Miami	FL		04/04/2022	7.500	220,500		350,000
A918876	Sacramento	CA		03/01/2022	8.500		8,365	410,000
A919122	Cupertino	CA		03/01/2022	7.500		35,535	3,600,000
A270455	Conover	NC		03/21/2022	8.000		59,292	196,500
A919002	Studio City	CA		06/21/2022	7.250	1,485,000	80,541	3,410,000
A271220	High Point	NC		06/27/2022	7.500	184,000		245,000
A210292	Henrico	VA		06/06/2022	8.000		256,103	850,000
A920590	Costa Mesa	CA		08/11/2022	8.750	820,000	39,064	1,075,000
A271169	Charlotte	NC		06/03/2022	7.250	308,000		372,000

ANNUAL STATEMENT FOR THE YEAR 2022 OF THE AMERICAN EQUITY INVESTMENT LIFE INSURANCE COMPANY

SCHEDULE B - PART 2

Showing All Mortgage Loans ACQUIRED AND ADDITIONS MADE During the Current Year

1	Location		4	5	6	7	8	9
	2	3						
Loan Number	City	State	Loan Type	Date Acquired	Rate of Interest	Actual Cost at Time of Acquisition	Additional Investment Made After Acquisition	Value of Land and Buildings
A980176	Kirkland	WA		06/01/2022	7.500		19,230	3,750,000
A980251	Washougal	WA		08/11/2022	8.500	220,500		400,000
A920267	Los Angeles	CA		06/06/2022	8.250	624,750		850,000
A919993	Lakeside	CA		06/10/2022	7.000		61,900	840,000
A600515	Lake Zurich	IL		09/15/2022	8.250	333,750		445,000
A918324	Ventura	CA		06/15/2022	8.500		27,000	1,800,001
A271359	Greensboro	NC		09/15/2022	9.000	87,527		145,000
A850348	Tucson	AZ		06/07/2022	7.000		50,000	320,000
A917213	Los Angeles	CA		06/29/2022	9.000		137,449	3,350,000
A321277	Kissimmee	FL		07/05/2022	8.500		458,320	1,343,000
A919957	Oakland	CA		07/28/2022	8.000		72,000	2,350,000
A919766	Los Angeles	CA		06/01/2022	7.500		100,357	2,375,000
A630461	Kansas City	MO		08/26/2022	7.250		9,000	235,000
A920140	San Diego	CA		06/06/2022	7.750		43,300	1,100,000
A920497	Vallejo	CA		06/28/2022	8.000	328,455		560,000
A303377	Savannah	GA		09/15/2022	9.375	153,750		185,000
A881163	Las Vegas	NV		06/07/2022	8.250	215,550		295,000
A920459	Escondido	CA		08/11/2022	7.500	965,000		1,080,000
A270770	Shelby	NC		07/01/2022	8.000		22,176	280,000
A370337	Andersonville	TN		06/13/2022	7.500	127,500		190,000
A918514	San Diego	CA		06/28/2022	7.500		83,093	1,185,000
A210349	Orange	VA		08/04/2022	8.750		148,650	365,000
A750931	Laredo	TX		06/13/2022	8.500		19,750	325,000
A751040	Fort Worth	TX		06/30/2022	8.500	171,000		245,000
A881188	Las Vegas	NV		08/11/2022	7.750	512,356		650,000
A980183	Seattle	WA		06/15/2022	7.500		75,778	1,250,000
A370331	Nashville	TN		06/01/2022	7.750	375,000		460,000
A270334	Hickory	NC		06/01/2022	9.000		2,548	300,000
A730109	Norman	OK		09/15/2022	9.000	112,500		185,000
A920012	San Diego	CA		06/06/2022	7.250		60,000	1,000,000
A919953	Los Angeles	CA		06/23/2022	8.500	2,096,656	408,144	11,000,001
A980190	Seattle	WA		06/01/2022	7.500		283,530	2,025,000
A920186	Anza	CA		07/22/2022	8.250		20,500	366,000
A920549	Landers	CA		08/11/2022	9.000	340,500		395,000
A370341	Columbia	TN		06/02/2022	7.750	234,000		400,000
A850293	Paradise Valley	AZ		06/15/2022	8.500		49,750	1,550,000
A630522	Peculiar	MO		06/09/2022	8.250	152,000		210,000
A480440	Warren	MI		08/11/2022	10.000	97,703		235,000
A920737	Los Angeles	CA		08/11/2022	8.625	323,275		370,000
A919713	Winchester	CA		06/07/2022	8.000		35,500	700,000
A919492	Inglewood	CA		06/17/2022	8.500		20,000	1,075,000
A840028	Midvale	UT		06/07/2022	7.750	313,200		450,000
A920189	Studio City	CA		06/09/2022	7.250	1,980,000		5,400,000
A321254	Callahan	FL		06/09/2022	7.500	160,200		315,001
A980238	Seattle	WA		08/11/2022	8.500	535,532		1,100,000
A751043	Houston	TX		08/11/2022	7.750	468,000		560,000
A919991	Oxnard	CA		06/15/2022	8.500		70,000	2,565,000
A271207	Charlotte	NC		06/17/2022	7.500	292,000		370,000
A916160	Belvedere Tiburon	CA		06/16/2022	9.000		95,000	3,500,000
A350163	Fultondale	AL		06/01/2022	8.000		149	300,000
A920438	Indio	CA		06/16/2022	7.750	270,000		410,000
A919353	Pittsburg	CA		06/29/2022	9.375	103,180	92,820	750,000
A920466	San Diego	CA		06/06/2022	7.250	993,600	108,000	1,460,000
A321039	Saint Petersburg	FL		06/22/2022	7.500		46,600	1,030,000
A920894	Oakland	CA		09/15/2022	8.625	301,245		345,088

ANNUAL STATEMENT FOR THE YEAR 2022 OF THE AMERICAN EQUITY INVESTMENT LIFE INSURANCE COMPANY

SCHEDULE B - PART 2

Showing All Mortgage Loans ACQUIRED AND ADDITIONS MADE During the Current Year

1	Location		4	5	6	7	8	9
	2	3						
Loan Number	City	State	Loan Type	Date Acquired	Rate of Interest	Actual Cost at Time of Acquisition	Additional Investment Made After Acquisition	Value of Land and Buildings
A920358	Vallejo	CA		06/07/2022	8.000	362,250		750,000
A881178	Las Vegas	NV		06/06/2022	9.500	562,500		750,000
A919585	Sylmar	CA		07/11/2022	7.000		96,000	975,000
A919764	Newport Beach	CA		06/01/2022	7.500		465,603	5,490,000
A150260	Warrington	PA		08/11/2022	8.500	393,750		476,000
A918653	San Francisco	CA		06/01/2022	8.500		162,620	3,200,000
A210359	Richmond	VA		06/16/2022	8.250	60,411	39,910	275,000
A980241	Seattle	WA		08/16/2022	8.250		27,500	1,100,000
A320938	Tampa	FL		07/06/2022	7.500		7,000	378,000
A630456	Kansas City	MO		06/10/2022	8.500		42,825	626,000
A920412	San Diego	CA		08/11/2022	7.500	610,000		900,000
A271137	Rockwell	NC		06/16/2022	8.250	6,826		400,000
A321353	Daytona Beach	FL		07/20/2022	7.750		67,525	310,000
A920465	Los Angeles	CA		06/22/2022	8.750	445,000		600,000
A919155	Los Angeles	CA		09/15/2022	8.500	3,450,615		6,250,000
A271157	Fayetteville	NC		06/27/2022	7.250	153,090		235,000
A270978	Charlotte	NC		06/16/2022	7.000	264,000		380,000
A917377	Torrance	CA		07/20/2022	8.500		225,000	5,698,001
A881176	Las Vegas	NV		06/06/2022	7.250	244,000		300,000
A290129	Anderson	SC		06/15/2022	7.500	43,452	8,000	185,000
A321428	Parrish	FL		08/11/2022	9.500	391,000		450,000
A919392	Pasadena	CA		06/15/2022	8.000		27,500	1,400,000
A303368	Fayetteville	GA		08/11/2022	8.500	134,300		158,000
A881192	Las Vegas	NV		06/17/2022	7.500	405,000		650,000
A321419	Clearwater	FL		08/11/2022	8.625	293,400		340,000
A920312	San Mateo	CA		07/01/2022	7.750		19,567	3,300,000
A919593	Santa Ana	CA		06/28/2022	8.000		61,200	1,450,000
A919381	Northridge	CA		06/03/2022	7.500		56,006	1,100,000
A920592	Oceanside	CA		08/11/2022	9.000	958,980	43,314	1,300,000
A321374	Dunedin	FL		06/16/2022	7.750	331,250	23,000	535,000
A271156	Charlotte	NC		06/27/2022	7.250	288,000		382,000
A919172	Huntington Beach	CA		08/17/2022	8.500		23,000	1,350,000
A271321	Concord	NC		09/15/2022	8.500	215,460		250,000
A350217	Decatur	AL		06/01/2022	8.000		185	135,000
A850346	Phoenix	AZ		06/09/2022	8.500		132,354	2,200,000
A919259	Los Angeles	CA		06/15/2022	7.000		185,000	1,300,000
A920053	Camarillo	CA		07/25/2022	8.500		68,500	1,100,000
A321411	Port Saint Lucie	FL		08/11/2022	9.250	121,500		185,000
A920683	Warner Springs	CA		08/11/2022	8.500	82,710	18,500	250,000
A210347	Orange	VA		07/27/2022	8.750		227,850	365,000
A881157	Las Vegas	NV		07/01/2022	7.250		23,603	3,200,000
A917759	Yucaipa	CA		06/08/2022	8.500		9,810	750,000
A370330	Murfreesboro	TN		08/10/2022	7.750		33,250	615,000
A881209	Las Vegas	NV		08/11/2022	7.750	280,000		350,000
A150272	Penn Valley	PA		08/11/2022	9.250	1,008,500	70,000	1,400,000
A850461	Prescott	AZ		08/11/2022	9.875	301,500		378,000
A917308	Oakland	CA		08/18/2022	8.500		4,000	750,000
A918886	Los Angeles	CA		07/11/2022	8.000		209,000	2,050,000
A920273	Newport Beach	CA		06/13/2022	7.500	1,928,850	69,743	5,950,000
A920222	Indian Wells	CA		06/13/2022	8.000		75,000	2,400,000
A917238	Los Angeles	CA		07/27/2022	8.500		160,000	2,630,000
A270351	Hickory	NC		06/01/2022	9.000		5,529	600,000
A920640	Temecula	CA		08/11/2022	9.750	261,000		300,000
A980193	Seattle	WA		07/27/2022	7.500		93,500	1,200,000
A918096	Sacramento	CA		06/01/2022	8.500		11,000	760,000

ANNUAL STATEMENT FOR THE YEAR 2022 OF THE AMERICAN EQUITY INVESTMENT LIFE INSURANCE COMPANY

SCHEDULE B - PART 2

Showing All Mortgage Loans ACQUIRED AND ADDITIONS MADE During the Current Year

1	Location		4	5	6	7	8	9
	2	3						
Loan Number	City	State	Loan Type	Date Acquired	Rate of Interest	Actual Cost at Time of Acquisition	Additional Investment Made After Acquisition	Value of Land and Buildings
A920585	Fremont	CA		08/11/2022	9.000	550,000		750,000
A800099	Denver	CO		06/01/2022	7.500		23,064	1,715,000
A919699	Los Angeles	CA		06/01/2022	8.000		27,549	1,700,000
A321385	Hastings	FL		08/11/2022	9.000	29,112		305,000
A920568	San Diego	CA		06/27/2022	9.000	548,000	60,000	760,000
A270958	Gastonia	NC		07/07/2022	8.250		46,000	285,000
A271136	Troutman	NC		08/11/2022	8.250	1		37,000
A150269	Conshohocken	PA		06/21/2022	8.000	483,000		700,000
A920467	Santee	CA		08/11/2022	8.000	494,150		650,000
A918663	Encino	CA		06/01/2022	8.000		230,162	4,100,000
A271103	Charlotte	NC		07/01/2022	8.250		56	430,000
A920401	El Dorado Hills	CA		06/10/2022	8.500	553,500		750,000
A881210	Las Vegas	NV		08/11/2022	7.750	280,000		355,000
A920399	Bonita	CA		06/07/2022	7.750	896,530	126,881	1,250,000
A321359	Surfside	FL		06/10/2022	8.000	4,813,027	404,342	8,600,000
A920632	Pittsburg	CA		08/11/2022	8.750	324,900	27,900	500,000
A919186	Garden Grove	CA		06/13/2022	8.500		106,500	1,130,000
A920526	Redondo Beach	CA		08/11/2022	8.500	1,420,000		1,700,000
A970068	Warren	OR		08/11/2022	8.500	240,900		450,000
A150261	Philadelphia	PA		06/29/2022	8.000	41,200		194,000
A210361	Richmond	VA		06/17/2022	8.500	283,500		475,000
A919084	Atherton	CA		08/22/2022	7.000		35,000	7,500,000
A918911	Westminster	CA		06/01/2022	9.000		45,000	3,200,000
A210316	Richmond	VA		07/27/2022	8.000		117,091	330,000
A919623	Menifee	CA		09/15/2022	9.250	251,926		400,000
A881191	Henderson	NV		06/15/2022	7.500	202,500		245,000
A290127	Ware Shoals	SC		06/07/2022	7.500	131,250		200,000
A271000	Indian Trail	NC		06/02/2022	8.000	47,652	21,625	390,000
A970067	Gresham	OR		06/28/2022	8.500	488,775		750,000
A919471	Mountain View	CA		08/11/2022	7.500	2,165,491		2,925,000
A920492	Fountain Valley	CA		08/11/2022	8.500	908,000	10,000	1,040,000
A881181	Las Vegas	NV		08/11/2022	7.250	256,500		305,000
A303341	Atlanta	GA		06/30/2022	7.500	91,800		185,000
A980253	Bellevue	WA		08/11/2022	7.500	307,302		1,100,000
A210350	Locust Grove	VA		06/30/2022	8.750		132,750	445,000
A920491	San Diego	CA		06/14/2022	7.750	1,094,116	77,000	1,550,000
A271274	Charlotte	NC		08/11/2022	7.500	161,595		190,000
A920675	Napa	CA		09/15/2022	9.250	639,975		835,000
A270765	Cornelius	NC		06/13/2022	8.000		94,272	407,000
A321250	Clearwater	FL		06/29/2022	7.500		55,000	315,000
A321409	Saint Petersburg	FL		08/11/2022	8.125	196,200		335,000
A920329	La Mirada	CA		06/14/2022	8.750	656,250		925,000
A920133	Los Angeles	CA		06/01/2022	7.750		37,605	3,100,000
A321390	Melbourne	FL		06/29/2022	10.500	161,000		275,000
A430702	Maple Heights	OH		08/11/2022	8.500	10,877	21,250	40,000
A850319	Phoenix	AZ		06/27/2022	8.000		70,054	1,375,000
A303335	Folkston	GA		06/24/2022	7.750	97,900		170,000
A850457	Phoenix	AZ		06/29/2022	7.500	474,464	2,965	2,200,000
A919223	Los Angeles	CA		08/11/2022	8.500	670,715		950,000
A918416	Los Angeles	CA		06/14/2022	8.500		318,493	3,250,000
A270957	Gastonia	NC		08/11/2022	8.000	1		34,000
A210258	Richmond	VA		06/22/2022	7.500		148,265	860,000
A920022	San Diego	CA		06/02/2022	7.000		120,000	1,175,000
A271133	Claremont	NC		08/11/2022	8.250	1		23,000
A350246	Montgomery	AL		06/30/2022	7.750	78,975		100,000

ANNUAL STATEMENT FOR THE YEAR 2022 OF THE AMERICAN EQUITY INVESTMENT LIFE INSURANCE COMPANY

SCHEDULE B - PART 2

Showing All Mortgage Loans ACQUIRED AND ADDITIONS MADE During the Current Year

1 Loan Number	Location		4 Loan Type	5 Date Acquired	6 Rate of Interest	7 Actual Cost at Time of Acquisition	8 Additional Investment Made After Acquisition	9 Value of Land and Buildings
	2 City	3 State						
A730102	Tulsa	OK		08/11/2022	9.125	97,500		125,001
A920510	Escondido	CA		06/14/2022	7.500	570,650	68,350	740,000
A915200	Corte Madera	CA		06/14/2022	9.000		11,500	1,591,000
A850446	Phoenix	AZ		08/11/2022	8.500	371,074		785,000
A321361	Orlando	FL		06/02/2022	7.750	135,000	60,000	260,000
A920656	Rimforest	CA		08/11/2022	9.000	246,395		400,000
A271161	Richlands	NC		06/13/2022	9.000	160,000		200,000
A919420	Northridge	CA		06/16/2022	8.000		14,750	1,340,000
A920460	Los Angeles	CA		06/16/2022	8.000	2,768,060		3,400,000
A660115	Kansas City	KS		08/11/2022	8.625	127,500		185,000
A170823	Manville	NJ		06/02/2022	8.250	196,200		275,000
A980177	Kirkland	WA		06/01/2022	7.500		19,379	3,900,000
A920548	Coto De Caza Area	CA		06/30/2022	7.750	1,191,850		1,650,000
A920414	Los Angeles	CA		06/07/2022	9.250	1,167,500		2,045,000
A918633	Los Angeles	CA		06/17/2022	8.000		116,050	2,150,000
A920418	Del Mar	CA		06/10/2022	7.750	1,604,000	82,500	2,350,000
A920023	El Sobrante	CA		08/05/2022	7.000		70,000	975,000
A880952	Las Vegas	NV		06/01/2022	7.000		5,839	1,600,000
A850456	Apache Junction	AZ		08/11/2022	9.250	202,500		275,000
A370338	Columbia	TN		08/11/2022	9.000	255,000		307,000
A917086	Los Angeles	CA		07/22/2022	8.000		11,250	1,350,000
A321193	Jacksonville Beach	FL		08/11/2022	8.750	672,000		845,000
A920605	Concord	CA		08/11/2022	7.500	637,500		850,000
A920671	Los Angeles	CA		08/11/2022	10.250	637,500		750,000
A919301	Paradise	CA		06/08/2022	8.000		73,719	398,000
A920342	Palmdale	CA		06/09/2022	9.250	460,197		635,000
A460268	Elkhart	IN		06/10/2022	9.250	109,800		170,000
A321322	Miami Beach	FL		06/13/2022	8.000		172,567	3,200,000
A800116	Denver	CO		06/17/2022	7.500	935,000		1,250,000
A321347	Lehigh Acres	FL		06/02/2022	8.750	240,500		385,000
A850443	Phoenix	AZ		07/13/2022	8.250		59,570	2,200,000
A270345	Oriental	NC		06/08/2022	8.500		2,000	254,000
A920489	Tustin	CA		06/14/2022	8.500	618,500		1,300,000
A918270	Los Angeles	CA		07/26/2022	8.000		11,500	2,500,000
A919598	San Francisco	CA		08/09/2022	7.500		100,000	3,750,000
A917683	Los Angeles	CA		08/24/2022	8.500		205,000	2,825,000
A303422	Greensboro	GA		09/15/2022	8.500	85,850		101,000
A290141	Columbia	SC		08/11/2022	9.125	93,750		129,000
A530113	Milwaukee	WI		08/11/2022	7.750	338,940		425,000
A916005	West Hollywood	CA		06/08/2022	8.000		230,750	6,250,000
A150218	Philadelphia	PA		06/24/2022	8.000		4,500	2,430,000
A321379	Jacksonville	FL		06/09/2022	8.000	107,300		147,000
A980164	Seattle	WA		06/15/2022	7.500		42,500	935,000
A430586	Lakewood	OH		06/14/2022	8.000		71,900	1,175,000
A210291	Richmond	VA		06/22/2022	8.000		80,960	251,000
A321257	Saint Petersburg	FL		08/18/2022	8.500		37,900	900,000
A660112	Wichita	KS		06/07/2022	8.750	44,400		90,000
A430708	Cleveland	OH		08/11/2022	9.750	57,750		85,000
A830018	Priest River	ID		06/09/2022	8.250	171,000		230,000
A271231	Charlotte	NC		06/29/2022	7.500	409,500		527,000
A210369	Richmond	VA		08/11/2022	9.250	175,000		265,000
A850462	Chandler	AZ		08/11/2022	9.125	314,500		370,000
A920269	La Jolla	CA		06/29/2022	7.750		17,500	5,300,000
A271193	Mooresville	NC		06/15/2022	7.250	368,000		430,000
A920348	Los Angeles	CA		06/09/2022	8.750	792,500		1,400,000

ANNUAL STATEMENT FOR THE YEAR 2022 OF THE AMERICAN EQUITY INVESTMENT LIFE INSURANCE COMPANY

SCHEDULE B - PART 2

Showing All Mortgage Loans ACQUIRED AND ADDITIONS MADE During the Current Year

1 Loan Number	Location		4 Loan Type	5 Date Acquired	6 Rate of Interest	7 Actual Cost at Time of Acquisition	8 Additional Investment Made After Acquisition	9 Value of Land and Buildings
	2 City	3 State						
A918591	Los Angeles	CA		08/15/2022	8.000		12,625	1,775,000
A920357	Sacramento	CA		06/10/2022	8.500	308,596	62,194	535,000
A370339	Clarksville	TN		06/02/2022	7.750	121,500		259,000
A321004	Saint Petersburg	FL		06/27/2022	7.500		25,000	385,000
A350247	Montgomery	AL		06/29/2022	7.750	117,530		150,000
A170826	Hamilton	NJ		06/27/2022	8.750		50,000	378,000
A919506	Carlsbad	CA		07/07/2022	7.500		81,000	2,500,000
A917743	Los Angeles	CA		07/28/2022	8.500		365,000	2,800,000
A370334	Clarkrange	TN		06/10/2022	9.000	132,400		240,000
A850281	Phoenix	AZ		07/26/2022	9.000		82,182	1,680,000
A460247	Indianapolis	IN		06/01/2022	9.000		293	346,000
A918253	La Jolla	CA		06/01/2022	8.750		314,432	16,500,000
A600498	Moline	IL		06/01/2022	7.500	115,619		155,000
A800121	Colorado Springs	CO		06/30/2022	9.250	198,000		325,000
A271271	Raleigh	NC		06/29/2022	7.500	332,000		405,000
A920454	San Jose	CA		06/23/2022	7.500	1,147,500		1,330,000
A370336	Knoxville	TN		06/23/2022	7.500	182,700		275,000
A918239	Los Angeles	CA		06/17/2022	8.500		60,000	1,100,000
A920531	Fresno	CA		06/22/2022	8.000	170,000		300,000
A918032	Los Angeles	CA		06/01/2022	8.000		196,889	3,440,000
A270701	Charlotte	NC		06/01/2022	8.000		37,070	55,000
A271200	Charlotte	NC		08/11/2022	8.500	141,673		275,000
A919615	Huntington Beach	CA		07/11/2022	8.000		80,000	1,525,000
A918528	Los Angeles	CA		06/22/2022	8.000		10,800	2,250,001
A271172	Concord	NC		06/13/2022	7.250	312,000		420,000
A920320	Yorba Linda	CA		06/03/2022	7.750	766,935		1,150,000
A970066	Portland	OR		06/06/2022	8.250	733,275		935,000
A920705	Sacramento	CA		08/11/2022	9.000	309,500		460,000
A630536	Lee'S Summit	MO		08/11/2022	8.625	213,750		275,000
A920721	Monterey Park	CA		08/11/2022	8.625	712,500		1,025,000
A370350	Clarksville	TN		06/28/2022	8.000	242,010		390,000
A321383	Dunnellon	FL		06/24/2022	9.250	306,000		425,000
A920869	Escondido	CA		09/15/2022	8.750	400,500		700,000
A920361	Yucca Valley	CA		06/15/2022	7.750	203,000		310,000
A920716	East Los Angeles	CA		08/11/2022	8.625	630,000		725,000
A918375	Sacramento	CA		08/15/2022	8.500		71,000	1,720,000
A303349	Carrollton	GA		06/29/2022	7.500	76,500		130,000
A919974	Perris	CA		06/07/2022	8.000	194,500	10,000	440,000
A881203	Las Vegas	NV		08/11/2022	7.750	1,045,924		1,500,000
A920681	San Diego	CA		08/11/2022	9.500	882,900		1,550,000
A920666	Whittier	CA		08/11/2022	9.500	522,000		600,000
A980256	Sammamish	WA		08/11/2022	7.750	1,036,800	54,000	1,800,000
A920591	San Diego	CA		06/29/2022	7.750	803,000	66,000	1,285,000
A303325	Riverdale	GA		06/30/2022	7.250	60,000		120,000
A920595	Oceanside	CA		08/11/2022	7.750	700,000		970,000
A920561	Lancaster	CA		06/27/2022	8.000	244,000		330,000
A980244	Seattle	WA		06/24/2022	7.500	918,000		1,214,000
A800090	Denver	CO		07/01/2022	7.500		493	1,150,000
A881183	Las Vegas	NV		06/10/2022	7.500	450,000		592,000
A918476	San Diego	CA		06/14/2022	7.000		183,000	1,300,000
A920397	Sunol	CA		06/21/2022	9.250	216,517	32,606	800,000
A850386	Scottsdale	AZ		07/01/2022	8.000		44,947	1,550,000
A920446	Twentynine Palms	CA		06/15/2022	7.500	202,500		310,000
A920790	Elk Grove	CA		09/15/2022	8.500	493,200		580,000
A918785	Los Angeles	CA		06/16/2022	8.000		39,250	1,800,000

ANNUAL STATEMENT FOR THE YEAR 2022 OF THE AMERICAN EQUITY INVESTMENT LIFE INSURANCE COMPANY

SCHEDULE B - PART 2

Showing All Mortgage Loans ACQUIRED AND ADDITIONS MADE During the Current Year

1 Loan Number	Location		4 Loan Type	5 Date Acquired	6 Rate of Interest	7 Actual Cost at Time of Acquisition	8 Additional Investment Made After Acquisition	9 Value of Land and Buildings
	2 City	3 State						
A271241	Clemmons	NC	06/16/2022	7.500	260,000	320,000
A920002	Murrieta	CA	06/14/2022	8.500	450,000	620,000
A321387	Jacksonville	FL	06/21/2022	8.000	331,700	410,000
A881148	Las Vegas	NV	06/16/2022	7.250	1,454,852	1,990,000
A881200	North Las Vegas	NV	06/24/2022	7.500	189,000	340,000
A920712	San Diego	CA	08/11/2022	8.500	765,000	1,225,000
A919856	Los Angeles	CA	06/07/2022	8.000	79,962	1,810,000
A321340	Tarpon Springs	FL	06/08/2022	7.750	195,000	257,000
A918269	North Hollywood	CA	06/15/2022	7.500	40,000	925,000
A920305	Los Angeles	CA	06/14/2022	8.250	214,400	2,000,001
A920645	Culver City	CA	09/15/2022	10.000	909,000	1,025,000
A881195	Boulder City	NV	08/11/2022	7.500	306,000	380,000
A919500	Garden Grove	CA	08/17/2022	8.500	25,000	1,100,000
A917640	San Diego	CA	06/01/2022	8.500	10,995	3,610,000
A881202	Las Vegas	NV	08/11/2022	7.750	1,160,000	1,450,000
A919433	Huntington Beach	CA	07/05/2022	8.500	53,500	1,350,000
A210351	Portsmouth	VA	06/06/2022	8.500	108,720	160,000
A919310	Oakland	CA	07/08/2022	8.500	74,500	820,000
A918208	Hidden Hills	CA	06/01/2022	8.500	1,529,935	18,000,000
A920164	Azusa	CA	06/13/2022	8.250	441,000	650,000
A918715	Murrieta	CA	07/08/2022	8.000	191,000	9,035,500
A919282	La Jolla	CA	06/07/2022	7.500	83,000	5,600,000
A321438	Tampa	FL	09/15/2022	9.750	352,500	470,000
A460275	Fort Wayne	IN	06/24/2022	9.000	100,800	144,000
A271278	Maysville	NC	08/11/2022	8.000	180,000	235,000
A321410	Miami Beach	FL	08/11/2022	8.750	4,878,119	7,000,000
A271134	Claremont	NC	08/11/2022	8.250	1	25,000
A630484	Independence	MO	08/29/2022	7.250	89,586	180,000
A920581	Newark	CA	06/30/2022	9.000	802,000	80,000	1,275,000
A920143	Sherman Oaks	CA	06/01/2022	8.750	1,020,000	1,475,000
A271208	Greensboro	NC	06/14/2022	7.500	264,000	325,000
A730100	Tulsa	OK	08/11/2022	9.125	105,000	140,000
A321334	Panama City	FL	06/10/2022	8.500	188,100	255,000
A150266	Norristown	PA	08/11/2022	7.750	291,240	363,000
A920644	Fresno	CA	08/11/2022	8.500	217,350	306,000
A920490	Fresno	CA	06/22/2022	8.000	238,000	329,000
A980154	Seattle	WA	07/06/2022	7.500	40,500	1,425,000
A919852	Poway	CA	06/24/2022	7.750	536,500	51,000	950,000
A920017	Tarzana	CA	06/16/2022	8.000	1,866,735	12,445	4,350,000
A917945	Los Angeles	CA	06/29/2022	8.500	213,000	699,000
A920750	Torrance	CA	08/11/2022	8.750	506,250	900,000
A918628	Encino	CA	06/01/2022	8.000	446,868	2,950,000
A920814	Salinas	CA	09/15/2022	8.500	520,000	620,000
A320891	Gulfport	FL	06/30/2022	8.000	86,500	1,130,000
A350212	Center Point	AL	06/01/2022	8.000	41,250	140,000
A919555	Novato	CA	06/24/2022	8.000	108,300	1,450,000
A918376	Compton	CA	08/15/2022	8.500	125,000	1,260,000
A920271	Palmdale	CA	08/11/2022	8.875	378,750	510,000
A920624	Santa Clara	CA	08/11/2022	8.000	1,044,000	2,050,000
A917289	Los Angeles	CA	07/07/2022	8.500	157,950	2,325,000
A918141	Santa Rosa	CA	07/13/2022	9.000	260,000	3,180,000
A918748	Sacramento	CA	06/29/2022	9.000	123,379	70,953	1,800,000
A321403	Jacksonville	FL	08/11/2022	8.125	170,000	260,000
A321289	Vero Beach	FL	07/01/2022	9.750	5,261	555,000
A881204	Las Vegas	NV	08/11/2022	7.750	704,481	1,000,000

ANNUAL STATEMENT FOR THE YEAR 2022 OF THE AMERICAN EQUITY INVESTMENT LIFE INSURANCE COMPANY

SCHEDULE B - PART 2

Showing All Mortgage Loans ACQUIRED AND ADDITIONS MADE During the Current Year

1 Loan Number	Location		4 Loan Type	5 Date Acquired	6 Rate of Interest	7 Actual Cost at Time of Acquisition	8 Additional Investment Made After Acquisition	9 Value of Land and Buildings
	2 City	3 State						
A350210	Jemison	AL		06/01/2022	8.000		1,654	170,000
A920177	Fairfield	CA		06/24/2022	8.00052,000	725,000
A850378	Scottsdale	AZ		08/18/2022	8.00066,350	1,200,000
A919494	Los Angeles	CA		06/01/2022	8.500		606,192	9,700,000
A919180	Vacaville	CA		06/01/2022	8.500		124,875	925,000
A321335	Winter Garden	FL		07/20/2022	7.75060,550	337,000
A918761	Los Angeles	CA		06/01/2022	8.000		285,816	4,250,000
A751056	Killeen	TX		08/11/2022	9.125	125,250		180,000
A600500	Libertyville	IL		09/15/2022	8.250	468,750		625,000
A730103	Oklahoma City	OK		08/11/2022	9.125	102,750		150,000
A881198	Las Vegas	NV		06/28/2022	7.750	1,143,211		1,700,000
A190041	Newark	DE		09/15/2022	9.750	162,000		250,000
A920565	San Diego	CA		06/24/2022	7.750	460,000		580,000
A919608	San Diego	CA		06/03/2022	7.50024,000	2,150,000
A321421	Jacksonville	FL		08/11/2022	8.625	181,300		250,000
A850416	Phoenix	AZ		08/11/2022	7.500	506,598		800,000
A918855	Los Angeles	CA		06/01/2022	8.000		140,982	4,200,000
A920654	Clovis	CA		08/11/2022	8.625	270,000		335,000
A917955	Reseda	CA		07/14/2022	8.500		105,400	935,000
A918415	Los Angeles	CA		06/01/2022	8.000		382,143	4,000,000
A920505	Menifee	CA		06/16/2022	9.000	283,00027,000	420,000
A920260	Los Angeles	CA		06/01/2022	8.250	586,500		790,000
A920474	San Rafael	CA		06/16/2022	7.500	1,125,000	120,000	2,000,000
A270332	Hickory	NC		06/01/2022	9.000		2,547	300,000
A870031	Rio Rancho	NM		08/11/2022	9.750	156,600		235,000
A271295	Charlotte	NC		08/11/2022	8.500	213,750		245,000
A290121	Belton	SC		06/03/2022	9.000	76,000		140,000
A800125	Peyton	CO		09/15/2022	9.500	371,757		1,180,000
A920367	Murrieta	CA		06/02/2022	8.750	427,500		560,000
A919087	Los Angeles	CA		06/01/2022	7.500		262,514	2,800,000
A271268	Charlotte	NC		08/11/2022	9.500	8,001		60,000
A919795	San Marcos	CA		06/16/2022	7.000		118,500	1,700,000
A880906	Las Vegas	NV		08/11/2022	7.000		200,094	2,350,000
A920678	Anaheim	CA		08/11/2022	8.625	514,780		600,000
A270702	Charlotte	NC		06/01/2022	8.000		84,249	385,000
A920495	Poway	CA		06/28/2022	10.000	900,000		1,250,000
A270700	Charlotte	NC		06/01/2022	8.000		99,475	414,000
A920589	Corona	CA		08/11/2022	9.000	603,000		730,000
A271054	Mills River	NC		06/09/2022	9.000		245,985	1,200,000
A919321	Culver City	CA		08/11/2022	8.500	938,771		1,500,000
A303367	East Point	GA		08/11/2022	8.500	68,000		80,000
A321422	Jacksonville	FL		08/11/2022	8.625	112,500		140,000
A918207	Hidden Hills	CA		06/01/2022	8.500		1,254,020	19,500,000
A290142	Spartanburg	SC		09/15/2022	8.500	44,575		50,000
A916956	Pacific Palisades	CA		06/01/2022	8.50067,652	3,770,000
A919659	Los Angeles	CA		06/01/2022	8.000	2,811,575		13,000,000
A915954	Reseda	CA		07/14/2022	10.00023,100	820,000
A980172	Seattle	WA		06/01/2022	7.500		239,732	2,190,000
A303327	Conyers	GA		06/07/2022	7.250	142,800		331,000
A918481	Malibu	CA		06/23/2022	7.000		425,126	11,400,000
A850384	Tempe	AZ		06/27/2022	8.00026,000	540,000
A920394	Los Angeles	CA		06/02/2022	8.750	637,500		865,000
A210358	Richmond	VA		06/02/2022	8.250	15,442	84,525	272,500
A881201	Las Vegas	NV		06/24/2022	7.500	328,500		419,000
A919925	San Diego	CA		07/26/2022	7.500		18,000	1,450,000

ANNUAL STATEMENT FOR THE YEAR 2022 OF THE AMERICAN EQUITY INVESTMENT LIFE INSURANCE COMPANY

SCHEDULE B - PART 2

Showing All Mortgage Loans ACQUIRED AND ADDITIONS MADE During the Current Year

1	Location		4	5	6	7	8	9
	2	3						
Loan Number	City	State	Loan Type	Date Acquired	Rate of Interest	Actual Cost at Time of Acquisition	Additional Investment Made After Acquisition	Value of Land and Buildings
A321038	Bradenton	FL		07/08/2022	8.000		33,500	350,000
A920838	Orange	CA		09/15/2022	8.500	733,500		980,000
A917750	Reseda	CA		07/28/2022	7.500		90,000	1,000,000
A850447	Phoenix	AZ		06/02/2022	7.500	469,221	2,933	825,000
A271289	Richlands	NC		08/11/2022	8.750	180,000		208,000
A916208	Los Angeles	CA		06/06/2022	9.500		90,000	1,850,000
A800111	Denver	CO		06/21/2022	7.500	681,423	68,597	2,940,000
A920382	Rialto	CA		06/10/2022	7.250	378,000	48,000	575,000
A210337	Richmond	VA		06/24/2022	8.000		104,180	250,000
A920774	Fresno	CA		09/15/2022	8.625	304,200		420,000
A920400	Pittsburg	CA		06/03/2022	8.000	348,750		560,000
A303298	Rossville	GA		07/19/2022	7.500		56,000	188,000
A271264	Kannapolis	NC		08/11/2022	9.500	10,953	91,568	135,000
A271244	Charlotte	NC		06/27/2022	7.500	284,000		410,000
A918262	La Quinta	CA		07/29/2022	8.000		293,110	3,750,000
A271336	Raleigh	NC		08/11/2022	8.500	266,250		303,187
A920208	Modesto	CA		06/02/2022	7.250	252,000		390,000
A321256	Jacksonville	FL		06/03/2022	7.500	180,833	7,250	315,000
A303293	Temple	GA		06/23/2022	8.500		37,338	252,000
A271177	Charlotte	NC		06/06/2022	7.250	260,000		391,000
A920419	Los Angeles	CA		06/23/2022	8.000	955,250	49,213	1,550,000
A920486	Los Angeles	CA		09/15/2022	8.750	1,170,000		1,900,000
A630530	Grandview	MO		08/11/2022	8.750	125,730		240,000
A321194	Destin	FL		08/11/2022	8.750	1,280,000		1,600,000
A210338	Richmond	VA		06/22/2022	8.000		148,610	330,000
A920264	Menlo Park	CA		08/11/2022	7.500	1,783,267		2,400,000
A271269	Maiden	NC		08/11/2022	9.500	1		20,000
A920011	Merced	CA		08/11/2022	9.000	144,000		206,000
A920558	San Francisco	CA		08/11/2022	8.500	1,699,789		2,450,000
A600505	Mokena	IL		09/15/2022	8.250	300,000		400,000
A918901	Los Angeles	CA		06/01/2022	7.500		67,815	3,650,000
A271203	Concord	NC		06/29/2022	7.250	306,000		425,000
A210329	Richmond	VA		06/16/2022	8.000	146,578	17,262	240,000
A920473	South San Francisco	CA		06/23/2022	7.500	1,395,000		2,100,000
A920544	La Mesa	CA		06/27/2022	9.375	460,475		1,600,000
A630534	Grandview	MO		06/28/2022	8.750	148,500		230,000
A430701	Cleveland Heights	OH		06/06/2022	8.250	106,144		1,900,000
A919165	Los Angeles	CA		06/10/2022	8.000		69,000	740,000
A920682	Madera	CA		08/11/2022	8.625	324,000		382,000
A920425	Benicia	CA		06/06/2022	8.000	468,000		780,000
A920642	Sunnyvale	CA		08/11/2022	8.000	1,046,250		1,450,000
A919537	Menlo Park	CA		08/11/2022	7.500	3,333,327		4,375,000
A920049	Carmichael	CA		06/28/2022	7.250		52,900	900,000
A370344	Clinton	TN		08/11/2022	9.000	90,000		400,000
A920659	Los Angeles	CA		08/11/2022	8.500	308,572		400,000
A919225	Garden Grove	CA		07/05/2022	8.500		35,000	1,175,000
A915953	Santa Rosa	CA		06/03/2022	8.500		13,176	1,300,000
A920245	Malibu	CA		06/29/2022	8.500	4,968,036	728,356	20,000,000
A270703	Charlotte	NC		06/01/2022	8.000		84,212	385,000
A881196	Las Vegas	NV		06/22/2022	8.000	366,930		500,000
A321210	Orlando	FL		07/06/2022	7.500		68,825	520,000
A303319	Temple	GA		06/10/2022	9.000	110,250		225,000
A918144	Berkeley	CA		06/28/2022	7.500		79,300	2,650,000
A270939	Hickory	NC		06/01/2022	8.000		88,579	395,000
A370216	Nashville	TN		06/06/2022	8.500		46,250	435,000

ANNUAL STATEMENT FOR THE YEAR 2022 OF THE AMERICAN EQUITY INVESTMENT LIFE INSURANCE COMPANY

SCHEDULE B - PART 2

Showing All Mortgage Loans ACQUIRED AND ADDITIONS MADE During the Current Year

1 Loan Number	Location		4 Loan Type	5 Date Acquired	6 Rate of Interest	7 Actual Cost at Time of Acquisition	8 Additional Investment Made After Acquisition	9 Value of Land and Buildings
	2 City	3 State						
A918427	Los Angeles	CA		06/17/2022	8.500		15,000	1,440,000
A920045	San Diego	CA		06/06/2022	7.500		75,000	2,300,000
A840025	Ogden	UT		06/03/2022	7.750	269,280		330,000
A920708	Poway	CA		09/15/2022	8.750	619,626		750,000
A303364	Morrow	GA		08/11/2022	8.500	139,400		164,000
A980208	Seattle	WA		06/01/2022	7.500		19,655	500,000
A321372	Miami	FL		08/11/2022	8.500	264,008		300,000
A303347	Griffin	GA		06/28/2022	7.500	117,300		225,000
A321195	Champions Gate	FL		08/11/2022	8.750	640,000		830,000
A917273	San Diego	CA		06/14/2022	8.000		100,000	1,000,000
A920653	San Diego	CA		08/11/2022	8.750	969,050	15,700	1,250,000
A271236	Richlands	NC		06/13/2022	9.000	143,325		210,000
A270954	Gastonia	NC		06/06/2022	8.000		116,200	280,000
A919360	Santa Ana	CA		07/05/2022	8.500		49,000	750,000
A919374	Los Angeles	CA		06/01/2022	7.000		673,992	12,400,001
A920261	Torrance	CA		06/13/2022	8.000		77,000	1,350,000
A920566	Los Angeles	CA		08/11/2022	8.500	1,426,050		2,575,000
A920687	Los Angeles	CA		08/11/2022	8.500	452,500		532,000
A920427	Buena Park	CA		06/07/2022	8.250	653,000	70,000	1,000,000
A920370	San Mateo	CA		06/07/2022	7.750	1,445,101	9,333	3,000,000
A730117	Tulsa	OK		09/15/2022	9.125	86,250		115,000
A150205	Allentown	PA		06/22/2022	10.000		26,250	500,000
A430645	Westlake	OH		06/23/2022	8.500		15,400	620,000
A919513	Menlo Park	CA		06/01/2022	7.500		28,104	2,750,000
A210360	Richmond	VA		06/24/2022	8.250		116,746	330,000
A600509	Westmont	IL		09/15/2022	8.250	281,250		375,000
A919690	Los Angeles	CA		08/11/2022	9.250	1,362,089		2,150,000
A370347	Nashville	TN		06/22/2022	8.000	394,500		475,000
A918003	Los Angeles	CA		06/01/2022	7.000		99,719	9,700,000
A920339	San Diego	CA		06/06/2022	7.500	715,000		1,300,000
A480442	Redford	MI		08/11/2022	9.250	127,500		170,000
A321344	Titusville	FL		06/06/2022	8.390	146,250		190,000
A918517	San Diego	CA		07/06/2022	7.000		160,000	1,500,000
A303323	Carrollton	GA		06/30/2022	7.250	73,950		150,000
A980126	Seattle	WA		06/01/2022	7.500		181,551	2,073,000
A920437	Lake Arrowhead	CA		06/15/2022	7.250	670,000		900,000
A271283	Jacksonville	NC		08/11/2022	8.750	153,900		325,000
A271227	Concord	NC		08/11/2022	9.000	8,304	80,805	320,000
A881154	Las Vegas	NV		06/01/2022	7.250	400,000		473,000
A918364	Los Angeles	CA		06/22/2022	8.000		131,100	2,500,000
A919842	Lake Balboa	CA		06/24/2022	7.000		129,500	1,500,000
A321394	Miami	FL		08/11/2022	8.500	1,520,000		1,800,000
A980182	Seattle	WA		06/01/2022	7.500		15,122	2,000,000
A920129	Berkeley	CA		06/01/2022	8.500		92,084	1,750,000
A881166	Las Vegas	NV		06/13/2022	7.750	472,500		1,200,000
A303363	Douglasville	GA		08/11/2022	8.500	233,750		275,000
A920441	San Diego	CA		06/27/2022	7.750	690,435	89,112	975,000
A370343	Sweetwater	TN		06/21/2022	9.000	115,000		135,000
A920537	Indian Wells	CA		06/24/2022	7.500	459,800		840,000
A370318	Rockwood	TN		06/27/2022	7.500		5,000	235,000
A271147	Monroe	NC		06/01/2022	7.250	316,000		385,000
A920072	Oakland	CA		06/30/2022	8.000		155,000	3,350,000
A920509	Bonsall	CA		06/15/2022	7.500	827,000		1,400,000
A881211	Henderson	NV		08/11/2022	7.750	420,000		500,000
A321423	Orlando	FL		08/11/2022	8.625	294,000		355,000

ANNUAL STATEMENT FOR THE YEAR 2022 OF THE AMERICAN EQUITY INVESTMENT LIFE INSURANCE COMPANY

SCHEDULE B - PART 2

Showing All Mortgage Loans ACQUIRED AND ADDITIONS MADE During the Current Year

1 Loan Number	Location		4 Loan Type	5 Date Acquired	6 Rate of Interest	7 Actual Cost at Time of Acquisition	8 Additional Investment Made After Acquisition	9 Value of Land and Buildings
	2 City	3 State						
A210354	Portsmouth	VA		06/06/2022	8.500	283,500		360,000
A800113	Denver	CO		08/11/2022	7.500	366,717		675,000
A303401	Savannah	GA		09/15/2022	9.375	157,500		183,000
A920622	Stockton	CA		08/11/2022	8.250	221,000		263,000
A918094	Santa Clarita	CA		06/01/2022	9.000		67,691	13,205,000
A920493	Los Angeles	CA		08/11/2022	7.500	2,606,471		3,400,000
A920330	San Jose	CA		06/16/2022	8.500		112,000	2,500,000
A920127	Menifee	CA		06/21/2022	9.000		57,500	415,000
A919591	Cedarpines Park	CA		06/17/2022	8.000		20,000	325,000
A920641	Sunnyvale	CA		08/11/2022	8.500	1,035,000		1,450,000
A917496	Sylmar	CA		06/03/2022	9.000		84,150	845,000
A918762	San Diego	CA		08/11/2022	7.000		80,000	1,500,000
A980141	Kirkland	WA		06/01/2022	8.000		127,917	3,900,000
A660109	Overland Park	KS		06/02/2022	8.250	268,650		340,000
A918286	Westminster	CA		06/01/2022	9.000		35,000	4,400,000
A917751	San Anselmo	CA		06/01/2022	8.500		129,500	2,364,000
A920552	La Mesa	CA		06/30/2022	9.000	701,715	138,285	1,050,000
A150233	Philadelphia	PA		06/08/2022	8.000		3,500	1,170,000
A920413	Lafayette	CA		06/14/2022	8.500	1,260,000		1,850,000
A321386	Orlando	FL		06/17/2022	8.000	317,700	17,650	525,000
A321278	Sarasota	FL		06/16/2022	7.500		58,500	720,000
A918402	Los Angeles	CA		06/01/2022	8.000		162,121	3,500,000
A321327	Jacksonville	FL		06/03/2022	7.750	169,910		224,000
A730101	Tulsa	OK		08/11/2022	9.125	108,750		150,000
A150265	Philadelphia	PA		06/29/2022	8.000	36,450		194,000
A918213	Garden Grove	CA		06/01/2022	8.500		40,000	1,000,000
A920652	Richmond	CA		08/11/2022	8.500	206,500		390,000
A430579	Shaker Heights	OH		06/22/2022	8.000		19,400	540,000
A918370	Los Angeles	CA		06/01/2022	8.000		444,858	4,500,000
A350192	Athens	AL		06/01/2022	8.000		16,279	189,000
A350216	Huntsville	AL		06/01/2022	8.000		16,662	180,000
A751047	Greenville	TX		08/11/2022	9.375	45,245	73,595	450,000
A920727	San Diego	CA		08/11/2022	8.625	525,780		620,000
A918685	Oakland	CA		06/01/2022	8.500		146,231	2,150,000
A917079	Los Angeles	CA		06/01/2022	8.500		101,264	2,650,000
A800092	Denver	CO		06/01/2022	7.500		333,118	2,300,000
A917903	Burbank	CA		07/29/2022	7.500		20,000	1,200,000
A980259	Seattle	WA		09/15/2022	8.500	811,750		935,000
A917327	Pacific Palisades	CA		06/01/2022	8.000		1,100,332	21,000,000
A918947	Woodland Hills	CA		08/18/2022	7.250		60,000	2,000,000
A850403	Scottsdale	AZ		07/19/2022	8.000		77,411	1,700,000
A321351	Lehigh Acres	FL		06/01/2022	8.750	291,500		355,000
A840030	Sandy	UT		06/06/2022	9.000	640,000		758,000
A170830	Cherry Hill	NJ		08/11/2022	8.500	132,852	5,616	410,001
A303430	Jonesboro	GA		09/15/2022	8.500	62,305		85,000
A920757	Temple City	CA		09/15/2022	9.000	618,427		730,000
A915252	West Hollywood	CA		06/07/2022	8.000		52,000	5,505,000
A271247	Jacksonville	NC		06/23/2022	8.000	248,000		290,000
A321413	Port Saint Lucie	FL		08/11/2022	9.250	382,500		575,000
A917911	Los Angeles	CA		06/09/2022	8.500		197,687	2,270,000
A919677	Garden Grove	CA		07/05/2022	8.000		178,000	5,800,000
A850450	Bullhead City	AZ		06/09/2022	10.000	198,000		245,000
A321286	North Miami	FL		08/11/2022	8.500	304,257		350,000
A918350	(La Jolla) San Diego	CA		07/12/2022	8.000		44,500	3,850,000
A918471	Santa Barbara	CA		06/13/2022	8.500		246,000	6,150,000

ANNUAL STATEMENT FOR THE YEAR 2022 OF THE AMERICAN EQUITY INVESTMENT LIFE INSURANCE COMPANY

SCHEDULE B - PART 2

Showing All Mortgage Loans ACQUIRED AND ADDITIONS MADE During the Current Year

1 Loan Number	Location		4 Loan Type	5 Date Acquired	6 Rate of Interest	7 Actual Cost at Time of Acquisition	8 Additional Investment Made After Acquisition	9 Value of Land and Buildings
	2 City	3 State						
A920180	Fallbrook	CA		06/03/2022	7.500	470,000	60,000	615,000
A920518	Oceanside	CA		06/30/2022	8.000	603,000		830,000
A321380	Jacksonville	FL		06/13/2022	8.000	116,700		140,000
A980226	Seattle	WA		07/01/2022	7.500		18,076	3,100,000
A271266	Kannapolis	NC		08/11/2022	9.500	12,853		35,000
A920586	Redwood City	CA		08/11/2022	7.500	1,200,000		1,600,000
A350243	Montgomery	AL		09/15/2022	9.000	144,209		209,000
A920522	Cathedral City	CA		06/27/2022	8.500	207,000		425,000
A321365	Orange Park	FL		06/06/2022	7.750	251,850		350,000
A920440	Hidden Hills	CA		08/11/2022	8.250	4,967,106		6,750,000
A920649	San Diego	CA		08/11/2022	9.500	508,500		600,000
A321349	Lehigh Acres	FL		06/07/2022	8.750	198,000		345,000
A980189	Seattle	WA		06/16/2022	7.500		48,500	1,350,000
A920521	Big Bear City	CA		08/11/2022	7.750	388,658		580,000
A918586	Los Angeles	CA		06/22/2022	8.500		579,000	2,750,000
A920224	Los Angeles	CA		06/13/2022	8.000		81,251	1,750,000
A271355	Raeform	NC		09/15/2022	8.500	223,512		250,000
A920540	Los Angeles	CA		08/11/2022	8.000	345,000		475,000
A430711	Euclid	OH		09/15/2022	9.500	155,000		200,000
A271237	Concord	NC		06/17/2022	7.500	328,000		415,000
A150232	Philadelphia	PA		07/27/2022	8.000		61,800	1,473,000
A271221	Greensboro	NC		06/27/2022	7.500	212,000		270,000
A303339	Rossville	GA		06/17/2022	7.500	36,910		140,000
A271202	Charlotte	NC		06/08/2022	7.250	320,000		420,000
A321266	Poinciana	FL		07/08/2022	8.500		384,390	1,365,000
A920009	Los Angeles	CA		08/11/2022	10.000	783,000	38,000	1,750,000
A920680	Aguanga	CA		08/11/2022	8.500	207,000	5,000	425,000
A271129	Fayetteville	NC		06/16/2022	7.250	153,798		190,000
A321368	North Miami	FL		06/08/2022	8.250	459,000		620,000
A271051	Mills River	NC		06/09/2022	9.000		250,275	1,200,000
A920134	Quartz Hill	CA		06/16/2022	8.250		65,190	675,000
A919979	Vista	CA		06/07/2022	7.000		107,000	890,000
A460279	South Bend	IN		08/11/2022	10.250	50,850		57,000
A918904	North Hollywood Area Los Ange	CA		06/01/2022	8.000		127,091	2,850,000
A321357	Lehigh Acres	FL		06/01/2022	8.750	216,000		300,000
A917970	Encino	CA		07/15/2022	7.500		420,000	10,900,000
A920117	San Diego	CA		06/06/2022	7.750		105,500	1,400,000
A321301	Lakeland	FL		06/15/2022	8.250	119,250		225,000
A303425	Acworth	GA		09/15/2022	9.500	180,000		395,000
A918573	La Jolla	CA		06/06/2022	8.000		154,900	2,885,000
A730128	Oklahoma City	OK		09/15/2022	9.000	92,250		135,000
A321364	Miami Shores	FL		06/24/2022	8.250	1,511,340		2,500,000
A919262	Manhattan Beach	CA		08/11/2022	8.500	1,191,878		1,800,000
A920239	Los Angeles	CA		06/09/2022	8.750	450,000	23,500	750,000
A370267	White Bluff	TN		06/07/2022	9.000		53,619	380,000
A980257	Seattle	WA		08/11/2022	8.625	657,000		810,000
A920388	Groveland	CA		06/16/2022	8.250	212,500		350,000
A918776	Burlingame	CA		06/01/2022	7.500		519,163	11,550,000
A370268	Nashville	TN		06/01/2022	9.000		196,616	640,000
A850451	Phoenix	AZ		06/02/2022	7.750	364,000		495,000
A321360	Cooper City	FL		06/03/2022	8.500	429,750		525,000
A920533	Menlo Park	CA		08/11/2022	7.500	2,120,000		2,500,000
A920635	Vista	CA		08/11/2022	8.750	507,800	13,000	600,000
A920154	San Diego	CA		06/06/2022	7.250		220,000	2,600,000
A350244	Birmingham	AL		08/11/2022	7.750	175,000		240,000

ANNUAL STATEMENT FOR THE YEAR 2022 OF THE AMERICAN EQUITY INVESTMENT LIFE INSURANCE COMPANY

SCHEDULE B - PART 2

Showing All Mortgage Loans ACQUIRED AND ADDITIONS MADE During the Current Year

1	Location		4	5	6	7	8	9
	2	3						
Loan Number	City	State	Loan Type	Date Acquired	Rate of Interest	Actual Cost at Time of Acquisition	Additional Investment Made After Acquisition	Value of Land and Buildings
A321425	Jacksonville	FL		08/11/2022	8.625	80,550		120,000
A919896	San Diego	CA		06/01/2022	8.000	737,200		2,000,000
A918345	San Francisco	CA		06/15/2022	8.750		158,000	4,100,000
A918798	Sacramento	CA		06/01/2022	8.500		25,392	1,700,000
A350183	Pinson	AL		08/01/2022	8.000		9,083	245,000
A460277	New Haven	IN		06/23/2022	9.000	90,000		140,000
A321399	Surfside	FL		08/11/2022	9.250	937,500		1,100,000
A271178	Charlotte	NC		06/29/2022	7.250	315,000		395,000
A920707	Santa Barbara	CA		08/11/2022	9.000	2,475,000		2,850,000
A919152	Los Angeles	CA		06/01/2022	8.250		272,095	2,250,000
A271280	High Point	NC		08/11/2022	7.750	76,700		320,000
A917672	Los Angeles	CA		08/24/2022	8.500		140,000	2,300,000
A881205	Las Vegas	NV		06/28/2022	7.500	245,700		320,000
A271309	Winston-Salem	NC		08/11/2022	9.125	108,750		175,000
A751004	Austin	TX		06/10/2022	9.000		470,086	2,300,000
A850455	Scottsdale	AZ		06/17/2022	8.250	650,000		2,400,000
A321358	Orlando	FL		06/06/2022	7.750	293,750	70,000	500,000
A303308	Martinez	GA		07/01/2022	8.250		1,318	240,000
A630518	Kansas City	MO		06/22/2022	8.250	157,200		210,000
A920344	Costa Mesa	CA		06/08/2022	8.750	967,500		1,700,000
A271126	Charlotte	NC		06/03/2022	8.250	250,200		396,500
A840027	Provo	UT		06/07/2022	7.750	245,000		393,000
A321338	Orange Park	FL		08/29/2022	7.750		50,000	260,000
A920523	Hidden Hills	CA		06/22/2022	8.000	5,985,000	77,900	9,500,000
A500057	Des Moines	IA		06/10/2022	8.750	74,250		196,000
A920560	Torrance	CA		06/24/2022	8.000	810,000		1,160,000
A370358	Memphis	TN		08/11/2022	9.125	78,750		130,000
A800082	Denver	CO		06/16/2022	7.500	499,620	80,282	2,200,000
A919252	Lafayette	CA		06/01/2022	7.500		521	1,700,000
A271272	Gastonia	NC		08/11/2022	7.500	296,000		340,000
A920471	Oakland	CA		06/24/2022	8.000	383,500		870,000
A919511	Sherman Oaks	CA		08/11/2022	7.500	988,716		1,400,000
A500056	Des Moines	IA		06/03/2022	8.750	191,250		228,000
A271282	Garner	NC		06/29/2022	7.500	344,000		430,000
A980195	Seattle	WA		06/01/2022	7.500		165,250	2,318,000
A919427	Los Angeles	CA		06/09/2022	7.750		63,350	3,350,000
A270159	Lexington	NC		08/25/2022	8.500		10,000	95,000
A660116	Prairie Village	KS		08/11/2022	8.625	340,200		450,000
A303365	Griffin	GA		08/11/2022	8.500	141,100		166,000
A271199	Charlotte	NC		08/11/2022	8.500	141,412		275,000
A750946	Austin	TX		08/12/2022	8.000		33,425	1,150,000
A980255	Seattle	WA		06/22/2022	7.750	747,000		1,350,000
A920616	Clovis	CA		06/30/2022	8.125	225,000		390,000
A920036	Menlo Park	CA		09/15/2022	7.500	2,624,729		3,300,000
A321330	Leesburg	FL		06/08/2022	7.750	130,000	50,000	2,150,000
A980106	Seattle	WA		06/01/2022	8.000		15,968	1,500,000
A920803	Valley Village	CA		09/15/2022	9.000	1,045,000		1,250,000
A920584	Lancaster	CA		06/30/2022	8.500	261,000		440,000
A370345	Knoxville	TN		06/21/2022	9.000	82,700		300,000
A920686	Los Angeles	CA		08/11/2022	8.500	505,500		570,000
A920185	Littlerock	CA		06/29/2022	7.750	360,000		595,000
A918441	Los Angeles	CA		06/22/2022	8.500		352,086	4,800,000
A350160	Oxford	AL		06/01/2022	8.000		94	125,000
A271164	Charlotte	NC		06/17/2022	8.250	101,042	146,348	825,000
A918786	Hidden Hills	CA		06/01/2022	8.000		1,464,787	14,000,000

ANNUAL STATEMENT FOR THE YEAR 2022 OF THE AMERICAN EQUITY INVESTMENT LIFE INSURANCE COMPANY

SCHEDULE B - PART 2

Showing All Mortgage Loans ACQUIRED AND ADDITIONS MADE During the Current Year

1	Location		4	5	6	7	8	9
	2	3						
Loan Number	City	State	Loan Type	Date Acquired	Rate of Interest	Actual Cost at Time of Acquisition	Additional Investment Made After Acquisition	Value of Land and Buildings
A920085	Los Angeles	CA		06/23/2022	7.000	1,491,453	8,700	5,250,000
A321339	Orlando	FL		06/03/2022	7.750	350,000	70,000	545,000
A920461	San Diego	CA		06/22/2022	8.000	468,000	90,000	760,000
A919101	Lake Arrowhead	CA		08/16/2022	8.500		38,200	2,300,000
A919609	Santa Ana	CA		06/01/2022	8.500		73,500	900,000
A881244	Las Vegas	NV		09/15/2022	8.750	195,000		225,000
A350205	Montgomery	AL		08/26/2022	7.250		57,692	150,000
A271048	Gastonia	NC		06/02/2022	8.000	92,611	30,700	275,000
A980192	Seattle	WA		06/01/2022	7.500		140,939	2,075,000
A370126	Knoxville	TN		06/22/2022	10.000		9,200	295,000
A850366	Phoenix	AZ		06/13/2022	8.000		93,569	1,650,000
A914621	Los Angeles	CA		08/24/2022	9.500		35,000	5,100,000
A919932	Woodland Hills	CA		06/07/2022	8.500		319,300	1,943,000
A850345	Phoenix	AZ		07/20/2022	8.000		38,850	625,000
A210309	Richmond	VA		07/07/2022	8.000		100,130	600,000
A210345	Lake Of The Woods	VA		06/09/2022	8.500		243,600	450,000
A920571	Napa	CA		08/11/2022	10.500	825,400		1,000,000
A918459	Los Angeles	CA		06/01/2022	8.500		25,900	2,960,000
A271288	Richlands	NC		08/11/2022	8.750	162,000		209,000
A919787	Whittier	CA		06/10/2022	8.000		51,200	1,575,000
A919963	Los Angeles	CA		08/11/2022	8.000	638,778		950,000
A881194	Las Vegas	NV		06/15/2022	7.500	405,000		550,000
A200134	Baltimore	MD		06/09/2022	9.000		38,393	210,000
A350254	Montgomery	AL		09/15/2022	9.000	127,500		175,000
A271160	Indian Trail	NC		06/09/2022	7.250	372,000		475,000
A919267	Inglewood	CA		06/17/2022	8.500		20,000	1,040,000
A980252	Bellevue	WA		08/11/2022	7.500	576,000		1,025,000
A881174	Las Vegas	NV		06/06/2022	7.250	266,400		310,000
A920507	Sacramento	CA		06/27/2022	8.500	270,000		335,000
A920559	Los Angeles	CA		06/24/2022	8.000	846,000		1,300,000
A918320	Hidden Hills	CA		06/01/2022	7.000		721,852	10,000,000
A200135	Silver Spring	MD		06/10/2022	8.750	376,050	14,325	675,000
A321225	Saint Petersburg	FL		06/02/2022	7.500	223,100		441,000
A914120	Hermosa Beach	CA		07/01/2022	8.500		224,500	6,100,000
A918323	Redwood City	CA		06/13/2022	7.500		329,000	3,950,001
A750955	West Lake Hills	TX		06/28/2022	9.750		738,000	4,500,000
A660110	Kansas City	KS		06/08/2022	8.250	152,000		190,000
A920636	Hemet	CA		08/11/2022	8.500	239,500	10,000	450,000
A920697	San Diego	CA		09/15/2022	8.500	812,500		2,250,000
A920359	Vallejo	CA		06/01/2022	8.000	382,500		650,000
A920821	Coarsegold	CA		09/15/2022	9.750	256,500		375,000
A920572	San Carlos	CA		08/11/2022	7.500	1,721,250		2,025,000
A915446	Los Angeles	CA		06/13/2022	10.000		24,000	2,100,000
A270263	Raeford	NC		06/01/2022	8.000		578	125,000
A919812	Los Angeles	CA		06/16/2022	8.000		42,000	1,900,000
A920482	Murrieta	CA		08/11/2022	9.000	248,000		325,000
A430638	Cleveland Heights	OH		06/10/2022	8.500		11,250	215,000
A920317	Sacramento	CA		06/15/2022	8.500	300,900	80,100	560,000
A370332	Nashville	TN		06/02/2022	7.750	357,000		435,000
A350175	Somerville	AL		06/01/2022	8.000		1,198	200,000
A918695	North Hollywood	CA		06/01/2022	8.000		44,311	2,800,000
A970069	Portland	OR		08/11/2022	9.000	423,000		490,000
A850437	Phoenix	AZ		06/01/2022	7.500		53,441	419,000
A919129	Encino	CA		06/01/2022	7.000		2,837,772	15,000,000
A460278	South Bend	IN		08/11/2022	9.250	123,867		160,000

ANNUAL STATEMENT FOR THE YEAR 2022 OF THE AMERICAN EQUITY INVESTMENT LIFE INSURANCE COMPANY

SCHEDULE B - PART 2

Showing All Mortgage Loans ACQUIRED AND ADDITIONS MADE During the Current Year

1 Loan Number	Location		4 Loan Type	5 Date Acquired	6 Rate of Interest	7 Actual Cost at Time of Acquisition	8 Additional Investment Made After Acquisition	9 Value of Land and Buildings
	2 City	3 State						
A920627	Vallejo	CA		08/11/2022	8.250	222,200		305,000
A918334	Sylmar	CA		07/28/2022	7.500		60,000	810,000
A920677	San Leandro	CA		08/11/2022	8.625	449,403		635,000
A920733	Inglewood	CA		08/11/2022	9.375	607,500		700,000
A918165	Indian Wells	CA		06/16/2022	9.000		43,000	1,400,000
A850321	Tucson	AZ		07/13/2022	7.000		85,000	210,000
A980239	Seattle	WA		07/01/2022	7.500		27,423	2,450,000
A919007	San Diego	CA		06/03/2022	7.500		6,500	1,150,000
A303332	Monticello	GA		06/02/2022	7.500	114,750		135,000
A920453	Escondido	CA		06/10/2022	8.000	596,400	75,600	875,000
A660114	Lawrence	KS		06/15/2022	9.000	277,500		345,000
A920434	San Diego	CA		06/06/2022	10.000	495,000		685,000
A920726	Los Angeles	CA		08/11/2022	8.625	797,860		921,000
A920593	Palmdale	CA		08/11/2022	8.250	427,770		425,000
A920416	San Diego	CA		06/14/2022	7.500	720,000		1,000,000
A919981	San Diego	CA		06/03/2022	7.500		22,150	850,000
A321249	Deltona	FL		06/08/2022	7.500		70,000	335,000
A271110	Raeford	NC		06/24/2022	7.250	189,437		258,000
A321367	Bartow	FL		06/21/2022	7.250	128,700		200,000
A917997	Montebello	CA		06/01/2022	8.500		26,453	1,400,000
A150192	Philadelphia	PA		06/06/2022	8.500		4,600	440,000
A370309	Cleveland	TN		06/09/2022	7.000		46,400	220,000
A271180	Charlotte	NC		06/01/2022	7.250	300,000		390,000
A920077	Escondido	CA		06/02/2022	7.250		35,000	745,000
A800083	Denver	CO		06/01/2022	7.500		7,601	800,000
A290125	Easley	SC		06/13/2022	9.000	75,000		119,000
A920030	El Cajon	CA		06/02/2022	7.250		66,000	730,000
A271233	Rural Hall	NC		08/11/2022	7.500	236,000		265,000
A918936	Reseda	CA		06/07/2022	8.000		54,500	1,250,000
A271094	Charlotte	NC		06/07/2022	7.250	336,000		414,000
A919139	San Diego	CA		06/02/2022	7.000		5,000	640,000
A916911	Santa Monica	CA		06/01/2022	8.000		34,195	3,375,000
A271074	Kernersville	NC		06/16/2022	7.250	260,000		325,000
A917816	Los Angeles	CA		06/23/2022	8.500		174,668	2,500,000
A880558	Carson City	NV		06/09/2022	9.000		265,940	2,677,000
A919952	San Marcos	CA		06/14/2022	7.250		5,000	630,000
A321264	Winter Haven	FL		06/27/2022	7.000	148,500		305,000
A920381	San Diego	CA		06/01/2022	7.750	1,016,500	34,250	1,295,000
A919442	La Jolla	CA		06/10/2022	7.000		65,000	2,300,000
A350162	Montgomery	AL		07/12/2022	7.250		21,150	185,000
A917707	Los Angeles	CA		07/13/2022	8.000		137,500	5,500,000
A919916	San Diego	CA		06/15/2022	7.250		10,000	1,170,000
A920087	San Diego	CA		06/06/2022	7.000		117,000	1,300,000
A919546	San Diego	CA		06/07/2022	7.250		10,000	975,000
A919217	Newport Beach	CA		06/01/2022	7.500		874	2,825,000
A271216	Winston-Salem	NC		06/23/2022	7.500	220,000		275,000
A271252	Kernersville	NC		06/28/2022	7.500	272,000		345,000
A920442	San Diego	CA		06/14/2022	7.750	785,000		1,100,000
A920026	El Cajon	CA		06/21/2022	7.250		50,000	920,000
A920325	San Diego	CA		06/02/2022	7.500	670,000		850,000
A271253	Charlotte	NC		06/23/2022	7.500	375,300		590,000
A920657	Fresno	CA		08/11/2022	8.625	315,000		350,000
A919769	San Jose	CA		06/01/2022	7.500		22,953	1,725,000
A918539	Los Angeles	CA		06/02/2022	8.000		19,000	1,650,000
A917639	North Hollywood	CA		07/12/2022	8.500		35,000	950,000

ANNUAL STATEMENT FOR THE YEAR 2022 OF THE AMERICAN EQUITY INVESTMENT LIFE INSURANCE COMPANY

SCHEDULE B - PART 2

Showing All Mortgage Loans ACQUIRED AND ADDITIONS MADE During the Current Year

1 Loan Number	Location		4 Loan Type	5 Date Acquired	6 Rate of Interest	7 Actual Cost at Time of Acquisition	8 Additional Investment Made After Acquisition	9 Value of Land and Buildings
	2 City	3 State						
A321302	Ocala	FL		06/27/2022	8.250	108,000		201,000
A271197	Winston-Salem	NC		06/21/2022	7.500	265,500		335,000
A919862	San Diego	CA		06/02/2022	7.250		43,100	1,300,000
A920485	San Diego	CA		06/22/2022	7.750	600,000		955,000
A920001	San Diego	CA		06/17/2022	7.000		41,000	810,000
A918794	Lemon Grove	CA		06/23/2022	7.500		38,654	800,000
A920350	Millbrae	CA		07/01/2022	7.750		19,380	2,275,000
A271191	Belmont	NC		06/03/2022	7.250	328,000		442,000
A919711	San Diego	CA		06/21/2022	7.250		50,433	1,400,000
A271148	Whitsett	NC		06/30/2022	7.250	217,800		265,000
A271234	Winston Salem	NC		06/21/2022	7.500	268,000		350,000
A919918	San Diego	CA		06/02/2022	7.250		5,000	740,000
A918501	Pacoima	CA		06/27/2022	8.000		47,000	725,000
A919222	Los Angeles	CA		06/01/2022	7.500		312	1,060,000
A800095	Denver	CO		06/01/2022	7.500		13,291	988,500
A271187	Greensboro	NC		06/06/2022	7.250	315,000		400,000
A920313	San Diego	CA		06/21/2022	7.500	750,000		950,000
A271210	Harrisburg	NC		06/16/2022	8.500			405,000
A271062	Kernersville	NC		06/07/2022	7.250	248,000		285,000
A271150	Mebane	NC		06/06/2022	7.250	288,000		345,000
A918254	North Hollywood	CA		06/03/2022	8.500			900,000
A271212	Greensboro	NC		06/30/2022	7.500	164,000	62,000	233,000
A980242	Seattle	WA		06/22/2022	7.500	680,000		1,000,000
A210320	Spotsylvania	VA		06/06/2022	8.500		60,589	113,000
A370340	Chattanooga	TN		06/09/2022	7.500	110,400		159,000
A920451	San Diego	CA		06/17/2022	7.750	335,000		440,000
A920040	San Jose	CA		06/01/2022	7.500		32,402	3,500,000
A321252	Orlando	FL		06/09/2022	7.500		65,000	291,000
A271089	Charlotte	NC		08/11/2022	7.500	368,000		437,500
A916509	Los Angeles	CA		06/07/2022	8.500		27,500	1,200,000
A919722	San Diego	CA		06/15/2022	7.250		9,477	1,050,000
A916452	Los Angeles	CA		06/17/2022	8.500		30,000	1,250,000
A271140	Pfafftown	NC		06/21/2022	7.250	268,000		332,000
A917100	Los Angeles	CA		06/01/2022	8.000		20,806	4,300,000
A920280	Oceanside	CA		06/22/2022	7.500	448,000		565,000
A919510	Sherman Oaks	CA		06/01/2022	7.500		13,426	1,475,000
A920279	San Diego	CA		06/02/2022	7.500	600,000		825,000
A271215	Raleigh	NC		06/16/2022	7.500	300,000		375,000
A321381	Deland	FL		06/13/2022	8.000	162,000		380,000
A271139	Kernersville	NC		06/02/2022	7.250	280,000		345,000
R2004958585	Hendersonville	TN		10/12/2022	4.200	442,700		497,415
R2004958702	Cedar Hill	TX		11/09/2022	3.880	302,475		339,859
R2004957999	Fresno	TX		08/03/2022	3.920	270,661		304,114
R2004956952	Canal Winchester	OH		03/16/2022	4.040	273,959		307,818
R2004958465	Orange Park	FL		10/12/2022	4.300	285,974		321,320
R2004956818	San Tan Valley	AZ		02/16/2022	3.710	393,567		442,210
R2004958688	Denton	TX		11/09/2022	3.880	331,866		372,883
R2004957113	Mount Dora	FL		03/30/2022	3.910	340,324		382,387
R2004958541	Jonesboro	GA		10/12/2022	4.300	221,607		248,997
R2004958313	Cordova	TN		09/14/2022	4.660	324,399		364,493
R2004958673	Kissimmee	FL		10/26/2022	3.910	373,365		419,511
R2004957547	Midlothian	TX		04/27/2022	3.880	279,603		314,161
R2004958532	Dallas	TX		10/12/2022	4.300	430,871		484,125
R2004956851	Clermont	FL		03/02/2022	3.910	352,994		396,623
R2004958568	Bethlehem	GA		10/12/2022	4.200	289,215		324,961

ANNUAL STATEMENT FOR THE YEAR 2022 OF THE AMERICAN EQUITY INVESTMENT LIFE INSURANCE COMPANY

SCHEDULE B - PART 2

Showing All Mortgage Loans ACQUIRED AND ADDITIONS MADE During the Current Year

1	Location		4	5	6	7	8	9
	2	3						
Loan Number	City	State	Loan Type	Date Acquired	Rate of Interest	Actual Cost at Time of Acquisition	Additional Investment Made After Acquisition	Value of Land and Buildings
R2004958735	Wesley Chapel	FL	12/07/2022	4.200	411,142	461,957
R2004956752	Gibsonton	FL	01/19/2022	3.940	328,721	369,349
R2004958195	Tampa	FL	08/17/2022	3.940	358,854	403,207
R2004958691	Blacklick	OH	11/09/2022	4.040	308,931	347,113
R2004958498	Willow Park	TX	10/12/2022	4.300	345,641	388,361
R2004958591	Spring	TX	10/12/2022	4.200	337,118	378,784
R2004957122	Pataskala	OH	03/30/2022	4.040	291,041	327,012
R2004958626	Anna	TX	10/12/2022	4.200	374,677	420,986
R2004958741	Casselberry	FL	12/07/2022	4.200	392,417	440,918
R2004958338	Acworth	GA	09/28/2022	4.150	328,257	368,828
R2004958087	Phoenix	AZ	08/03/2022	3.710	407,323	457,666
R2004956754	Cedar Hill	TX	01/19/2022	3.880	341,133	383,296
R2004957688	Arlington	TX	05/11/2022	3.880	316,200	355,281
R2004958597	El Mirage	AZ	10/12/2022	4.200	304,281	341,888
R2004957516	Tucson	AZ	04/13/2022	3.710	310,201	348,541
R2004957339	Mesa	AZ	04/13/2022	3.710	444,912	499,901
R2004958076	Kissimmee	FL	08/03/2022	3.910	314,938	353,863
R2004958578	Phoenix	AZ	10/12/2022	4.200	355,376	399,298
R2004957612	Glendale	AZ	04/27/2022	3.710	476,026	534,861
R2004958590	Montgomery	TX	10/12/2022	4.200	282,125	316,994
R2004958615	Roanoke	TX	10/12/2022	4.200	432,199	485,616
R2004957776	Villa Rica	GA	06/08/2022	4.150	280,040	314,652
R2004956703	Stafford	TX	01/05/2022	3.920	289,982	325,822
R2004957459	Cordova	TN	04/13/2022	4.660	244,277	274,468
R2004956810	Ellenwood	GA	02/16/2022	4.150	322,071	361,878
R2004957748	Powder Springs	GA	05/25/2022	4.150	283,422	318,452
R2004956934	Memphis	TN	03/16/2022	4.660	267,163	300,183
R2004957953	Oakland	TN	07/07/2022	4.660	317,018	356,200
R2004958708	Orlando	FL	11/09/2022	4.300	422,804	475,061
R2004957935	Kissimmee	FL	07/07/2022	3.910	321,182	360,879
R2004958661	Jacksonville	FL	10/12/2022	4.200	304,072	341,653
R2004958572	Indianapolis	IN	10/12/2022	4.200	278,531	312,956
R2004957704	San Antonio	TX	05/25/2022	3.750	309,156	347,366
R2004957361	Olive Branch	MS	04/13/2022	4.660	205,111	230,462
R2004956965	Mesa	AZ	03/16/2022	3.710	450,230	505,876
R2004956769	Justin	TX	02/02/2022	3.880	347,584	390,544
R2004956737	Tomball	TX	01/19/2022	3.920	247,644	278,252
R2004957051	Conroe	TX	03/30/2022	3.920	256,095	287,747
R2004957739	Charlotte	NC	05/25/2022	4.120	349,503	392,700
R2004957091	Mt Holly	NC	03/30/2022	4.120	344,037	386,558
R2004957541	Conroe	TX	04/27/2022	3.920	277,278	311,548
R2004958464	Conroe	TX	10/12/2022	4.300	297,958	334,784
R2004958566	Covington	GA	10/12/2022	4.200	247,418	277,998
R2004957933	Tucson	AZ	07/07/2022	3.710	332,260	373,326
R2004958010	Clayton	NC	08/03/2022	4.090	397,869	447,044
R2004958455	Irving	TX	10/12/2022	4.300	312,688	350,638
R2004956875	Conroe	TX	03/02/2022	3.920	255,142	286,676
R2004958085	Gilbert	AZ	08/03/2022	3.710	499,042	560,721
R2004957478	Converse	TX	04/13/2022	3.750	327,048	367,470
R2004958542	Mesa	AZ	10/12/2022	4.300	357,788	402,009
R2004958687	Memphis	TN	11/09/2022	4.660	270,819	304,291
R2004957918	Humble	TX	07/07/2022	3.920	247,863	278,498
R2004958656	Jacksonville	FL	10/12/2022	4.200	236,618	265,863
R2004958718	Orlando	FL	11/09/2022	4.300	372,137	418,131
R2004957069	Brooksville	FL	03/30/2022	3.940	355,912	399,901

ANNUAL STATEMENT FOR THE YEAR 2022 OF THE AMERICAN EQUITY INVESTMENT LIFE INSURANCE COMPANY

SCHEDULE B - PART 2

Showing All Mortgage Loans ACQUIRED AND ADDITIONS MADE During the Current Year

1 Loan Number	Location		4 Loan Type	5 Date Acquired	6 Rate of Interest	7 Actual Cost at Time of Acquisition	8 Additional Investment Made After Acquisition	9 Value of Land and Buildings
	2 City	3 State						
R2004956915	Concord	NC		03/16/2022	4.120	317,732		357,002
R2004957817	Riverview	FL		06/08/2022	3.940	371,130		417,000
R2004957259	Royse City	TX		04/13/2022	3.880	365,653		410,846
R2004958695	Apollo Beach	FL		11/09/2022	4.300	297,079		333,797
R2004957954	Centennial	CO		07/07/2022	3.750	525,125		590,028
R2004956941	Gilbert	AZ		03/16/2022	3.710	455,369		511,650
R2004958198	Princeton	TX		08/31/2022	3.880	317,370		356,595
R2004958150	Ruskin	FL		08/03/2022	3.940	390,454		438,712
R2004956789	Jonesboro	GA		02/16/2022	4.150	315,434		354,420
R2004958325	Lakeland	FL		09/14/2022	3.940	326,003		366,295
R2004958515	Lakeland	FL		10/12/2022	4.300	250,652		281,632
R2004958142	Ruskin	FL		08/03/2022	3.940	341,360		383,550
R2004958347	Aurora	CO		09/28/2022	3.750	516,916		580,804
R2004956733	Arlington	TX		01/19/2022	3.880	306,685		344,590
R2004958229	Bremen	GA		08/31/2022	4.150	335,852		377,362
R2004957724	Conroe	TX		05/25/2022	3.920	270,137		303,525
R2004958686	Wesley Chapel	FL		10/26/2022	3.940	378,995		425,837
R2004957708	Katy	TX		05/25/2022	3.920	254,494		285,948
R2004958040	Katy	TX		08/03/2022	3.920	272,187		305,828
R2004957878	Huntersville	NC		07/07/2022	4.120	373,891		420,102
R2004958144	Sanger	TX		08/03/2022	3.880	344,070		386,595
R2004958672	Fort Worth	TX		03/16/2022	3.880	346,566		389,400
R2004958340	Tucson	AZ		09/28/2022	3.710	329,010		369,674
R2004957163	Humble	TX		03/30/2022	3.920	255,487		287,064
R2004957886	Austell	GA		07/07/2022	4.150	320,971		360,642
R2004957341	Gilbert	AZ		04/13/2022	3.710	444,154		499,049
R2004958491	Florence	AZ		10/12/2022	4.300	329,904		370,679
R2004958552	St. Augustine	FL		10/12/2022	4.300	518,863		582,992
R2004957228	Buckeye	AZ		03/30/2022	3.710	403,961		453,889
R2004958309	Newnan	GA		09/14/2022	4.150	244,173		274,352
R2004957711	Crowley	TX		05/11/2022	3.880	313,608		352,368
R2004958700	Douglasville	GA		11/09/2022	4.150	248,439		279,145
R2004957643	Kissimmee	FL		04/27/2022	3.910	351,627		395,086
R2004957170	Anna	TX		04/13/2022	3.880	300,937		338,132
R2004958202	Cary	NC		08/31/2022	4.090	398,700		447,977
R2004958690	Mulberry	FL		11/09/2022	3.940	292,028		328,121
R2004957657	Ruskin	FL		05/11/2022	3.940	336,001		377,529
R2004957713	Holiday	FL		05/25/2022	3.940	322,081		361,889
R2004956902	Apache Junction	AZ		03/16/2022	3.710	377,501		424,158
R2004958336	Bartlett	TN		12/07/2022	4.660	260,887		293,132
R2004957988	Memphis	TN		07/07/2022	4.660	321,492		361,227
R2004957712	Royse City	TX		05/25/2022	3.880	377,214		423,836
R2004957240	Fountain Hills	AZ		04/13/2022	3.710	430,752		483,990
R2004958458	Mcdonough	GA		10/12/2022	4.300	375,646		422,074
R2004957764	San Antonio	TX		05/25/2022	3.750	344,502		387,081
R2004957714	Memphis	TN		05/25/2022	4.660	220,967		248,278
R2004956843	San Tan Valley	AZ		03/02/2022	3.710	378,472		425,249
R2004958668	Zephyrhills	FL		10/12/2022	4.200	403,815		453,724
R2004958267	Villa Rica	GA		08/31/2022	4.150	298,566		335,467
R2004956924	Cordova	TN		03/16/2022	4.660	312,532		351,160
R2004958194	Fiquay Varina	NC		08/17/2022	4.090	383,694		431,117
R2004956724	Houston	TX		01/05/2022	3.920	245,426		275,760
R2004956801	Memphis	TN		02/16/2022	4.660	281,985		316,837
R2004958544	PEACHTREE CITY	GA		10/12/2022	4.300	425,557		478,154
R2004956759	Concord	NC		02/02/2022	4.120	324,854		365,004

ANNUAL STATEMENT FOR THE YEAR 2022 OF THE AMERICAN EQUITY INVESTMENT LIFE INSURANCE COMPANY

SCHEDULE B - PART 2

Showing All Mortgage Loans ACQUIRED AND ADDITIONS MADE During the Current Year

1 Loan Number	Location		4 Loan Type	5 Date Acquired	6 Rate of Interest	7 Actual Cost at Time of Acquisition	8 Additional Investment Made After Acquisition	9 Value of Land and Buildings
	2 City	3 State						
R2004956811	Memphis	TN		02/16/2022	4.660	259,949		292,077
R2004957851	Richmond	TX		07/07/2022	3.920	308,284		346,387
R2004958400	Kissimmee	FL		10/12/2022	4.300	304,446		342,074
R2004957601	Acworth	GA		04/27/2022	4.150	273,837		307,682
R2004956858	Atlanta	GA		03/02/2022	4.150	407,948		458,368
R2004956946	Kissimmee	FL		03/16/2022	3.910	347,476		390,422
R2004958145	Mount Dora	FL		08/03/2022	3.910	355,994		399,993
R2004958420	Phoenix	AZ		10/12/2022	4.300	544,111		611,361
R2004958178	Cordova	TN		08/31/2022	4.660	324,389		364,482
R2004957543	Buckeye	AZ		04/27/2022	3.710	388,488		436,503
R2004958060	Rockmart	GA		08/03/2022	4.150	262,078		294,470
R2004958678	Lake Mary	FL		10/26/2022	3.910	329,552		370,283
R2004957692	Douglasville	GA		05/11/2022	4.150	372,740		418,809
R2004957481	Locust Grove	GA		04/27/2022	4.150	336,804		378,431
R2004957787	Galloway	OH		06/08/2022	4.040	247,707		278,323
R2004957053	Parker	CO		03/30/2022	3.750	560,908		600,234
R2004957398	Cordova	TN		04/13/2022	4.660	234,306		263,265
R2004957738	Gilbert	AZ		05/25/2022	3.710	447,164		502,431
R2004957405	Canal Winchester	OH		04/13/2022	4.040	304,581		342,226
R2004957199	Apopka	FL		03/30/2022	3.910	378,220		424,966
R2004958291	Riverview	FL		09/14/2022	3.940	398,872		448,171
R2004957642	Columbus	OH		04/27/2022	4.040	292,786		328,973
R2004956812	Fort Worth	TX		02/16/2022	3.880	289,488		325,267
R2004956736	Richmond	TX		01/19/2022	3.920	233,916		262,827
R2004957166	Orlando	FL		03/30/2022	3.910	369,374		415,027
R2004957258	Crowley	TX		04/13/2022	3.880	336,564		378,162
R2004957021	Bartlett	TN		03/30/2022	4.660	282,486		317,400
R2004956799	Arlington	TX		02/16/2022	3.880	272,011		305,630
R2004956780	Marietta	GA		02/16/2022	4.150	327,809		368,325
R2004958631	Heath	TX		10/12/2022	4.200	340,561		382,653
R2004958517	Aurora	CO		10/12/2022	3.750	494,267		555,356
R2004957632	El Mirage	AZ		04/27/2022	3.710	403,288		453,133
R2004958297	Tucson	AZ		09/14/2022	3.710	333,358		374,560
R2004958613	Waxahachie	TX		10/12/2022	4.200	300,894		338,083
R2004956784	El Mirage	AZ		02/16/2022	3.710	370,137		415,884
R2004957818	Southaven	MS		06/08/2022	4.660	330,048		370,841
R2004956964	Southaven	MS		03/16/2022	4.660	244,441		274,653
R2004958263	Riverview	FL		08/31/2022	3.940	346,446		389,265
R2004957169	Magnolia	TX		03/30/2022	3.920	284,743		319,936
R2004958728	Saginaw	TX		12/07/2022	3.880	304,845		342,522
R2004958603	Fort Worth	TX		10/12/2022	4.200	310,774		349,184
R2004958184	Greenfield	IN		08/17/2022	3.830	243,851		273,990
R2004957663	Royse City	TX		05/11/2022	3.880	297,909		334,729
R2004956827	Fuquay Varina	NC		03/02/2022	4.090	412,664		463,667
R2004958596	Keller	TX		10/12/2022	4.200	390,191		438,417
R2004957338	Phoenix	AZ		04/13/2022	3.710	413,365		464,455
R2004957837	Indianapolis	IN		07/07/2022	3.830	264,388		297,065
R2004957171	Bacliff	TX		03/30/2022	3.920	279,650		314,214
R2004957884	San Tan Valley	AZ		07/07/2022	3.710	405,573		455,700
R2004957928	Douglasville	GA		07/07/2022	4.150	288,463		324,116
R2004957604	New Caney	TX		04/27/2022	3.920	249,992		280,890
R2004957633	Surprise	AZ		04/27/2022	3.710	416,212		467,654
R2004957948	Smyrna	TN		07/07/2022	4.150	388,669		436,707
R2004958254	Columbus	OH		08/31/2022	4.040	321,510		361,247
R2004958547	Yulee	FL		10/12/2022	4.300	380,892		427,969

ANNUAL STATEMENT FOR THE YEAR 2022 OF THE AMERICAN EQUITY INVESTMENT LIFE INSURANCE COMPANY

SCHEDULE B - PART 2

Showing All Mortgage Loans ACQUIRED AND ADDITIONS MADE During the Current Year

1	Location		4	5	6	7	8	9
	2	3						
Loan Number	City	State	Loan Type	Date Acquired	Rate of Interest	Actual Cost at Time of Acquisition	Additional Investment Made After Acquisition	Value of Land and Buildings
R2004956809	MariettaGA	02/16/2022	4.150	340,001	382,024
R2004958215	Queen CreekAZ	08/31/2022	3.710	517,205	581,129
R2004957868	TucsonAZ	07/07/2022	3.710	322,741	362,630
R2004957595	LaveenAZ	04/27/2022	3.710	474,378	533,009
R2004956767	La VergneTN	02/02/2022	4.150	278,949	313,426
R2004957947	MesaAZ	07/07/2022	3.710	518,294	582,353
R2004956787	Locust GroveGA	02/16/2022	4.150	308,286	346,389
R2004958417	CovingtonGA	10/12/2022	4.300	239,992	269,654
R2004957706	Land O LakesFL	05/25/2022	3.940	385,611	433,271
R2004956764	ArlingtonTX	02/02/2022	3.880	285,908	321,246
R2004956708	KnightdaleNC	01/05/2022	4.090	289,919	325,752
R2004957368	San AntonioTX	04/13/2022	3.750	291,354	327,364
R2004957404	UrbancrestOH	04/13/2022	4.040	264,527	297,221
R2004957236	TucsonAZ	04/13/2022	3.710	317,098	356,290
R2004956884	Apache JunctionAZ	03/16/2022	3.710	368,512	414,058
R2004957848	TucsonAZ	07/07/2022	3.710	324,599	364,718
R2004958534	CharlotteNC	10/12/2022	4.300	260,681	292,900
R2004957677	MidlandNC	05/11/2022	4.120	339,046	380,951
R2004957070	Apollo BeachFL	03/30/2022	3.940	418,061	469,731
R2004958408	TempeAZ	10/12/2022	4.300	367,617	413,053
R2004958709	SanfordFL	11/09/2022	4.300	265,027	297,783
R2004958725	St. AugustineFL	11/09/2022	4.300	474,164	532,768
R2004956385	BenbrookTX	01/14/2022	3.880	467	356,366
R2004958429	St cloudFL	10/12/2022	4.300	448,635	504,085
R2004957965	CrowleyTX	07/07/2022	3.880	308,468	346,593
R2004957268	Holly SpringsNC	04/13/2022	4.090	353,057	396,693
R2004957479	CrosbyTX	04/13/2022	3.920	305,454	343,207
R2004957742	Glenn HeightsTX	05/25/2022	3.880	314,416	353,276
R2004956741	LancasterTX	01/19/2022	3.880	272,404	306,072
R2004956920	BuckeyeAZ	03/16/2022	3.710	419,461	471,305
R2004957702	StockbridgeGA	05/25/2022	4.150	308,911	347,091
R2004958014	PeoriaAZ	08/03/2022	3.710	442,099	496,740
R2004958677	DouglasvilleGA	10/26/2022	4.150	228,662	256,924
R2004958206	Indian TrailNC	08/31/2022	4.120	321,375	361,095
R2004957730	BartlettTN	05/25/2022	4.660	323,326	363,288
R2004957814	CordovaTN	06/08/2022	4.660	237,939	267,347
R2004957607	SahuaritaAZ	04/27/2022	3.710	312,651	351,293
R2004958605	BedfordTX	10/12/2022	4.200	355,832	399,812
R2004956763	AtlantaGA	02/02/2022	4.150	386,723	434,520
R2004958531	ArlingtonTX	10/12/2022	4.300	301,960	339,281
R2004957036	CordovaTN	03/30/2022	4.660	262,763	295,239
R2004958084	AvondaleAZ	08/03/2022	3.710	397,002	446,070
R2004957597	SouthavenMS	04/27/2022	4.660	264,163	296,812
R2004957771	SelmaTX	06/08/2022	3.750	331,327	372,277
R2004956783	PhoenixAZ	02/16/2022	3.710	461,760	518,831
R2004958031	IndianapolisIN	08/03/2022	3.830	270,546	303,984
R2004957662	PeoriaAZ	05/11/2022	3.710	483,662	543,440
R2004957089	ForneyTX	03/30/2022	3.880	242,353	272,307
R2004956822	FriendswoodTX	03/02/2022	3.920	260,259	292,426
R2004957006	BuckeyeAZ	03/30/2022	3.710	347,023	389,913
R2004958448	BelmontNC	10/12/2022	4.300	343,528	385,986
R2004958386	Villa RicaGA	10/12/2022	4.150	308,965	347,152
R2004956710	ThonotosassaFL	01/05/2022	3.940	326,896	367,299
R2004958082	HernandoMS	08/03/2022	4.660	297,613	334,397
R2004958672	DuluthGA	10/12/2022	4.200	286,556	321,973

ANNUAL STATEMENT FOR THE YEAR 2022 OF THE AMERICAN EQUITY INVESTMENT LIFE INSURANCE COMPANY

SCHEDULE B - PART 2

Showing All Mortgage Loans ACQUIRED AND ADDITIONS MADE During the Current Year

1	Location		4	5	6	7	8	9
	2	3						
Loan Number	City	State	Loan Type	Date Acquired	Rate of Interest	Actual Cost at Time of Acquisition	Additional Investment Made After Acquisition	Value of Land and Buildings
R2004958749	Aurora	CO	12/21/2022	3.750	543,201	610,338
R2004958446	Whitestown	IN	10/12/2022	4.300	305,219	342,943
R2004958570	Phoenix	AZ	10/12/2022	4.200	401,575	451,208
R2004957635	Villa Rica	GA	04/27/2022	4.150	254,906	286,411
R2004957387	Ellenwood	GA	04/13/2022	4.150	273,351	307,136
R2004958252	Groveport	OH	08/31/2022	4.040	308,049	346,123
R2004958380	Missouri City	TX	10/12/2022	3.920	274,418	308,335
R2004957052	Orlando	FL	03/30/2022	3.910	303,266	340,748
R2004958074	Lancaster	TX	08/03/2022	3.880	325,985	366,275
R2004957699	Horn Lake	MS	05/25/2022	4.660	302,924	340,364
R2004957108	Monroe	NC	03/30/2022	4.120	315,355	354,331
R2004957882	Bartlett	TN	07/07/2022	4.660	345,993	388,082
R2004958161	Lake Mary	FL	08/17/2022	3.910	416,582	468,070
R2004956704	Ruskin	FL	01/05/2022	3.940	337,878	379,638
R2004957788	Reynoldsburg	OH	06/08/2022	4.040	315,959	355,010
R2004956731	Richmond	TX	01/19/2022	3.920	337,091	378,754
R2004958192	Valrico	FL	08/17/2022	3.940	388,329	436,325
R2004957651	Tucson	AZ	05/11/2022	3.710	315,077	354,019
R2004958449	Indianapolis	IN	10/12/2022	4.300	255,768	287,380
R2004958462	Castle Rock	CO	10/12/2022	4.300	679,691	763,698
R2004958567	Surprise	AZ	10/12/2022	4.200	504,641	567,012
R2004958538	Gilbert	AZ	10/12/2022	4.300	438,134	492,285
R2004958269	Villa Rica	GA	08/31/2022	4.150	301,892	339,204
R2004957896	Brandon	FL	07/07/2022	3.940	402,205	451,916
R2004957997	Moorestville	NC	08/03/2022	4.120	346,988	389,874
R2004958422	Orange Park	FL	10/12/2022	4.300	348,325	391,376
R2004956739	Grand Prairie	TX	01/19/2022	3.880	337,282	378,968
R2004958701	Newnan	GA	11/09/2022	4.150	321,495	361,230
R2004958253	Galloway	OH	08/31/2022	4.040	340,074	382,106
R2004958436	San Antonio	TX	10/12/2022	4.300	365,718	410,919
R2004957265	Queen Creek	AZ	04/13/2022	3.710	509,048	571,964
R2004958023	Cypress	TX	08/03/2022	3.920	286,201	321,574
R2004958324	Murfreesboro	TN	09/14/2022	4.150	310,665	349,062
R2004957892	Spring	TX	07/07/2022	3.920	217,501	244,383
R2004957800	Mesa	AZ	06/08/2022	3.710	435,915	489,792
R2004957975	Moorestville	NC	07/07/2022	4.120	316,111	355,181
R2004958200	Douglasville	GA	08/17/2022	4.150	330,015	370,803
R2004956870	Desoto	TX	03/02/2022	3.880	314,910	353,832
R2004958030	Mesa	AZ	08/03/2022	3.710	445,355	500,399
R2004957804	Atlanta	GA	06/08/2022	4.150	420,395	472,354
R2004957231	Woodstock	GA	04/13/2022	4.150	327,912	368,440
R2004956751	Kissimmee	FL	01/19/2022	3.910	361,247	405,895
R2004957409	Orlando	FL	04/13/2022	3.910	332,322	373,396
R2004956782	Justin	TX	02/16/2022	3.880	320,120	359,685
R2004958662	Dundee	FL	10/12/2022	4.200	289,018	324,740
R2004958560	Winston	GA	10/12/2022	4.200	251,791	282,911
R2004958003	Sun City	AZ	08/03/2022	3.710	467,997	525,839
R2004958406	Lakeland	FL	10/12/2022	4.300	217,332	244,193
R2004958556	Jacksonville	FL	10/12/2022	4.300	263,541	296,113
R2004956839	Brooksville	FL	03/02/2022	3.940	328,843	369,486
R2004956779	Ruskin	FL	02/02/2022	3.940	327,055	367,477
R2004958286	Apollo Beach	FL	09/14/2022	3.940	416,145	467,579
R2004958241	Glendale	AZ	08/31/2022	3.710	402,055	451,747
R2004957102	Phoenix	AZ	03/30/2022	3.710	366,341	411,619
R2004958442	Gallatin	TN	10/12/2022	4.300	440,807	495,289

ANNUAL STATEMENT FOR THE YEAR 2022 OF THE AMERICAN EQUITY INVESTMENT LIFE INSURANCE COMPANY

SCHEDULE B - PART 2

Showing All Mortgage Loans ACQUIRED AND ADDITIONS MADE During the Current Year

1	Location		4	5	6	7	8	9
	2	3						
Loan Number	City	State	Loan Type	Date Acquired	Rate of Interest	Actual Cost at Time of Acquisition	Additional Investment Made After Acquisition	Value of Land and Buildings
R2004957716	Anthem	AZ		05/25/2022	3.710	464,745		522,185
R2004958747	Orlando	FL		12/21/2022	3.910	349,412		392,598
R2004958169	Green Valley	AZ		08/17/2022	3.710	286,894		322,353
R2004958315	Matthews	NC		09/14/2022	4.120	329,144		369,825
R2004957987	La Porte	TX		07/07/2022	3.920	232,195		260,893
R2004956842	Valrico	FL		03/02/2022	3.940	362,541		407,349
R2004957790	Dallas	NC		06/08/2022	4.120	265,144		297,915
R2004958565	Jonesboro	GA		10/12/2022	4.200	240,569		270,302
R2004957457	Gilbert	AZ		04/13/2022	3.710	475,999		534,830
R2004957003	Lawrenceville	GA		03/30/2022	4.150	340,471		382,552
R2004958483	Bartow	FL		10/12/2022	4.300	220,101		247,304
R2004957193	Gilbert	AZ		03/30/2022	3.710	531,886		597,625
R2004957990	Gibsonton	FL		07/07/2022	3.940	351,861		395,349
R2004958487	McDonough	GA		10/12/2022	4.300	468,478		526,380
R2004957901	Orlando	FL		07/07/2022	3.910	364,444		409,488
R2004958424	Fort Worth	TX		10/12/2022	4.300	304,171		341,765
R2004957859	Goodlettsville	TN		07/07/2022	4.150	370,433		416,217
R2004957544	Apache Junction	AZ		04/27/2022	3.710	377,504		424,162
R2004957661	Decatur	GA		05/11/2022	4.150	221,927		249,356
R2004958588	San Antonio	TX		10/12/2022	4.200	363,906		408,883
R2004958174	Winder	GA		08/17/2022	4.150	294,205		330,567
R2004956720	Sun City	AZ		01/05/2022	3.710	372,682		418,744
R2004958444	Sahuarita	AZ		10/12/2022	4.300	347,279		390,201
R2004957698	Oakland	TN		05/25/2022	4.660	293,933		330,262
R2004958711	Orlando	FL		11/09/2022	4.300	310,278		348,627
R2004958663	Zephyrhills	FL		10/12/2022	4.200	298,972		335,923
R2004956768	La Vergne	TN		02/02/2022	4.150	322,306		362,142
R2004957241	San Antonio	TX		04/13/2022	3.750	336,169		377,718
R2004956744	Arlington	TX		01/19/2022	3.880	259,697		291,794
R2004957789	Duncanville	TX		06/08/2022	3.880	317,099		356,291
R2004958676	Smyrna	TN		10/26/2022	4.150	314,264		353,106
R2004958696	Argyle	TX		11/09/2022	3.880	342,807		385,176
R2004957603	Phoenix	AZ		04/27/2022	3.710	481,035		540,489
R2004957397	San Tan Valley	AZ		04/13/2022	3.710	434,340		488,022
R2004958526	San Antonio	TX		10/12/2022	4.300	226,494		254,487
R2004957904	Conroe	TX		07/07/2022	3.920	253,019		284,291
R2004957340	Queen Creek	AZ		04/13/2022	3.710	383,740		431,168
R2004957227	Peoria	AZ		03/30/2022	3.710	465,987		523,581
R2004958730	Leesburg	FL		12/07/2022	3.910	257,887		289,761
R2004956743	Saginaw	TX		01/19/2022	3.880	290,113		325,970
R2004957775	Villa Rica	GA		06/08/2022	4.150	290,478		326,380
R2004958379	Marysville	OH		10/12/2022	4.040	315,745		354,770
R2004958540	Lawrenceville	GA		10/12/2022	4.300	267,360		300,404
R2004957037	Riverview	FL		03/30/2022	3.940	325,649		365,898
R2004957991	Porter	TX		08/03/2022	3.920	234,409		263,381
R2004958609	Davenport	FL		10/12/2022	4.200	287,222		322,721
R2004956709	Spring	TX		01/05/2022	3.920	233,362		262,205
R2004957820	Gilbert	AZ		06/08/2022	3.710	521,739		586,224
R2004958131	Orlando	FL		08/03/2022	3.910	371,796		417,748
R2004956826	Fruitland Park	FL		03/02/2022	3.910	298,167		335,019
R2004958303	Columbus	OH		09/14/2022	4.040	258,483		290,430
R2004957423	Tucson	AZ		04/13/2022	3.710	304,987		342,682
R2004957777	Valrico	FL		05/25/2022	3.940	339,752		381,744
R2004956835	Riverview	FL		03/02/2022	3.940	383,300		430,674
R2004958079	Bartlett	TN		08/03/2022	4.660	287,751		323,316

ANNUAL STATEMENT FOR THE YEAR 2022 OF THE AMERICAN EQUITY INVESTMENT LIFE INSURANCE COMPANY

SCHEDULE B - PART 2

Showing All Mortgage Loans ACQUIRED AND ADDITIONS MADE During the Current Year

1	Location		4	5	6	7	8	9
	2	3						
Loan Number	City	State	Loan Type	Date Acquired	Rate of Interest	Actual Cost at Time of Acquisition	Additional Investment Made After Acquisition	Value of Land and Buildings
R2004956959	StockbridgeGA	03/30/2022	4.150	350,023	393,284
R2004958283	CovingtonGA	09/14/2022	4.150	246,905	277,421
R2004958459	DallasGA	10/12/2022	4.300	366,726	412,051
R2004957963	ForneyTX	07/07/2022	3.880	327,397	367,862
R2004956863	PhoenixAZ	03/02/2022	3.710	461,228	518,234
R2004957029	ArlingtonTX	03/30/2022	3.880	331,023	371,936
R2004958191	NewnanGA	08/17/2022	4.150	376,475	423,006
R2004956742	MesquiteTX	01/19/2022	3.880	315,844	354,881
R2004957194	BuckeyeAZ	03/30/2022	3.710	373,396	419,546
R2004957810	San AntonioTX	06/08/2022	3.750	358,735	403,073
R2004958555	Winter GardenFL	10/12/2022	4.300	603,666	678,276
R2004957766	AcworthGA	05/25/2022	4.150	321,464	361,196
R2004956778	AntiochTN	02/02/2022	4.150	363,939	408,920
R2004957858	SmithfieldNC	07/07/2022	4.090	268,880	302,112
R2004958277	ClermontFL	08/31/2022	3.910	378,213	424,958
R2004957066	ArlingtonTX	03/30/2022	3.880	296,111	332,709
R2004957801	CordovaTN	06/08/2022	4.660	252,130	283,292
R2004957192	Castle RockCO	03/30/2022	3.750	576,100	647,303
R2004957019	RiverviewFL	03/30/2022	3.940	375,519	421,931
R2004958637	San AntonioTX	10/12/2022	4.200	282,287	317,176
R2004957650	GoodyearAZ	05/11/2022	3.710	421,142	473,193
R2004957720	CovingtonGA	05/25/2022	4.150	363,271	408,170
R2004958034	OaklandTN	08/03/2022	4.660	307,721	345,754
R2004957785	RosharonTX	06/08/2022	3.920	279,304	313,825
R2004958595	GilbertAZ	10/12/2022	4.200	572,441	643,192
R2004958251	KissimmeeFL	08/31/2022	3.910	360,068	404,571
R2004957957	TavaresFL	07/07/2022	3.910	330,757	371,637
R2004956760	ArlingtonTX	02/02/2022	3.880	323,374	363,342
R2004957226	San AntonioTX	04/13/2022	3.750	311,165	349,624
R2004958642	Texas CityTX	10/12/2022	4.200	254,634	286,106
R2004957795	CharlotteNC	06/08/2022	4.120	314,767	353,671
R2004958554	JacksonvilleFL	10/12/2022	4.300	234,000	262,921
R2004957752	TucsonAZ	05/25/2022	3.710	283,558	318,605
R2004958093	HamptonGA	08/03/2022	4.150	350,598	393,930
R2004958127	SorrentoFL	08/03/2022	3.910	354,010	397,764
R2004956776	San AntonioTX	02/02/2022	3.750	279,738	314,312
R2004958236	OaklandTN	08/31/2022	4.660	291,266	327,265
R2004958584	NashvilleTN	10/12/2022	4.200	508,529	571,381
R2004957068	PhoenixAZ	03/30/2022	3.710	396,005	444,949
R2004958124	SpringTX	08/03/2022	3.920	274,284	308,184
R2004958415	Orange ParkFL	10/12/2022	4.300	275,976	310,085
R2004957968	IndianapolisIN	07/07/2022	3.830	215,428	242,054
R2004958404	Live OakTX	10/12/2022	4.300	247,807	278,435
R2004958667	Wesley ChapelFL	10/12/2022	4.200	388,542	436,564
R2004958381	RiverviewFL	10/12/2022	3.940	355,923	399,913
R2004958640	RowlettTX	10/12/2022	4.200	288,663	324,340
R2004957165	Land O LakesFL	03/30/2022	3.940	393,166	441,759
R2004958614	DeltonaFL	10/12/2022	4.200	306,570	344,460
R2004958143	ValricoFL	08/03/2022	3.940	397,634	446,780
R2004957646	Villa RicaGA	05/11/2022	4.150	358,609	402,932
R2004956748	WataugaTX	01/19/2022	3.880	250,690	281,674
R2004958519	PoincianaFL	10/12/2022	3.910	306,563	344,453
R2004956825	GlendaleAZ	03/02/2022	3.710	356,441	400,495
R2004958510	JacksonvilleFL	10/12/2022	4.300	322,305	362,141
R2004958511	WimaumaFL	10/12/2022	4.300	310,306	348,658

ANNUAL STATEMENT FOR THE YEAR 2022 OF THE AMERICAN EQUITY INVESTMENT LIFE INSURANCE COMPANY

SCHEDULE B - PART 2

Showing All Mortgage Loans ACQUIRED AND ADDITIONS MADE During the Current Year

1	Location		4	5	6	7	8	9
	2	3						
Loan Number	City	State	Loan Type	Date Acquired	Rate of Interest	Actual Cost at Time of Acquisition	Additional Investment Made After Acquisition	Value of Land and Buildings
R2004956823	Fort Worth	TX		03/02/2022	3.880	360,369		404,909
R2004957647	Orlando	FL		05/11/2022	3.910	361,109		405,740
R2004958050	Peoria	AZ		08/03/2022	3.710	486,827		546,997
R2004958466	Deltona	FL		10/12/2022	4.300	326,934		367,341
R2004956894	Zephyrhills	FL		03/16/2022	3.940	370,095		415,837
R2004958652	Ocoee	FL		10/12/2022	4.200	376,927		423,513
R2004958736	Winter Haven	FL		12/07/2022	4.200	302,501		339,889
R2004958643	Winter Garden	FL		10/12/2022	4.200	478,432		537,565
R2004958454	Snellville	GA		10/12/2022	4.300	284,860		320,068
R2004958364	Adairsville	GA		10/12/2022	4.150	287,643		323,194
R2004957815	Bartlett	TN		06/08/2022	4.660	262,640		295,100
R2004956793	Charlotte	NC		02/16/2022	4.120	273,109		306,864
R2004958726	Antioch	TN		11/09/2022	4.150	309,812		348,103
R2004958634	Cibola	TX		10/12/2022	4.200	269,586		302,905
R2004958439	ATLANTA	GA		10/12/2022	4.300	637,495		716,286
R2004957671	Anthem	AZ		05/11/2022	3.710	500,984		562,903
R2004957168	Eustis	FL		03/30/2022	3.910	311,933		350,486
R2004957073	Villa Rica	GA		03/30/2022	4.150	292,447		328,592
R2004958748	Memphis	TN		12/21/2022	4.660	239,552		269,159
R2004957198	Castle Rock	CO		03/30/2022	3.750	592,384		665,600
R2004957534	Houston	TX		04/27/2022	3.920	322,646		362,524
R2004957890	Memphis	TN		08/17/2022	4.660	301,431		338,686
R2004957994	Fortville	IN		08/03/2022	3.830	309,722		348,002
R2004957952	Smyrna	TN		07/07/2022	4.150	380,202		427,193
R2004958204	Spring Hill	FL		08/31/2022	3.940	413,059		464,111
R2004957931	Charlotte	NC		07/07/2022	4.120	344,875		387,500
R2004958134	Cordova	TN		08/03/2022	4.660	276,125		310,253
R2004956916	Ruskin	FL		03/16/2022	3.940	380,358		427,369
R2004957618	Missouri City	TX		05/11/2022	3.920	304,258		341,863
R2004958703	Kingwood	TX		11/09/2022	4.300	261,275		293,568
R2004956765	Riverview	FL		02/02/2022	3.940	412,955		463,994
R2004958235	Charlotte	NC		08/31/2022	4.120	244,745		274,994
R2004958355	Apopka	FL		09/28/2022	3.910	270,289		303,695
R2004957735	Murfreesboro	TN		05/25/2022	4.150	349,483		392,677
R2004957267	Tucson	AZ		04/13/2022	3.710	310,520		348,899
R2004958403	Spring Hill	TN		10/12/2022	4.300	451,058		506,807
R2004957982	Memphis	TN		07/07/2022	4.660	264,413		297,093
R2004958043	Mesa	AZ		08/03/2022	3.710	439,001		493,260
R2004957653	Ruskin	FL		05/11/2022	3.940	325,275		365,477
R2004957124	Humble	TX		03/30/2022	3.920	268,116		301,254
R2004957123	Pinehurst	TX		03/30/2022	3.920	257,345		289,152
R2004958520	Wesley Chapel	FL		10/12/2022	3.940	322,278		362,110
R2004957167	Fruitland Park	FL		03/30/2022	3.910	316,922		356,092
R2004956777	Douglasville	GA		02/02/2022	4.150	268,261		301,417
R2004957825	Memphis	TN		06/08/2022	4.660	301,542		338,811
R2004958390	Phoenix	AZ		10/12/2022	3.710	371,652		417,587
R2004957697	Charlotte	NC		05/11/2022	4.120	367,189		412,572
R2004958374	Villa Rica	GA		10/12/2022	4.150	297,886		334,703
R2004958167	La Vergne	TN		08/17/2022	4.150	366,581		411,889
R2004958657	Jacksonville	FL		10/12/2022	4.200	271,265		304,792
R2004958353	Leesburg	FL		09/28/2022	3.910	374,152		420,396
R2004956942	Mesa	AZ		03/16/2022	3.710	446,730		501,944
R2004957836	New Braunfels	TX		06/08/2022	3.750	309,029		347,224
R2004958365	Lakeland	FL		10/12/2022	3.940	330,783		371,666
R2004958739	Newnan	GA		12/07/2022	4.200	352,023		395,531

ANNUAL STATEMENT FOR THE YEAR 2022 OF THE AMERICAN EQUITY INVESTMENT LIFE INSURANCE COMPANY

SCHEDULE B - PART 2

Showing All Mortgage Loans ACQUIRED AND ADDITIONS MADE During the Current Year

1	Location		4	5	6	7	8	9
	2	3						
Loan Number	City	State	Loan Type	Date Acquired	Rate of Interest	Actual Cost at Time of Acquisition	Additional Investment Made After Acquisition	Value of Land and Buildings
R2004958505	BUCKEYEAZ	10/12/20224.300	340,598	382,694
R2004958331	MemphisTN	09/28/20224.660	244,955	275,230
R2004958268	AtlantaGA	08/31/20224.150	346,036	388,805
R2004957710	New Port RicheyFL	05/25/20223.940	387,406	435,288
R2004958461	PorterTX	10/12/20224.300	304,485	342,118
R2004958389	CasselberryFL	10/12/20223.910	365,086	410,209
R2004957679	MesquiteTX	05/11/20223.880	330,430	371,270
R2004957606	Canal WinchesterOH	04/27/20224.040	344,216	386,759
R2004958314	DelandFL	09/14/20223.910	283,177	318,176
R2004958576	RaleighNC	10/12/20224.200	303,769	341,314
R2004958693	RiverviewFL	11/09/20223.940	340,915	383,050
R2004957925	San AntonioTX	07/07/20223.750	327,718	368,222
R2004957637	OrlandoFL	04/27/20223.910	381,090	428,191
R2004958393	CordovaTN	10/12/20224.660	333,387	374,592
R2004958530	San AntonioTX	10/12/20224.300	220,295	247,522
R2004958224	MurfreesboroTN	08/31/20224.150	366,962	412,317
R2004958536	PendletonIN	10/12/20224.300	248,441	279,147
R2004958126	Land O LakesFL	08/03/20223.940	356,935	401,051
R2004957985	RuskinFL	07/07/20223.940	364,644	409,712
R2004957521	GilbertAZ	05/11/20223.710	512,658	576,020
R2004957682	PhoenixAZ	05/11/20223.710	484,421	544,293
R2004957402	KissimmeeFL	04/13/20223.910	286,763	322,206
R2004957740	PorterTX	05/25/20223.920	325,183	365,374
R2004956727	AnnaTX	01/05/20223.880	289,890	325,719
R2004958006	KennesawGA	08/03/20224.150	286,742	322,182
R2004956771	RuskinFL	02/02/20223.940	361,834	406,555
R2004958490	MaranaAZ	10/12/20224.300	328,304	368,881
R2004958484	El MirageAZ	10/12/20224.300	404,645	454,658
R2004957885	San Tan ValleyAZ	07/07/20223.710	377,987	424,704
R2004956867	GoodyearAZ	03/02/20223.710	377,971	424,687
R2004957920	RuskinFL	07/07/20223.940	385,542	433,193
R2004956773	JonesboroGA	02/02/20224.150	307,988	346,054
R2004958551	JacksonvilleFL	10/12/20224.300	260,368	292,549
R2004956770	Villa RicaGA	02/02/20224.150	251,357	282,424
R2004958659	Orange ParkFL	10/12/20224.200	228,873	257,161
R2004957779	Sun City CenterFL	05/25/20223.940	404,475	454,466
R2004956819	KnightdaleNC	02/16/20224.090	306,893	344,824
R2004958033	MurfreesboroTN	08/03/20224.150	367,702	413,148
R2004958506	KatyTX	10/12/20224.300	346,433	389,251
R2004957655	MidlandNC	05/11/20224.120	352,836	396,445
R2004958081	LawrencevilleGA	08/03/20224.150	275,394	309,432
R2004957010	LawrencevilleGA	03/30/20224.150	347,938	390,942
R2004957900	SouthavenMS	07/07/20224.660	311,823	350,363
R2004958670	MinneolaFL	10/12/20224.200	393,172	441,766
R2004956786	CantonGA	02/16/20224.150	350,482	393,800
R2004956715	Fuquay VarinaNC	01/05/20224.090	348,682	391,778
R2004956837	ArlingtonTN	03/02/20224.660	315,625	354,635
R2004958563	WinderGA	10/12/20224.200	323,491	363,473
R2004957628	RaleighNC	05/11/20224.090	314,131	352,956
R2004958279	DavenportFL	09/14/20223.910	365,407	410,570
R2004958382	TempleGA	10/12/20224.150	264,043	296,678
R2004958265	ConroeTX	08/31/20223.920	252,741	283,979
R2004958582	La VergneTN	10/12/20224.200	240,784	270,544
R2004957355	TollesonAZ	04/13/20223.710	358,505	402,815
R2004957816	Peachtree CityGA	06/08/20224.150	319,166	358,614

ANNUAL STATEMENT FOR THE YEAR 2022 OF THE AMERICAN EQUITY INVESTMENT LIFE INSURANCE COMPANY

SCHEDULE B - PART 2

Showing All Mortgage Loans ACQUIRED AND ADDITIONS MADE During the Current Year

1 Loan Number	Location		4 Loan Type	5 Date Acquired	6 Rate of Interest	7 Actual Cost at Time of Acquisition	8 Additional Investment Made After Acquisition	9 Value of Land and Buildings
	2 City	3 State						
R2004958731	MarysvilleOH		12/07/2022	4.040	299,675		336,713
R2004958648	OrlandoFL		10/12/2022	4.200	331,616		372,602
R2004958027	RuskinFL		08/03/2022	3.940	371,502		417,418
R2004958561	NewnanGA		10/12/2022	4.200	285,911		321,248
R2004958624	DallasTX		10/12/2022	4.200	416,524		468,005
R2004958049	MesaAZ		08/03/2022	3.710	442,100		496,742
R2004957078	MaricopaAZ		03/30/2022	3.710	359,827		404,300
R2004957636	HumbleTX		04/27/2022	3.920	336,070		377,607
R2004958496	CelinaTX		10/12/2022	4.300	604,631		679,360
R2004957909	GilbertAZ		07/07/2022	3.710	466,317		523,952
R2004956706	StaffordTX		01/05/2022	3.920	299,451		336,462
R2004957501	GlendaleAZ		04/27/2022	3.710	471,361		529,619
R2004957687	Sun City CenterFL		05/11/2022	3.940	342,950		385,337
R2004958405	PhoenixAZ		10/12/2022	4.300	418,772		470,531
R2004956830	MemphisTN		03/02/2022	4.660	268,198		301,346
R2004957229	GoodyearAZ		03/30/2022	3.710	392,897		441,457
R2004958706	PowellOH		11/09/2022	4.300	468,553		526,464
R2004957970	Olive BranchMS		07/07/2022	4.660	337,513		379,228
R2004958743	RiverviewFL		12/07/2022	4.200	384,474		431,993
R2004957608	MagnoliaTX		04/27/2022	3.920	332,504		373,600
R2004957803	Sun City CenterFL		06/08/2022	3.940	330,775		371,657
R2004958004	RiverviewFL		08/03/2022	3.940	389,997		438,199
R2004957500	CordovaTN		04/27/2022	4.660	285,298		320,559
R2004957474	Forest HillTX		04/13/2022	3.880	259,655		291,747
R2004956854	DallasTX		03/02/2022	3.880	339,914		381,926
R2004957641	Apache JunctionAZ		04/27/2022	3.710	420,848		472,863
R2004956699	HoustonTX		01/05/2022	3.920	286,762		322,204
R2004957488	PhoenixAZ		04/13/2022	3.710	416,717		468,221
R2004956805	New Port RicheyFL		02/16/2022	3.940	351,093		394,487
R2004958647	AubreyTX		10/12/2022	4.200	366,038		411,278
R2004958478	FulshearTX		10/12/2022	4.300	526,453		521,521
R2004956840	ZephyrhillsFL		03/02/2022	3.940	310,881		349,305
R2004958413	PeoriaAZ		10/12/2022	4.300	337,870		379,629
R2004957850	BacliffTX		07/07/2022	3.920	232,401		261,125
R2004957903	LancasterTX		07/07/2022	3.880	302,574		339,971
R2004958176	ValricoFL		08/17/2022	3.940	326,388		366,728
R2004956738	Spring HillFL		01/19/2022	3.940	333,429		374,638
R2004956912	MinneolaFL		03/16/2022	3.910	370,414		416,195
R2004957345	DoverFL		04/13/2022	3.940	387,720		435,640
R2004958059	ChandlerAZ		08/03/2022	3.710	445,512		500,574
R2004957729	EustisFL		05/25/2022	3.910	340,421		382,495
R2004957515	TomballTX		04/27/2022	3.920	316,449		355,561
R2004956766	ApopkaFL		02/02/2022	3.910	389,676		437,838
R2004958443	Locust GroveGA		10/12/2022	4.300	253,099		284,381
R2004958713	EllenwoodGA		11/09/2022	4.300	321,713		361,476
R2004956790	BraseltonGA		02/16/2022	4.150	346,474		389,297
R2004958071	SorrentoFL		08/03/2022	3.910	350,323		393,621
R2004957812	CovingtonGA		06/08/2022	4.150	302,279		339,639
R2004957763	HamptonGA		06/08/2022	4.150	367,728		413,178
R2004956729	ConcordNC		01/19/2022	4.120	251,898		283,032
R2004956735	McCordsvilleIN		01/19/2022	3.830	249,263		280,071
R2004957675	RuskinFL		05/11/2022	3.940	394,564		443,330
R2004957972	BuckeyeAZ		07/07/2022	3.710	392,736		441,276
R2004956911	BurlesonTX		03/16/2022	3.880	242,906		272,928
R2004956802	Little ElmTX		02/16/2022	3.880	364,807		409,895

ANNUAL STATEMENT FOR THE YEAR 2022 OF THE AMERICAN EQUITY INVESTMENT LIFE INSURANCE COMPANY

SCHEDULE B - PART 2

Showing All Mortgage Loans ACQUIRED AND ADDITIONS MADE During the Current Year

1	Location		4	5	6	7	8	9
	2	3						
Loan Number	City	State	Loan Type	Date Acquired	Rate of Interest	Actual Cost at Time of Acquisition	Additional Investment Made After Acquisition	Value of Land and Buildings
R2004957065	Tampa	FL		03/30/2022	3.940	342,473		384,801
R2004956927	Houston	TX		03/16/2022	3.920	308,751		346,911
R2004956684	Covington	GA		10/26/2022	4.150	301,002		338,205
R2004957598	McDonough	GA		04/27/2022	4.150	359,519		403,954
R2004958221	Sanford	FL		08/31/2022	3.910	371,377		417,277
R2004958594	Houston	TX		10/12/2022	4.200	367,868		413,335
R2004958426	Cedar Hill	TX		10/12/2022	4.300	357,609		401,808
R2004958625	Dallas	TX		10/12/2022	4.200	419,641		471,506
R2004956797	Lithonia	GA		02/16/2022	4.150	303,676		341,209
R2004958092	Denton	TX		08/03/2022	3.880	314,501		353,372
R2004956794	Avondale	AZ		02/16/2022	3.710	388,888		436,953
R2004956796	Humble	TX		02/16/2022	3.920	198,961		223,552
R2004957201	Gilbert	AZ		03/30/2022	3.710	419,193		471,003
R2004957067	Cordova	TN		03/30/2022	4.660	270,310		303,719
R2004957631	Laveen	AZ		05/11/2022	3.710	478,511		537,653
R2004956869	Tampa	FL		03/02/2022	3.940	376,175		422,668
R2004958218	Queen Creek	AZ		08/31/2022	3.710	456,526		512,950
R2004958259	Ruskin	FL		08/31/2022	3.940	378,069		424,797
R2004957173	Forney	TX		03/30/2022	3.880	273,341		307,125
R2004957480	Spring	TX		04/27/2022	3.920	290,449		326,347
R2004957672	Canton	GA		05/11/2022	4.150	351,490		394,933
R2004957200	Queen Creek	AZ		03/30/2022	3.710	494,339		555,437
R2004958562	Tempe	AZ		10/12/2022	4.200	552,302		620,564
R2004958501	Grayson	GA		10/12/2022	4.300	398,013		447,206
R2004957969	Holly Springs	NC		07/07/2022	4.090	336,732		378,350
R2004958232	Southaven	MS		08/31/2022	4.660	311,368		349,852
R2004957477	Fort Worth	TX		04/13/2022	3.880	329,954		370,735
R2004957676	Kannapolis	NC		05/11/2022	4.120	236,329		265,538
R2004957605	San Antonio	TX		04/27/2022	3.750	341,201		383,372
R2004957761	Greenfield	IN		05/25/2022	3.830	268,901		302,136
R2004957845	Dallas	NC		07/07/2022	4.120	309,797		348,087
R2004957109	Canton	GA		03/30/2022	4.150	347,857		390,851
R2004957863	Houston	TX		07/07/2022	3.920	255,119		286,650
R2004958732	Arlington	TN		12/07/2022	4.660	297,844		334,656
R2004956838	Gilbert	AZ		03/02/2022	3.710	446,083		501,217
R2004956904	Ellenwood	GA		03/02/2022	4.150	356,625		400,702
R2004958412	Duluth	GA		10/12/2022	4.300	312,042		350,609
R2004956951	Cedar Hill	TX		03/16/2022	3.880	312,923		351,599
R2004956807	Valrico	FL		02/16/2022	3.940	403,682		453,575
R2004958019	Cartersville	GA		08/03/2022	4.150	288,258		323,885
R2004958133	Acworth	GA		08/03/2022	4.150	349,940		393,191
R2004958533	Christiana	TN		10/12/2022	4.300	358,761		403,102
R2004958356	Smithfield	NC		09/28/2022	4.090	317,691		356,956
R2004958305	Rockwall	TX		09/14/2022	3.880	289,045		324,770
R2004958600	Glendale	AZ		10/12/2022	4.200	510,022		573,059
R2004958113	Tomball	TX		08/03/2022	3.920	255,621		287,215
R2004958165	Forney	TX		08/17/2022	3.880	328,268		368,841
R2004958418	Murfreesboro	TN		10/12/2022	4.300	228,447		256,682
R2004958250	Lady Lake	FL		08/31/2022	3.910	337,274		378,959
R2004956817	Pickerington	OH		02/16/2022	4.040	348,731		391,833
R2004957917	Fate	TX		07/07/2022	3.880	355,536		399,479
R2004957887	Lawrenceville	GA		07/07/2022	4.150	318,875		358,287
R2004958227	Murfreesboro	TN		08/31/2022	4.150	357,552		401,744
R2004957364	San Antonio	TX		04/13/2022	3.750	260,211		292,372
R2004957852	Gastonia	NC		07/07/2022	4.120	280,929		315,651

ANNUAL STATEMENT FOR THE YEAR 2022 OF THE AMERICAN EQUITY INVESTMENT LIFE INSURANCE COMPANY

SCHEDULE B - PART 2

Showing All Mortgage Loans ACQUIRED AND ADDITIONS MADE During the Current Year

1	Location		4	5	6	7	8	9
	2	3						
Loan Number	City	State	Loan Type	Date Acquired	Rate of Interest	Actual Cost at Time of Acquisition	Additional Investment Made After Acquisition	Value of Land and Buildings
R2004958308	Palmetto	GA		09/14/2022	4.150	348,326		391,378
R2004957876	Aurora	CO		07/07/2022	3.750	526,534		591,611
R2004957940	Memphis	TN		07/07/2022	4.660	327,856		368,378
R2004957834	Charlotte	NC		06/08/2022	4.120	361,323		405,981
R2004958294	Rockmart	GA		09/14/2022	4.150	270,826		304,299
R2004956775	Indianapolis	IN		02/02/2022	3.830	200,719		225,527
R2004958617	Deltona	FL		10/12/2022	4.200	320,428		360,032
R2004956761	Douglasville	GA		02/02/2022	4.150	291,503		327,531
R2004958046	Murfreesboro	TN		08/03/2022	4.150	367,335		412,736
R2004958021	Wesley Chapel	FL		08/03/2022	3.940	371,873		417,835
R2004958128	Plant City	FL		08/03/2022	3.940	343,221		385,642
R2004957407	San Tan Valley	AZ		04/13/2022	3.710	388,211		436,192
R2004956755	Matthews	NC		01/19/2022	4.120	371,632		471,564
R2004957741	Ellenwood	GA		05/25/2022	4.150	282,635		317,567
R2004957020	Bartlett	TN		03/30/2022	4.660	328,834		369,476
R2004957626	Tucson	AZ		05/11/2022	3.710	328,005		368,545
R2004956857	Tomball	TX		03/16/2022	3.920	280,141		314,765
R2004957722	Knightdale	NC		05/25/2022	4.090	300,881		338,069
R2004957674	Land O Lakes	FL		05/11/2022	3.940	385,140		432,742
R2004957260	Collierville	TN		04/13/2022	4.660	340,308		382,369
R2004958638	Lake Mary	FL		10/12/2022	4.200	416,417		467,884
R2004956803	Forney	TX		02/16/2022	3.880	310,056		348,377
R2004956892	Ruskin	FL		03/16/2022	3.940	376,631		423,181
R2004958238	Marana	AZ		08/31/2022	3.710	342,370		384,685
R2004958243	Brandon	FL		08/31/2022	3.940	389,606		437,759
R2004957613	Tucson	AZ		04/27/2022	3.710	365,518		410,694
R2004958171	Mesa	AZ		08/17/2022	3.710	389,135		437,230
R2004956717	Orlando	FL		01/05/2022	3.910	343,711		386,192
R2004957976	Queen Creek	AZ		07/07/2022	3.710	475,994		534,825
R2004956700	Conroe	TX		01/05/2022	3.920	302,155		339,500
R2004958489	Houston	TX		10/12/2022	4.300	347,526		390,479
R2004958475	St. Augustine	FL		10/12/2022	4.300	214,645		241,174
R2004957754	Mesa	AZ		05/25/2022	3.710	416,880		468,404
R2004957264	Riverview	FL		04/13/2022	3.940	388,170		436,146
R2004957343	Olive Branch	MS		04/13/2022	4.660	295,750		332,303
R2004957670	Cordova	TN		05/11/2022	4.660	306,412		344,283
R2004956832	San Antonio	TX		03/02/2022	3.750	234,019		262,943
R2004957847	Green Valley	AZ		07/07/2022	3.710	333,452		374,665
R2004956963	Columbus	OH		03/16/2022	4.040	342,197		384,491
R2004957989	Ruskin	FL		07/07/2022	3.940	385,255		432,871
R2004958710	Indianapolis	IN		11/09/2022	4.300	269,916		303,276
R2004956821	Mesa	AZ		02/16/2022	3.710	378,333		425,093
R2004956719	Raleigh	NC		01/05/2022	4.090	356,994		401,117
R2004957074	Acworth	GA		03/30/2022	4.150	338,180		379,977
R2004957630	Denton	TX		05/11/2022	3.880	352,770		396,371
R2004958492	Ocoee	FL		10/12/2022	4.300	351,259		394,673
R2004958633	Longwood	FL		10/12/2022	4.200	357,713		401,925
R2004956844	Conroe	TX		03/02/2022	3.920	242,576		272,557
R2004958438	Celina	TX		10/12/2022	4.300	490,341		550,945
R2004958107	Royse City	TX		08/03/2022	3.880	328,008		368,548
R2004958720	Bradenton	FL		11/09/2022	4.300	294,926		331,377
R2004957639	Braselton	GA		05/11/2022	4.150	360,121		404,630
R2004958636	Lake Mary	FL		10/12/2022	4.200	392,097		440,559
R2004958509	St Augustine	FL		10/12/2022	4.300	395,969		444,909
R2004957797	La Vergne	TN		06/08/2022	4.150	382,224		429,465

ANNUAL STATEMENT FOR THE YEAR 2022 OF THE AMERICAN EQUITY INVESTMENT LIFE INSURANCE COMPANY

SCHEDULE B - PART 2

Showing All Mortgage Loans ACQUIRED AND ADDITIONS MADE During the Current Year

1	Location		4	5	6	7	8	9
	2	3						
Loan Number	City	State	Loan Type	Date Acquired	Rate of Interest	Actual Cost at Time of Acquisition	Additional Investment Made After Acquisition	Value of Land and Buildings
R2004957617	Mooreville	NC	04/27/2022	4.120	384,502	432,025
R2004958722	DeLand	FL	11/09/2022	4.300	402,756	452,535
R2004957684	Buckeye	AZ	05/11/2022	3.710	405,387	455,491
R2004958281	Raleigh	NC	09/14/2022	4.090	291,635	327,680
R2004958210	Casselberry	FL	08/31/2022	3.910	347,196	390,108
R2004957400	Phoenix	AZ	04/13/2022	3.710	461,528	518,571
R2004958500	Grand Prairie	TX	10/12/2022	4.300	356,509	400,572
R2004956747	Alpharetta	GA	01/19/2022	4.150	333,710	374,955
R2004958140	Ruskin	FL	08/03/2022	3.940	391,361	439,731
R2004958488	Richmond	TX	10/12/2022	4.300	303,438	340,941
R2004956750	Kissimmee	FL	01/19/2022	3.910	266,073	298,958
R2004956905	Pearland	TX	03/16/2022	3.920	307,031	344,979
R2004958245	Mesa	AZ	08/31/2022	3.710	374,563	420,857
R2004958428	Westfield	IN	10/12/2022	4.300	376,772	423,339
R2004958255	Villa Rica	GA	08/31/2022	4.150	276,371	310,529
R2004957470	Wake Forest	NC	04/13/2022	4.090	422,285	474,478
R2004958497	Vero Beach	FL	10/12/2022	4.300	286,463	321,868
R2004958053	Concord	NC	08/03/2022	4.120	270,446	303,872
R2004958391	Winter Springs	FL	10/12/2022	3.910	352,420	395,977
R2004958644	Crowley	TX	10/12/2022	4.200	341,134	383,296
R2004957922	Sahuarita	AZ	07/07/2022	3.710	357,608	401,807
R2004958482	Port Charlotte	FL	10/12/2022	4.300	315,149	354,100
R2004958714	Fairburn	GA	11/09/2022	4.300	380,029	426,999
R2004957367	Conroe	TX	04/13/2022	3.920	270,300	303,708
R2004956808	Mcdonough	GA	02/16/2022	4.150	296,097	332,693
R2004956757	Smyrna	TN	01/19/2022	4.150	315,938	354,987
R2004958733	Newnan	GA	12/07/2022	4.150	276,697	310,896
R2004957033	Southaven	MS	03/30/2022	4.660	216,163	242,880
R2004956846	Land O Lakes	FL	03/02/2022	3.940	330,382	371,216
R2004956749	Humble	TX	01/19/2022	3.920	287,749	323,313
R2004957923	Lithonia	GA	07/07/2022	4.150	232,787	261,558
R2004958106	Lancaster	TX	08/03/2022	3.880	278,127	312,502
R2004957807	Selma	TX	06/08/2022	3.750	347,472	390,418
R2004958026	Indianapolis	IN	08/03/2022	3.830	278,133	312,509
R2004958216	Orlando	FL	08/31/2022	3.910	333,390	374,595
R2004958450	Humble	TX	10/12/2022	4.300	343,854	386,353
R2004958110	Queen Creek	AZ	08/03/2022	3.710	506,379	568,965
R2004958240	Tempe	GA	08/31/2022	4.150	270,306	303,715
R2004957599	Aubrey	TX	04/27/2022	3.880	369,442	415,103
R2004958549	Jacksonville	FL	10/12/2022	4.300	322,729	362,617
R2004956868	Riverview	FL	03/02/2022	3.940	362,251	407,024
R2004958504	Tucson	AZ	10/12/2022	4.300	373,401	419,551
R2004956756	Clayton	NC	01/19/2022	4.090	353,848	397,582
R2004958486	Lakeland	FL	10/12/2022	4.300	243,174	273,229
R2004956841	San Antonio	TX	03/02/2022	3.750	339,116	381,029
R2004957680	San Antonio	TX	05/11/2022	3.750	356,574	400,645
R2004957011	San Tan Valley	AZ	03/30/2022	3.710	373,476	419,636
R2004958460	Winter Garden	FL	10/12/2022	4.300	400,465	449,960
R2004957893	La Vergne	TN	07/07/2022	4.150	311,042	349,485
R2004956722	Orlando	FL	01/05/2022	3.910	356,777	400,873
R2004956806	Sun City	AZ	02/16/2022	3.710	436,814	490,802
R2004957914	Phoenix	AZ	07/07/2022	3.710	512,309	575,628
R2004956762	Fort Worth	TX	02/02/2022	3.880	240,034	269,701
R2004957071	Irving	TX	03/30/2022	3.880	324,896	365,052
R2004958516	Liberty Hill	TX	10/12/2022	4.300	363,786	408,748

ANNUAL STATEMENT FOR THE YEAR 2022 OF THE AMERICAN EQUITY INVESTMENT LIFE INSURANCE COMPANY

SCHEDULE B - PART 2

Showing All Mortgage Loans ACQUIRED AND ADDITIONS MADE During the Current Year

1	Location		4	5	6	7	8	9
	2	3						
Loan Number	City	State	Loan Type	Date Acquired	Rate of Interest	Actual Cost at Time of Acquisition	Additional Investment Made After Acquisition	Value of Land and Buildings
R2004957092	PinevilleNC		03/30/2022	4.120	338,998		380,897
R2004958717	TampaFL		11/09/2022	4.300	421,156		473,209
R2004957681	HilliardOH		05/11/2022	4.040	314,762		353,665
R2004957366	GilbertAZ		04/13/2022	3.710	527,314		592,488
R2004958471	IndianapolisIN		10/12/2022	4.300	232,362		261,081
R2004956701	WestfieldIN		01/05/2022	3.830	288,786		324,479
R2004956852	ClaytonNC		03/02/2022	4.090	268,355		301,523
R2004957793	OrlandoFL		06/08/2022	3.910	359,694		404,151
R2004956732	CrosbyTX		01/19/2022	3.920	261,970		294,348
R2004957602	LancasterTX		04/27/2022	3.880	283,143		318,138
R2004957114	MesaAZ		03/30/2022	3.710	381,304		428,431
R2004956928	IndianapolisIN		03/16/2022	3.830	214,290		240,775
R2004956713	GibsontonFL		01/05/2022	3.940	360,729		405,314
R2004956816	RoanokeTX		02/16/2022	3.880	302,771		340,192
R2004958135	Fort WorthTX		08/03/2022	3.880	342,384		384,701
R2004958435	SmyrnaGA		10/12/2022	4.300	677,074		760,758
R2004958047	PeoriaAZ		08/03/2022	3.710	422,600		474,831
R2004958620	DeLandFL		10/12/2022	4.200	271,315		304,848
R2004957342	AvondaleAZ		04/13/2022	3.710	386,361		434,113
R2004957197	CordovaTN		03/30/2022	4.660	221,991		249,428
R2004958543	DoravilleGA		10/12/2022	4.300	391,073		439,407
R2004958529	BremenGA		10/26/2022	4.150	256,190		287,854
R2004958222	BrooksvilleFL		08/31/2022	3.940	300,900		338,090
R2004957700	PhoenixAZ		05/25/2022	3.710	383,390		430,775
R2004957596	MesaAZ		04/27/2022	3.710	436,858		490,852
R2004958573	PhoenixAZ		10/12/2022	4.200	561,152		630,507
R2004957830	DublinOH		06/08/2022	4.040	325,045		365,219
R2004957189	BrooksvilleFL		03/30/2022	3.940	393,398		442,020
R2004956711	MemphisTN		01/05/2022	4.660	226,498		254,492
R2004958384	OrlandoFL		10/12/2022	3.910	307,588		345,604
R2004956914	MesaAZ		03/16/2022	3.710	431,079		484,358
R2004957401	Horn LakeMS		04/13/2022	4.660	222,443		249,936
R2004958528	San AntonioTX		10/12/2022	4.300	287,547		323,086
R2004956702	RaleighNC		01/05/2022	4.090	296,832		333,519
R2004956848	San AntonioTX		03/16/2022	3.750	344,832		387,452
R2004956785	WillisTX		02/16/2022	3.920	256,387		288,075
R2004957841	ParkerCO		06/08/2022	3.750	597,971		671,877
R2004957482	PhoenixAZ		04/13/2022	3.710	412,043		462,970
R2004956833	BrooksvilleFL		03/02/2022	3.940	282,358		317,256
R2004958411	BURLESONTX		10/12/2022	4.300	317,261		356,474
R2004957950	San Tan ValleyAZ		07/07/2022	3.710	387,962		435,912
R2004957649	EustisFL		05/11/2022	3.910	321,742		361,508
R2004956856	NewnanGA		03/02/2022	4.150	360,184		404,701
R2004957344	MemphisTN		04/13/2022	4.660	332,746		373,872
R2004958548	KissimmeeFL		10/12/2022	4.300	308,394		346,510
R2004958151	RiverviewFL		08/03/2022	3.940	387,216		435,074
R2004958622	DesotoTX		10/12/2022	4.200	403,654		453,544
R2004958321	DallasGA		09/14/2022	4.150	351,948		395,447
R2004958361	WoodstockGA		09/28/2022	4.150	376,579		423,122
R2004957719	TucsonAZ		05/25/2022	3.710	325,820		366,090
R2004956772	KissimmeeFL		02/02/2022	3.910	371,194		417,072
R2004958495	TomballTX		10/12/2022	4.300	265,146		297,917
R2004958289	CordovaTN		09/14/2022	4.660	264,067		296,704
R2004958660	JacksonvilleFL		10/12/2022	4.200	399,913		449,340
R2004956813	ValricoFL		02/16/2022	3.940	398,868		448,166

ANNUAL STATEMENT FOR THE YEAR 2022 OF THE AMERICAN EQUITY INVESTMENT LIFE INSURANCE COMPANY

SCHEDULE B - PART 2

Showing All Mortgage Loans ACQUIRED AND ADDITIONS MADE During the Current Year

1	Location		4	5	6	7	8	9
	2	3						
Loan Number	City	State	Loan Type	Date Acquired	Rate of Interest	Actual Cost at Time of Acquisition	Additional Investment Made After Acquisition	Value of Land and Buildings
R2004956726	ForneyTX		01/05/2022	3.880	333,392		374,598
R2004957012	KissimmeeFL		03/30/2022	3.910	357,501		401,686
R2004958044	Saint CloudFL		08/03/2022	3.910	366,401		411,687
R2004957627	Fort WorthTX		05/11/2022	3.880	335,518		376,986
R2004958086	ArlingtonTN		08/03/2022	4.660	326,619		366,988
R2004957822	LithoniaGA		06/08/2022	4.150	251,259		282,314
R2004957005	CrosbyTX		03/16/2022	3.920	313,948		352,750
R2004958183	OrlandoFL		08/31/2022	3.910	395,132		443,968
R2004957475	TavaresFL		04/13/2022	3.910	390,119		438,336
R2004957257	Wake ForestNC		04/13/2022	4.090	414,711		465,967
R2004958470	HoustonTX		10/12/2022	4.300	443,718		498,560
R2004957881	CordovaTN		07/07/2022	4.660	303,764		341,308
R2004956834	HoustonTX		03/02/2022	3.920	324,588		364,706
R2004957827	Fort WorthTX		06/08/2022	3.880	322,652		362,530
R2004958122	SahuaritaAZ		08/03/2022	3.710	333,285		374,478
R2004956903	San AntonioTX		03/16/2022	3.750	300,915		338,107
R2004958425	ScottsdaleAZ		10/12/2022	4.300	611,413		686,981
R2004957956	CordovaTN		07/07/2022	4.660	334,431		375,765
R2004957238	PhoenixAZ		04/13/2022	3.710	472,576		530,984
R2004958680	MonroeNC		10/26/2022	4.120	333,611		374,844
R2004958337	SangerTX		09/28/2022	3.880	307,950		346,011
R2004958188	BuckeyeAZ		08/17/2022	3.710	391,442		439,823
R2004957955	TempleGA		07/07/2022	4.150	359,145		403,534
R2004958665	DeltonaFL		10/12/2022	4.200	269,224		302,499
R2004957126	MesaAZ		03/30/2022	3.710	466,383		524,026
R2004957998	CrosbyTX		08/03/2022	3.920	313,849		352,639
R2004957388	PinehurstTX		04/13/2022	3.920	272,534		306,218
R2004956918	OrlandoFL		03/16/2022	3.910	317,981		357,282
R2004958523	CrosbyTX		10/12/2022	4.300	314,997		353,929
R2004957644	WimaumaFL		04/27/2022	3.940	388,894		436,960
R2004958468	MariettaGA		10/12/2022	4.300	356,054		400,060
R2004958738	VeniceFL		12/07/2022	4.200	397,403		446,521
R2004957829	DelawareOH		06/08/2022	4.040	340,521		382,608
R2004957609	BraseltonGA		04/27/2022	4.150	350,418		393,728
R2004957906	KatyTX		07/07/2022	3.920	305,128		342,841
R2004958550	TampaFL		10/12/2022	4.300	478,990		538,191
R2004957542	CharlotteNC		04/27/2022	4.120	335,725		377,219
R2004957731	RichmondTX		05/25/2022	3.920	296,213		332,824
R2004957346	BacliffTX		04/13/2022	3.920	255,012		286,530
R2004957363	LaveenAZ		04/13/2022	3.710	421,722		473,845
R2004958058	IndianapolisIN		08/03/2022	3.830	294,206		330,569
R2004957905	ParkerCO		07/07/2022	3.750	590,254		663,207
R2004956792	CordovaTN		02/16/2022	4.660	228,561		256,810
R2004958476	TampaFL		10/12/2022	4.300	240,578		270,312
R2004956899	KissimmeeFL		03/16/2022	3.910	326,055		366,354
R2004958083	RuskinFL		08/03/2022	3.940	381,329		428,460
R2004958674	Grove CityOH		10/26/2022	4.040	262,867		295,356
R2004958507	RuskinFL		10/12/2022	4.300	420,538		472,514
R2004957629	Olive BranchMS		05/11/2022	4.660	299,238		336,223
R2004956901	BurlesonTX		03/16/2022	3.880	295,769		332,325
R2004956781	ForneyTX		02/16/2022	3.880	306,294		344,150
R2004958545	Fernandina BeachFL		10/12/2022	4.300	365,159		410,292
R2004957666	CharlotteNC		05/11/2022	4.120	314,446		353,310
R2004956698	CharlotteNC		01/05/2022	4.120	339,526		381,490
R2004958275	IndianapolisIN		08/31/2022	3.830	244,463		274,677

ANNUAL STATEMENT FOR THE YEAR 2022 OF THE AMERICAN EQUITY INVESTMENT LIFE INSURANCE COMPANY

SCHEDULE B - PART 2

Showing All Mortgage Loans ACQUIRED AND ADDITIONS MADE During the Current Year

1 Loan Number	Location		4 Loan Type	5 Date Acquired	6 Rate of Interest	7 Actual Cost at Time of Acquisition	8 Additional Investment Made After Acquisition	9 Value of Land and Buildings
	2 City	3 State						
R2004957522	MesaAZ	04/27/2022	3.710	420,073	471,992
R2004958407	SnellvilleGA	10/12/2022	4.300	288,024	323,623
R2004958604	MesaAZ	10/12/2022	4.200	292,625	328,792
R2004957924	BacliffTX	07/07/2022	3.920	299,497	336,513
R2004957611	CordovaTN	04/27/2022	4.660	333,746	374,995
R2004957709	BaytownTX	05/25/2022	3.920	257,958	289,840
R2004957453	OaklandTN	04/13/2022	4.660	267,403	300,453
R2004957879	DelawareOH	07/07/2022	4.040	322,860	362,764
R2004956836	TampaFL	03/02/2022	3.940	377,237	423,862
R2004956697	BurlesonTX	01/05/2022	3.880	264,245	296,904
R2004958073	ChandlerAZ	08/03/2022	3.710	430,020	483,169
R2004957106	OaklandTN	03/30/2022	4.660	265,496	298,310
R2004957330	Olive BranchMS	04/13/2022	4.660	313,039	351,729
R2004957035	IndianapolisIN	03/30/2022	3.830	248,812	279,564
R2004958671	McDonoughGA	10/12/2022	4.200	393,506	442,142
R2004958330	Mount DoraFL	09/14/2022	3.910	357,007	401,132
R2004957526	SahuaritaAZ	04/27/2022	3.710	313,376	352,108
R2004957654	McDonoughGA	05/11/2022	4.150	334,989	376,392
R2004956798	RiverviewFL	02/16/2022	3.940	311,350	349,831
R2004957693	ClermontFL	05/11/2022	3.910	372,883	418,970
R2004956740	Land O LakesFL	01/19/2022	3.940	389,738	437,908
R2004958350	CordovaTN	09/28/2022	4.660	269,978	303,346
R2004957658	PeoriaAZ	05/11/2022	3.710	470,387	528,525
R2004957652	FishersIN	05/11/2022	3.830	297,082	333,800
R2004957929	RiverviewFL	07/07/2022	3.940	390,388	438,638
R2004956890	PeoriaAZ	03/02/2022	3.710	365,920	411,146
R2004958441	GahannaOH	10/12/2022	4.300	227,781	255,934
R2004958327	FairburnGA	09/14/2022	4.150	351,069	394,460
R2004957673	HumbleTX	05/11/2022	3.920	262,851	295,338
R2004958593	HoustonTX	10/12/2022	4.200	323,053	362,981
R2004957686	LockbourneOH	05/11/2022	4.040	324,962	365,126
R2004958186	MulberryFL	08/17/2022	3.940	407,956	458,378
R2004957659	Apollo BeachFL	05/11/2022	3.940	384,331	431,833
R2004956734	ClaytonNC	01/19/2022	4.090	268,816	302,040
R2004957951	AntiochTN	07/07/2022	4.150	339,441	381,394
R2004957527	MaricopaAZ	04/27/2022	3.710	320,692	360,328
R2004956940	PhoenixAZ	03/30/2022	3.710	384,861	432,428
R2004958737	SarasotaFL	12/07/2022	4.200	453,326	509,355
R2004958675	CordovaTN	10/26/2022	4.660	228,410	256,641
R2004958013	Green ValleyAZ	08/03/2022	3.710	349,979	393,235
R2004958419	SnellvilleGA	10/12/2022	4.300	342,405	384,725
R2004958090	MooresvilleNC	08/03/2022	4.120	347,339	390,269
R2004958197	ParkerCO	08/31/2022	3.750	575,630	646,775
R2004958022	HoustonTX	08/03/2022	3.920	297,345	334,096
R2004957055	LithiaFL	03/30/2022	3.940	391,788	440,211
R2004958007	AdairsvilleGA	08/03/2022	4.150	348,986	392,118
R2004956898	CordovaTN	03/16/2022	4.660	212,261	238,495
R2004957979	OrlandoFL	08/03/2022	3.910	371,620	417,551
R2004957691	Cedar HillTX	05/25/2022	3.880	319,112	358,553
R2004956847	MansfieldTX	03/02/2022	3.880	303,054	340,510
R2004958402	JacksonvilleFL	10/12/2022	4.300	292,613	328,779
R2004958344	NoblesvilleIN	09/28/2022	3.830	304,278	341,885
R2004958689	HasletTX	10/26/2022	3.880	296,785	333,466
R2004957861	La VergneTN	07/07/2022	4.150	352,383	395,936
R2004958395	RiverviewFL	10/12/2022	3.940	338,567	380,412

ANNUAL STATEMENT FOR THE YEAR 2022 OF THE AMERICAN EQUITY INVESTMENT LIFE INSURANCE COMPANY

SCHEDULE B - PART 2

Showing All Mortgage Loans ACQUIRED AND ADDITIONS MADE During the Current Year

1	Location		4	5	6	7	8	9
	2	3						
Loan Number	City	State	Loan Type	Date Acquired	Rate of Interest	Actual Cost at Time of Acquisition	Additional Investment Made After Acquisition	Value of Land and Buildings
R2004957707	Sun CityAZ	05/25/2022	3.710	472,758	531,189
R2004956845	Canal WinchesterOH	03/02/2022	4.040	251,671	282,776
R2004956705	White SettlementTX	01/05/2022	3.880	281,681	316,496
R2004958266	BraseltonGA	08/31/2022	4.150	249,553	280,397
R2004958451	SurpriseAZ	10/12/2022	4.300	464,845	522,298
R2004958396	RaleighNC	10/12/2022	4.090	376,619	423,167
R2004957824	San AntonioTX	06/08/2022	3.750	314,387	353,244
R2004958433	DouglasvilleGA	10/12/2022	4.300	256,305	287,983
R2004957961	CharlotteNC	07/07/2022	4.120	357,099	401,235
R2004957747	CordovaTN	05/25/2022	4.660	259,567	291,648
R2004958187	OrlandoFL	08/17/2022	3.910	368,514	414,061
R2004958746	HasletTX	12/07/2022	3.880	312,290	350,888
R2004956814	RuskinFL	02/16/2022	3.940	367,212	412,598
R2004957949	South FultonGA	07/07/2022	4.150	403,064	452,881
R2004958469	LebanonTN	10/12/2022	4.300	346,772	389,631
R2004958646	OrlandoFL	10/12/2022	4.200	443,970	498,843
R2004958558	AtlantaGA	10/12/2022	4.200	555,785	624,478
R2004958493	Missouri CityTX	10/12/2022	4.300	285,499	320,786
R2004958546	Orange CityFL	10/12/2022	4.300	299,513	336,532
R2004957030	SurpriseAZ	03/30/2022	3.710	427,075	479,859
R2004958312	KrumTX	09/14/2022	3.880	307,764	345,802
R2004958423	ZephyrhillsFL	10/12/2022	4.300	238,037	287,457
R2004958372	GibsontonFL	10/12/2022	3.940	379,545	426,455
R2004958052	Queen CreekAZ	08/03/2022	3.710	499,251	560,956
R2004958306	AvonIN	09/14/2022	3.830	228,693	256,958
R2004957926	KingwoodTX	07/07/2022	3.920	315,783	354,812
R2004957774	JonesboroGA	06/08/2022	4.150	247,934	278,577
R2004958587	San AntonioTX	10/12/2022	4.200	419,740	471,618
R2004956725	LawrencevilleGA	01/05/2022	4.150	374,289	420,549
R2004956972	Fort WorthTX	03/30/2022	3.880	235,965	285,129
R2004958481	Land O LakesFL	10/12/2022	4.300	431,108	484,391
R2004957665	RuskinFL	05/11/2022	3.940	380,647	427,693
R2004958326	BremenGA	09/14/2022	4.150	316,794	355,948
R2004956800	CordovaTN	02/16/2022	4.660	222,755	250,286
R2004956723	RiverviewFL	01/05/2022	3.940	308,356	346,467
R2004958091	MesaAZ	08/03/2022	3.710	457,205	513,714
R2004958740	Winter GardenFL	12/07/2022	4.200	386,144	433,870
R2004957736	MansfieldTX	05/25/2022	3.880	330,374	371,207
R2004957399	PhoenixAZ	04/13/2022	3.710	482,222	541,823
R2004958457	HoustonTX	10/12/2022	4.300	362,842	407,688
R2004957050	HoustonTX	03/30/2022	3.920	315,768	354,795
R2004958063	KatyTX	08/03/2022	3.750	313,575	352,332
R2004956820	DallasTX	02/16/2022	3.880	288,097	323,705
R2004957594	SpringTX	04/27/2022	3.920	265,523	298,341
R2004958734	TampaFL	12/07/2022	4.200	613,435	689,253
R2004957593	Queen CreekAZ	04/27/2022	3.710	482,171	541,765
R2004957476	MemphisTN	04/13/2022	4.660	286,358	321,750
R2004956917	DallasGA	03/16/2022	4.150	291,010	326,978
R2004958685	GroveportOH	10/26/2022	4.040	278,855	313,320
R2004956919	Apache JunctionAZ	03/16/2022	3.710	391,357	439,727
R2004956714	RuskinFL	01/05/2022	3.940	402,695	452,466
R2004957076	AvondaleAZ	03/30/2022	3.710	379,348	426,234
R2004957938	Royse CityTX	07/07/2022	3.880	353,259	396,920
R2004956900	CypressTX	03/16/2022	3.920	283,833	318,913
R2004958535	DurhamNC	10/12/2022	4.300	269,021	302,271

ANNUAL STATEMENT FOR THE YEAR 2022 OF THE AMERICAN EQUITY INVESTMENT LIFE INSURANCE COMPANY

SCHEDULE B - PART 2

Showing All Mortgage Loans ACQUIRED AND ADDITIONS MADE During the Current Year

1	Location		4	5	6	7	8	9
	2	3						
Loan Number	City	State	Loan Type	Date Acquired	Rate of Interest	Actual Cost at Time of Acquisition	Additional Investment Made After Acquisition	Value of Land and Buildings
R2004956788	Kissimmee	FL		02/16/2022	3.910	347,720		390,697
R2004957667	Arlington	TX		05/11/2022	3.880	321,252		360,957
R2004958716	Dacula	GA		11/09/2022	4.300	428,821		481,821
R2004957406	Clayton	NC		04/13/2022	4.090	402,945		452,747
R2004958456	Stockbridge	GA		10/12/2022	4.300	304,630		342,281
R2004957823	Greenwood	IN		06/08/2022	3.830	222,884		250,432
R2004957239	Port Richey	FL		04/13/2022	3.940	304,220		341,820
R2004958273	Sun City Center	FL		08/31/2022	3.940	379,493		426,397
R2004956939	Buckeye	AZ		03/16/2022	3.710	369,392		415,047
R2004956718	Tampa	FL		01/05/2022	3.940	363,920		408,899
R2004957546	Covington	GA		04/27/2022	4.150	313,506		352,254
R2004957115	Queen Creek	AZ		03/30/2022	3.710	373,423		419,576
R2004956931	Forney	TX		03/16/2022	3.880	322,678		362,560
R2004956745	Cedar Hill	TX		01/19/2022	3.880	299,930		337,000
R2004958067	Fort Worth	TX		08/03/2022	3.880	254,615		286,084
R2004958571	McDonough	GA		10/12/2022	4.200	272,219		305,864
R2004956961	Orlando	FL		03/16/2022	3.910	357,723		401,936
R2004958328	Tucson	AZ		09/28/2022	3.710	310,780		349,191
R2004957695	Columbus	OH		05/11/2022	4.040	349,563		392,767
R2004957936	Olive Branch	MS		07/07/2022	4.660	249,378		280,200
R2004958249	Cordova	TN		09/14/2022	4.660	222,000		249,438
R2004957660	Kissimmee	FL		05/11/2022	3.910	382,261		429,507
R2004958298	Bacliff	TX		09/14/2022	3.920	268,755		301,972
R2004957600	Tavares	FL		04/27/2022	3.910	371,226		417,108
R2004957473	Charlotte	NC		04/13/2022	4.120	334,093		375,385
R2004957772	Cordova	TN		06/08/2022	4.660	323,153		363,093
R2004957022	Phoenix	AZ		03/30/2022	3.710	368,755		414,331
R2004957913	Gilbert	AZ		07/07/2022	3.710	515,115		578,781
R2004958514	Whitestown	IN		10/12/2022	4.300	338,050		379,831
R2004958146	Lithopolis	OH		08/03/2022	4.040	329,554		370,285
R2004958557	Florence	AZ		10/12/2022	4.200	361,096		405,726
R2004958577	Murfreesboro	TN		10/12/2022	4.200	358,715		403,051
R2004958581	Peoria	AZ		10/12/2022	4.200	494,347		555,446
R2004957471	Cordova	TN		04/13/2022	4.660	334,264		375,577
R2004958729	Cordova	TN		12/07/2022	4.660	293,423		329,689
R2004957389	Stockbridge	GA		04/13/2022	4.150	357,785		402,006
R2004956753	Cedar Hill	TX		01/19/2022	3.880	334,361		375,687
R2004958287	Olive Branch	MS		08/31/2022	4.660	270,305		303,713
R2004957826	Memphis	TN		06/08/2022	4.660	256,672		288,395
R2004958745	Charlotte	NC		12/07/2022	4.120	357,550		401,742
R2004958518	Dallas	GA		10/12/2022	4.150	333,155		374,331
R2004956728	Zephyrhills	FL		01/19/2022	3.940	317,809		357,089
R2004957365	Surprise	AZ		04/13/2022	3.710	386,892		434,710
R2004956850	Tolleson	AZ		03/02/2022	3.710	390,479		438,741
R2004958477	Florence	AZ		10/12/2022	4.300	360,510		405,067
R2004956824	Lancaster	TX		03/02/2022	3.880	287,053		322,531
R2004958601	Fort Worth	TX		10/12/2022	4.200	361,919		406,650
R2004958707	Bradenton	FL		11/09/2022	4.300	684,624		769,241
R2004958096	Davenport	FL		08/03/2022	3.910	383,959		431,415
R2004958480	Riverview	FL		10/12/2022	4.300	318,235		357,567
R2004956937	Orlando	FL		03/16/2022	3.910	338,811		380,687
R2004958467	Deltona	FL		10/12/2022	4.300	320,101		359,664
R2004957408	Memphis	TN		04/13/2022	4.660	269,119		302,381
R2004957266	Humble	TX		04/13/2022	3.920	291,584		327,623
R2004958205	Peoria	AZ		08/17/2022	3.710	405,130		455,202

ANNUAL STATEMENT FOR THE YEAR 2022 OF THE AMERICAN EQUITY INVESTMENT LIFE INSURANCE COMPANY

SCHEDULE B - PART 2

Showing All Mortgage Loans ACQUIRED AND ADDITIONS MADE During the Current Year

1	Location		4	5	6	7	8	9
	2	3						
Loan Number	City	State	Loan Type	Date Acquired	Rate of Interest	Actual Cost at Time of Acquisition	Additional Investment Made After Acquisition	Value of Land and Buildings
R2004958182	Tampa	FL		08/17/2022	3.940	375,610		422,034
R2004958320	Antioch	TN		09/14/2022	4.150	300,465		337,600
R2004957032	Waxhaw	NC		03/30/2022	4.120	308,586		346,726
R2004957678	Columbus	OH		05/11/2022	4.040	269,431		302,732
R2004956730	Indianapolis	IN		01/19/2022	3.830	254,554		286,016
R2004958473	Jacksonville	FL		10/12/2022	4.300	330,462		371,305
R2004958621	Desoto	TX		10/12/2022	4.200	364,409		409,448
R2004956891	Glendale	AZ		03/16/2022	3.710	359,233		403,633
R2004957862	Memphis	TN		07/07/2022	4.660	307,060		345,011
R2004958149	Jonesboro	GA		08/17/2022	4.150	324,379		364,471
R2004958401	Noblesville	IN		10/12/2022	4.300	324,048		364,099
R2004957762	Spring Hill	FL		05/25/2022	3.940	344,429		386,999
R2004956958	Hernando	MS		03/16/2022	4.660	246,125		276,545
R2004958744	Riverview	FL		12/07/2022	4.200	429,825		482,949
R2004958485	Sanford	FL		10/12/2022	4.300	294,194		330,555
R2004958300	Plainfield	IN		09/14/2022	3.830	292,601		328,765
R2004957811	Riverview	FL		06/08/2022	3.940	381,454		428,600
R2004957690	Canton	GA		05/11/2022	4.150	312,601		351,237
R2004957769	Monroe	NC		05/25/2022	4.120	331,962		372,991
R2004958354	Kissimmee	FL		09/28/2022	3.910	296,268		332,885
R2004958293	Indianapolis	IN		09/14/2022	3.830	238,714		268,218
R2004956795	Crowley	TX		02/16/2022	3.880	303,784		341,330
R2004957164	San Antonio	TX		03/30/2022	3.750	336,464		378,049
R2004958742	Gilbert	AZ		12/07/2022	4.200	524,773		589,632
R2004956758	Concord	NC		02/02/2022	4.120	321,356		361,074
R2004958719	Orange Park	FL		11/09/2022	4.300	312,859		351,527
R2004958583	Mesa	AZ		10/12/2022	4.200	423,606		475,962
R2004957233	Orient	OH		04/13/2022	4.040	233,007		261,806
R2004957978	Woodstock	GA		07/07/2022	4.150	359,774		404,240
R2004957668	Conroe	TX		05/11/2022	3.920	255,262		286,811
R2004957072	Oviedo	FL		03/30/2022	3.910	360,406		404,950
R2004958024	Peoria	AZ		08/03/2022	3.710	482,859		542,538
R2004958440	Middleburg	FL		10/12/2022	4.300	360,316		404,850
R2004958246	Olive Branch	MS		08/31/2022	4.660	291,580		327,618
R2004958431	Spring	TX		10/12/2022	4.300	268,431		301,608
R2004957523	Lancaster	TX		04/27/2022	3.880	338,799		380,673
R2004957721	Southaven	MS		05/25/2022	4.660	326,150		366,461
R2004958141	Carrollton	TX		08/03/2022	3.880	347,362		390,294
R2004957615	Fresno	TX		04/27/2022	3.920	304,404		342,027
R2004956906	Justin	TX		03/16/2022	3.880	320,383		359,980
R2004957664	Canal Winchester	OH		05/11/2022	4.040	246,091		276,507
R2004958056	Gilbert	AZ		08/03/2022	3.710	501,746		563,759
R2004956716	Humble	TX		01/05/2022	3.920	244,738		274,986
R2004957027	Dickinson	TX		03/30/2022	3.920	280,389		315,044
R2004957610	Orlando	FL		04/27/2022	3.910	381,399		428,538
R2004957634	La Vergne	TN		04/27/2022	4.150	403,589		453,471
R2004956815	La Vergne	TN		02/16/2022	4.150	320,974		360,645
R2004956871	Cordova	TN		03/02/2022	4.660	321,618		361,369
R2004956791	Crowley	TX		02/16/2022	3.880	306,491		344,372
R2004956774	Crossroads	TX		02/02/2022	3.880	303,295		340,781
R2004957802	Sun City Center	FL		06/08/2022	3.940	347,294		390,218
R2004956721	Dallas	GA		01/05/2022	4.150	333,002		374,159
R2004956707	Powder Springs	GA		01/05/2022	4.150	354,260		398,045
R2004956829	Phoenix	AZ		03/02/2022	3.710	363,479		408,403
R2004956804	Fort Worth	TX		02/16/2022	3.880	298,072		334,912

ANNUAL STATEMENT FOR THE YEAR 2022 OF THE AMERICAN EQUITY INVESTMENT LIFE INSURANCE COMPANY

SCHEDULE B - PART 2

Showing All Mortgage Loans ACQUIRED AND ADDITIONS MADE During the Current Year

1 Loan Number	Location		4 Loan Type	5 Date Acquired	6 Rate of Interest	7 Actual Cost at Time of Acquisition	8 Additional Investment Made After Acquisition	9 Value of Land and Buildings
	2 City	3 State						
R2004956746	Conroe	TX	01/19/2022	3.920	235,321	264,382
R2004956819	Duncanville	TX	10/12/2022	4.200	309,486	347,737
R2004958399	Mansfield	TX	10/12/2022	4.300	454,534	510,712
R2004958715	Deltona	FL	11/09/2022	4.300	253,164	284,454
R2004957856	Peoria	AZ	07/07/2022	3.710	483,331	543,068
R2004958376	Sanger	TX	10/12/2022	3.880	305,823	343,621
R2004958650	Hurst	TX	10/12/2022	4.200	343,254	385,678
R2004958351	Oakland	TN	09/28/2022	4.660	257,183	288,970
R2004958274	Sharpsburg	GA	08/31/2022	4.150	346,786	389,647
R2004958437	Davenport	FL	10/12/2022	4.300	368,172	413,677
R2004958639	San Antonio	TX	10/12/2022	4.200	318,692	358,081
R2004958655	Ponte Vedra	FL	10/12/2022	4.200	432,832	486,328
R2004958258	Lakeland	FL	08/31/2022	3.940	376,834	423,409
R2004956957	San Tan Valley	AZ	03/16/2022	3.710	507,057	569,727
R2004957472	Kissimmee	FL	04/13/2022	3.910	361,625	406,320
R2004957195	Hampton	GA	04/13/2022	4.150	339,835	381,837
R2004958132	Surprise	AZ	08/03/2022	3.710	399,485	448,860
R2004957973	Cordova	TN	07/07/2022	4.660	242,887	272,907
R2004958103	Mesa	AZ	08/03/2022	3.710	503,892	566,171
R2004957230	Lithia Springs	GA	03/30/2022	4.150	364,576	409,636
R2004958392	Marysville	OH	10/12/2022	4.040	319,205	358,657
R2004958627	Sanford	FL	10/12/2022	4.200	523,552	588,261
R2004958724	Riverview	FL	11/09/2022	4.300	284,054	319,162
R2004958147	Cedar Hill	TX	08/03/2022	3.880	298,979	335,931
R2004958651	Ocoee	FL	10/12/2022	4.200	524,310	589,113
R2004957645	San Tan Valley	AZ	04/27/2022	3.710	364,750	409,832
R2004956828	Mesa	AZ	03/02/2022	3.710	423,030	475,315
R2004957701	Wimauma	FL	05/25/2022	3.940	360,400	404,944
R2004957105	Goodlettsville	TN	03/30/2022	4.150	352,889	396,505
R2004958208	Parker	CO	08/17/2022	3.750	556,279	625,033
R2004956962	Memphis	TN	03/16/2022	4.660	252,974	284,241
R2004956712	Bacliff	TX	01/05/2022	3.920	246,615	277,095
R2004958474	Rosenberg	TX	10/12/2022	4.300	351,401	394,832
R2004957031	Southaven	MS	03/30/2022	4.660	307,750	345,787
R2004957403	Charlotte	NC	04/13/2022	4.120	276,205	310,343
R2004956831	Obetz	OH	03/02/2022	4.040	263,225	295,758
R2004957694	Austell	GA	05/11/2022	4.150	346,767	389,626
R2004956849	Memphis	TN	03/16/2022	4.660	267,692	300,777
R2004958472	Winter Haven	FL	10/12/2022	4.300	278,497	312,918
R2004958434	Orlando	FL	10/12/2022	4.300	303,409	340,909
R2004957996	Phoenix	AZ	08/03/2022	3.710	388,097	436,064
R2004956921	Hutchins	TX	03/16/2022	3.880	319,012	358,440
P4220216352	Charlotte	NC	04/20/2022	6.500	107,000	200,000
P2009023586	Wall Township	NJ	04/20/2022	5.750	507,959	680,000
P2009023064	Lakewood	WA	04/14/2022	5.500	1,093	1,325,000
P5220216785	Hollywood	FL	04/20/2022	5.375	380,768	455,000
P2009023453	Toms River	NJ	04/06/2022	7.375	267,976	340,000
P2009023458	San Antonio	TX	04/06/2022	5.990	231,115	340,000
P2009023713	Gatlinburg	TN	03/30/2022	3.500	635,299	900,000
P5220317141	Henrico	VA	05/04/2022	7.875	271,388	340,000
P2009023721	Fort Worth	TX	03/30/2022	5.000	108,323	143,000
P5220216269	Dunlap	TN	03/30/2022	7.000	153,545	245,000
P5220923203	Houston	TX	12/14/2022	7.250	198,712	270,000
P5220519008	Mesa	AZ	07/27/2022	6.875	436,846	655,000
P2009023489	Escondido	CA	03/09/2022	3.625	298,810	645,000

ANNUAL STATEMENT FOR THE YEAR 2022 OF THE AMERICAN EQUITY INVESTMENT LIFE INSURANCE COMPANY

SCHEDULE B - PART 2

Showing All Mortgage Loans ACQUIRED AND ADDITIONS MADE During the Current Year

1 Loan Number	Location		4 Loan Type	5 Date Acquired	6 Rate of Interest	7 Actual Cost at Time of Acquisition	8 Additional Investment Made After Acquisition	9 Value of Land and Buildings
	2 City	3 State						
P2009025042	Front RoyalVA		11/02/2022	8.750	275,478		330,000
P2009024573	CharlotteNC		08/24/2022	7.625	195,046		250,000
P4220821580	St. AugustineFL		09/21/2022	8.500	514,800		550,000
P5220317723	CharlotteNC		05/18/2022	8.250	383,188		450,000
P5220721555	RosharonTX		10/05/2022	8.625	256,868		322,000
P2009025065	LoganvilleGA		11/16/2022	8.990	569,919		668,000
P2009023948	Deerfield BchFL		08/24/2022	6.500	552,539		750,000
P5220619820	EllenwoodGA		09/07/2022	8.500	199,595		293,000
P4220115748	HixsonTN		03/09/2022	4.750	196,464		242,000
P2009023450	Temple HillsMD		04/06/2022	7.750	347,192		385,000
P2009023744	TacomaWA		04/06/2022	7.750	251,062		455,000
P4220417978	Colorado SpringsCO		05/18/2022	7.500	511,022		570,000
P2009023466	SpotsylvaniaVA		04/06/2022	5.750	173,759		230,000
P5220822031	MontebelloCA		09/21/2022	7.125	229,671		400,000
P4220923823	North CharlestonSC		12/14/2022	9.625	458,784		505,000
P2009023820	Grand PrairieTX		05/04/2022	8.500	163,645		206,000
P2009024964	BastropTX		11/30/2022	9.990	285,159		420,000
P4221024386	Miami BeachFL		12/28/2022	9.990	138,506		190,000
P5220922838	Broken BowOK		12/14/2022	6.625	414,182		1,050,000
P2009023522	CHOWCHILLACA		04/06/2022	7.625	160,450		250,000
P2009024706	WaukeganIL		08/24/2022	9.250	182,091		209,000
P5221024595	PiedmontSC		12/28/2022	9.875	271,700		325,000
P4221025299	MIAMIFL		12/14/2022	9.750	689,635		785,000
P4220721159	LakelandFL		10/05/2022	8.990	327,600		350,000
P2009023529	Tinton FallsNJ		04/20/2022	5.875	609,098		865,000
P2009024321	East NewarkNJ		07/27/2022	9.625	446,065		563,000
P5220518922	AledoTX		07/13/2022	6.375	151,682		500,000
P4220317775	PalmyraPA		06/15/2022	6.250	150,468		268,000
P2009023835	Deerfield BchFL		07/27/2022	5.375	774,960		1,000,000
P4220418227	Saint CloudFL		10/05/2022	7.750	285,387		410,000
P5220822278	South Padre IslandTX		11/02/2022	8.750	1,083,576		1,412,000
P5220720552	Key BiscayneFL		09/07/2022	7.875	2,026,326		2,450,000
P5220519154	RoanokeTX		07/13/2022	6.875	207,670		605,000
P2009023733	BolingbrookIL		03/30/2022	4.000	203,222		310,000
P5220216306	CONROETX		03/30/2022	5.875	909,330		950,000
P4220922973	San DiegoCA		12/14/2022	9.375	1,679,016		2,150,000
P2009023873	ChathamNJ		05/18/2022	6.125	793,226		895,000
P5220518807	BrooklynOH		08/24/2022	8.990	95,902		140,000
P5220216331	PhoenixAZ		03/30/2022	4.990	246,072		432,000
P2009024955	Boca RatonFL		11/30/2022	8.625	357,363		407,000
P2009023935	AustinTX		05/18/2022	6.250	553,339		726,997
P5220116210	SAN DIEGOCA		05/18/2022	6.875	1,270,214		1,625,000
P4220821901	HomesteadFL		10/05/2022	7.250	615,298		1,100,000
P2009024341	AntiochIL		10/05/2022	6.750	276,342		368,000
P4220721471	Rock HillSC		11/02/2022	8.875	334,898		433,000
P2009025051	KermanCA		11/16/2022	8.500	287,201		505,000
P4220821887	MinneapolisMN		10/05/2022	8.625	207,845		258,000
P2009024542	BrightonCO		08/24/2022	7.750	323,959		389,000
P2009023403	HoustonTX		04/06/2022	7.500	216,488		225,900
P2009023587	LaurelMD		04/06/2022	6.875	442,863		520,000
P2009023830	HyattsvilleMD		05/04/2022	6.875	482,838		640,000
P4220216544	HendersonNV		05/04/2022	5.750	1,239,648		1,695,000
P2009023418	CharlestonSC		04/06/2022	4.375	256,872		450,000
P4220923508	West Palm BeachFL		11/16/2022	7.250	257,300		310,000
P5220115995	North Palm BeachFL		05/04/2022	5.125	155,404		240,000

ANNUAL STATEMENT FOR THE YEAR 2022 OF THE AMERICAN EQUITY INVESTMENT LIFE INSURANCE COMPANY

SCHEDULE B - PART 2

Showing All Mortgage Loans ACQUIRED AND ADDITIONS MADE During the Current Year

1	Location		4	5	6	7	8	9
	2	3						
Loan Number	City	State	Loan Type	Date Acquired	Rate of Interest	Actual Cost at Time of Acquisition	Additional Investment Made After Acquisition	Value of Land and Buildings
P5220216782	Manvel	TX		04/20/2022	6.250	621,960		730,000
P2009023666	Durham	NC		03/30/2022	3.750	169,168		280,000
P5220619878	Greenville	SC		08/24/2022	7.750	143,759		155,000
P4221024552	Vicksburg	MS		12/14/2022	9.750	337,706		373,000
P5220317035	Boulder	CO		05/18/2022	5.375	286,612		692,000
P5220721258	Portsmouth	VA		09/21/2022	7.875	163,800		210,000
P5220620527	Punta Gorda	FL		10/05/2022	8.875	523,868		789,000
P2009023945	Phoenix	AZ		05/18/2022	6.875	993,866		1,193,000
P5221024875	CHANDLER	AZ		12/14/2022	9.990	566,390		775,000
P5220620549	Indio	CA		09/07/2022	7.750	638,154		828,000
P5220216473	Harker Heights	TX		04/06/2022	6.875	414,106		520,000
P2009024464	Morristown	NJ		07/27/2022	7.625	348,608		530,000
P5220115828	DECATUR	GA		03/30/2022	4.375	283,642		350,000
P2009023287	Raleigh	NC		03/09/2022	5.875	188,583		410,000
P2009024727	Fredericksbrg	VA		08/24/2022	9.625	337,373		384,000
P5220317087	Fair Oaks	CA		05/18/2022	5.500	418,885		630,000
P4220822307	Benton	AR		10/05/2022	8.990	299,437		387,000
P2009025114	BELLEVILLE	NJ		11/30/2022	7.125	499,601		615,000
P4220115718	San Diego	CA		03/09/2022	3.500	299,038		545,000
P5220620445	Toledo	OH		08/10/2022	9.250	126,882		155,000
P4220821661	Addison	MI		10/05/2022	8.990	202,176		216,000
P5220216299	Scottsdale	AZ		04/20/2022	3.625	1,396,780		1,750,000
P5220923413	Redondo Beach	CA		11/30/2022	6.875	684,671		979,000
P5221025114	Cherry Log	GA		12/14/2022	8.625	277,935		367,000
P2009025024	Incline Vlg	NV		11/16/2022	7.125	1,570,095		2,050,000
P2009023748	Dallas	TX		04/20/2022	7.500	639,000		751,000
P5220721425	Baltimore	MD		09/21/2022	8.875	169,000		250,000
P2009023305	Baltimore	MD		03/09/2022	6.875	321,229		345,000
P2009025017	Deerfield Bch	FL		11/30/2022	7.250	496,801		692,000
P2009024248	Tempe	AZ		11/02/2022	6.500	343,886		470,000
P2009023542	Magna	UT		04/06/2022	5.875	447,214		615,000
P4220822671	Las Vegas	NV		11/02/2022	8.250	698,880		840,000
P2009023496	Vista	CA		04/06/2022	5.625	878,070		950,000
P4220216696	Missoula	MT		05/04/2022	4.990	181,217		461,000
P2009024755	Parkland	FL		09/07/2022	6.500	1,217,678		2,000,000
P2009025127	Atlanta	GA		11/30/2022	8.750	500,100		570,000
P2009023288	Jurupa Valley	CA		03/09/2022	4.625	579,365		630,000
P2009023355	Evans	CO		04/06/2022	5.500	212,018		405,000
P2009023647	Lyndhurst	NJ		04/20/2022	6.990	367,123		460,000
P5220822178	Frisco	TX		10/05/2022	8.750	1,393,600		1,675,000
P5220216576	Tucson	AZ		04/20/2022	5.500	596,962		710,000
P5220721566	Chicago	IL		11/02/2022	8.875	285,717		344,000
P5220721274	Charlotte	NC		10/19/2022	8.990	174,988		260,000
P2009024469	Tampa	FL		07/27/2022	6.875	407,170		495,000
P5220216442	DURANGO	CO		03/30/2022	6.125	424,637		500,000
P4220923142	Celebration	FL		11/02/2022	6.990	249,975		330,000
P4220720871	Las Vegas	NV		09/07/2022	6.990	503,390		1,050,000
P5220216315	Joliet	IL		04/20/2022	6.250	230,772		240,000
P2009023738	Charlotte	NC		03/30/2022	5.000	290,880		389,000
P5220923211	Chula Vista	CA		12/14/2022	7.750	160,597		662,000
P5220721421	San Leandro	CA		09/21/2022	7.990	903,702		1,160,000
P4220216686	North Bay Village	FL		04/20/2022	4.875	308,922		375,000
P2009023637	Thornton	CO		04/20/2022	5.625	366,271		580,000
P4220317053	Coral Springs	FL		05/18/2022	5.750	2,076,954		3,000,000
P5220923696	Miami Beach	FL		12/14/2022	8.750	287,560		360,000

ANNUAL STATEMENT FOR THE YEAR 2022 OF THE AMERICAN EQUITY INVESTMENT LIFE INSURANCE COMPANY

SCHEDULE B - PART 2

Showing All Mortgage Loans ACQUIRED AND ADDITIONS MADE During the Current Year

1	Location		4	5	6	7	8	9
	2	3						
Loan Number	City	State	Loan Type	Date Acquired	Rate of Interest	Actual Cost at Time of Acquisition	Additional Investment Made After Acquisition	Value of Land and Buildings
P4220316997	New Smyrna Beach	FL	05/18/2022	5.990	273,912	375,000
P5220923609	Truckee	CA	12/14/2022	7.500	2,201,840	3,050,000
P2009023683	Santa Rosa Beach	FL	03/30/2022	3.500	830,343	1,475,000
P5220822547	Atlanta	GA	11/02/2022	8.750	313,500	405,000
P2009024099	Baltimore	MD	07/13/2022	7.375	174,061	195,000
P4220116199	WELLINGTON	FL	04/20/2022	3.750	594,594	1,125,000
P2009024642	Los Angeles	CA	08/10/2022	8.375	509,224	585,000
P2009023736	Fuquay Varina	NC	03/30/2022	3.750	193,628	295,000
P5220720796	Saint Clair Shores	MI	09/07/2022	8.750	197,391	225,000
P5220922851	Far Rockaway	NY	11/02/2022	6.875	490,500	750,000
P2009024418	Clermont	FL	07/27/2022	6.625	274,635	550,000
P5220923877	Newburgh	NY	12/14/2022	7.500	430,974	605,000
P4220720777	Charlotte	NC	09/07/2022	7.125	158,174	210,000
P2009023858	Bacliff	TX	05/18/2022	7.125	158,292	175,000
P5220720643	Miami	FL	09/21/2022	7.625	385,043	500,000
P2009025005	Rancho Santa Fe	CA	11/02/2022	6.750	2,019,000	5,300,000
P2009023414	North Las Vegas	NV	03/09/2022	6.500	241,617	270,000
P2009023421	Carrollton	TX	03/09/2022	5.875	216,735	290,000
P2009023275	Hardeeville	SC	03/09/2022	5.750	270,118	320,000
P5220923817	Henrico	VA	11/30/2022	7.375	164,968	255,000
P2009023876	Commerce City	CO	05/18/2022	8.375	301,208	404,980
P2009023412	Bowie	MD	04/06/2022	5.625	305,985	431,000
P5220720735	El Paso	TX	11/02/2022	8.125	125,695	175,000
P5220216518	NORWOOD	MA	04/06/2022	5.125	362,383	680,000
P5220721308	West Palm Beach	FL	09/21/2022	8.250	1,705,394	2,527,000
P5220721310	West Palm Beach	FL	09/21/2022	8.250	1,822,146	2,700,000
P5220924051	Dallas	GA	11/30/2022	9.750	297,686	416,000
P2009024372	Plainfield	IL	08/24/2022	7.990	218,768	247,000
P5220821895	Minneapolis	MN	11/16/2022	9.250	332,138	425,000
P5221125464	South Kingstown	RI	12/14/2022	7.999	372,834	450,000
P2009023297	Burke	VA	03/09/2022	6.500	421,590	470,000
P5220822533	Lexington	KY	12/14/2022	7.875	155,128	324,000
P2009023846	Tucker	GA	05/04/2022	4.990	390,350	475,000
P5221125453	Rowlett	TX	12/14/2022	7.875	294,896	465,000
P4220418500	Davidson	NC	08/24/2022	6.990	1,603,654	2,100,000
P4220216818	North Hills	CA	05/18/2022	4.625	198,471	385,000
P2009023727	Paulsboro	NJ	03/30/2022	4.500	124,692	173,000
P2009023595	Baltimore	MD	04/06/2022	7.125	227,733	253,000
P4220721090	Bethesda	MD	10/05/2022	7.875	1,678,496	2,007,770
P5220116098	Mableton	GA	03/30/2022	4.375	202,262	365,000
P4220619681	Aurora	CO	10/05/2022	5.990	162,961	463,000
P4220721388	Coral Springs	FL	10/19/2022	8.500	1,156,688	1,390,250
P2009023729	Aurora	IL	03/30/2022	4.000	131,111	250,000
P4220519189	Pembroke Pines	FL	08/24/2022	6.375	787,592	1,000,000
P5220216365	Amelia Court House	VA	05/04/2022	6.750	180,894	345,000
P5220923044	Brentwood	CA	11/02/2022	6.875	547,162	1,050,000
P2009024507	Schertz	TX	07/27/2022	7.375	255,544	275,000
P2009024995	Orinda	CA	10/05/2022	6.625	1,246,733	1,800,000
P4220821885	Santa Ana	CA	11/02/2022	7.500	609,120	1,200,000
P2009025074	Kerman	CA	11/16/2022	6.875	525,200	650,000
P2009025026	Everett	WA	11/16/2022	7.375	534,777	741,000
P2009024339	Ft Washington	MD	07/27/2022	8.500	413,052	460,000
P5220821955	New Orleans	LA	10/19/2022	8.625	216,936	264,000
P4220923611	Commerce City	CO	11/02/2022	9.625	771,400	885,000
P2009023829	Durango	CO	05/04/2022	4.875	487,332	731,000

ANNUAL STATEMENT FOR THE YEAR 2022 OF THE AMERICAN EQUITY INVESTMENT LIFE INSURANCE COMPANY

SCHEDULE B - PART 2

Showing All Mortgage Loans ACQUIRED AND ADDITIONS MADE During the Current Year

1	Location		4	5	6	7	8	9
	2	3						
Loan Number	City	State	Loan Type	Date Acquired	Rate of Interest	Actual Cost at Time of Acquisition	Additional Investment Made After Acquisition	Value of Land and Buildings
P4220923856	Isle of Palms	SC		11/16/2022	6.750	999,900		1,720,000
P2009023280	Naples	FL		03/09/2022	4.875	691,580		950,000
P5220216644	CAYCE	SC		05/04/2022	6.625	323,474		380,000
P5220619599	North Bay Village	FL		09/07/2022	7.500	380,078		560,000
P5220922804	Walkerton	IN		11/30/2022	10.250	122,840		153,000
P5220116031	Rancho Mirage	CA		04/20/2022	5.250	1,253,688		2,000,000
P5220620163	Miami	FL		10/19/2022	7.250	504,833		900,000
P5220821669	Rosenberg	TX		11/30/2022	6.875	335,979		403,000
P5220116207	Carmel	CA		03/30/2022	3.875	993,543		2,450,000
P2009023377	Austin	TX		03/09/2022	7.375	459,190		480,000
P4220216408	Winter Garden	FL		03/30/2022	5.250	442,572		473,000
P2009024031	Houston	TX		06/02/2022	7.250	264,270		295,000
P2009024213	Clovis	CA		06/15/2022	6.875	370,852		450,000
P2009024668	Livingston	NJ		08/24/2022	7.875	604,169		826,500
P5220620520	El Prado	NM		08/24/2022	7.875	408,712		980,000
P5220822340	Miami	FL		11/16/2022	9.375	564,300		600,000
P4220216651	Pembroke Pines	FL		04/20/2022	5.625	345,784		372,000
P5220720707	Campbell	CA		09/07/2022	8.375	1,480,369		2,030,000
P2009023441	Phoenix	AZ		03/09/2022	6.500	1,311,097		1,586,800
P4220317402	Miami	FL		06/15/2022	6.250	596,471		1,280,000
P5220922997	DOUGLASVILLE	GA		11/02/2022	9.250	388,740		550,000
P4221025266	Queen Creek	AZ		12/28/2022	9.125	1,337,600		1,685,000
P2009023900	West Hills	CA		05/18/2022	4.990	1,512,767		1,950,078
P5220822380	PANAMA CITY	FL		11/30/2022	7.625	1,139,746		1,400,000
P5220720700	Naples	FL		09/07/2022	8.625	392,945		550,000
P2009023302	Rockville	MD		03/09/2022	7.990	352,863		440,000
P5220720724	Orinda	CA		09/07/2022	7.125	934,690		1,742,000
P5220418442	Rockwall	TX		07/27/2022	5.125	176,624		267,000
P5220620544	Hull	MA		09/07/2022	7.500	683,133		1,280,000
P2009023260	Fishers	IN		03/09/2022	4.875	1,430,264		2,042,000
P5220821841	Dunwoody	GA		10/19/2022	8.125	544,648		781,000
P2009023723	Venice	FL		03/30/2022	3.500	209,800		365,000
P2009023452	Indianapolis	IN		04/06/2022	7.750	168,475		210,000
P5220418565	Andover	KS		07/27/2022	6.875	245,666		325,000
P2009023665	Raleigh	NC		03/30/2022	3.750	145,001		240,000
P2009023751	Missouri City	TX		05/04/2022	7.500	532,105		1,106,000
P2009023376	North Charleston	SC		03/09/2022	6.500	178,713		200,000
P5220721459	Sevierville	TN		11/30/2022	8.500	401,717		700,000
P2009024708	Neptune	NJ		08/24/2022	8.990	376,412		470,000
P2009023366	STOCKTON	CA		03/09/2022	4.750	260,894		390,000
P5220216538	Scottsdale	AZ		03/30/2022	5.250	412,039		665,000
P5220721346	Swansboro	NC		11/02/2022	8.125	333,764		379,000
P2009024148	Tolleson	AZ		07/13/2022	8.500	234,348		425,000
P2009023987	Uppr Marlboro	MD		06/02/2022	7.250	457,256		511,974
P5220216434	San Rafael	CA		04/20/2022	6.250	693,927		870,000
P2009024944	Annandale	VA		11/16/2022	8.990	686,045		834,000
P4221024390	Austin	TX		11/16/2022	7.500	463,163		900,000
P2009023315	Keymar	MD		03/09/2022	5.990	321,539		385,000
P4220821783	Frederickbg	VA		10/05/2022	7.500	294,835		700,000
P5220721076	WOODLAND PARK	NJ		11/02/2022	8.250	362,962		440,000
P2009023756	Hyattsville	MD		04/20/2022	6.990	298,733		330,000
P2009023902	Fresno	CA		05/18/2022	6.125	232,252		295,000
P5220518891	San Antonio	TX		08/10/2022	6.990	141,568		185,000
P2009023763	VISALIA	CA		05/04/2022	6.125	234,072		336,150
P5221024537	North Richland Hills	TX		12/14/2022	7.750	278,202		377,000

ANNUAL STATEMENT FOR THE YEAR 2022 OF THE AMERICAN EQUITY INVESTMENT LIFE INSURANCE COMPANY

SCHEDULE B - PART 2

Showing All Mortgage Loans ACQUIRED AND ADDITIONS MADE During the Current Year

1 Loan Number	Location		4 Loan Type	5 Date Acquired	6 Rate of Interest	7 Actual Cost at Time of Acquisition	8 Additional Investment Made After Acquisition	9 Value of Land and Buildings
	2 City	3 State						
P4220721176	Bonita Springs	FL	10/05/2022	8.750	1,006,200	1,075,000
P5220923216	Reunion	FL	12/14/2022	7.250	158,962	223,000
P2009024987	Las Vegas	NV	10/19/2022	8.875	751,400	950,000
P4220720711	San Antonio	TX	08/24/2022	8.875	104,500	290,000
P4211115062	Lutz	FL	07/27/2022	6.625	189,854	335,000
P5220923193	Turlock	CA	12/14/2022	7.375	333,562	420,000
P4220216677	Miami Gardens	FL	03/30/2022	4.990	232,489	300,000
P2009024661	Boca Raton	FL	08/24/2022	8.125	466,026	525,000
P5220317780	Menifee	CA	05/18/2022	6.250	306,322	535,000
P5220822599	Edgewater	FL	11/30/2022	7.125	230,031	305,000
P5220924043	Jersey City	NJ	12/28/2022	8.875	1,429,508	1,900,000
P4220720836	Palm Bay	FL	10/05/2022	6.750	207,360	350,000
P5220923882	Newburgh	NY	11/30/2022	7.500	406,468	568,000
P5221025231	Pompano Beach	FL	12/14/2022	8.625	208,769	260,000
P5220721096	Los Angeles	CA	10/05/2022	8.990	1,438,312	1,848,000
P5220922771	Santa Rosa Beach	FL	11/30/2022	8.125	526,361	685,000
P5220115988	Sterling	VA	04/20/2022	3.625	382,695	516,000
P5221024334	Port Hueneme	CA	11/16/2022	7.500	415,222	680,000
P5220316892	HENDERSON	NV	04/20/2022	5.625	1,376,642	1,900,000
P4220317543	Lynchburg	VA	05/18/2022	6.125	435,564	525,000
P2009023874	Fort Myers	FL	05/04/2022	6.990	161,002	178,000
P2009023811	Huntington Beach	CA	05/04/2022	5.875	993,317	1,175,000
P2009024883	Elgin	IL	10/19/2022	8.990	265,208	320,000
P5220923603	Naples	FL	12/14/2022	7.250	397,953	593,000
P2009023753	Orlando	FL	04/06/2022	3.990	411,232	530,000
P4220216307	Port Angeles	WA	04/06/2022	5.990	259,767	380,000
P5221024151	Dallas	TX	12/28/2022	8.250	1,297,922	2,850,000
P2009024751	Houston	TX	09/21/2022	9.990	312,393	340,000
P2009023292	Brandywine	MD	03/09/2022	7.125	388,337	405,000
P5220317221	MONROE	NC	05/18/2022	6.375	131,742	281,000
P5220317036	La Quinta	CA	04/20/2022	5.750	716,366	875,000
P4220923000	Wintergreen Resort	VA	12/14/2022	8.750	404,292	495,000
P5220923103	Monterey Park	CA	11/02/2022	6.875	393,569	830,000
P5221025192	Euharlee	GA	12/28/2022	8.990	197,967	317,000
P5220923470	Bronx	NY	11/02/2022	6.875	812,367	1,150,000
P2009023331	Boca Raton	FL	03/09/2022	6.250	387,747	455,000
P4220620265	Richmond	VA	09/07/2022	7.250	351,062	440,000
P2009024584	Frederick	MD	07/27/2022	7.990	302,893	345,000
P5220620385	Orlando	FL	08/24/2022	8.125	334,181	406,000
P2009023354	Robbinsville	NJ	04/06/2022	8.125	280,691	375,000
P5220822067	Homestead	FL	10/19/2022	8.250	192,920	265,000
P2009024674	Montesano	WA	11/30/2022	6.375	166,106	410,000
P2009023802	Oak Lawn	IL	05/04/2022	6.875	262,212	291,000
P4220822236	MEDFORD	OR	10/19/2022	8.375	237,120	290,000
P5220720853	Sebastian	FL	09/07/2022	8.500	330,020	395,000
P5221024748	ATTLEBORO	MA	12/28/2022	7.750	303,540	403,000
P5220417815	HIGHLAND	CA	05/18/2022	6.750	284,538	365,000
P2009023635	Auburn	GA	04/20/2022	6.500	211,669	265,000
P4220316961	North Hills	CA	05/04/2022	7.990	1,010,240	1,375,000
P2009023582	Port St Lucie	FL	04/20/2022	7.375	236,470	261,000
P4220216533	Gilbert	AZ	03/30/2022	4.990	586,513	755,000
P5221024543	Lansing	IL	12/14/2022	7.375	256,004	405,000
P2009024971	Lakewood	CA	11/30/2022	7.500	533,116	726,000
P5220923362	Orlando	FL	11/02/2022	8.875	164,495	225,000
P4220317223	WOODLAND HILLS	CA	04/20/2022	5.125	1,500,427	1,850,000

ANNUAL STATEMENT FOR THE YEAR 2022 OF THE AMERICAN EQUITY INVESTMENT LIFE INSURANCE COMPANY

SCHEDULE B - PART 2

Showing All Mortgage Loans ACQUIRED AND ADDITIONS MADE During the Current Year

1 Loan Number	Location		4 Loan Type	5 Date Acquired	6 Rate of Interest	7 Actual Cost at Time of Acquisition	8 Additional Investment Made After Acquisition	9 Value of Land and Buildings
	2 City	3 State						
P4220216680	Whittier	CA	04/20/2022	5.375	759,413	900,000
P4220721564	Chula Vista	CA	10/05/2022	8.500	345,938	450,000
P4220317215	Beverly Hills	FL	05/04/2022	5.750	99,978	130,000
P5220115989	Sterling	VA	05/04/2022	3.625	407,722	557,000
P2009023667	Marietta	GA	03/30/2022	4.000	151,446	202,000
P5221025117	Oceanside	CA	12/14/2022	8.125	774,630	1,000,000
P5220317117	MANALAPAN	NJ	05/18/2022	5.500	131,711	168,500
P2009024848	Afton	MN	11/16/2022	8.990	819,033	1,299,000
P5221125449	Shelton	WA	12/14/2022	8.500	576,334	780,000
P5220316897	Ventura	CA	05/04/2022	6.250	754,212	790,000
P4221024812	Cedar Hill	TX	12/14/2022	9.375	680,504	834,000
P5220216440	NORFOLK	MA	05/04/2022	5.750	240,912	380,000
P2009024513	Loganville	GA	07/27/2022	8.250	254,980	305,000
P5220923546	St Pete Beach	FL	12/14/2022	8.990	242,224	289,900
P2009023537	Odessa	FL	04/20/2022	5.500	458,636	615,000
P5211215476	Kent	WA	04/06/2022	4.875	752,194	1,120,000
P2009025013	Roswell	GA	11/16/2022	8.990	724,445	775,000
P5220216619	Thousand Oaks	CA	04/06/2022	5.250	772,415	920,000
P5220316949	Houston	TX	05/04/2022	7.750	401,328	420,000
P5220619928	Chicago	IL	11/30/2022	6.750	1,340,730	2,100,000
P5220922756	Greensboro	NC	11/02/2022	8.990	1,433,477	1,525,000
P5221024842	Huntington Beach	CA	12/14/2022	7.990	795,325	1,400,000
P5220720994	Graham	TX	09/21/2022	7.750	128,125	190,000
P4220518805	Oakland Park	FL	07/13/2022	8.375	402,800	710,000
P2009024957	Tavernier	FL	11/30/2022	8.990	678,504	880,000
P5220316869	Santa Clarita	CA	05/04/2022	5.125	785,728	1,050,000
P2009025126	Winter Park	FL	11/30/2022	7.625	352,418	460,000
P5220216482	KISSIMMEE	FL	05/04/2022	8.250	420,888	608,000
P2009024816	Downey	CA	09/21/2022	8.375	1,122,645	1,200,000
P5220317067	Spring	TX	05/18/2022	5.750	158,959	255,000
P5220923550	Lorain	OH	11/16/2022	9.625	117,082	125,000
P5220822433	Harlingen	TX	11/16/2022	7.990	176,605	260,000
P5220418149	Martindale	TX	06/29/2022	8.875	272,333	320,000
P4220822133	Austin	TX	10/19/2022	7.250	970,471	1,730,000
P5220822182	Leeds	AL	11/02/2022	7.375	121,339	189,000
P2009023564	Baltimore	MD	05/04/2022	7.375	257,800	285,000
P4211114771	New Fairfield	CT	05/18/2022	6.875	287,385	490,000
P5220720996	Graham	TX	09/21/2022	7.750	130,148	193,000
P2009023644	Rockville	MD	04/20/2022	7.250	630,054	696,000
P5220316945	Tucson	AZ	05/04/2022	5.990	234,174	299,000
P2009024373	Lemoore	CA	07/27/2022	6.625	185,031	383,000
P2009023268	Deer Park	TX	03/09/2022	6.625	234,743	255,500
P4221024324	Bent Mountain	VA	12/14/2022	8.625	1,397,672	1,700,000
P2009025002	Tolleson	AZ	11/16/2022	8.990	340,256	468,000
P4220418124	GALLOWAY	NJ	06/29/2022	6.990	225,501	285,000
P4220418312	PHILADELPHIA	PA	06/15/2022	7.625	287,969	341,000
P5220519201	Apple Valley	CA	08/10/2022	6.250	527,000	980,000
P2009024327	Las Vegas	NV	07/27/2022	6.500	206,022	450,000
P2009023679	Philadelphia	PA	03/30/2022	4.000	148,256	236,000
P2009023708	Binghamton	NY	03/30/2022	5.625	130,655	185,000
P4220116193	Morro Bay	CA	04/20/2022	3.990	528,629	1,000,000
P2009023664	Canton	GA	03/30/2022	4.000	142,602	190,000
P5220822519	Lake Jackson	TX	11/02/2022	8.990	337,455	365,000
P2009023436	Bellwood	IL	04/06/2022	5.875	184,831	225,000
P2009024019	Laurel	MD	06/02/2022	6.625	356,925	430,000

ANNUAL STATEMENT FOR THE YEAR 2022 OF THE AMERICAN EQUITY INVESTMENT LIFE INSURANCE COMPANY

SCHEDULE B - PART 2

Showing All Mortgage Loans ACQUIRED AND ADDITIONS MADE During the Current Year

1	Location		4	5	6	7	8	9
	2	3						
Loan Number	City	State	Loan Type	Date Acquired	Rate of Interest	Actual Cost at Time of Acquisition	Additional Investment Made After Acquisition	Value of Land and Buildings
P4220620455	Thomson	GA	09/07/20228.990	177,650	205,000
P2009025085	Las Vegas	NV	11/16/20226.875	211,922	415,000
P2009023324	Naugatuck	CT	04/06/20227.500	169,362	180,000
P5220317312	La Quinta	CA	05/18/20225.500	408,654	630,000
P5220116058	Marietta	GA	03/09/20224.375	230,468	335,000
P2009023655	Houston	TX	03/30/20223.500	132,310	182,500
P2009021339	FORT WORTH	TX	04/14/20226.000	2,200	800,000
P5220821662	Lebanon	NJ	10/19/20227.500	854,142	1,266,000
P2009023252	Hamden	CT	03/09/20227.375	182,926	240,000
P2009023824	Riverside	CA	05/18/20226.250	438,630	485,000
P5221024653	Richmond	TX	11/30/20228.125	359,948	443,000
P5221024820	Marathon	FL	12/14/20228.375	1,321,485	1,625,000
P4220619910	Molalla	OR	08/24/20229.875	1,156,556	1,250,000
P2009023650	New Braunfels	TX	03/30/20223.750	197,111	268,000
P5220721255	Baltimore	MD	10/05/20228.375	172,314	280,000
P5220317151	COLUMBIA	TN	07/13/20225.990	202,600	261,100
P2009024681	Springfield	VA	08/10/20228.375	576,441	715,000
P5220216261	Land O' Lakes	FL	03/30/20227.375	420,887	565,000
P4220316884	Centennial	CO	06/02/20225.375	586,067	700,000
P2009023689	Nashville	TN	03/30/20225.000	147,460	330,000
P5220418555	Greer	AZ	06/15/20227.990	225,422	265,000
P4220216552	Pismo Beach	CA	03/30/20227.625	769,463	900,000
P2009023784	Des Moines	WA	04/20/20226.250	446,102	558,500
P5220822400	Lincoln	NE	11/16/20228.990	163,245	291,000
P5220923830	Cleveland	TN	12/28/20227.990	241,475	332,000
P2009023671	Kissimmee	FL	03/30/20225.000	149,480	284,000
P2009023501	North Las Vegas	NV	05/04/20224.250	288,829	405,000
P4211115152	Princeton	NJ	03/09/20224.625	2,067,500	4,200,000
P5220619773	Plainfield	IL	09/21/20227.125	206,707	345,000
P2009025143	Bentonville	AR	12/14/20227.375	810,933	1,100,000
P2009023568	North Bergen	NJ	04/06/20226.990	451,388	530,000
P2009023270	Baltimore	MD	03/09/20226.625	237,447	255,000
P5220418325	Saint Johns	FL	08/10/20227.875	473,222	570,000
P2009023686	Philadelphia	PA	03/30/20224.000	162,376	250,000
P4220317200	Delray Beach	FL	04/20/20225.875	1,667,794	1,900,000
P2009024894	Clayton	DE	09/21/20228.990	199,571	300,000
P2009023342	Denver	CO	03/09/20225.250	362,110	495,000
P5220720725	Buckeye	AZ	10/05/20227.500	312,000	705,000
P5220317405	Palmetto	FL	05/18/20227.990	455,288	480,000
P4220518904	Estero	FL	08/10/20225.875	345,107	900,000
P5220317021	CINCINNATI	OH	05/18/20226.250	106,500	169,000
P4220518881	Fayetteville	GA	07/27/20227.990	958,540	1,304,000
P2009024536	Claymont	DE	07/27/20226.990	246,900	325,000
P5220822320	MACOMB	MI	11/30/20228.750	694,180	850,000
P2009025088	Vero Beach	FL	11/16/20228.500	219,651	288,000
P5220216481	Westlake Village	CA	03/30/20225.625	1,254,526	1,500,000
P2009024051	Leesburg	VA	06/15/20227.625	414,274	490,000
P4220619775	Philadelphia	PA	08/24/20227.625	348,936	420,000
P4220821707	BULVERDE	TX	10/19/20227.125	299,519	395,000
P5220923780	Trenton	MI	11/30/20229.250	266,475	310,000
P4220216668	Hghlnds Ranch	CO	05/04/20224.625	445,764	710,000
P5220923221	Hilton Head Island	SC	12/14/20228.125	370,035	535,000
P2009024566	Oklahoma City	OK	08/10/20227.125	144,819	204,000
P2009024671	Las Vegas	NV	08/10/20228.375	188,233	215,000
P2009024931	Pearland	TX	10/19/20227.875	331,615	420,000

ANNUAL STATEMENT FOR THE YEAR 2022 OF THE AMERICAN EQUITY INVESTMENT LIFE INSURANCE COMPANY

SCHEDULE B - PART 2

Showing All Mortgage Loans ACQUIRED AND ADDITIONS MADE During the Current Year

1	Location		4	5	6	7	8	9
	2	3						
Loan Number	City	State	Loan Type	Date Acquired	Rate of Interest	Actual Cost at Time of Acquisition	Additional Investment Made After Acquisition	Value of Land and Buildings
P4220316947	Columbus	.OH		05/04/2022	.5 500	243,765		317,000
P5221024675	Midland	.TX		12/14/2022	.9 990	794,200		1,000,000
P5220316974	Burbank	.CA		06/02/2022	.5 500	518,045		990,000
P2009024808	Otis	.OR		09/21/2022	.7 750	562,963		685,000
P2009023657	Dickinson	.TX		03/30/2022	.3 500	177,760		235,000
P2009024769	Baltimore	.MD		10/19/2022	.9 125	185,626		262,000
P5220519221	Las Vegas	.NV		07/27/2022	.7 375	683,122		835,000
P5220619714	Orlando	.FL		08/10/2022	.8 250	377,975		425,000
P2009024361	Baltimore	.MD		09/07/2022	.6 750	212,690		390,000
P5220922785	West Palm Beach	.FL		11/16/2022	.7 750	134,936		240,000
P5221024881	Woodstock	.GA		12/14/2022	.9 375	289,153		425,000
P5220317333	Greenwood	.IN		05/04/2022	.6 625	154,425		235,000
P4220216499	Scottsdale	.AZ		04/20/2022	.5 500	419,620		775,000
P2009023908	Cedar Park	.TX		07/27/2022	.5 500	623,545		885,000
P2009024819	Pacifica	.CA		08/24/2022	.7 249	1,085,413		1,525,000
P4220822585	Byhalia	.MS		10/05/2022	.6 625	187,012		308,500
P4220720966	Saint John	.IN		10/19/2022	.8 990	340,300		410,000
P2009023778	Miami	.FL		05/04/2022	.5 250	276,871		442,000
P5220822226	San Antonio	.TX		11/02/2022	.8 000	240,240		390,000
P4220317509	Mission Viejo	.CA		05/18/2022	.6 125	966,531		1,110,000
P5220418419	Clarksville	.TN		08/10/2022	.8 750	207,388		303,000
P5220923599	Rio Rancho	.NM		12/14/2022	.6 999	212,514		455,000
P5220720710	Burley	.ID		08/24/2022	.6 990	219,889		270,000
P5220418032	Kingsland	.TX		06/15/2022	.6 500	186,253		305,000
P2009023800	Riverbank	.CA		05/18/2022	.6 625	510,706		599,950
P2009023742	Woodbridge	.VA		04/20/2022	.6 875	329,724		387,000
P5220418255	Galveston	.TX		07/13/2022	.8 375	262,738		449,500
P4220216227	Winter Springs	.FL		03/30/2022	.5 750	780,737		935,000
P2009023294	Rosharon	.TX		03/09/2022	.6 125	262,849		313,000
P5220923239	Portland	.OR		12/14/2022	.7 500	268,716		501,000
P4220115973	DEPTFORD	.NJ		03/09/2022	.4 875	186,900		282,000
P5220620529	University Heights	.OH		09/21/2022	.8 875	555,156		625,000
P2009023530	Midlothian	.TX		04/20/2022	.5 250	761,637		811,000
P4220822337	Orlando	.FL		10/19/2022	.8 250	146,640		239,000
P2009025031	Lutherville	.MD		11/16/2022	.6 750	172,181		335,000
P4220821636	New Orleans	.LA		10/05/2022	.8 990	254,800		380,000
P5220822076	Marietta	.GA		10/05/2022	.8 990	528,320		635,000
P5220216800	Kissimmee	.FL		05/18/2022	.6 500	497,390		585,000
P4211215628	The Villages	.FL		03/09/2022	.3 875	779,960		865,000
P5220216650	NEW BALTIMORE	.MI		04/20/2022	.6 250	268,593		388,000
P2009024844	Coral Springs	.FL		09/07/2022	.8 990	526,392		719,000
P5220519080	Frisco	.TX		08/10/2022	.8 500	568,060		845,000
P4220116091	Kissimmee	.FL		03/09/2022	.4 990	105,000		330,000
P4220216670	Fort Lauderdale	.FL		04/20/2022	.4 875	310,422		845,000
P2009025004	Old Saybrook	.CT		11/16/2022	.8 990	452,584		590,000
P2009023455	SANTA ROSA BEACH	.FL		04/20/2022	.3 990	245,881		326,000
P5220721182	Reunion	.FL		10/05/2022	.7 250	841,743		1,370,000
P4220923174	Austin	.TX		11/30/2022	.7 250	1,426,664		1,740,000
P4211215230	Killeen	.TX		03/30/2022	.4 750	111,652		143,000
P4220316862	Parkland	.FL		05/04/2022	.5 500	585,712		1,270,000
P4220923039	Gilbert	.AZ		11/02/2022	.8 250	1,225,784		1,400,000
P5220216456	Lubbock	.TX		05/04/2022	.6 250	334,125		394,990
P2009023597	Salt Lake City	.UT		05/04/2022	.6 990	279,333		350,000
P2009024385	Montgomery Village	.MD		07/27/2022	.8 125	201,790		225,000
P4220721062	Sarasota	.FL		09/21/2022	.8 990	444,280		534,000

ANNUAL STATEMENT FOR THE YEAR 2022 OF THE AMERICAN EQUITY INVESTMENT LIFE INSURANCE COMPANY

SCHEDULE B - PART 2

Showing All Mortgage Loans ACQUIRED AND ADDITIONS MADE During the Current Year

1	Location		4	5	6	7	8	9
	2	3						
Loan Number	City	State	Loan Type	Date Acquired	Rate of Interest	Actual Cost at Time of Acquisition	Additional Investment Made After Acquisition	Value of Land and Buildings
P2009023719	Garland	TX		03/30/2022	3.500	192,707		294,000
P4220721303	Milpitas	CA		10/05/2022	7.625	1,120,086		1,650,000
P5220720553	Newport Beach	CA		09/07/2022	7.375	737,482		1,525,000
P5220923888	Newburgh	NY		11/30/2022	7.500	322,513		450,000
P5220822512	Palm Springs	CA		10/05/2022	7.250	614,700		1,500,000
P2009023318	Round Lake	IL		03/09/2022	6.625	212,796		296,000
P2009023698	Cleveland	OH		03/30/2022	3.750	131,039		230,000
P2009024409	Burr Ridge	IL		08/10/2022	6.250	537,639		665,000
P5220821975	SEMINOLE	TX		11/02/2022	8.990	451,631		720,000
P2009023693	Lake Zurich	IL		03/30/2022	5.000	216,889		355,000
P5221024150	Arizona City	AZ		11/30/2022	8.750	195,197		262,000
P2009024823	Cedar Park	TX		09/21/2022	8.375	331,920		430,000
P5220821813	Anna	TX		10/05/2022	7.375	308,005		470,000
P2009023507	Afton	OK		05/18/2022	4.875	363,056		447,500
P5220418279	Sarasota	FL		08/10/2022	8.500	223,101		265,000
P2009024026	Cedar Hill	TX		06/02/2022	9.125	238,433		280,000
P2009024893	Saint Charles	MO		09/21/2022	6.990	196,108		269,000
P2009024856	Forest Hill	MD		09/07/2022	8.250	371,783		446,000
P2009024272	Greenville	TX		07/13/2022	7.625	647,767		765,000
P5220316912	Daphne	AL		06/15/2022	8.250	509,382		550,000
P2009023309	Las Vegas	NV		03/09/2022	5.990	187,117		250,000
P5211215368	Pembroke Pines	FL		03/30/2022	5.375	208,173		250,000
P2009023703	Baytown	TX		03/30/2022	3.500	80,673		203,600
P4220923522	Dania Beach	FL		12/14/2022	7.500	354,660		460,000
P2009023812	Stockton	CA		05/18/2022	6.990	260,285		374,981
P2009025098	Silver Spring	MD		11/16/2022	9.375	467,088		563,000
P4220115878	Highland	MI		04/20/2022	6.750	308,424		362,000
P4220720816	Loxahatchee	FL		09/07/2022	8.250	648,424		695,000
P8220200004	Mesa	AZ		11/02/2022	4.550	217,975		300,000
P4220216390	Irvine	CA		04/20/2022	3.990	1,657,892		2,160,000
P2009024714	San Jose	CA		08/24/2022	8.375	1,329,240		1,750,000
P2009024954	Southaven	MS		10/19/2022	8.625	304,712		350,000
P4220316905	Lake Elsinore	CA		04/20/2022	5.990	367,843		502,000
P2009023394	Phoenix	AZ		03/09/2022	6.250	325,325		385,000
P5220518819	Spokane	WA		07/27/2022	6.250	371,936		660,000
P2009023966	Des Plaines	IL		06/02/2022	7.125	313,281		349,000
P2009023917	Austin	TX		05/18/2022	6.250	1,076,097		1,390,000
P4220418374	Bloomfield	CT		06/15/2022	6.625	241,479		335,000
P4220923491	Yellow Springs	OH		11/16/2022	7.375	2,142,400		2,600,000
P5220922933	Eagle	ID		11/16/2022	7.500	1,552,500		2,000,000
P5220620536	Placentia	CA		09/07/2022	7.625	722,064		1,011,000
P4220216606	Encino	CA		05/04/2022	5.125	1,225,680		2,210,000
P4220115974	Deland	FL		05/18/2022	4.500	192,958		413,990
P5220822165	Phoenix	AZ		11/02/2022	7.750	728,717		1,620,000
P4220116020	Coconut Grove	FL		04/20/2022	3.990	798,792		1,225,000
P4220518820	Littleton	CO		07/27/2022	6.125	582,970		1,260,000
P5220922952	Canton	GA		12/14/2022	7.250	206,439		503,000
P2009023878	Saint Petersburg	FL		05/04/2022	5.250	199,156		245,000
P2009024485	Phoenix	AZ		08/24/2022	7.375	314,369		379,000
P4220822362	Lewisburg	PA		10/05/2022	7.500	1,135,680		1,365,000
P2009024943	Henrico	VA		10/19/2022	8.990	182,940		230,000
P2009023696	Crowley	TX		03/30/2022	5.000	100,495		220,000
P4220316989	Casselberry	FL		04/20/2022	6.750	139,290		155,000
P5220923890	Newburgh	NY		11/30/2022	7.500	276,440		365,000
P4220923402	Palisade	CO		11/02/2022	7.990	538,175		715,000

ANNUAL STATEMENT FOR THE YEAR 2022 OF THE AMERICAN EQUITY INVESTMENT LIFE INSURANCE COMPANY

SCHEDULE B - PART 2

Showing All Mortgage Loans ACQUIRED AND ADDITIONS MADE During the Current Year

1	Location		4	5	6	7	8	9
	2	3						
Loan Number	City	State	Loan Type	Date Acquired	Rate of Interest	Actual Cost at Time of Acquisition	Additional Investment Made After Acquisition	Value of Land and Buildings
P4220519451	StauntonVA		09/21/2022	6.875	176,278		221,000
P2009024312	HagerstownMD		07/13/2022	7.875	247,303		275,000
P5220519432	SpicewoodTX		08/10/2022	7.250	421,942		780,000
P5220822206	MilwaukeeWI		10/19/2022	8.500	138,320		200,000
P2009025012	San Juan CapistranoCA		11/02/2022	6.625	1,478,918		5,500,000
P2009024596	Kansas CityMO		09/07/2022	6.750	866,540		1,300,000
P4220418471	BON AQUATN		06/29/2022	8.250	326,729		385,000
P4220317441	Miami BeachFL		05/18/2022	6.375	154,037		375,000
P4220821900	SacramentoCA		10/19/2022	7.375	239,200		400,000
P5220216773	InvernessIL		05/18/2022	7.625	532,115		630,000
P5220317230	DaculaGA		05/04/2022	6.500	370,074		422,000
P5221024244	PhoenixAZ		11/30/2022	7.990	1,547,064		2,000,000
P4211215458	YukonPA		03/09/2022	6.125	200,998		215,000
P2009024803	CliftonNJ		09/21/2022	8.625	517,275		555,000
P5220923568	BarringtonIL		11/16/2022	8.875	416,799		461,000
P2009024716	HagerstownMD		09/07/2022	8.500	205,618		236,000
P5220721119	Costa MesaCA		09/21/2022	7.500	2,444,205		2,950,000
P2009023578	BrandonMS		04/20/2022	7.500	265,377		292,000
P5220518963	Le RoyMN		07/13/2022	6.250	212,077		260,000
P2009023446	JacksonvilleFL		03/09/2022	6.250	188,588		235,000
P5220619660	PlainviewTX		08/10/2022	7.375	145,489		355,000
P2009024029	OrlandoFL		08/10/2022	6.990	181,001		265,000
P4220821937	West MonroeLA		10/05/2022	8.990	274,040		316,000
P4220721025	Port St. LucieFL		09/07/2022	8.990	731,043		835,000
P2009024179	HoustonTX		07/13/2022	8.125	221,123		250,000
P5220822618	AntiochCA		10/19/2022	6.875	538,040		850,000
P2009024119	DelanoCA		06/15/2022	7.500	195,377		335,000
P2009023420	HyattsvilleMD		03/09/2022	5.875	296,450		350,000
P4220317727	San AntonioFL		06/15/2022	6.750	279,507		300,000
P2009023852	LeesburgVA		05/04/2022	4.875	2,006,015		2,708,000
P2009024492	Ft LauderdaleFL		08/24/2022	6.500	1,431,720		2,400,000
P2009023822	PflugervilleTX		05/04/2022	7.500	150,373		370,000
P5220721116	HamdenCT		09/21/2022	8.125	336,740		419,000
P2009024508	DinubaCA		08/10/2022	6.990	153,998		220,000
P2009025097	PasadenaCA		11/30/2022	6.990	487,444		690,000
P5220216333	MANALAPANNJ		04/20/2022	5.250	157,634		200,000
P2009023535	Saint GeorgeUT		05/04/2022	5.375	202,055		380,000
P2009024868	Sun CityAZ		09/21/2022	8.990	480,437		580,000
P5221024140	DibervilleMS		12/28/2022	9.875	195,633		213,000
P2009023926	EastonMD		05/18/2022	6.375	278,849		330,000
P2009023936	College ParkMD		05/18/2022	7.375	315,000		370,000
P2009023434	SpringfieldVA		03/09/2022	7.250	524,364		550,000
P5221125764	JolietIL		12/28/2022	8.625	564,118		685,000
P5220822626	HOUSTONTX		11/16/2022	8.250	171,646		210,000
P5220720807	DenverCO		09/07/2022	7.990	696,223		890,000
P5221024547	WaterburyCT		11/30/2022	8.500	289,448		355,000
P2009025092	SummervilleSC		11/30/2022	6.875	395,146		495,000
P2009023977	Tinton FallsNJ		06/02/2022	7.625	219,497		275,000
P4220317027	GoldenCO		04/20/2022	5.875	935,309		990,000
P2009023304	SykesvilleMD		03/09/2022	6.375	264,337		295,000
P2009024843	CarmelIN		11/02/2022	7.250	846,546		1,053,500
P4220821659	WildwoodFL		09/21/2022	6.990	258,950		366,000
P5220317706	Idaho SpringsCO		06/15/2022	7.250	480,737		506,000
P5220821796	St LouisMO		11/02/2022	7.999	194,644		257,000
P5220821699	FayettevilleAR		10/19/2022	8.500	542,672		970,000

ANNUAL STATEMENT FOR THE YEAR 2022 OF THE AMERICAN EQUITY INVESTMENT LIFE INSURANCE COMPANY

SCHEDULE B - PART 2

Showing All Mortgage Loans ACQUIRED AND ADDITIONS MADE During the Current Year

1	Location		4	5	6	7	8	9
	2	3						
Loan Number	City	State	Loan Type	Date Acquired	Rate of Interest	Actual Cost at Time of Acquisition	Additional Investment Made After Acquisition	Value of Land and Buildings
P2009025095	Mission Viejo	CA	11/16/20227.375	698,625	1,335,000
P2009024652	Lilburn	GA	09/21/20228.625	273,419	310,000
P5221024285	LAS VEGAS	NV	11/16/20228.990	313,389	429,000
P4220619795	Englewood	FL	10/05/20228.375	296,721	450,000
P2009023627	Effingham	SC	06/15/20226.250	208,081	270,000
P4220619687	Afton	OK	08/10/20228.250	1,050,600	1,250,000
P4220620141	KISSIMMEE	FL	11/30/20229.990	424,700	485,000
P5220317051	Dripping Springs	TX	05/04/20225.750	544,664	703,000
P5220821728	Chicago	IL	10/05/20228.875	336,656	405,000
P2009023761	Bridgewater	CT	05/18/20227.875	353,048	510,000
P4220822475	San Jose	CA	10/05/20228.625	421,200	985,000
P5221024232	La Place	LA	12/14/20229.500	172,004	201,000
P5220317179	Manchester	NH	05/18/20226.750	272,992	522,000
P2009023754	Ormond Beach	FL	04/20/20224.990	734,865	955,000
P2009025123	Las Vegas	NV	11/30/20227.500	765,308	929,000
P2009023850	NORTH HILLS	CA	05/18/20224.625	458,477	1,000,000
P2009024630	Lake Worth	FL	08/24/20228.375	368,475	436,000
P2009023405	Florida City	FL	03/09/20227.375	276,381	311,000
P5220518756	Tomball	TX	07/27/20227.625	294,731	350,000
P5220721432	Franktown	CO	09/21/20227.625	680,944	850,000
P5220822391	Granbury	TX	11/16/20227.875	386,763	520,000
P5220518912	ORANGE BEACH	AL	07/27/20226.990	865,292	1,075,000
P4220316866	Denver	CO	04/20/20225.375	131,393	169,000
P5220923605	Houston	TX	12/14/20227.125	703,529	900,000
P2009023391	Netcong	NJ	03/09/20226.500	249,971	280,000
P4220317187	Irvine	CA	05/18/20225.125	1,461,321	1,782,000
P4220317322	Los Angeles	CA	04/20/20225.990	637,140	685,000
P5220216350	BAY ST LOUIS	MS	05/18/20226.125	106,896	125,000
P4220316908	Rossville	GA	04/20/20226.375	147,059	200,000
P4221024434	Rock Hill	SC	12/14/20228.500	362,201	430,000
P4220822627	Point Pleasant	NJ	11/16/20227.990	670,800	860,000
P2009023986	Charlotte	NC	06/02/20226.625	359,729	496,959
P2009024729	Charlotte	NC	11/16/202210.250	248,367	365,000
P4220216828	ENCINO	CA	04/20/20226.875	1,736,262	1,850,000
P4221024147	Destin	FL	12/14/20227.375	591,188	725,000
P4220923340	CHERRY HILL	NJ	11/16/20229.625	532,756	575,000
P2009024669	Kenilworth	NJ	08/10/20227.750	488,287	593,000
P4220216626	Cataldo	ID	05/04/20224.500	239,934	470,000
P5220923767	Freehold	NJ	12/14/20227.125	258,043	350,000
P2009024710	Lindenhurst	IL	09/07/20229.250	253,020	285,000
P5220216474	Olney	MT	05/04/20225.250	1,467,892	1,750,000
P5221024959	Hot Springs	AR	12/28/20229.990	313,422	401,000
P2009023281	Manassas	VA	03/09/20226.500	399,114	475,000
P4220116102	Indian Land	SC	03/09/20224.375	314,187	345,000
P2009023322	Katy	TX	03/09/20226.750	360,898	389,000
P5220922874	Naples	FL	11/16/20226.990	586,736	727,000
P4220518825	Lehigh Acres	FL	07/13/20227.875	150,323	365,000
P2009024624	Waukegan	IL	08/24/20229.125	166,103	187,000
P4220923719	Myrtle Beach	SC	12/14/20227.750	275,158	330,000
P2009023585	Davie	FL	04/20/20225.750	504,827	850,000
P2009023525	BOWIE	MD	04/06/20225.625	287,909	430,000
P4220620218	Fayetteville	NC	08/24/20226.875	636,692	788,000
P4220923800	Durango	CO	12/14/20227.750	809,952	1,000,000
P2009023506	PACOIMA	CA	04/06/20224.125	404,034	710,000
P5220721156	Mountain View	CA	09/21/20227.250	663,494	3,570,000

ANNUAL STATEMENT FOR THE YEAR 2022 OF THE AMERICAN EQUITY INVESTMENT LIFE INSURANCE COMPANY

SCHEDULE B - PART 2

Showing All Mortgage Loans ACQUIRED AND ADDITIONS MADE During the Current Year

1 Loan Number	Location		4 Loan Type	5 Date Acquired	6 Rate of Interest	7 Actual Cost at Time of Acquisition	8 Additional Investment Made After Acquisition	9 Value of Land and Buildings
	2 City	3 State						
P5220216706	FORT MILL	SC		05/18/2022	6.000	292,878		435,000
P2009023277	Willingboro	NJ		03/09/2022	6.750	243,767		305,000
P2009023546	Plano	IL		04/06/2022	6.750	237,606		337,000
P5220317720	St Petersburg	FL		06/02/2022	6.500	704,136		1,150,000
P4220922841	Louisville	CO		10/19/2022	6.500	408,816		690,000
P2009023716	Jersey City	NJ		03/30/2022	5.250	624,938		825,000
P5220821591	Humble	TX		11/16/2022	7.750	104,106		207,000
P2009023435	Spicewood	TX		04/20/2022	4.750	2,057,807		3,780,000
P4220821594	Davie	FL		09/21/2022	7.875	630,661		690,000
P2009023983	Denver	CO		06/02/2022	6.750	351,605		445,000
P5220721217	Eagle	CO		10/05/2022	6.750	1,236,534		1,700,000
P5220923631	PORT ST LUCIE	FL		11/02/2022	9.375	487,121		553,000
P5220923235	Morganton	GA		12/14/2022	6.875	505,647		930,000
P2009023919	Adelphi	MD		05/04/2022	5.990	404,663		460,000
P4220822714	Oakland	TN		11/30/2022	7.875	358,980		472,000
P2009025000	Holladay	UT		11/16/2022	8.250	1,040,195		1,300,000
P5220418192	MONTCLAIR	CA		06/02/2022	6.990	557,764		775,000
P5220721474	Temple	TX		09/21/2022	8.990	351,062		435,000
P5220519245	Port Saint Lucie	FL		10/05/2022	7.125	290,967		684,000
P5220822070	New Orleans	LA		10/19/2022	8.500	291,200		355,000
P4220822482	Adrian	MI		11/02/2022	8.250	439,900		530,000
P2009025009	Glendale Hts	IL		11/16/2022	7.990	251,746		285,000
P2009023368	Chicago	IL		03/09/2022	7.625	458,688		615,000
P2009021467	Forest Hills	NY		11/15/2022	5.875		2,391	1,900,000
P2009023767	Annapolis	MD		04/20/2022	7.250	307,545		365,000
P2009024805	Las Vegas	NV		09/07/2022	6.750	475,763		590,000
P4220923445	Fontana	CA		11/02/2022	6.625	264,763		403,000
P5220822348	Lake Charles	LA		12/14/2022	8.125	286,887		344,000
P5221125457	Boynton Beach	FL		12/14/2022	7.875	274,458		350,000
P5220923225	Seminole	FL		12/14/2022	7.875	134,978		216,000
P2009023661	Woodstock	GA		03/30/2022	4.000	378,232		540,000
P5220822312	LAHAINA	HI		10/19/2022	6.625	307,694		475,000
P2009023338	Santa Paula	CA		03/09/2022	3.990	1,714,650		2,100,000
P2009023946	Owings Mills	MD		05/18/2022	7.125	285,154		315,000
P2009025150	Dumont	NJ		12/14/2022	9.875	352,449		470,000
P2009023899	Oakland	CA		07/27/2022	5.375	560,857		1,100,000
P4220822145	SAN DIEGO	CA		11/02/2022	7.125	559,651		1,025,000
P2009023385	Sacramento	CA		03/09/2022	5.500	700,565		835,000
P8220500003	Cottonwood Heights	UT		08/10/2022	6.500	275,913		636,666
P2009025087	Pflugerville	TX		11/16/2022	8.875	326,523		379,000
P4220317334	Coronado	CA		05/18/2022	5.500	1,995,146		3,700,000
P2009024785	Star	ID		09/21/2022	7.250	310,257		509,000
P2009024607	Bridgeville	DE		08/24/2022	8.125	276,483		353,000
P2009024602	Tacoma	WA		09/21/2022	6.875	457,542		615,000
P4220317522	Lakeland	FL		05/18/2022	5.990	318,547		342,000
P4220620387	Floyd	VA		09/07/2022	7.990	488,770		600,000
P5220821721	Bass Lake	CA		09/21/2022	8.625	306,452		350,000
P2009023248	Barnegat	NJ		03/09/2022	5.875	354,541		430,000
P2009024945	Burbank	CA		10/05/2022	6.875	646,771		976,000
P2009025020	Orlando	FL		11/16/2022	6.990	215,551		325,000
P2009023459	WINCHESTER	CA		05/04/2022	3.990	837,001		1,190,000
P5220721488	COLUMBUS	GA		11/16/2022	7.125	204,016		255,000
P4220216691	Miami	FL		03/30/2022	4.990	195,147		250,000
P5220822573	Katy	TX		11/02/2022	6.990	185,397		291,000
P5220822202	Rex	GA		10/19/2022	8.375	166,155		212,000

ANNUAL STATEMENT FOR THE YEAR 2022 OF THE AMERICAN EQUITY INVESTMENT LIFE INSURANCE COMPANY

SCHEDULE B - PART 2

Showing All Mortgage Loans ACQUIRED AND ADDITIONS MADE During the Current Year

1	Location		4	5	6	7	8	9
	2	3						
Loan Number	City	State	Loan Type	Date Acquired	Rate of Interest	Actual Cost at Time of Acquisition	Additional Investment Made After Acquisition	Value of Land and Buildings
P4220721252	Buck Hill FallsPA		10/05/20228.250	268,450		450,000
P4220316987	SunriseFL		05/04/20227.875	102,240		120,000
P5221024633	HoustonTX		12/28/20228.875	1,003,200		1,230,000
P2009023640	SterlingVA		04/20/20226.500	549,043		705,000
P2009023840	HollywoodFL		05/18/20224.875	736,002		900,000
P2009023990	MercedCA		07/13/20227.750	157,479		350,000
P4220923455	SUNRISEFL		11/30/20228.500	127,810		153,000
P4220721570	GoletaCA		10/05/20226.990	901,680		1,450,000
P2009023395	BeavertonOR		05/04/20226.875	468,479		600,000
P2009021349	MarsPA		02/14/20225.625		772	208,000
P2009023271	GurneeIL		03/09/20227.625	255,715		320,000
P4220116046	JacksonWY		03/30/20223.625	1,453,890		2,900,000
P5220721322	ArlingtonTX		09/21/20227.990	210,392		290,000
P4220216409	Lake WorthFL		04/20/20226.990	163,710		199,000
P2009024352	District HtsMD		07/27/20228.250	169,888		190,000
P2009023743	BridgeportCT		04/20/20227.250	235,365		260,000
P2009024613	AlpharettaGA		08/10/20227.990	402,459		465,000
P5220620332	AventuraFL		10/05/20226.875	443,033		715,000
P4220216731	HollywoodFL		04/06/20225.375	407,523		490,000
P5220721212	AnaheimCA		11/30/20226.750	591,645		1,000,000
P4220922895	DavenportFL		12/14/20226.875	271,821		555,000
P4220821769	Ponte Vedra BeachFL		09/21/20228.990	748,800		855,000
P4220721418	KissimmeeFL		09/07/20227.625	263,534		325,000
P2009023592	BridgeportCT		05/18/20227.250	200,090		298,000
P4220316931	DenverCO		04/20/20225.375	130,975		430,000
P4220216802	Laguna NiguelCA		04/06/20226.625	929,585		1,050,000
P5220923403	LouisvilleKY		12/14/20229.375	113,905		150,000
P5220317193	TaylorsvilleKY		07/27/20226.875	459,281		579,000
P5221125468	FORT WORTHTX		12/14/20228.250	306,945		471,000
P2009024700	Los AngelesCA		11/02/20227.000	527,212		700,000
P2009023320	West JordanUT		03/09/20226.990	584,890		610,000
P5220721095	TampaFL		09/21/20227.990	463,176		600,000
P4220316952	ColumbusOH		05/04/20225.500	192,243		250,000
P2009024077	HurricaneUT		07/13/20226.875	527,745		679,000
P4220418045	HollywoodFL		06/02/20226.990	276,213		350,000
P5220923468	BronxNY		11/02/20226.875	698,585		1,065,000
P5220116155	PortlandOR		04/20/20224.875	2,066,935		2,550,000
P5220619911	New CastleDE		08/10/20228.875	267,800		325,000
P5220821749	CHICAGOIL		10/19/20227.625	2,250,059		2,999,000
P4220216622	DenverCO		04/20/20225.375	384,004		550,000
P5221024544	LompocCA		12/28/202210.500	560,964		730,000
P2009023438	RockvilleMD		03/09/20225.500	282,214		390,000
P4220216510	MiamiFL		04/20/20225.625	473,143		502,000
P5220822027	Ewa BeachHI		10/05/20227.750	842,174		1,336,000
P2009024094	SalisburyNC		06/15/20228.990	211,154		264,500
P4220620241	Cave CreekAZ		08/24/20226.625	841,218		1,120,000
P2009025061	MiamiFL		11/16/20228.990	279,440		335,000
P2009025125	Lehigh AcresFL		12/14/20227.250	259,287		330,000
P5220518853	ConyersGA		07/13/20226.875	288,638		400,000
P2009025047	Coral SpringsFL		12/14/20226.875	423,004		562,000
P2009023502	Santa ClaraCA		05/04/20223.990	1,121,860		2,000,000
P2009023521	HoustonTX		04/06/20226.250	204,610		240,000
P2009024829	NesbitMS		09/21/20226.750	361,431		460,000
P5220822150	FoleyAL		10/19/20226.750	168,822		316,075
P5220720568	ChicagoIL		09/07/20228.500	164,065		233,000

ANNUAL STATEMENT FOR THE YEAR 2022 OF THE AMERICAN EQUITY INVESTMENT LIFE INSURANCE COMPANY

SCHEDULE B - PART 2

Showing All Mortgage Loans ACQUIRED AND ADDITIONS MADE During the Current Year

1	Location		4	5	6	7	8	9
	2	3						
Loan Number	City	State	Loan Type	Date Acquired	Rate of Interest	Actual Cost at Time of Acquisition	Additional Investment Made After Acquisition	Value of Land and Buildings
P2009023925	Davenport	FL	06/02/2022	6.125	153,497	300,000
P4220316893	Winter Park	FL	04/20/2022	4.990	635,435	802,000
P5221024239	Winnetka	IL	12/14/2022	8.375	1,567,500	2,400,000
P2009024106	Owings Mills	MD	06/15/2022	7.750	294,244	337,000
P2009024643	Midland	TX	08/10/2022	6.990	241,578	293,775
P5220317135	Hockley	TX	06/02/2022	6.625	663,122	779,000
P5220721074	Ontario	CA	09/07/2022	7.375	552,694	950,000
P5220821759	RICHBURG	SC	11/02/2022	7.875	186,552	295,000
P2009023559	Cornelius	OR	05/04/2022	5.875	265,979	430,000
P2009023856	Warminster	PA	05/18/2022	7.250	239,438	250,000
P4220620417	San Carlos	CA	09/07/2022	6.625	1,292,564	2,800,000
P2009023838	Missouri City	TX	05/18/2022	5.750	156,146	239,006
P2009025135	Owings Mills	MD	11/16/2022	9.750	255,503	350,000
P5220720921	Fort Worth	TX	10/05/2022	8.500	209,437	330,000
P5220922906	Costa Mesa	CA	11/02/2022	6.990	579,264	1,300,000
P2009023940	Houston	TX	05/18/2022	6.500	258,035	305,000
P5220519240	Intervale	NH	09/07/2022	6.375	287,199	611,000
P4220317582	Fresno	CA	06/02/2022	7.990	133,847	195,000
P2009023690	Cibolo	TX	03/30/2022	5.000	286,840	390,000
P5220417972	Snellville	GA	05/18/2022	6.625	442,421	710,000
P2009024662	Palmdale	CA	08/10/2022	6.990	282,563	550,000
P5221024832	Louisville	KY	12/14/2022	8.875	133,238	172,000
P4220216448	Cutler Bay	FL	05/04/2022	6.125	695,306	845,000
P4220216575	Braseltton	GA	03/30/2022	5.625	749,368	840,000
P4220720588	Falls Church	VA	08/24/2022	8.500	604,010	680,000
P2009023725	Pasadena	MD	03/30/2022	5.000	109,080	415,000
P5220822141	Richmond	TX	11/02/2022	7.625	403,845	915,000
P2009023349	Hagerstown	MD	03/09/2022	6.625	131,553	167,000
P4220822712	Clifton	NJ	11/02/2022	7.375	132,416	160,000
P2009023866	Mesa	AZ	06/02/2022	5.625	419,576	500,000
P5221025168	Jacksonville	FL	12/28/2022	9.750	216,607	244,000
P2009024924	Hesperia	CA	09/21/2022	7.625	310,259	435,000
P4220216583	Pine	CO	05/04/2022	5.375	1,332,756	1,587,000
P4220720563	Pembroke Pines	FL	09/07/2022	8.875	648,423	730,000
P5220822094	BROKEN BOW	OK	11/02/2022	7.250	1,706,418	2,200,000
P4221024403	Rosharon	TX	12/14/2022	8.990	326,728	421,000
P5220822265	Portsmouth	VA	11/30/2022	9.875	235,125	300,000
P2009024797	Cliffside Pk	NJ	11/30/2022	7.875	785,756	980,000
P2009024451	Indianapolis	IN	08/10/2022	8.125	349,965	416,000
P2009023959	Philadelphia	PA	05/18/2022	6.750	329,961	393,500
P4211215661	Aventura	FL	03/09/2022	5.500	439,344	500,000
P5220923229	Charlotte	NC	12/14/2022	7.625	257,561	402,000
P5220821729	Lebanon	TN	10/05/2022	8.990	915,998	1,200,000
P2009025010	New Braunfels	TX	10/19/2022	7.875	238,784	370,000
P2009023390	Houston	TX	04/20/2022	7.875	142,212	190,000
P4220216427	SHERMAN OAKS	CA	04/20/2022	4.250	1,231,776	1,430,000
P4220216550	Asbury	NJ	03/30/2022	4.875	352,647	490,000
P4220216480	Ormond Beach	FL	04/20/2022	5.250	287,573	415,000
P2009025032	Waller	TX	11/16/2022	8.875	472,052	505,000
P5220720671	Providence	RI	08/10/2022	6.890	288,158	350,000
P4220721435	Odessa	TX	10/19/2022	8.990	431,494	490,000
P5220822056	Arizona City	AZ	09/21/2022	9.250	247,319	339,900
P2001017356	Menifee	CA	04/14/2022	6.875	2,250	515,000
P5220923563	CHANDLER	AZ	11/30/2022	8.375	256,127	327,000
P5220721519	Atlanta	GA	10/05/2022	6.750	1,013,127	1,300,000

ANNUAL STATEMENT FOR THE YEAR 2022 OF THE AMERICAN EQUITY INVESTMENT LIFE INSURANCE COMPANY

SCHEDULE B - PART 2

Showing All Mortgage Loans ACQUIRED AND ADDITIONS MADE During the Current Year

1	Location		4	5	6	7	8	9
	2	3						
Loan Number	City	State	Loan Type	Date Acquired	Rate of Interest	Actual Cost at Time of Acquisition	Additional Investment Made After Acquisition	Value of Land and Buildings
P2009025091	Miami Springs	FL	11/16/2022	8.990	489,060	520,000
P2009024743	Chicago	IL	09/07/2022	8.625	237,106	285,000
P5221024352	Oxnard	CA	11/30/2022	7.500	405,263	600,000
P2009024707	Mays Landing	NJ	08/24/2022	9.250	284,093	320,000
P5221024350	Timonium	MD	11/30/2022	9.250	692,520	760,000
P5220620216	Pensacola	FL	08/10/2022	8.250	218,103	335,000
P2009024949	Saint Louis	MO	11/16/2022	7.750	179,889	234,000
P5221125880	Cypress	TX	12/14/2022	8.500	476,341	700,000
P5220721219	Corona	CA	09/07/2022	8.500	505,988	670,000
P2009023821	Winfield	MO	05/04/2022	5.250	229,123	315,000
P2009024673	Ft Lauderdale	FL	08/24/2022	8.375	389,334	460,000
P4220923551	Doral	FL	11/16/2022	7.750	172,425	220,000
P4220116177	Winter Garden	FL	03/09/2022	6.375	924,683	1,200,000
P2009023786	Franklin	TN	05/18/2022	4.875	776,733	888,500
P4220317256	Land O Lakes	FL	08/10/2022	8.990	495,945	540,000
P5220519426	Kissimmee	FL	08/24/2022	7.500	309,236	425,000
P2009023691	San Antonio	TX	03/30/2022	5.000	118,170	192,500
P5220316887	Carlsbad	CA	05/04/2022	5.990	1,175,015	1,385,000
P5220923195	Croydon	PA	12/14/2022	7.750	328,536	385,000
P5220923083	BAKERSFIELD	CA	12/14/2022	7.875	535,472	687,000
P4220216823	Mesa	AZ	04/20/2022	5.375	388,852	496,000
P5220216768	West Palm Beach	FL	05/04/2022	6.375	457,100	716,000
P2009024621	Herriman	UT	08/10/2022	8.375	345,608	396,000
P4220922987	Slidell	LA	11/16/2022	8.500	91,520	110,000
P2009023871	Las Vegas	NV	05/04/2022	5.750	768,753	1,000,000
P4220216259	Hendersonville	NC	03/30/2022	5.375	150,934	197,000
P5220316850	Barkhamsted	CT	04/20/2022	5.875	266,294	315,000
P2009024474	Brighton	CO	07/27/2022	7.750	512,944	696,000
P5220317175	Navarre	FL	06/29/2022	6.375	249,866	415,000
P5221024892	Cheektowaga	NY	12/28/2022	8.875	198,788	260,000
P4220317208	North Myrtle Beach	SC	05/04/2022	5.375	423,408	515,000
P4220721472	Houston	TX	11/02/2022	7.125	101,332	250,000
P5220923474	Philadelphia	PA	12/14/2022	9.500	202,493	285,000
P5220720851	Ben Lomond	CA	09/21/2022	8.250	1,065,900	1,200,000
P4220115728	Burbank	CA	03/09/2022	4.250	1,218,750	1,500,000
P4220317000	North Topsail Beach	NC	04/20/2022	5.375	1,186,656	1,584,500
P5220721382	Flushing	NY	09/07/2022	7.000	543,499	1,000,000
P5220721106	Phoenix	AZ	09/07/2022	8.500	176,538	350,000
P2009024736	Hagerstown	MD	08/24/2022	8.125	243,355	300,000
P2009023735	Wake Forest	NC	03/30/2022	3.750	130,094	263,000
P4220620488	Taylors	SC	09/07/2022	6.875	165,543	250,000
P2009023828	Tulsa	OK	06/02/2022	5.750	1,042,386	1,250,000
P2009024310	Spring Valley	CA	08/10/2022	6.625	443,987	750,000
P2009023256	Waldorf	MD	03/09/2022	4.990	243,929	318,000
P4220822530	Hatboro	PA	10/19/2022	7.125	361,560	450,000
P2009023717	Jacksonville	FL	03/30/2022	5.000	151,500	200,000
P5220821640	Broken Bow	OK	09/21/2022	7.250	1,239,591	1,660,000
P2009025027	Conroe	TX	11/16/2022	7.500	186,378	355,000
P2009024570	Panorama City	CA	08/10/2022	7.125	564,016	710,000
P5220821815	Chicago	IL	10/19/2022	8.500	184,499	200,000
P2009024701	Oakley	CA	11/02/2022	7.375	175,546	360,017
P5220922843	Clermont	FL	12/14/2022	6.625	331,127	493,000
P2009023654	Houston	TX	03/30/2022	3.500	121,200	160,000
P5220216242	TAMPA	FL	04/20/2022	4.625	453,447	625,000
P4220822169	Ellijay	GA	10/05/2022	7.750	455,104	575,000

ANNUAL STATEMENT FOR THE YEAR 2022 OF THE AMERICAN EQUITY INVESTMENT LIFE INSURANCE COMPANY

SCHEDULE B - PART 2

Showing All Mortgage Loans ACQUIRED AND ADDITIONS MADE During the Current Year

1	Location		4	5	6	7	8	9
	2	3						
Loan Number	City	State	Loan Type	Date Acquired	Rate of Interest	Actual Cost at Time of Acquisition	Additional Investment Made After Acquisition	Value of Land and Buildings
P2009024974	DAYTONA BEACH	FL	12/14/2022	7.990	267,076	351,680
P2009024326	Moorestown	NJ	07/27/2022	7.250	271,729	327,000
P5220216361	HIACLEAH	FL	03/30/2022	7.125	201,285	270,000
P2009023615	Hollister	CA	06/02/2022	7.125	682,886	891,000
P2009024267	Richmond	CA	06/15/2022	7.250	408,912	464,000
P2009023444	Toms River	NJ	04/20/2022	7.875	200,487	255,000
P2009024657	Visalia	CA	08/24/2022	8.125	156,750	272,000
P4211215452	Hollywood	FL	03/09/2022	4.990	606,156	700,000
P4220821689	Rock Hill	SC	11/16/2022	6.750	174,287	245,000
P2009024612	Brighton	CO	08/24/2022	9.125	347,800	715,000
P5220418582	San Jose	CA	06/29/2022	7.625	1,254,302	1,320,000
P5220923588	Harrington	DE	12/14/2022	7.500	268,580	535,000
P2009024345	Marlton	NJ	07/27/2022	9.250	300,678	390,000
P2009024138	Cary	NC	07/27/2022	6.375	867,825	1,786,000
P5220720634	Ormond Beach	FL	09/07/2022	7.625	221,450	365,000
P5220822174	Chicago	IL	10/05/2022	7.750	271,365	350,000
P5220821754	Jacksonville	FL	09/21/2022	6.990	238,077	390,000
P2009023573	LOS ANGELES	CA	05/18/2022	4.990	1,655,705	2,700,000
P4220923159	Graysville	TN	11/30/2022	8.990	128,750	137,000
P4220721484	Riverview	FL	10/05/2022	8.990	483,548	547,000
P5220316876	San Diego	CA	06/02/2022	5.125	517,649	1,020,000
P5220720705	Panama City Beach	FL	09/21/2022	8.990	435,968	524,000
P2009023272	Hyattsville	MD	03/09/2022	5.500	381,327	480,000
P4220619947	Austin	TX	08/24/2022	6.625	127,170	350,000
P5220216636	Davenport	FL	04/20/2022	5.000	249,838	400,000
P5220923571	Stockton	CA	11/30/2022	7.500	326,577	488,000
P2009023687	Woodstock	GA	03/30/2022	4.000	242,745	345,000
P2009023552	Santa Maria	CA	04/06/2022	6.500	518,465	550,000
P2009023624	Orlando	FL	04/20/2022	5.125	328,558	397,000
P5220620207	MIAMI	FL	11/16/2022	8.875	203,381	445,000
P2009023681	Bellwood	IL	03/30/2022	5.250	119,043	188,000
P5220721319	CLEVELAND	OH	10/19/2022	9.000	368,298	395,000
P2009023383	New Milford	CT	03/09/2022	7.125	371,324	400,000
P5220115820	Inglewood	CA	06/15/2022	4.375	417,261	760,000
P2009024839	Tolland	CT	09/21/2022	9.250	438,672	528,000
P2009024909	Dumfries	VA	10/19/2022	8.990	414,165	499,990
P5221024920	North Conway	NH	11/30/2022	9.625	392,648	470,000
P2009024914	Cockeysville	MD	09/21/2022	8.750	751,400	900,000
P4220721173	Ambler	PA	09/07/2022	8.250	722,288	840,000
P5220721410	Victorville	CA	09/07/2022	6.990	209,357	379,000
P4220115870	Haines City	FL	04/20/2022	5.625	289,377	370,000
P2009024534	Irvington	NJ	07/27/2022	8.990	200,836	345,000
P4221024111	Tulalip	WA	11/16/2022	9.875	1,014,374	1,160,000
P5220519155	Sebring	FL	08/24/2022	7.875	395,036	505,000
P2009024356	Spring Branch	TX	08/24/2022	6.875	300,483	370,000
P5220720912	Converse	TX	11/02/2022	8.875	148,239	225,000
P2009024168	Modesto	CA	06/15/2022	7.375	311,860	347,500
P2009023912	Cherry Hill	NJ	07/13/2022	6.990	208,493	235,000
P4220720883	Tamarac	FL	11/02/2022	7.500	103,423	243,000
P2009025149	Riverside	CA	12/14/2022	7.750	487,352	770,000
P4220316843	Penngrove	CA	06/02/2022	5.500	1,015,711	1,475,000
P5220418206	San Anselmo	CA	07/13/2022	6.750	1,273,211	1,995,000
P4220216283	Haines City	FL	03/30/2022	4.625	260,041	320,000
P5221024850	Spring Hill	FL	12/28/2022	8.625	264,337	331,000
P2009023451	Thurmont	MD	03/09/2022	5.990	283,201	323,000

ANNUAL STATEMENT FOR THE YEAR 2022 OF THE AMERICAN EQUITY INVESTMENT LIFE INSURANCE COMPANY

SCHEDULE B - PART 2

Showing All Mortgage Loans ACQUIRED AND ADDITIONS MADE During the Current Year

1	Location		4	5	6	7	8	9
	2	3						
Loan Number	City	State	Loan Type	Date Acquired	Rate of Interest	Actual Cost at Time of Acquisition	Additional Investment Made After Acquisition	Value of Land and Buildings
P4221025166	Tallahassee	FL		12/28/2022	9.990	133,499		183,000
P2009024754	Corpus Christi	TX		08/24/2022	9.875	378,189		406,000
P2009024898	Plainfield	NJ		10/19/2022	8.500	239,200		345,000
P4220216274	Summerville	SC		03/30/2022	4.375	152,368		253,000
P2009024599	Sunrise Beach	MO		09/07/2022	7.375	1,373,927		1,500,000
P2009023798	O Fallon	MO		05/04/2022	4.750	277,503		360,000
P5221024157	Kalama	WA		12/14/2022	5.500	289,102		467,000
P2009025008	Homestead	FL		11/30/2022	8.750	381,179		410,000
P2009023584	Middletown	MD		05/04/2022	8.375	276,994		370,000
P2009024628	Chicago	IL		08/24/2022	7.990	246,715		
P2009023895	ST HELENA ISLAND	SC		06/02/2022	6.375	905,613		1,075,000
P5220317228	SAN DIEGO	CA		05/18/2022	5.990	423,448		725,000
P2009023465	BARNEGAT	NJ		04/20/2022	5.625	287,634		360,000
P2009025119	Miramar	FL		11/30/2022	8.125	794,988		950,000
P2009023662	Rome	GA		03/30/2022	4.000	98,275		155,000
P2009023651	Pittsburgh	PA		03/30/2022	3.500	76,488		107,000
P2009023495	NORTHRIDGE	CA		04/06/2022	3.990	779,578		1,550,000
P5221125455	Winter Haven	FL		12/14/2022	8.625	280,218		330,000
P4220317601	Baton Rouge	LA		06/02/2022	5.990	185,743		240,000
P2009024010	Des Plaines	IL		08/10/2022	7.875	165,858		215,000
P2009023805	North Haven	CT		05/04/2022	6.875	275,337		345,000
P2009024828	Teaneck	NJ		08/24/2022	7.625	655,539		820,000
P2009023675	Cutler Bay	FL		03/30/2022	5.000	111,471		170,000
P2009024556	Keiso	WA		09/07/2022	7.500	247,776		330,000
P4220317095	Medical Lake	WA		05/18/2022	7.500	198,676		287,000
P5220822117	Cape Coral	FL		11/02/2022	7.250	419,708		680,000
P4211215312	PEMBROKE PINES	FL		03/09/2022	4.500	733,338		860,000
P4220923409	Gulf Shores	AL		11/02/2022	7.875	695,578		890,000
P2009024867	Pompano Beach	FL		11/16/2022	7.990	479,272		600,000
P2009021395	Tinton Falls	NJ		03/14/2022	5.500		961	500,000
P5220720577	San Diego	CA		08/24/2022	7.500	349,806		1,325,000
P2009024503	Lusby	MD		08/10/2022	8.625	266,318		301,000
P2009024825	Wayne	NJ		10/19/2022	8.500	444,949		550,000
P4220216788	Dana Point	CA		04/20/2022	4.990	305,340		1,950,000
P2009024157	Tampa	FL		06/15/2022	7.625	590,731		666,000
P5220821855	San Antonio	TX		09/21/2022	6.750	204,169		291,000
P2009023731	Houston	TX		03/30/2022	3.875	224,898		330,000
P4220923090	League City	TX		11/02/2022	8.250	156,502		248,000
P2009024794	Bayonne	NJ		10/19/2022	7.375	289,607		380,000
P2009024466	Winton	CA		08/10/2022	8.500	226,539		343,000
P4220115914	Port Saint Lucie	FL		03/09/2022	4.990	359,100		380,000
P5220519003	Ponte Vedra	FL		08/10/2022	7.750	746,449		1,035,000
P4220418268	Hialeah	FL		06/15/2022	7.500	479,602		615,000
P5220316916	BELLE ISLE	FL		05/04/2022	5.625	749,850		850,000
P4220822373	Tamarac	FL		10/05/2022	6.990	96,713		118,000
P2009023993	Parkland	FL		05/18/2022	5.990	358,828		684,985
P4220518823	Middleburg	FL		09/21/2022	8.750	342,783		420,000
P2009023316	Henrico	VA		04/06/2022	7.250	218,540		277,000
P2009023289	Port St. Lucie	FL		03/09/2022	6.250	354,538		425,000
P5220216654	TULSA	OK		04/20/2022	5.500	593,491		635,000
P2009023804	COMMERCE CITY	CO		04/20/2022	5.990	486,492		571,000
P5220923025	Roy	UT		11/02/2022	8.875	766,508		825,000
P5220116094	Bruceville	TX		06/15/2022	4.625	220,708		365,000
P2009024004	Reisterstown	MD		06/02/2022	7.250	227,282		255,000
P2009024702	Bolingbrook	IL		09/07/2022	8.250	196,145		235,000

ANNUAL STATEMENT FOR THE YEAR 2022 OF THE AMERICAN EQUITY INVESTMENT LIFE INSURANCE COMPANY

SCHEDULE B - PART 2

Showing All Mortgage Loans ACQUIRED AND ADDITIONS MADE During the Current Year

1	Location		4	5	6	7	8	9
	2	3						
Loan Number	City	State	Loan Type	Date Acquired	Rate of Interest	Actual Cost at Time of Acquisition	Additional Investment Made After Acquisition	Value of Land and Buildings
P2009023768	Catonsville	.MD		04/20/2022	.7.125	280,628		310,000
P2009024826	Jonesboro	.GA		09/07/2022	.8.990	472,081		565,000
P4220620386	Stone Mountain	.GA		08/24/2022	.8.875	1,554,960		1,860,000
P4220923382	Sarasota	.FL		11/16/2022	.6.875	400,465		586,000
P4220216612	Key Largo	.FL		04/20/2022	.4.750	1,506,226		1,875,000
P5220923065	Santa Rosa	.CA		11/30/2022	.7.875	559,233		740,000
P2009024730	Lincoln	.NE		09/21/2022	.6.990	343,292		455,000
P5220822466	QUEEN CREEK	.AZ		10/19/2022	.8.750	402,480		462,000
P4220821709	Chicago	.IL		10/05/2022	.7.750	264,836		290,000
P4220317029	San Leon	.TX		05/18/2022	.5.625	368,623		440,000
P2009023702	Palm Beach	.FL		03/30/2022	.3.750	222,705		315,000
P5220317136	El Cajon	.CA		04/20/2022	.5.125	465,082		1,160,000
P5220720554	Phoenix	.AZ		09/21/2022	.8.250	533,959		685,000
P5220721104	Phoenix	.AZ		09/07/2022	.7.990	203,803		350,000
P2009024879	Morristown	.NJ		11/30/2022	.7.875	592,000		765,000
P5220720965	Cortland	.IL		09/21/2022	.7.125	210,185		260,000
P5220619665	Bonita Springs	.FL		09/21/2022	.8.250	488,681		594,000
P4220317013	Huntington Beach	.CA		04/20/2022	.5.250	1,171,175		1,330,000
P5220721289	Fort Lauderdale	.FL		10/05/2022	.7.500	988,413		1,500,000
P2009023387	Stockton	.CA		04/20/2022	.4.990	275,180		425,000
P2009025174	Salem	.UT		12/14/2022	.7.990	483,310		660,000
P5220922813	Scottsdale	.AZ		12/14/2022	.6.750	463,811		770,000
P2009023393	Wharton	.NJ		03/09/2022	.7.625	322,372		371,000
P4220720780	Fort Lauderdale	.FL		09/07/2022	.6.750	1,731,169		2,145,000
P2009024922	Jonesboro	.GA		11/16/2022	.6.875	585,183		840,000
P4220216375	Valley Springs	.CA		05/04/2022	.7.125	391,920		460,000
P2009023906	Old Hickory	.TN		05/18/2022	.6.750	191,486		300,000
P2009023560	Minneapolis	.MN		05/04/2022	.6.625	323,474		380,000
P5220923237	Kissimmee	.FL		12/14/2022	.6.625	263,629		388,000
P5220116170	Kodak	.TN		04/20/2022	.6.625	608,445		820,000
P4220822401	Memphis	.TN		10/05/2022	.8.990	124,800		160,000
P5220317157	Laguna Beach	.CA		05/18/2022	.5.625	2,570,025		3,800,000
P5220619633	Apple Valley	.MN		08/10/2022	.7.875	208,431		270,000
P2009023397	Maricopa	.AZ		03/09/2022	.7.375	301,344		316,000
P2009023783	Santa Rosa	.CA		04/20/2022	.6.375	383,400		453,000
P5220216496	Racine	.WI		05/04/2022	.6.750	212,817		280,000
P2009023880	AURORA	.CO		05/18/2022	.6.750	466,204		515,000
P2009024966	Las Vegas	.NV		12/14/2022	.7.875	492,674		650,000
P4220317339	Phoenix	.AZ		04/20/2022	.6.375	607,524		720,000
P4220418204	Mint Hill	.NC		06/15/2022	.9.250	585,578		655,000
P2009023415	Temple Hills	.MD		03/09/2022	.5.875	298,875		375,000
P5220418602	Corpus Christi	.TX		07/13/2022	.6.375	601,900		994,000
P5220922970	Oklahoma City	.OK		11/16/2022	.9.500	134,962		184,500
P5221024357	Durant	.OK		12/14/2022	.7.500	187,652		260,000
P2009024447	Phoenix	.AZ		07/27/2022	.8.750	379,072		400,000
P5220720666	Silver Spring	.MD		09/07/2022	.7.875	1,412,448		1,700,000
P5220721428	Long Beach Township	.NJ		10/19/2022	.7.625	676,000		1,995,000
P2009024397	Desert Hot Springs	.CA		10/19/2022	.6.750	164,083		350,000
P4220317290	Pasadena	.CA		06/02/2022	.6.375	683,698		722,500
P4220418313	Kissimmee	.FL		06/15/2022	.6.750	224,472		291,000
P4220822243	Frankfort	.IN		11/16/2022	.8.990	.79,002		126,000
P5220216827	Fredericksburg	.TX		04/06/2022	.5.625	385,627		640,000
P4220619837	Davenport	.FL		10/05/2022	.7.375	299,485		450,000
P4220619978	Los Angeles	.CA		10/05/2022	.6.125	1,014,622		1,800,000
P2009025093	MIAMI	.FL		12/14/2022	.9.250	429,702		460,000

ANNUAL STATEMENT FOR THE YEAR 2022 OF THE AMERICAN EQUITY INVESTMENT LIFE INSURANCE COMPANY

SCHEDULE B - PART 2

Showing All Mortgage Loans ACQUIRED AND ADDITIONS MADE During the Current Year

1	Location		4	5	6	7	8	9
	2	3						
Loan Number	City	State	Loan Type	Date Acquired	Rate of Interest	Actual Cost at Time of Acquisition	Additional Investment Made After Acquisition	Value of Land and Buildings
P2009023285	Odessa	TX	03/09/20225.875	218,853	259,000
P4220519454	Lewisville	TX	09/21/20227.625	272,020	335,000
P2009023249	Sylmar	CA	03/09/20225.375	488,283	620,000
P5220721086	Belleville	NJ	10/05/20228.625	330,499	405,000
P5220721188	Philadelphia	PA	11/02/20228.375	167,510	235,000
P5221024427	Montgomery	AL	12/28/20229.750	220,473	289,000
P5220721535	Columbia	MD	10/19/20228.990	190,261	245,500
P4220317445	Elizabethton	TN	06/29/20226.375	361,894	439,000
P5220519537	Davenport	FL	08/10/20227.375	587,600	723,000
P5220619908	Mequon	WI	09/07/20228.990	535,526	575,000
P2009023769	Forney	TX	04/20/20227.875	402,570	550,000
P4221024570	Redford	MI	12/14/202210.250	114,428	160,000
P2009024795	San Antonio	TX	09/07/20227.990	267,748	345,000
P4220922779	Chattanooga	TN	12/14/20229.125	971,850	1,120,000
P4220317546	Wimauma	FL	09/21/20227.875	307,464	475,000
P2009023544	Midland	TX	04/06/20226.250	215,899	269,800
P5220720614	Clarendon Hills	IL	10/05/20228.990	429,000	660,000
P5220721053	Ottsville	PA	10/05/20228.990	607,973	652,000
P4220317628	Frederick	MD	06/02/20225.990	501,542	546,000
P2009024493	Washington	DC	08/10/20226.750	359,842	780,000
P2009023643	Corcoran	CA	04/06/20227.750	278,642	290,000
P2009023308	Gurnee	IL	03/09/20228.125	204,103	255,000
P2009024999	Santa Ana	CA	11/16/20226.990	1,644,132	2,300,000
P5220317239	Arlington	TX	06/02/20225.250	216,878	325,000
P2009023794	Katy	TX	07/27/20225.875	589,465	725,000
P4220822129	Jupiter	FL	10/19/20227.750	686,565	1,000,000
P2009024543	Cary	IL	08/10/20226.990	244,047	340,000
P5220923330	Wellington	FL	11/30/20228.875	562,106	840,000
P4221024851	East Point	GA	12/14/20229.625	214,016	250,000
P4220923967	Huddleston	VA	11/16/20227.990	379,712	545,000
P5220923535	El Paso	TX	11/02/20229.250	529,606	650,000
P5220720901	Daniel Island	SC	10/05/20227.250	1,669,602	2,175,000
P5220720559	Burnsville	NC	08/24/20227.750	278,192	505,000
P2009023992	Kissimmee	FL	06/02/20225.750	183,751	317,013
P4220317514	Grand Junction	CO	05/04/20225.990	126,126	235,000
P5220822616	Queen Creek	AZ	11/02/20227.500	901,506	1,176,500
P5221024625	MEMPHIS	TN	12/14/20229.250	77,428	115,000
P2009024160	Valley Center	CA	08/24/20226.990	879,962	1,000,000
P4220923317	Tucson	AZ	11/02/20229.375	238,260	380,000
P2009023779	Panama City Beach	FL	04/20/20225.125	233,582	300,000
P5220923959	CAPE CORAL	FL	11/30/20229.875	292,832	340,000
P2009024994	Flowery Br	GA	11/16/20228.990	757,856	980,000
P4220923045	Homestead	FL	11/02/20227.750	627,000	750,000
P4220316988	Casa Grande	AZ	05/18/20226.500	287,832	354,000
P5220518919	Nampa	ID	07/13/20227.875	853,505	920,000
P2009024186	Northglenn	CO	08/24/20227.375	484,675	555,000
P5221024282	Miami	FL	11/16/20228.375	433,504	590,000
P2009024256	Katy	TX	06/02/20227.375	316,066	335,000
P5220923141	Waterbury	CT	11/30/20228.500	242,254	290,000
P2009023382	Las Vegas	NV	03/09/20224.750	424,333	460,000
P2009023485	Bridgeport	CT	04/20/20227.250	310,140	341,000
P5220519098	Missouri City	TX	10/05/20228.500	644,048	820,000
P2009024410	South Elgin	IL	08/10/20227.990	225,101	252,000
P2009023711	Raytown	MO	03/30/20225.000	67,544	125	163,000
P4220822531	Broken Bow	OK	10/19/20227.750	1,019,200	1,344,000

ANNUAL STATEMENT FOR THE YEAR 2022 OF THE AMERICAN EQUITY INVESTMENT LIFE INSURANCE COMPANY

SCHEDULE B - PART 2

Showing All Mortgage Loans ACQUIRED AND ADDITIONS MADE During the Current Year

1 Loan Number	Location		4 Loan Type	5 Date Acquired	6 Rate of Interest	7 Actual Cost at Time of Acquisition	8 Additional Investment Made After Acquisition	9 Value of Land and Buildings
	2 City	3 State						
P2009023766	Chicago	IL	05/04/2022	7.500	259,207	351,000
P4220216296	Palm Bay	FL	03/30/2022	5.625	153,330	194,000
P5211115025	Miramar	FL	08/10/2022	4.750	303,725	433,000
P2009023317	North Chesterfield	VA	04/06/2022	5.875	206,814	248,000
P4211215393	Lambertville	NJ	04/20/2022	4.750	971,000	1,500,000
P2009024670	Carteret	NJ	08/24/2022	8.875	427,688	472,000
P2009024658	Puyallup	WA	09/07/2022	7.500	553,566	600,000
P5220317476	Antioch	CA	05/18/2022	5.990	404,055	640,000
P5220721456	Colorado Springs	CO	10/05/2022	8.250	477,736	799,000
P4220922979	Ringgold	GA	11/16/2022	7.750	409,640	500,000
P2009024401	Marengo	IL	09/07/2022	7.625	305,139	371,000
P2009023475	West Long Branch	NJ	04/20/2022	8.250	425,054	567,500
P2009024929	Spring	TX	11/16/2022	7.990	239,200	315,000
P2009023278	Land O' Lakes	FL	03/09/2022	5.125	501,560	545,000
P2009024665	Houston	TX	08/10/2022	7.500	191,647	265,000
P2009023893	ENCINO	CA	06/02/2022	5.375	3,005,376	6,000,000
P4220821654	Fountain Valley	CA	10/05/2022	6.750	844,057	1,200,000
P5220216234	New Haven	CT	03/30/2022	6.125	123,353	175,000
P5220821988	Plant City	FL	10/05/2022	8.875	335,732	383,000
P4220822670	Los Angeles	CA	10/05/2022	6.750	746,672	920,000
P5220721380	Leland	NC	09/07/2022	6.795	348,505	480,000
P4220216252	Bethlehem	GA	03/30/2022	6.250	367,866	382,000
P5220216632	La Plata	MD	05/18/2022	6.990	257,784	285,000
P5220821718	Medina	OH	10/05/2022	8.875	1,169,344	1,500,000
P2009023867	Salem	OR	05/18/2022	6.500	364,944	456,893
P5221024172	Houston	TX	12/14/2022	8.625	156,750	335,000
P2009023303	Winchester	VA	03/09/2022	6.875	314,684	330,900
P4220822309	New Lenox	IL	11/02/2022	7.875	216,216	300,000
P5220417955	Macon	GA	07/27/2022	6.500	163,665	240,000
P2009023722	Fort Worth	TX	03/30/2022	5.000	126,250	370,000
P5220822586	Douglasville	GA	11/02/2022	6.990	579,012	775,000
P2009023816	Stockton	CA	04/20/2022	7.125	418,545	526,000
P5220316942	Santa Rosa	CA	04/20/2022	5.625	1,383,770	1,550,000
P2009024899	Chesterfield	VA	09/21/2022	8.990	264,888	304,000
P2009023335	SUMMERVILLE	SC	03/09/2022	6.875	321,126	370,000
P4221024116	Glendale	CA	12/28/2022	7.750	953,254	1,175,000
P5220721147	Science Hill	KY	09/07/2022	8.375	90,125	127,000
P2009024217	Phoenix	AZ	07/13/2022	6.375	253,901	372,000
P5220519113	Rockport	TX	09/07/2022	7.125	158,860	700,000
P5220822622	Shelton	CT	11/30/2022	8.125	279,015	410,000
P2009024713	Manteca	CA	08/10/2022	7.875	699,918	800,000
P5220116185	SHOREWOOD	WI	05/04/2022	7.375	280,148	405,000
P2009024890	Garden Grove	CA	10/05/2022	7.750	748,800	1,050,000
P2009024968	Malibu	CA	12/14/2022	7.625	1,426,867	1,800,000
P4211014424	Alpharetta	GA	03/09/2022	6.375	940,713	1,300,000
P2009025170	Lake Ariel	PA	12/14/2022	8.125	152,220	198,000
P4220822109	Surfside	FL	11/16/2022	7.625	626,520	1,595,000
P5220822303	Stamford	CT	10/19/2022	6.990	236,728	335,000
P2009023536	Yermo	CA	05/04/2022	4.750	393,781	490,000
P5220518896	Woodland Hills	CA	06/29/2022	6.250	304,863	600,000
P4220316844	Alton	UT	05/04/2022	8.990	529,092	621,000
P2009024863	Topeka	KS	10/19/2022	8.375	246,907	410,000
P4220518803	Santa Rosa Beach	FL	07/13/2022	6.990	410,339	450,000
P4220721391	Sedalia	CO	09/21/2022	8.375	431,600	568,000
P4220619629	Tampa	FL	08/10/2022	7.125	672,075	725,000

ANNUAL STATEMENT FOR THE YEAR 2022 OF THE AMERICAN EQUITY INVESTMENT LIFE INSURANCE COMPANY

SCHEDULE B - PART 2

Showing All Mortgage Loans ACQUIRED AND ADDITIONS MADE During the Current Year

1 Loan Number	Location		4 Loan Type	5 Date Acquired	6 Rate of Interest	7 Actual Cost at Time of Acquisition	8 Additional Investment Made After Acquisition	9 Value of Land and Buildings
	2 City	3 State						
P2009023914	Bluffton	SC		05/04/2022	7.125	255,396		300,000
P5220822261	University Place	WA		10/05/2022	8.750	1,064,347		1,282,000
P5220821734	Tiffin	IA		10/19/2022	7.625	141,624		265,000
P5220721066	Guyton	GA		09/21/2022	8.875	284,240		340,000
P5220924050	MADISON	MS		11/16/2022	8.875	270,133		308,000
P2009024876	Edinburg	TX		11/16/2022	8.875	170,286		485,000
P2009023817	Manteca	CA		05/18/2022	5.875	280,693		514,963
P4220216276	Mt Pleasant	SC		03/09/2022	5.500	1,238,433		1,510,000
P5221025004	Chalmette	LA		12/28/2022	9.125	179,363		215,000
P2009023870	Temple Hills	MD		05/18/2022	6.750	406,957		450,000
P2009023365	Fort Washington	MD		03/09/2022	5.625	274,870		393,000
P5220720734	Bakersfield	CA		09/07/2022	8.500	217,360		307,000
P5220923891	Newburgh	NY		12/14/2022	7.500	223,260		310,000
P5220216796	Riverwoods	IL		05/04/2022	7.250	319,251		480,000
P5220216716	Austin	TX		05/18/2022	5.375	2,043,065		3,000,000
P5221025099	Jackson	TN		12/28/2022	9.375	153,824		190,000
P4221025260	Aurora	CO		12/28/2022	8.750	574,750		900,000
P4220115722	albuquerque	NM		03/09/2022	3.750	356,344		501,000
P2009024470	Meriden	CT		09/07/2022	7.990	204,173		330,000
P2009024811	New Prt Rchy	FL		09/07/2022	7.875	462,857		600,000
P2009023795	Cape Coral	FL		05/18/2022	5.750	232,353		312,000
P2009023371	Austell	GA		04/06/2022	7.625	297,352		309,000
P2009024126	Portland	OR		07/13/2022	6.125	345,508		425,000
P5220317186	Hercules	CA		04/20/2022	5.375	443,599		880,000
P2009023634	Greensboro	NC		05/18/2022	7.125	167,337		185,000
P5220721489	Gastonia	NC		10/05/2022	8.750	103,516		273,000
P5220216492	Paola	KS		04/20/2022	5.375	173,207		280,000
P2009023454	Davenport	FL		03/09/2022	6.375	316,375		385,000
P5220923878	Newburgh	NY		12/14/2022	7.500	403,397		563,000
P2009024523	Parker	CO		08/10/2022	6.750	528,644		1,010,000
P2009021887	Aurora	CO		07/15/2022	6.125		11,866	2,900,000
P2009023526	West Valley City	UT		05/04/2022	6.500	631,968		720,000
P5220418060	Naples	FL		07/13/2022	6.250	374,113		730,000
P2009024614	Denver	CO		09/07/2022	8.250	161,558		540,000
P2009023348	Fort Washington	MD		03/09/2022	6.500	370,409		395,000
P5220317782	Dallas	TX		07/13/2022	7.125	387,014		680,000
P4220619630	Stockton	CA		08/10/2022	7.990	560,120		670,000
P4220216441	Corona	CA		05/04/2022	5.500	563,409		685,000
P4220116146	Atlanta	GA		03/09/2022	4.875	650,332		705,000
P5220518640	TAMPA	FL		06/29/2022	8.125	416,675		435,000
P2009023734	Raleigh	NC		03/30/2022	3.750	121,017		240,000
P2009023570	Corona	CA		04/20/2022	7.625	847,440		880,000
P2009023780	COCONUT CREEK	FL		04/20/2022	6.375	373,999		470,000
P5220720764	Canton	TX		09/21/2022	8.250	287,872		346,000
P5220620250	Garland	TX		08/24/2022	8.625	433,158		525,000
P2009023704	Spring	TX		03/30/2022	5.000	222,200		295,000
P2009023991	West Milford	NJ		07/27/2022	6.375	361,361		471,725
P4220822642	New Albany	OH		10/19/2022	7.625	1,747,200		2,100,000
P2009025105	CINNAMINSON	NJ		11/30/2022	6.990	391,570		500,000
P5220216728	Lake Havasu City	AZ		04/20/2022	6.375	195,125		440,000
P4220519187	Loxahatchee	FL		07/27/2022	7.500	652,996		755,000
P5220619829	Los Angeles	CA		11/02/2022	8.625	364,425		425,000
P5220216565	SAINT CHARLES	IL		04/20/2022	6.750	838,688		880,000
P2009023311	Melrose Park	IL		03/09/2022	7.625	238,373		310,000
P5220619840	Mims	FL		08/24/2022	8.375	593,560		710,000

ANNUAL STATEMENT FOR THE YEAR 2022 OF THE AMERICAN EQUITY INVESTMENT LIFE INSURANCE COMPANY

SCHEDULE B - PART 2

Showing All Mortgage Loans ACQUIRED AND ADDITIONS MADE During the Current Year

1 Loan Number	Location		4 Loan Type	5 Date Acquired	6 Rate of Interest	7 Actual Cost at Time of Acquisition	8 Additional Investment Made After Acquisition	9 Value of Land and Buildings
	2 City	3 State						
P4220216594	Corona	CA	04/20/2022	4.875	321,287	865,000
P4220822173	Woodbine	MD	10/05/2022	6.875	1,203,015	1,485,000
P2009024406	Crystal Lake	IL	07/27/2022	7.990	239,353	265,000
P5221125874	Sugar Land	TX	12/28/2022	8.999	681,013	890,000
P2009024650	Bridgeton	NJ	08/24/2022	8.125	221,085	255,000
P5220721278	Chicago	IL	10/05/2022	8.990	1,155,793	1,595,000
P4220822506	Sevierville	TN	10/19/2022	8.375	614,719	790,000
P2009024753	Kent	WA	09/07/2022	9.500	597,840	675,000
P5220317545	Glen Allen	VA	06/02/2022	8.250	397,352	533,000
P4220317106	Irvine	CA	05/18/2022	5.500	901,067	1,100,000
P5220821582	Houston	TX	10/19/2022	8.125	795,519	850,000
P5220317362	Menifee	CA	05/04/2022	5.750	105,644	605,000
P5220216683	Kyle	TX	03/30/2022	5.500	249,592	333,000
P2009023254	Dundalk	MD	03/09/2022	6.625	222,672	237,000
P2009023290	Brookfield	CT	03/09/2022	5.875	321,981	386,000
P2009025064	Brick	NJ	11/16/2022	8.750	352,485	455,000
P5220821682	Lakeway	TX	09/21/2022	8.990	945,360	1,065,000
P4220317164	Boca Raton	FL	05/04/2022	4.990	1,483,200	2,465,000
P4211114759	Fort Lauderdale	FL	03/30/2022	4.990	603,243	830,000
P2009024712	Pikesville	MD	08/10/2022	8.875	231,877	290,000
P5221024122	Woodbridge	VA	12/14/2022	8.990	366,339	435,000
P2009023724	Pasadena	TX	03/30/2022	3.500	144,707	205,000
P2009025076	Cypress	TX	11/16/2022	9.250	417,533	465,000
P4220620443	Asheville	NC	08/24/2022	7.500	273,047	355,000
P5220619614	Kissimmee	FL	08/10/2022	6.625	433,502	535,000
P5220316880	Huntington Beach	CA	05/04/2022	5.875	2,409,322	2,850,000
P2009024990	Sterling	CT	10/19/2022	8.375	449,280	540,000
P4220922757	Davie	FL	10/19/2022	6.875	425,152	520,000
P4220821966	Quinlan	TX	10/19/2022	8.875	374,797	425,000
P2009023718	Brigantine	NJ	03/30/2022	4.875	202,000	510,000
P4200109907	Wichita	KS	04/14/2022	8.375	3,436	456,000
P2009023656	Houston	TX	03/30/2022	3.875	132,815	180,000
P2009023653	Houston	TX	03/30/2022	3.625	166,145	235,000
P5221024752	Nashville	TN	11/30/2022	7.750	318,230	510,000
P4220821891	Austin	TX	10/05/2022	8.125	151,615	470,000
P5220216330	Phoenix	AZ	03/30/2022	4.990	245,775	451,000
P4220619943	Austin	TX	08/10/2022	6.625	130,810	335,000
P2009024861	San Diego	CA	09/07/2022	6.875	1,199,136	2,000,000
P4220822350	Oceanside	CA	10/05/2022	6.625	671,968	850,000
P5220317605	Myrtle Beach	SC	05/18/2022	6.250	136,083	176,000
P2008802562	La Habra Heights	CA	07/15/2022	3.990	1,060	780,000
P2009024696	Belleville	NJ	08/10/2022	8.125	385,997	500,000
P4220822356	Brownsville	OR	10/19/2022	6.990	1,116,024	1,500,000
P2009024846	Richmond	TX	10/19/2022	7.375	425,841	546,000
P4220720865	Jacksonville	FL	09/21/2022	8.750	550,715	620,000
P2009025181	Bridgeport	CT	11/30/2022	8.875	303,345	395,000
P5220923518	Live Oak	TX	11/30/2022	7.875	229,566	278,000
P2009024328	Cinnaminson	NJ	07/13/2022	7.875	358,864	400,000
P5220418330	Wilkes Barre	PA	07/13/2022	7.500	110,658	154,000
P5221024276	Jacksonville	FL	12/28/2022	9.750	228,067	292,000
P5220216546	Indianapolis	IN	04/20/2022	6.250	136,529	175,000
P5220923170	Sun City West	AZ	11/16/2022	6.990	403,192	500,000
P5220821692	Colorado Springs	CO	10/19/2022	7.875	464,063	753,000
P4220822457	Burton	MI	11/02/2022	7.750	179,224	249,900
P4220518835	Bradenton	FL	06/29/2022	6.375	453,676	670,000

ANNUAL STATEMENT FOR THE YEAR 2022 OF THE AMERICAN EQUITY INVESTMENT LIFE INSURANCE COMPANY

SCHEDULE B - PART 2

Showing All Mortgage Loans ACQUIRED AND ADDITIONS MADE During the Current Year

1	Location		4	5	6	7	8	9
	2	3						
Loan Number	City	State	Loan Type	Date Acquired	Rate of Interest	Actual Cost at Time of Acquisition	Additional Investment Made After Acquisition	Value of Land and Buildings
P2009023815	WoodbridgeVA		05/18/20226.625	309,642		388,000
P2009023558	Las VegasNV		04/06/20224.875	437,722		526,000
P4220317348	DavenportFL		07/13/20226.875	413,586		638,000
P5220518794	VistaCA		09/07/20228.500	849,750		1,100,000
P5220216301	HooverAL		03/30/20227.000	223,447		310,000
P5220316972	DanvillePA		05/04/20225.500	143,482		225,000
P2009023915	DenverCO		05/18/20227.375	422,752		474,991
P5220418620	AustinTX		07/27/20226.625	849,635		1,476,000
P2009023692	FriscoTX		03/30/20225.000	288,810		490,000
P4220216267	FresnoCA		04/20/20224.500	1,005,250		2,350,000
P4220720715	HickoryNC		08/24/20229.250	129,319		138,000
P5220619612	CincinnatiOH		10/05/20229.990	97,290		133,000
P5220518834	Bella VistaAR		07/27/20229.375	184,870		265,000
P2009025080	Grass ValleyCA		12/14/20228.500	649,492		900,000
P4220317224	ScottsdaleAZ		05/18/20225.750	242,624		341,000
P2009023694	CharlotteNC		03/30/20224.875	161,101		246,000
P5220620390	Marina Del ReyCA		09/21/20227.990	799,606		1,350,000
P5220418013	ScottsdaleAZ		06/02/20228.250	750,296		900,000
P2009024972	TEMECULACA		11/30/20226.990	2,993,820		5,499,542
P5220822085	HasletTX		10/05/20228.125	467,694		615,000
P2009023777	HOUSTONTX		05/18/20226.250	195,774		230,000
P2009023677	FairlandIN		03/30/20224.875	78,683		123,000
P5220417959	MaconGA		07/13/20226.500	173,384		235,000
P2009023483	CoatsNC		04/06/20227.375	239,822		250,000
P2009024847	Saint LouisMO		09/21/20227.375	338,516		500,000
P2009023616	CarrolltonGA		04/06/20227.875	220,195		275,000
P2009023705	GranburyTX		03/30/20224.250	147,257		210,000
P2009025049	SpringdaleAR		11/30/20228.990	329,550		395,000
P2009023473	VisaliaCA		03/09/20225.625	306,248		395,000
P5220317300	Huntington BeachCA		05/18/20225.990	530,720		1,400,000
P5220317409	LAGUNA NIGUELCA		05/18/20226.250	585,750		1,075,000
P2009023257	DanburyCT		03/09/20226.375	502,910		562,000
P2009024329	TucsonAZ		07/13/20227.125	221,876		252,000
P5220620095	StockbridgeGA		09/07/20228.500	217,563		260,400
P2009025168	East HamptonCT		12/14/20229.875	282,022		385,000
P2009024663	LancasterCA		09/07/20227.990	329,490		375,000
P2009023513	CaldwellID		04/06/20226.250	309,791		372,990
P2009024376	West HavenCT		08/10/20227.750	407,113		488,000
P5220317487	Bonney LakeWA		06/02/20226.875	461,644		590,000
P5220922846	ClermontFL		12/14/20226.625	331,841		464,500
P5221024860	MiramarFL		12/14/20229.500	301,483		385,000
P4220721233	DavenportFL		10/05/20227.125	532,688		788,000
P2009023760	BaytownTX		04/20/20226.990	159,750		239,000
P5221024603	HohenwaldTN		12/14/20228.625	418,000		521,000
P4220317363	ClearwaterFL		05/18/20225.750	233,517		530,000
P4220620489	GreenvilleSC		09/07/20227.125	245,941		350,000
P5220923770	Webster CityIA		12/14/20229.875	312,574		400,000
P4220216292	MatthewsNC		04/20/20223.750	446,703		835,000
P4220821931	ClearwaterFL		10/19/20227.250	428,000		537,000
P2009023602	LOGANVILLEGA		04/20/20224.875	329,479		410,000
P5220822544	HAYDENID		11/02/20228.125	319,591		665,000
P4220216798	AtlantaGA		04/20/20224.500	388,860		658,000
P5220822504	HopkinsSC		10/19/20229.000	204,672		246,000
P4220821637	PinetopAZ		09/21/20226.875	371,782		520,000
P2009024731	HoustonTX		08/24/20228.875	244,112		305,000

ANNUAL STATEMENT FOR THE YEAR 2022 OF THE AMERICAN EQUITY INVESTMENT LIFE INSURANCE COMPANY

SCHEDULE B - PART 2

Showing All Mortgage Loans ACQUIRED AND ADDITIONS MADE During the Current Year

1	Location		4	5	6	7	8	9
	2	3						
Loan Number	City	State	Loan Type	Date Acquired	Rate of Interest	Actual Cost at Time of Acquisition	Additional Investment Made After Acquisition	Value of Land and Buildings
P5220317183	Fairview	NC		05/18/2022	7.250	204,480		365,000
P2009024531	Indianapolis	IN		08/24/2022	7.375	172,598		238,000
P2009023775	Cathedral City	CA		05/04/2022	4.990	340,735		550,000
P2009023514	Thousand Oaks	CA		04/06/2022	4.625	184,813		350,000
P5220317326	San Jose	CA		05/18/2022	6.500	792,330		1,200,000
P5220115898	Humble	TX		05/04/2022	7.250	123,588		185,000
P4220822147	Phoenix	AZ		10/05/2022	6.875	892,584		1,176,000
P2009023341	Elizabeth	NJ		03/09/2022	6.375	315,072		375,000
P5220821716	Tuscaloosa	AL		09/21/2022	7.500	173,097		225,000
P2009023605	Katy	TX		04/20/2022	5.875	241,944		408,000
P5220518780	Mountain Home	AR		07/27/2022	7.875	210,792		267,000
P5220923661	Gilbert	AZ		11/30/2022	8.375	612,639		660,000
P2009023774	Tillamook	OR		04/20/2022	5.990	203,478		255,000
P2009024718	Delran	NJ		10/19/2022	8.750	218,408		267,000
P2009024076	Suwanee	GA		07/13/2022	6.500	528,070		643,000
P4220317250	McDonough	GA		06/02/2022	5.625	736,020		790,000
P4220418104	West Palm Beach	FL		06/15/2022	7.750	169,958		228,000
P4220822022	Surprise	AZ		10/05/2022	7.625	1,062,660		1,400,000
P2009023632	Miami	FL		04/06/2022	6.875	478,963		620,000
P5220116068	Rio Rico	AZ		04/06/2022	6.990	169,514		240,000
P4221024835	Northville	MI		12/28/2022	8.990	552,969		675,000
P5220620189	Ashland	VA		08/24/2022	8.125	177,650		330,000
P4220317578	The Villages	FL		06/02/2022	6.375	287,743		341,017
P4220922816	Encino	CA		11/02/2022	6.990	765,563		1,000,000
P4220418068	Lexington	SC		06/15/2022	6.625	227,918		275,000
P2009024404	Gurnee	IL		08/24/2022	7.990	323,476		415,000
P2009024948	Tonopah	AZ		11/16/2022	8.990	361,422		560,000
P5220519125	Perris	CA		07/13/2022	6.625	265,736		555,000
P4220721500	Jacksonville	FL		11/02/2022	8.500	115,710		190,000
P4220316838	Gastonia	NC		05/04/2022	6.125	118,193		225,000
P2009025021	Hillsboro	OR		11/16/2022	6.750	644,731		805,000
P2009023299	Edgewater Park	NJ		03/09/2022	5.990	292,613		345,000
P5220923883	Newburgh	NY		12/14/2022	7.500	286,678		400,000
P4220216376	Peoria	AZ		04/20/2022	4.625	566,924		613,000
P2009023823	North Las Vegas	NV		05/04/2022	5.750	231,649		390,000
P4220924049	KISSIMMEE	FL		12/14/2022	7.990	818,318		990,000
P2009023749	San Diego	CA		05/04/2022	4.990	896,698		1,330,000
P4220822594	N MYRTLE BCH	SC		11/16/2022	6.750	198,991		335,000
P4220417845	Winter Garden	FL		09/07/2022	6.625	326,714		528,000
P5221125759	Bailey	CO		12/14/2022	8.375	169,764		705,000
P5220620343	Cottonwood	AZ		09/07/2022	7.990	614,460		735,000
P2009024960	Palm Springs	CA		10/05/2022	6.750	506,000		1,375,000
P2009023538	Arlington	TX		04/06/2022	6.875	194,551		219,000
P2009023715	Jersey City	NJ		03/30/2022	5.250	624,938		845,000
P2009023263	Dundalk	MD		03/09/2022	6.625	208,255		265,000
P2009024158	Stockton	CA		07/13/2022	7.375	510,376		570,000
P5220518786	Baltimore	MD		07/13/2022	6.300	113,863		185,000
P5220619860	Katy	TX		09/21/2022	8.750	263,750		316,000
P5220721434	Temecula	CA		09/21/2022	7.875	512,186		759,000
P2009024227	St Petersburg	FL		07/13/2022	6.500	1,370,316		1,568,000
P2009023593	Richmond	TX		04/06/2022	7.625	306,643		355,000
P5220923085	Richmond Hill	NY		11/02/2022	7.000	469,650		760,000
P5220115990	Sterling	VA		04/20/2022	3.625	342,716		467,000
P2009023660	Jacksonville	FL		03/30/2022	3.500	151,526		215,000
P5220317649	Scottsdale	AZ		05/18/2022	8.625	1,235,400		1,465,000

ANNUAL STATEMENT FOR THE YEAR 2022 OF THE AMERICAN EQUITY INVESTMENT LIFE INSURANCE COMPANY

SCHEDULE B - PART 2

Showing All Mortgage Loans ACQUIRED AND ADDITIONS MADE During the Current Year

1 Loan Number	Location		4 Loan Type	5 Date Acquired	6 Rate of Interest	7 Actual Cost at Time of Acquisition	8 Additional Investment Made After Acquisition	9 Value of Land and Buildings
	2 City	3 State						
P5221125876	Wedowee	AL		12/28/2022	8.875	251,651		335,000
P4220317015	Inlet Beach	FL		05/18/2022	5.625	1,234,727		1,600,000
P2009023999	Clearfield	UT		06/02/2022	6.875	417,810		470,005
P5220720824	Baltimore	MD		08/24/2022	7.732	731,665		795,000
P4220822477	Corona	CA		11/02/2022	7.990	974,779		1,042,172
P2009024497	Clarks Summit	PA		09/07/2022	7.500	164,419		211,000
P4220821790	Los Angeles	CA		10/05/2022	7.875	1,214,764		1,450,000
P5221024525	Oakwood	GA		11/30/2022	8.125	442,719		640,000
P2009024167	Modesto	CA		06/15/2022	6.990	351,009		423,000
P4220116166	DENVER	CO		05/04/2022	5.500	396,569		515,000
P2009024703	New Braunfels	TX		10/19/2022	8.875	284,877		415,000
P2009023250	Fredericksburg	VA		03/09/2022	5.500	212,865		290,000
P2009023588	Miami	FL		05/04/2022	5.125	813,435		978,000
P2009024813	Sacramento	CA		09/07/2022	7.250	322,541		550,000
P5220317562	Miami	FL		05/18/2022	5.875	600,718		1,150,000
P5220721363	Fontana	CA		09/21/2022	7.990	508,165		790,000
P2009023460	Carlsbad	CA		04/06/2022	4.625	957,317		1,555,000
P4220216240	Fort Mill	SC		04/20/2022	4.625	237,004		330,000
P5220821970	Oviedo	FL		10/05/2022	8.990	433,373		495,000
P2009024830	El Reno	OK		09/21/2022	7.250	189,719		251,000
P2009023333	Patterson	CA		03/09/2022	7.125	379,350		450,000
P2009024840	Weeki Wachee	FL		10/05/2022	7.500	440,114		605,000
P5221125461	Mountain Home	ID		12/14/2022	7.875	175,700		346,500
P2009023264	Silver Spring	MD		03/09/2022	5.750	450,429		545,000
P5220822520	Rickreall	OR		11/02/2022	6.990	888,070		1,154,000
P4220316852	Santa Rosa Beach	FL		04/20/2022	5.625	631,213		780,000
P5220822121	Sarasota	FL		10/05/2022	6.625	224,639		406,000
P2009024537	Indian Trail	NC		07/13/2022	7.990	384,560		463,000
P5220822749	Sugarloaf	CA		11/02/2022	7.250	172,210		350,000
P4220822172	Stephens City	VA		11/02/2022	7.250	344,284		415,000
P2009023550	EVERGREEN	CO		04/06/2022	5.250	636,037		720,000
P5220821755	Lompoc	CA		10/05/2022	6.990	364,854		595,000
P2009024193	Vacaville	CA		07/13/2022	6.990	871,342		1,072,000
P4220720712	Sarasota	FL		09/07/2022	6.875	200,356		518,000
P5220822291	Ponte Vedra Beach	FL		11/02/2022	6.625	309,618		590,000
P5220216419	Corpus Christi	TX		06/02/2022	5.990	181,776		268,000
P2009024651	Melrose Park	IL		08/24/2022	8.625	217,232		260,000
P5221024231	Herriman	UT		11/30/2022	8.875	1,007,511		1,185,000
P4220519429	Parker	CO		07/13/2022	6.990	779,950		950,000
P5220923214	Boulder	CO		12/14/2022	7.750	108,448		700,000
P4220822676	Las Vegas	NV		10/05/2022	7.500	413,368		577,500
P4220317513	Solvang	CA		06/02/2022	5.990	1,305,331		1,400,000
P2009024097	North Chesterfield	VA		07/27/2022	7.990	148,244		339,000
P5220923607	Poway	CA		12/14/2022	6.999	831,745		1,320,000
P2009023903	Memphis	TN		05/18/2022	5.375	229,181		250,000
P2009025062	HENDERSON	NV		12/14/2022	8.750	1,375,968		1,650,000
P4220620547	Flagstaff	AZ		08/10/2022	7.625	495,430		740,000
P5220923742	Riverside	CA		11/30/2022	7.490	233,084		630,000
P2009024682	Pittsburg	CA		09/07/2022	8.500	711,057		801,000
P4220923172	Cary	NC		11/30/2022	7.625	487,249		673,000
P2009023929	Miami Beach	FL		06/02/2022	6.125	904,743		1,150,000
P2009023969	Rosenberg	TX		06/15/2022	7.125	186,228		220,000
P5221024539	Las Vegas	NV		12/14/2022	7.750	279,645		415,000
P2009023771	Chino	CA		05/04/2022	4.500	352,243		650,000
P2009021610	Irvington	NJ		07/15/2022	5.625	1,205		230,000

ANNUAL STATEMENT FOR THE YEAR 2022 OF THE AMERICAN EQUITY INVESTMENT LIFE INSURANCE COMPANY

SCHEDULE B - PART 2

Showing All Mortgage Loans ACQUIRED AND ADDITIONS MADE During the Current Year

1 Loan Number	Location		4 Loan Type	5 Date Acquired	6 Rate of Interest	7 Actual Cost at Time of Acquisition	8 Additional Investment Made After Acquisition	9 Value of Land and Buildings
	2 City	3 State						
P2009023472	Pueblo	CO		04/06/2022	5.990	541,644		740,000
P5221126129	Laguna Niguel	CA		12/28/2022	8.375	1,049,388		2,050,000
P2009023378	Newark	NJ		03/09/2022	7.250	326,080		410,000
P5220923868	Katy	TX		12/28/2022	7.625	267,808		434,000
P5221024716	Lemont	IL		11/30/2022	7.750	131,950		260,000
P5220116161	GOLDEN	CO		04/20/2022	4.625	255,050		745,000
P4221025136	Minneola	FL		12/28/2022	8.625	235,125		604,000
P2009024290	Dundalk	MD		07/27/2022	9.250	186,191		235,000
P5220317092	Hemet	CA		05/18/2022	5.625	111,271		235,000
P5220923816	Calhoun	GA		11/30/2022	8.500	136,995		238,000
P2009024916	Big Bear	CA		11/02/2022	6.750	757,500		1,310,000
P2009023258	New Britain	CT		03/09/2022	6.625	166,361		188,000
P4211215642	Kalispell	MT		06/15/2022	5.375	507,060		695,000
P2009024685	Dallas	TX		09/07/2022	7.990	183,633		241,000
P5220518661	Port Orchard	WA		06/29/2022	6.500	428,972		695,000
P5220821961	Riviera Beach	FL		10/19/2022	8.990	174,720		224,000
P5220923666	Bethany	CT		12/14/2022	8.990	639,691		1,020,800
P2009024885	Naperville	IL		11/16/2022	8.500	442,704		715,000
P2009023591	Spring	TX		06/02/2022	4.250	207,904		575,900
P2009023583	New Lenox	IL		04/06/2022	6.500	274,432		328,000
P5220115886	Fort Myers	FL		03/09/2022	5.875	228,585		311,000
P4220317110	Delray Beach	FL		04/20/2022	5.375	258,348		365,000
P5220216264	ELLENWOOD	GA		03/09/2022	7.000	174,704		255,000
P5220721559	Athens	TX		10/19/2022	7.875	479,730		825,000
P5220821605	Auburn	WA		09/21/2022	8.990	581,024		670,000
P5220620429	Austin	TX		09/07/2022	7.990	676,345		1,285,000
P2009023942	Las Vegas	NV		05/18/2022	6.990	223,650		280,000
P2009025129	El Paso	TX		11/16/2022	9.500	207,694		265,000
P2009024154	Fresno	CA		06/15/2022	7.375	279,522		320,000
P4221125587	Elk Grove	CA		12/28/2022	7.990	321,411		535,000
P2009023566	Norwalk	CT		04/20/2022	7.375	385,200		450,000
P5220619737	Naples	FL		08/10/2022	7.625	421,200		455,000
P4220720838	West Bloomfield	MI		11/02/2022	6.750	1,262,033		1,857,000
P5220519148	Hialeah Gardens	FL		09/07/2022	7.625	395,563		425,000
P5220720692	Dothan	AL		10/05/2022	8.875	205,688		220,000
P5220822619	Seward	NE		11/16/2022	7.875	259,800		420,000
P2009025208	Port St Lucie	FL		12/14/2022	10.875	356,867		457,000
P4220115762	Livermore	CO		03/09/2022	4.500	453,488		637,000
P4220720909	Duncan	SC		10/05/2022	7.500	176,515		228,000
P5220720573	Katy	TX		09/21/2022	6.750	149,388		340,000
P2009024625	Plainfield	IL		08/24/2022	6.750	184,486		467,000
P4220922857	Chattanooga	TN		12/14/2022	9.375	134,832		185,000
P4220720641	Mays Landing	NJ		10/05/2022	7.750	347,592		435,000
P5220518909	Wolfforth	TX		07/27/2022	6.875	1,160,710		1,625,000
P4220822257	Washington	DC		10/19/2022	7.750	158,414		225,000
P4220721238	Homestead	FL		10/05/2022	7.875	392,603		540,000
P2009023612	San Tan Valley	AZ		05/04/2022	6.750	273,203		395,000
P4220721267	San Francisco	CA		10/05/2022	8.875	1,560,000		1,800,000
P2009023244	Fredericksburg	VA		03/09/2022	6.125	283,289		325,000
P2009023482	Ewing	NJ		04/06/2022	7.375	202,893		240,000
P5221024267	Brookfield	CT		12/28/2022	10.500	415,048		540,000
P5221024774	Lemont	IL		11/30/2022	7.875	144,984		225,000
P4220317150	Carlsbad	CA		05/18/2022	5.375	1,710,914		2,210,000
P4220822259	Townsend	DE		10/05/2022	7.990	1,206,400		1,450,000
P2009024484	Hyattsville	MD		07/13/2022	8.875	360,198		425,000

ANNUAL STATEMENT FOR THE YEAR 2022 OF THE AMERICAN EQUITY INVESTMENT LIFE INSURANCE COMPANY

SCHEDULE B - PART 2

Showing All Mortgage Loans ACQUIRED AND ADDITIONS MADE During the Current Year

1	Location		4	5	6	7	8	9
	2	3						
Loan Number	City	State	Loan Type	Date Acquired	Rate of Interest	Actual Cost at Time of Acquisition	Additional Investment Made After Acquisition	Value of Land and Buildings
P5220721281	Truth Or ConsequencesNM		09/21/20228.375	148,928		179,000
P2009024969	katyTX		11/30/20228.500	255,998		285,990
P2009023848	PhoenixAZ		05/18/20227.375	746,831		825,000
P2009023939	LancasterCA		05/18/20228.750	368,224		461,000
P4220317149	PlacervilleCA		05/04/20226.625	924,714		965,000
P4220923931	HowellMI		12/14/20227.875	224,461		271,000
P5221125394	CAPE CORALFL		12/14/20228.000	378,818		480,000
P5220822372	EncinoCA		10/19/20227.250	273,182		380,000
P5220923353	Little RockAR		11/16/20228.87587,731		108,000
P2009023512	MagnaUT		04/20/20224.750	243,142		368,000
P5220620211	Fort WashingtonMD		09/07/20228.250	647,487		887,000
P2009024590	AnaheimCA		08/24/20226.875	487,628		1,020,000
P2009024950	BudaTX		10/19/20228.990	357,760		470,000
P2009024937	BentonvilleVA		10/19/20228.500	170,819		455,000
P5220720669	DaphneAL		08/24/20228.990	228,495		281,000
P2009023947	AdelphiMD		05/18/20226.500	457,262		540,000
P2009021618	BrandonFL		10/17/20225.500		831	240,000
P5220216327	GilbertAZ		05/04/20226.875	409,681		780,000
P2009024992	DoverFL		12/14/20228.375	424,285		610,000
P8220500005	HerculesCA		08/10/20226.125	485,112		1,183,546
P2009023561	MiamiFL		05/18/20224.990	235,626		323,000
P2009024294	BaltimoreMD		08/10/20227.500	208,646		235,000
P2009023484	HawthorneNJ		04/20/20226.375	267,500		320,000
P2009023809	AnnandaleVA		04/20/20226.125	479,250		645,000
P5220720610	Los AngelesCA		09/07/20228.500	712,780		1,150,000
P2009023515	OswegoIL		05/04/20226.500	318,147		470,000
P4220216319	RosevilleCA		03/09/20225.500	157,500		515,000
P2009025096	Simi ValleyCA		11/02/20226.875	606,000		1,265,000
P4220620344	ParkerCO		09/07/20228.250	1,293,188		1,400,000
P2009024038	Thousand OaksCA		06/15/20227.875	406,027		605,000
P2009023601	FishersIN		05/04/20224.500	2,456,852		3,000,000
P5220821671	MiamiFL		10/19/20226.750	418,396		640,000
P2009024518	Black Cyn CtyAZ		07/27/20227.250	745,518		900,000
P4220821630	PeoriaAZ		10/05/20227.990	445,842		535,000
P2009023298	SterlingVA		03/09/20226.250	277,659		378,000
P4220922754	San FranciscoCA		10/19/20226.750	2,466,750		3,250,000
P5220216810	Belvedere TiburonCA		05/18/20225.125	1,807,168		2,950,000
P2009024096	Uppr MarlboroMD		09/07/20227.500	209,871		492,000
P4220721557	CoronaCA		09/21/20228.750	738,140		850,000
P2009023312	Saint GeorgeUT		03/09/20224.750	240,611		312,000
P4220216412	Co SpgsCO		04/20/20224.625	331,485		590,000
P2009024884	McloudOK		09/21/20227.375	308,489		450,000
P5220316934	KnoxvilleTN		05/04/20228.000	640,704		752,000
P5221125882	HurricaneUT		12/28/20228.375	672,195		810,000
P2009023618	ShepherdTX		04/06/20226.375	400,144		510,000
P5221024584	Long BeachCA		11/30/20227.875	304,721		650,000
P5221024166	HIALEAHFL		11/30/20227.750	707,875		800,000
P5220519250	ParkerCO		08/10/20226.250	2,000,122		2,700,000
P5220216494	GreenacresFL		04/20/20224.875	103,740		135,000
P5221024398	LittletonCO		12/14/20227.375	682,623		870,000
P2009025046	NewarkNJ		11/02/20229.875	455,956		546,000
P4220317710	Palm DesertCA		06/02/20225.990	410,263		800,000
P5220721152	OrlandoFL		09/07/20227.625	253,895		385,000
P2009024921	West CovinaCA		10/19/20226.750	182,436		905,000
P2009024387	ParkerCO		07/27/20227.625	1,521,021		1,700,000

ANNUAL STATEMENT FOR THE YEAR 2022 OF THE AMERICAN EQUITY INVESTMENT LIFE INSURANCE COMPANY

SCHEDULE B - PART 2

Showing All Mortgage Loans ACQUIRED AND ADDITIONS MADE During the Current Year

1	Location		4	5	6	7	8	9
	2	3						
Loan Number	City	State	Loan Type	Date Acquired	Rate of Interest	Actual Cost at Time of Acquisition	Additional Investment Made After Acquisition	Value of Land and Buildings
P5220619577	Liberty TownshipOH		08/10/2022	8.750	200,850		390,000
P2009025182	COLORADO SPRINGSCO		11/30/2022	9.990	556,050		641,000
P4220216607	CharlestonSC		04/06/2022	6.125	676,543		800,000
P5220923549	StocktonCA		11/02/2022	7.500	683,239		750,000
P4220417991	Bermuda DunesCA		05/18/2022	5.875	508,620		1,165,000
P4220821584	MuskegonMI		10/05/2022	8.990	91,520		132,000
P2009023889	DenisonTX		06/02/2022	5.750	157,926		270,000
P4220821856	Sugarloaf KeyFL		10/19/2022	6.750	880,669		1,125,000
P5220822263	MariettaGA		10/19/2022	7.250	311,922		465,000
P5220216537	PoulsboWA		04/20/2022	4.875	465,633		700,000
P5220720961	AthensTX		09/21/2022	6.875	490,180		1,096,000
P4220317466	NorthSC		06/15/2022	6.990	340,800		410,000
P2009024228	SummervilleSC		06/15/2022	9.250	215,551		270,000
P2009025189	Falls ChurchVA		11/30/2022	9.990	390,569		625,000
P4220317663	Santa AnaCA		05/18/2022	7.875	1,344,296		1,485,000
P4220316919	MiamiFL		04/20/2022	7.500	119,813		125,000
P5220923199	AtlantaGA		12/14/2022	6.999	196,026		240,000
P5220216567	AnnapolisMD		05/04/2022	5.375	103,483		303,000
P4220922786	PhiladelphiaPA		11/02/2022	7.990	503,713		610,000
P2009024977	AuroraCO		10/19/2022	7.500	254,800		475,000
P4220822355	BendOR		11/30/2022	6.625	751,035		1,390,000
P4220418393	FresnoCA		06/02/2022	7.990	489,017		511,000
P4220216556	Key LargoFL		03/30/2022	5.750	473,978		500,000
P2009024544	MooreOK		09/07/2022	8.875	213,897		278,000
P2009024428	N ChesterfieldVA		07/13/2022	8.375	211,868		276,000
P4220923475	MEMPHISTN		11/30/2022	8.500	182,595		254,000
P2009023737	New OrleansLA		03/30/2022	5.000	139,380		200,000
P2009023996	HoustonTX		07/13/2022	7.875	235,683		266,000
P5221024565	Flower MoundTX		12/14/2022	8.000	359,461		645,000
P5220821622	Las VegasNV		09/21/2022	7.500	368,196		500,000
P2009023701	ClevelandOH		03/30/2022	3.750	151,290		230,000
P2009024091	Fair LawnNJ		06/15/2022	6.875	492,527		590,000
P5220417925	KatyTX		07/27/2022	6.250	185,264		283,000
P5220721511	HanfordCA		10/05/2022	8.500	212,785		300,000
P5221025061	BlaineTN		12/28/2022	8.375	393,539		478,000
P2009023891	Salt Lake CityUT		05/18/2022	5.875	209,824		375,023
P5220821836	ZephyrhillsFL		11/02/2022	7.990	175,757		406,000
P2009023540	Owings MillsMD		04/20/2022	6.750	291,040		340,000
P4220115777	MelbourneFL		03/09/2022	4.500	1,325,784		1,500,000
P5220417805	Hampton BaysNY		06/02/2022	7.000	555,930		870,000
P2009024809	Los AngelesCA		10/19/2022	6.990	1,764,902		2,200,000
P2009023700	HoustonTX		03/30/2022	5.000	114,130		210,000
P5220721504	EsteroFL		08/24/2022	6.875	707,404		885,000
P2009024832	BrightonTN		11/16/2022	8.125	1,312,690		1,580,000
P5220317265	San JoseCA		05/18/2022	5.625	734,258		1,700,000
P5220822161	Las VegasNV		11/16/2022	6.990	352,170		510,000
P2009023437	BAKERSFIELDCA		03/09/2022	7.625	232,425		250,000
P2009023730	AuroraIL		03/30/2022	4.000	214,366		327,000
P2009024147	AdelphiMD		06/15/2022	8.125	308,315		390,000
P4220317010	OcalaFL		04/20/2022	7.375	182,115		190,000
P5220216310	TempeAZ		05/04/2022	5.375	209,453		320,000
P4220923280	ClarksvilleTN		11/02/2022	7.375	188,258		230,000
P5220115962	Palm CityFL		04/06/2022	7.750	598,412		660,000
P5220821964	Discovery BayCA		11/02/2022	6.990	364,309		671,000
P5220619972	SacramentoCA		08/10/2022	8.625	1,111,620		1,200,000

ANNUAL STATEMENT FOR THE YEAR 2022 OF THE AMERICAN EQUITY INVESTMENT LIFE INSURANCE COMPANY

SCHEDULE B - PART 2

Showing All Mortgage Loans ACQUIRED AND ADDITIONS MADE During the Current Year

1	Location		4	5	6	7	8	9
	2	3						
Loan Number	City	State	Loan Type	Date Acquired	Rate of Interest	Actual Cost at Time of Acquisition	Additional Investment Made After Acquisition	Value of Land and Buildings
P2009025067	Asheville	NC		11/16/2022	6.875	171,455		364,000
P4220721556	Morrison	CO		10/05/2022	7.375	309,807		570,000
P4220317233	Aiken	SC		06/02/2022	5.250	508,293		700,000
P2009024984	Lindsay	CA		10/19/2022	6.750	457,256		751,000
P2009024982	Kansas City	MO		11/02/2022	8.375	195,276		241,000
P2009024789	Danbury	CT		10/19/2022	8.750	248,497		320,000
P4220821936	Grand Prairie	TX		10/05/2022	8.990	217,672		310,000
P2009023864	Kent	WA		05/04/2022	4.750	638,782		1,000,000
P4220317747	Miami	FL		06/02/2022	6.750	268,559		390,000
P2009024737	Houston	TX		08/24/2022	10.250	199,804		260,000
P5220317219	Miami	FL		05/18/2022	5.250	192,224		550,000
P4220216344	Davenport	FL		07/27/2022	6.990	269,824		410,000
P5221025199	Hamilton	NJ		12/14/2022	7.750	143,428		270,000
P2009023982	Key Largo	FL		05/18/2022	5.875	457,610		666,963
P4220821894	Tustin	CA		11/02/2022	7.250	577,271		965,000
P2009024338	Blythewood	SC		07/13/2022	6.125	327,006		430,000
P5220922835	Davenport	FL		10/19/2022	6.875	289,807		415,000
P5220619997	Catonsville	MD		09/07/2022	9.250	718,327		768,000
P5220216572	Colorado Springs	CO		04/20/2022	4.875	217,295		490,000
P5220620474	Aptos	CA		08/10/2022	6.750	1,909,005		2,650,000
P5220317351	Penryn	CA		05/18/2022	6.250	986,723		1,090,000
P5220821911	Silverhill	AL		11/02/2022	8.990	249,463		304,000
P5220519106	North Port	FL		07/13/2022	8.750	305,280		427,000
P4220216531	Providence	RI		04/20/2022	4.990	406,050		460,000
P5220720664	Atlanta	GA		09/07/2022	7.750	153,836		228,000
P2009024191	Mesa	AZ		07/13/2022	7.875	255,459		351,000
P5221025201	Orlando	FL		12/14/2022	7.750	1,025,823		1,400,000
P5220620425	North Las Vegas	NV		09/07/2022	8.750	328,986		460,000
P5220721517	Houston	TX		09/21/2022	6.875	202,716		305,000
P5220822628	Orange Beach	AL		11/02/2022	6.875	2,068,761		3,200,000
P4220923068	Destin	FL		11/02/2022	6.990	317,443		795,000
P4220116121	Melbourne	FL		03/30/2022	5.500	132,094		180,000
P2009023553	Hyattsville	MD		04/20/2022	6.500	284,630		355,000
P5220923322	Eagle	ID		11/30/2022	8.990	731,026		1,000,000
P5220116038	Leeds	ME		05/18/2022	6.250	103,875		154,000
P5221024470	Springdale	AR		12/14/2022	8.250	577,177		710,000
P5220418010	Atlanta	GA		07/27/2022	7.750	450,012		652,000
P5220923417	FONTANA	CA		11/02/2022	7.125	549,378		735,000
P2009024364	Doral	FL		07/27/2022	6.375	487,278		650,000
P2009025117	Indian Rocks Beach	FL		11/30/2022	7.990	298,772		381,500
P4221024385	MIAMI	FL		11/30/2022	7.375	965,482		1,185,000
P2009023669	Lindenwold	NJ		03/30/2022	4.250	114,074		174,000
P2009024583	Glen Burnie	MD		07/27/2022	6.500	150,938		350,000
P5220721369	Winder	GA		09/21/2022	8.990	216,270		246,000
P2009024085	Orlando	FL		07/13/2022	6.500	278,124		340,000
P2009023916	Bradenton	FL		05/18/2022	5.875	218,868		278,000
P5221125757	Annapolis	MD		12/14/2022	8.250	418,149		485,000
P5220721055	Miami	FL		09/07/2022	7.250	280,075		370,000
P4220116142	San Juan Capistrano	CA		03/30/2022	4.875	1,833,217		6,850,000
P2009023659	Gainesville	FL		03/30/2022	4.000	116,281		200,000
P4220620447	Arlington	TX		09/07/2022	7.625	208,933		295,000
P5220822346	RANGELEY	ME		10/19/2022	8.500	185,194		255,000
P2009024226	Rock Hill	SC		07/13/2022	6.375	227,797		340,000
P4220619719	Etna	WY		10/05/2022	8.250	575,219		615,000
P5220620298	Riverside	CA		09/07/2022	8.500	438,634		615,000

ANNUAL STATEMENT FOR THE YEAR 2022 OF THE AMERICAN EQUITY INVESTMENT LIFE INSURANCE COMPANY

SCHEDULE B - PART 2

Showing All Mortgage Loans ACQUIRED AND ADDITIONS MADE During the Current Year

1	Location		4	5	6	7	8	9
	2	3						
Loan Number	City	State	Loan Type	Date Acquired	Rate of Interest	Actual Cost at Time of Acquisition	Additional Investment Made After Acquisition	Value of Land and Buildings
P4220922758	DenverCO		11/02/2022	6.750	305,100		865,000
P4221024406	COLORADO SPRINGSCO		12/14/2022	7.625	1,548,105		3,600,000
P4221024568	ChatsworthGA		12/14/2022	10.500	218,980		381,000
P2009024109	PiedmontSC		06/15/2022	6.125	236,426		363,000
P5220216523	SarasotaFL		04/20/2022	4.990	516,745		1,350,000
P5220720787	Citrus HeightsCA		09/21/2022	8.250	352,341		525,000
P5220216336	SuffolkVA		05/04/2022	6.000	1,059,684		1,245,000
P5220317005	WINSTON SALEMNC		07/13/2022	8.875	275,096		351,000
P5220822483	TampaFL		10/19/2022	8.875	364,056		470,000
P2009024675	MiamiFL		09/21/2022	8.375	676,158		730,000
P5220923377	DesotoTX		11/16/2022	8.750	182,875		280,000
P5220116090	HIACLEAHFL		05/04/2022	5.875	144,877		225,000
P2009024946	SummervilleSC		11/16/2022	8.990	284,280		370,000
P5220720628	Las VegasNV		08/24/2022	8.875	1,998,563		2,250,000
P5221024527	OakwoodGA		12/14/2022	8.125	443,262		625,000
P5220619753	HatfieldPA		08/24/2022	8.625	256,025		425,000
P2009024923	Bonita SpgsFL		11/30/2022	7.625	397,557		600,000
P4221024489	DallasTX		12/14/2022	9.750	1,551,825		1,870,000
P4220822534	Spring HillFL		11/02/2022	8.990	261,250		369,000
P2009023750	CinnaminsonNJ		04/20/2022	7.875	431,325		450,000
P2009024953	NewarkNJ		10/19/2022	8.990	245,566		320,000
P4220116128	SarasotaFL		04/20/2022	5.375	268,640		358,000
P2009024758	AubreyTX		10/19/2022	8.990	493,699		545,000
P5221024255	HoustonTX		12/28/2022	8.375	359,170		510,000
P2009024592	StaffordVA		07/27/2022	7.990	395,271		445,000
P2009024131	DallasTX		08/10/2022	7.125	148,506		180,000
P5220721399	FredericksburgTX		09/21/2022	6.947	453,973		504,000
P2009023614	North Las VegasNV		04/06/2022	6.990	331,455		365,000
P2009024691	SouthavenMS		09/07/2022	8.625	304,673		355,000
P5220923590	MiamiFL		12/14/2022	6.875	659,887		915,000
P2009023469	StaffordVA		04/20/2022	5.125	183,351		257,000
P2009024858	GlenviewIL		10/19/2022	8.750	322,712		368,000
P2009023714	Joshua TreeCA		03/30/2022	4.000	282,623		550,000
P4220620371	OaklandCA		09/07/2022	7.250	374,424		490,000
P5220518716	RiverdaleGA		08/24/2022	7.500	114,063		240,000
P2009023470	North LauderdaleFL		04/06/2022	5.500	171,588		185,000
P4220417825	BrightonCO		06/15/2022	6.250	615,785		965,000
P2009023505	SacramentoCA		05/04/2022	4.125	253,708		500,000
P5220821940	DavieFL		10/19/2022	6.875	1,642,747		2,058,000
P4220923336	Boca RatonFL		11/16/2022	6.990	368,650		717,000
P5221025245	AllenTX		12/14/2022	8.990	509,046		650,000
P5220821776	NeedlesCA		09/21/2022	8.990	109,200		140,000
P5220316846	Huber HeightsOH		05/04/2022	6.750	343,537		411,000
P5221025067	Center BarnsteadNH		12/14/2022	10.125	243,528		292,000
P4220619592	BloomingtonIN		09/21/2022	6.990	262,413		368,000
P2009024902	MontgomeryTX		09/21/2022	8.625	141,960		195,000
P5220418195	West ChicagoIL		06/29/2022	7.990	298,200		370,000
P5220822683	MOUNT PLEASANTSC		11/02/2022	9.375	1,381,837		1,470,000
P4221024605	New BraunfelsTX		12/14/2022	8.125	328,252		410,000
P4220619776	ParklandFL		09/07/2022	6.500	550,841		700,000
P2009023907	LoomisCA		05/04/2022	5.500	994,172		1,515,000
P2009023728	TuckerGA		03/30/2022	5.000	106,050		220,000
P2009024524	Buffalo GroveIL		08/10/2022	7.990	181,969		205,000
P2009024998	AuburnWA		12/14/2022	7.500	634,122		769,500
P2009023764	BaltimoreMD		04/06/2022	7.625	229,787		271,000

ANNUAL STATEMENT FOR THE YEAR 2022 OF THE AMERICAN EQUITY INVESTMENT LIFE INSURANCE COMPANY

SCHEDULE B - PART 2

Showing All Mortgage Loans ACQUIRED AND ADDITIONS MADE During the Current Year

1	Location		4	5	6	7	8	9
	2	3						
Loan Number	City	State	Loan Type	Date Acquired	Rate of Interest	Actual Cost at Time of Acquisition	Additional Investment Made After Acquisition	Value of Land and Buildings
P5221025241	Braselton	GA	12/28/2022	9.500	1,539,045	1,900,000
P2009024887	Los Angeles	CA	09/21/2022	8.750	884,000	1,700,000
P4220216500	CANTON	MI	03/30/2022	4.990	475,877	505,000
P2009023314	King City	CA	03/09/2022	6.625	423,690	469,000
P5220115992	Sterling	VA	04/20/2022	3.625	381,953	515,000
P2009023494	Fremont	CA	04/06/2022	3.500	1,875,409	2,900,000
P5220519229	San Antonio	TX	07/27/2022	8.625	206,622	275,000
P2009023695	Miami	FL	03/30/2022	3.500	240,002	340,000
P4220620179	Johnson City	TX	09/07/2022	7.625	315,526	1,200,000
P5220821822	Coldwater	MS	10/19/2022	8.990	415,772	525,000
P2009024299	Austin	TX	09/07/2022	6.875	239,520	500,000
P4221024395	Clarksville	TN	12/14/2022	7.625	189,441	230,000
P2009023293	Sandia	TX	03/09/2022	5.500	345,567	469,000
P2009023663	Rome	GA	03/30/2022	4.000	107,349	155,000
P4220317033	Pittsboro	NC	05/04/2022	7.375	346,125	650,000
P4220116168	DENVER	CO	05/04/2022	5.625	515,293	660,000
P5220721229	Mars	PA	11/02/2022	7.875	618,736	790,000
P4220317003	Bonita Springs	FL	06/02/2022	5.125	329,261	732,000
P2009023960	Westminster	CA	05/18/2022	6.125	487,577	1,050,000
P2009023328	Plainfield	IL	03/09/2022	6.250	252,061	320,000
P5220116179	Oakley	CA	05/18/2022	6.125	947,398	1,367,000
P5220923432	LOS ANGELES	CA	11/02/2022	9.250	357,483	600,000
P5220721470	Kingsport	TN	10/05/2022	8.750	320,008	365,000
P4220115792	Aventura	FL	04/20/2022	4.875	272,577	350,000
P5220822059	Denver	CO	10/05/2022	7.990	992,015	1,250,000
P2009023755	Berlin	MD	04/06/2022	5.750	310,597	369,900
P2009024487	West Palm Bch	FL	08/24/2022	6.375	151,388	200,000
P5220519448	Kittrell	NC	10/05/2022	7.990	221,088	290,000
P2009023668	Marietta	GA	03/30/2022	5.000	114,004	248,000
P2009023345	Baltimore	MD	03/09/2022	5.625	178,666	257,000
P5220216679	Colorado Springs	CO	04/20/2022	6.750	108,536	147,000
P5220216821	Chicago	IL	04/20/2022	6.375	423,338	550,000
P5220923519	Newton	NJ	12/14/2022	9.500	279,002	300,000
P5220216634	Athens	GA	05/04/2022	6.750	184,352	231,000
P2009024639	N Las Vegas	NV	08/10/2022	6.875	343,763	445,000
P4221025128	Eden Prairie	MN	11/30/2022	9.125	1,016,018	1,320,000
P5220216685	Reunion	FL	05/04/2022	5.125	191,192	305,000
P5220518694	ELIZABETHTON	TN	07/27/2022	7.625	104,814	173,000
P4220317298	Castle Rock	CO	05/18/2022	6.990	667,964	940,000
P2009023797	Douglasville	GA	05/18/2022	6.875	273,971	343,000
P5220822044	DAYTONA BEACH	FL	11/16/2022	8.375	505,051	545,000
P2009023600	Pasadena	CA	04/20/2022	5.500	619,530	965,000
P5220316941	Paradise Valley	AZ	05/18/2022	5.500	2,610,121	3,600,000
P5221025053	MIAMI	FL	12/14/2022	8.625	1,567,500	1,900,000
P5220922958	College Station	TX	11/16/2022	7.625	157,617	245,000
P4220317153	Dalton	GA	05/18/2022	6.375	658,758	749,000
P5220519073	Annapdale	VA	10/05/2022	7.250	747,429	1,275,000
P4220317520	St Petersburg	FL	05/18/2022	6.125	237,058	320,000
P5221024830	Carlton	OR	12/28/2022	7.750	271,631	440,000
P5220822126	Largo	FL	11/02/2022	6.990	151,675	415,000
P2009023571	Loxahatchee	FL	04/06/2022	5.750	606,741	690,000
P2009023628	Garfield	NJ	05/04/2022	6.750	566,624	710,000
P2009024043	Leander	TX	06/15/2022	7.750	385,325	470,000
P4220418502	Charlotte	NC	09/21/2022	8.625	577,363	650,000
P5221024611	Cedar Lake	IN	12/14/2022	10.250	364,866	520,000

ANNUAL STATEMENT FOR THE YEAR 2022 OF THE AMERICAN EQUITY INVESTMENT LIFE INSURANCE COMPANY

SCHEDULE B - PART 2

Showing All Mortgage Loans ACQUIRED AND ADDITIONS MADE During the Current Year

1	Location		4	5	6	7	8	9
	2	3						
Loan Number	City	State	Loan Type	Date Acquired	Rate of Interest	Actual Cost at Time of Acquisition	Additional Investment Made After Acquisition	Value of Land and Buildings
P2009024449	QuincyWA	08/10/20226.375	350,936	613,000
P5220418059	NorfolkVA	07/27/20228.500	126,821	160,000
P5220822164	BirminghamAL	11/30/20227.990	138,897	210,000
P5220619765	BirminghamAL	09/21/20227.875	178,416	215,000
P2009025035	KatyTX	11/16/20228.990	341,658	387,000
P5220518792	ColliervilleTN	07/13/20228.625	346,245	410,000
P5220317189	MulberryFL	04/20/20225.875	109,386	142,000
P2009024557	ChesterVA	08/24/20227.625	165,573	213,000
P4220216804	Boca RatonFL	05/04/20225.500	374,842	444,000
P2009023629	HiramGA	04/06/20227.990	288,260	300,000
P2009025157	American ForkUT	12/14/20227.375	408,831	542,000
P5220620306	OrlandoFL	11/02/20227.990	94,255	145,000
P5220821848	DurantOK	11/02/20226.875	101,121	259,900
P5220923996	MIAMIFL	11/30/20229.375	697,144	800,000
P5220821753	AtlantaGA	10/05/20228.375	514,490	660,000
P4220721137	LoudonTN	08/24/20227.990	1,110,844	1,440,000
P4220922950	Los AngelesCA	11/02/20226.625	1,768,763	2,335,000
P2009025165	DecaturTX	11/30/20229.375	560,381	715,000
P5221025270	LaurelMD	12/14/20228.250	436,724	565,000
P5220519210	Jurupa ValleyCA	08/10/20226.875	767,383	830,000
P4220216237	JeffersonCO	05/18/20224.750	467,131	560,000
P4220821832	HixonTN	11/02/20228.990	1,324,470	1,500,000
P2009025118	HoustonTX	12/14/20226.990	950,770	1,244,000
P4211215519	DavenportFL	11/16/20228.500	385,662	640,000
P2009023842	BaltimoreMD	05/04/20226.750	164,464	195,000
P5220923634	LoganvilleGA	11/02/20229.375	1,272,432	1,400,000
P5220720986	BeltonTX	10/19/20228.750	331,566	399,900
P5220115738	Ormond BeachFL	03/09/20224.125	150,347	453,000
P2009024525	Round Lk BchIL	09/07/20227.990	219,875	250,000
P2009023528	PlanoIL	04/06/20226.990	260,104	325,000
P4220822476	ENCINOCA	10/19/20227.375	3,103,500	4,700,000
P5221024550	OaklandCA	11/30/20227.500	256,300	875,000
P2009023839	Church HillMD	06/02/20225.990	210,405	339,000
P4220822446	TequestaFL	11/02/20226.750	839,025	1,400,000
P4220620137	KissimmeeFL	09/07/20227.750	725,642	940,000
P4221024949	WeddingtonNC	12/28/20229.990	1,395,075	1,790,000
P2009024211	GreensboroMD	10/19/20228.750	274,319	340,000
P4220822101	San JoseCA	10/05/20226.625	796,950	1,050,000
P5221125661	ShreveportLA	12/28/20229.250	132,870	230,000
P2009024880	AzusaCA	10/05/20227.625	332,559	880,000
P2009024313	OceansideCA	07/27/20226.250	309,609	510,000
P5220115782	KNOXVILLETN	03/09/20226.375	392,642	418,000
P2009023658	Long BranchNJ	03/30/20223.750	562,383	985,000
P5221125761	Hoffman EstatesIL	12/14/20228.500	270,406	323,000
P5221024718	MonroeCT	11/30/20227.625	151,762	359,000
P4220619867	AtlantaGA	08/10/20227.990	324,450	360,000
P2009024991	San JoseCA	10/05/20224.500	718,968	1,190,000
P5220216329	PhoenixAZ	03/30/20224.990	245,775	469,000
P5221024617	North Myrtle BeachSC	12/28/20228.250	375,309	497,000
P5220721568	WallisTX	12/14/20228.990	806,934	990,000
P2009023284	TrentonNJ	03/09/20226.250	104,276	125,000
P2009025175	TacomaWA	12/14/202210.375	450,472	575,000
P5220923710	WaterburyCT	11/16/20228.740	132,088	160,000
P2009023988	RichmondTX	06/02/20226.750	523,197	719,088
P2009023984	TampaFL	06/02/20226.375	336,485	438,000

ANNUAL STATEMENT FOR THE YEAR 2022 OF THE AMERICAN EQUITY INVESTMENT LIFE INSURANCE COMPANY

SCHEDULE B - PART 2

Showing All Mortgage Loans ACQUIRED AND ADDITIONS MADE During the Current Year

1	Location		4	5	6	7	8	9
	2	3						
Loan Number	City	State	Loan Type	Date Acquired	Rate of Interest	Actual Cost at Time of Acquisition	Additional Investment Made After Acquisition	Value of Land and Buildings
P4221024847	Castle Rock	CO		11/30/2022	8.875	469,368		572,400
P2009024965	WINTER HAVEN	FL		12/14/2022	7.750	267,785		354,991
P5220821858	Schertz	TX		09/21/2022	6.750	184,197		330,000
P5220216429	Zion	IL		04/20/2022	6.750	158,895		165,000
P2009023282	Merced	CA		03/09/2022	5.875	572,656		680,000
P2009024897	Downey	CA		10/05/2022	8.125	396,240		655,000
P2009024448	Phoenix	AZ		08/10/2022	6.750	221,130		365,000
P5221024362	Katy	TX		12/14/2022	8.375	365,817		461,000
P5220923714	Lakewood	WA		12/28/2022	8.990	545,333		690,000
P5220620498	Columbus	OH		09/07/2022	6.875	408,071		575,000
P2009024814	Los Angeles	CA		08/24/2022	6.990	1,893,228		2,450,000
P5220923032	Brighton	CO		11/16/2022	7.125	650,100		828,000
P2009024564	Doraville	GA		07/27/2022	6.750	448,514		555,000
P2009023892	San Jose	CA		05/04/2022	4.750	921,524		1,300,000
P2009023347	Germantown	MD		03/09/2022	5.875	311,685		350,000
P5220721163	Las Vegas	NV		09/21/2022	7.250	281,730		400,000
P4220418106	Madera	CA		05/18/2022	7.990	608,979		650,000
P5220619670	Orange	TX		08/10/2022	7.125	348,561		380,000
P2009025086	Passaic	NJ		11/16/2022	11.250	430,622		586,000
P4220216694	Jacksonville	FL		05/18/2022	5.990	787,701		1,002,000
P2009024471	Las Vegas	NV		07/27/2022	6.500	489,076		605,000
P2009023885	Lillington	NC		05/04/2022	6.875	248,735		277,000
P4220822212	LAKE PLACID	FL		11/16/2022	7.625	381,707		570,000
P2009023682	Philadelphia	PA		03/30/2022	4.000	103,779		165,000
P2009023710	Fort Worth	TX		03/30/2022	5.000	141,230		200,000
P2009024576	Thornton	CO		08/10/2022	7.750	523,698		594,000
P5220822262	Jonesboro	AR		10/19/2022	8.125	112,320		135,000
P4220115998	Telford	PA		04/20/2022	4.375	297,845		415,000
P2009024086	Rancho Palos Verdes	CA		06/15/2022	5.990	1,610,679		3,000,000
P2009024306	Pasadena	MD		07/13/2022	7.625	324,761		362,000
P5220923542	La Vergne	TN		12/14/2022	8.875	263,198		362,000
P5220821846	Eureka	CA		10/05/2022	6.990	246,740		365,500
P5220316927	Irving	TX		05/18/2022	6.500	221,320		260,000
P2009024927	Magnolia	TX		11/16/2022	8.990	276,580		360,000
P2009024082	Austin	TX		10/19/2022	6.250	795,600		1,000,000
P4220216254	Fort Mill	SC		04/20/2022	4.625	192,493		265,000
P5220316909	Medley	FL		05/04/2022	5.375	410,659		595,000
P2009024208	Albemarle	NC		07/13/2022	7.500	680,484		776,000
P4220923151	Brigantine	NJ		11/16/2022	8.990	2,167,025		3,100,000
P2009024967	Buckeye	AZ		11/30/2022	8.375	627,251		700,000
P4220317218	Studio City	CA		04/20/2022	5.375	1,637,881		1,875,000
P2009024540	Indian Trail	NC		07/27/2022	7.500	366,887		475,000
P2009023865	Rancho Cordova	CA		05/18/2022	6.375	346,150		600,000
P2009023831	Stafford	VA		05/04/2022	6.750	212,817		310,000
P2009023551	Visalia	CA		04/06/2022	6.375	160,422	33	205,000
P2009023904	Miami	FL		05/04/2022	7.625	376,311		416,000
P5220317310	Grand Terrace	CA		06/02/2022	5.125	294,783		579,000
P2009023853	Palm Desert	CA		06/02/2022	5.250	484,259		682,000
P4220519222	Orange Park	FL		11/02/2022	6.990	422,378		500,000
P2009023339	Aurora	CO		03/09/2022	5.625	255,404		305,000
P5221024914	Austin	TX		12/14/2022	7.990	346,194		425,000
P5221024298	Alstead	NH		12/28/2022	9.750	245,077		337,000
P4220519564	Fontana	CA		08/24/2022	6.125	765,052		971,000
P4220317629	Odessa	FL		05/18/2022	7.500	197,353		255,000
P5220822480	Philadelphia	PA		10/19/2022	8.750	240,240		340,000

ANNUAL STATEMENT FOR THE YEAR 2022 OF THE AMERICAN EQUITY INVESTMENT LIFE INSURANCE COMPANY

SCHEDULE B - PART 2

Showing All Mortgage Loans ACQUIRED AND ADDITIONS MADE During the Current Year

1	Location		4	5	6	7	8	9
	2	3						
Loan Number	City	State	Loan Type	Date Acquired	Rate of Interest	Actual Cost at Time of Acquisition	Additional Investment Made After Acquisition	Value of Land and Buildings
P4220619810	Copan	.OK		08/10/2022	7.875	301,275		602,000
P2009023857	Colorado Springs	.CO		06/02/2022	5.500	228,047		385,000
P5220822319	Greenfield	.MA		11/02/2022	8.875	202,930		260,000
P4220720722	Los Alamitos	.CA		08/10/2022	6.875	955,325		1,325,000
P5220519264	Palm Beach Gardens	.FL		07/27/2022	6.500	542,388		878,000
P4220317776	Mount Pleasant	.SC		05/18/2022	5.750	822,638		1,350,000
P4220620418	Punta Gorda	.FL		08/24/2022	8.990	254,980		305,000
P5220620497	Sevierville	.TN		09/07/2022	8.625	551,434		800,000
P5221125451	Lake Forest	.CA		12/14/2022	7.875	793,957		1,775,000
P2009023825	MARATHON	.FL		04/20/2022	4.990	882,130		1,427,000
P5220519242	Athens	.GA		08/10/2022	8.625	185,500		250,000
P4220216298	Houston	.TX		03/30/2022	5.875	225,135		240,000
P2009023636	WASHOUGAL	.WA		04/06/2022	6.250	378,263		525,000
P2009023623	Snellville	.GA		04/20/2022	7.500	226,206		265,500
P5220216332	Westlake Village	.CA		05/04/2022	6.990	2,262,408		2,675,000
P2009025048	Palo Alto	.CA		11/16/2022	6.500	2,166,125		4,275,000
P4220317191	Apple Valley	.CA		04/20/2022	5.750	826,347		884,000
P2009024792	Manville	.NJ		09/21/2022	8.625	259,560		360,000
P2009024645	Bayville	.NJ		09/21/2022	7.875	366,180		450,000
P2009024770	Los Angeles	.CA		08/24/2022	9.500	532,861		599,900
P2009023556	Sterling	.VA		04/06/2022	4.750	363,532		510,000
P2009023399	Phoenix	.AZ		03/09/2022	6.625	213,150		410,000
P5221024270	Amelia Court House	.VA		12/14/2022	7.990	256,675		334,000
P2009023652	San Antonio	.TX		03/30/2022	3.500	281,468		430,000
P5220519042	Detroit	.MI		10/05/2022	7.375	387,695		530,000
P2009024947	Jacksonville	.FL		10/05/2022	7.125	452,400		593,000
P4220115678	Merrittstown	.PA		03/09/2022	5.125	109,991		152,000
P2009024817	Crescent City	.CA		09/21/2022	6.625	366,959		880,000
P5220923136	Panama City	.FL		11/02/2022	7.500	201,825		270,000
P4220216714	Irvine	.CA		05/04/2022	5.250	558,080		715,000
P2009024748	Woodbridge	.VA		09/07/2022	9.500	172,255		265,000
P4220518719	New Port Richey	.FL		08/10/2022	5.990	552,921		800,000
P4220923204	PEARCE	.AZ		11/16/2022	10.500	122,265		130,000
P5220822365	Haslet	.TX		12/14/2022	7.625	543,460		759,000
P4220923925	Houston	.TX		11/16/2022	9.375	243,592		270,000
P4220922809	Boerne	.TX		11/02/2022	8.990	1,176,525		1,260,000
P5220418364	Haleiwa	.HI		08/10/2022	7.250	1,511,138		1,725,000
P4220519050	Inverness	.IL		08/24/2022	8.875	866,745		1,000,000
P5220115932	Mundelein	.IL		03/30/2022	6.250	255,367		340,000
P5220721462	Panama City	.FL		10/05/2022	7.990	291,004		350,000
P4220720645	Lutz	.FL		09/21/2022	9.250	447,260		535,000
P5220721054	Washington	.DC		09/07/2022	7.875	235,867		340,000
P2009024559	Lodi	.CA		08/24/2022	7.500	642,618		775,000
P2009023875	BALTIMORE	.MD		05/18/2022	6.875	244,212		270,000
P2009023896	Brandon	.MS		05/18/2022	7.625	253,287		280,000
P2009023617	UNION BEACH	.NJ		05/04/2022	6.750	266,021		380,000
P2009025094	LAKE HAVASU CITY	.AZ		12/14/2022	7.250	571,874		790,000
P4220821644	Virginia Beach	.VA		09/21/2022	8.500	214,760		285,000
P4220115893	Old Bridge	.NJ		03/30/2022	5.375	403,267		430,000
P5221024287	Santa Maria	.CA		11/02/2022	7.625	663,865		1,000,000
P2009023699	Cleveland	.OH		03/30/2022	3.750	111,185		216,000
P5220720602	Dorchester Center	.MA		09/07/2022	7.875	669,500		1,100,000
P2009024080	Blaine	.MN		06/02/2022	7.250	314,284		350,000
P4220821938	Atlantic City	.NJ		11/02/2022	8.625	118,008		142,000
P4220822394	Colorado Springs	.CO		10/05/2022	8.990	900,900		1,155,000

ANNUAL STATEMENT FOR THE YEAR 2022 OF THE AMERICAN EQUITY INVESTMENT LIFE INSURANCE COMPANY

SCHEDULE B - PART 2

Showing All Mortgage Loans ACQUIRED AND ADDITIONS MADE During the Current Year

1	Location		4	5	6	7	8	9
	2	3						
Loan Number	City	State	Loan Type	Date Acquired	Rate of Interest	Actual Cost at Time of Acquisition	Additional Investment Made After Acquisition	Value of Land and Buildings
P2009023941	WoodbridgeVA		05/18/2022	6.500	284,506		490,002
P2009023527	Montgomery VillageMD		04/06/2022	7.250	187,472		220,000
P5220923401	BrooklynNY		11/30/2022	7.000	943,232		3,200,000
P4220720779	OrangeCA		09/07/2022	6.875	1,208,136		2,300,000
P5220923597	AlbuquerqueNM		12/14/2022	6.999	215,032		400,000
P5220216309	MillbraeCA		05/04/2022	4.125	803,986		2,400,000
P5220216681	BoiseID		05/04/2022	5.990	505,343		678,000
P2009023598	FOUNTAIN HILLSAZ		05/04/2022	4.875	452,786		635,000
P4220216214	Lakewood RanchFL		03/30/2022	4.375	744,908		1,350,000
P2009025140	FateTX		11/30/2022	9.625	372,636		400,000
P4220721544	ParklandFL		10/05/2022	7.875	1,331,200		1,600,000
P5220216426	LahainaHI		03/30/2022	5.250	1,496,345		4,250,000
P4220822425	Porter RanchCA		10/05/2022	6.750	1,098,360		1,360,000
P2009023845	EverettWA		05/04/2022	6.125	433,135		509,000
P4220923164	Studio CityCA		11/16/2022	6.875	1,774,974		2,929,000
P5220418203	FriscoTX		06/15/2022	6.500	1,050,335		1,366,000
P4220721336	RiversideCA		09/21/2022	7.990	534,583		800,000
P4220417936	LoganvilleGA		06/02/2022	7.375	369,336		390,000
P2009023574	Desert Hot SpringsCA		04/06/2022	6.125	213,381		280,000
P4220721473	BradentonFL		10/19/2022	7.990	370,659		510,000
P2009023995	ElmhurstIL		06/15/2022	6.125	216,396		280,000
P2009023490	PlacentiaCA		03/09/2022	4.125	825,835		1,100,000
P2009024016	Fort WashingtonMD		06/02/2022	7.125	369,833		412,000
P4220216521	BrightonCO		03/30/2022	6.250	409,896		650,000
P2009023580	MCLEANVA		04/20/2022	3.990	1,694,394		2,215,000
P2009024720	SicklervilleNJ		09/07/2022	9.250	372,872		420,000
P4220317643	La PorteTX		06/15/2022	6.125	785,242		850,000
P5221125884	LargoFL		12/14/2022	8.375	346,978		450,000
P4220822055	Las VegasNV		11/02/2022	7.990	549,344		782,000
P4220316895	KinnelonNJ		06/02/2022	5.990	888,365		960,000
P4220822093	LapeerMI		11/02/2022	8.990	1,092,000		1,400,000
P2009023953	AuroraCO		05/04/2022	7.125	483,831		535,000
P2009024452	El MonteCA		08/24/2022	6.990	727,824		1,479,000
P5220720596	San DiegoCA		08/24/2022	7.250	750,567		1,325,000
P4220821595	CharlotteNC		10/05/2022	8.990	101,326		200,000
P5220922967	TucsonAZ		11/02/2022	7.500	517,116		940,000
P2009024045	Key LargoFL		07/13/2022	5.990	549,700		945,000
P4220821912	GlendaleCA		10/05/2022	7.875	1,258,448		1,400,000
P2009023351	SacramentoCA		04/06/2022	5.250	308,670		455,000
P5220923209	Stafford SpringsCT		12/14/2022	6.625	243,336		360,000
P5220620322	MchenryIL		09/21/2022	8.990	116,936		141,000
P5220417828	MesaAZ		06/02/2022	7.990	1,108,186		1,270,000
P5220923048	ORLANDOFL		11/16/2022	8.125	475,164		728,000
P2009022871	WaukeganIL		04/20/2022	6.250	181,503		213,000
P5220721000	GrahamTX		11/02/2022	8.625	121,018		157,500
P5220821806	MariettaGA		09/21/2022	8.990	780,130		900,000
P2009023732	New MarketTN		03/30/2022	5.000	87,870		275,000
P2009024325	HyattsvilleMD		08/24/2022	6.500	213,971		380,000
P2009024500	RockvilleMD		08/10/2022	6.500	329,342		440,000
P5220317241	TustinCA		05/18/2022	5.125	493,891		770,000
P5220317173	COOPERSBURGPA		05/18/2022	8.250	463,275		590,000
P2009024261	MesaAZ		07/27/2022	6.375	460,095		572,000
P2009024655	West ChicagoIL		08/10/2022	8.125	223,106		255,000
P4220317254	AlbemarleNC		05/18/2022	5.625	115,631		152,000
P2009023978	PITTSBORONC		05/18/2022	6.625	481,579		575,000

ANNUAL STATEMENT FOR THE YEAR 2022 OF THE AMERICAN EQUITY INVESTMENT LIFE INSURANCE COMPANY

SCHEDULE B - PART 2

Showing All Mortgage Loans ACQUIRED AND ADDITIONS MADE During the Current Year

1	Location		4	5	6	7	8	9
	2	3						
Loan Number	City	State	Loan Type	Date Acquired	Rate of Interest	Actual Cost at Time of Acquisition	Additional Investment Made After Acquisition	Value of Land and Buildings
P4220317621	Honesdale	PA	08/10/2022	6.625	198,772	215,000
P2009024744	Rosenberg	TX	09/07/2022	9.250	282,004	330,000
P4220822451	Charlestown	RI	11/02/2022	8.990	702,554	747,000
P4220316965	Parkland	FL	04/20/2022	5.250	742,750	800,000
P2009023680	Zanesville	OH	03/30/2022	5.000	96,960	133,000
P4220822646	MEDFORD	OR	11/02/2022	7.125	317,443	410,000
P2009025059	Pleasanton	CA	11/02/2022	6.500	2,398,750	4,450,000
P5220821678	Las Vegas	NV	10/05/2022	8.250	210,904	290,000
P5220822078	Saint Cloud	FL	10/05/2022	6.625	265,188	427,000
P5220923181	Weatherford	TX	11/02/2022	7.500	1,534,635	2,000,000
P5220721030	Aurora	CO	09/21/2022	8.990	404,490	485,000
P5220822295	OCOE	FL	11/02/2022	8.875	457,343	550,000
P5221024714	Lowell	MA	11/30/2022	7.750	182,121	495,000
P2009025197	Houston	TX	11/30/2022	10.750	224,858	287,000
P2009025099	Incline Vlg	NV	11/30/2022	7.375	308,760	870,000
P5220822515	Star	ID	10/19/2022	7.750	395,200	900,000
P2009024176	Jacksonville	FL	07/13/2022	7.375	266,077	306,000
P5220822015	Colts Neck	NJ	10/19/2022	6.750	1,322,100	2,400,000
P5211215428	Hutto	TX	03/09/2022	5.625	313,030	365,000
P2009023913	Palmyra	NJ	05/18/2022	6.750	194,398	216,000
P5220721427	Laredo	TX	10/19/2022	8.990	156,000	257,500
P2009023428	North Las Vegas	NV	04/06/2022	3.875	257,165	425,000
P4220518879	Midlothian	VA	08/10/2022	6.750	381,086	415,000
P2009023674	Philadelphia	PA	03/30/2022	4.000	74,128	137,500
P2009023638	Long Branch	NJ	04/06/2022	5.750	253,090	352,000
P2009023396	Glen Burnie	MD	03/09/2022	6.750	157,299	185,000
P4220317196	Ocala	FL	05/04/2022	6.125	366,941	395,000
P2009023626	Surprise	AZ	04/20/2022	5.625	217,804	295,000
P4221025252	SICKLERVILLE	NJ	12/28/2022	9.875	734,844	879,000
P5220116107	Antioch	IL	05/18/2022	5.875	424,301	581,000
P2009024739	Atlanta	GA	08/24/2022	9.625	185,592	226,000
P2009024835	Coral Gables	FL	09/07/2022	9.125	522,222	1,650,000
P4220116044	Colorado Springs	CO	04/20/2022	4.250	266,901	408,000
P2009024970	lake forest	CA	12/14/2022	7.250	807,812	1,084,979
P4220317246	Hollywood	FL	06/02/2022	5.125	762,736	885,000
P5220720608	Marvin	NC	09/07/2022	8.990	1,079,224	1,215,000
P2009024865	Topeka	KS	10/19/2022	8.375	246,907	409,000
P5220923972	CORAL SPRINGS	FL	11/30/2022	7.250	586,624	800,000
P5220721401	Boston	MA	09/07/2022	8.250	1,317,576	1,599,000
P2009024130	Baltimore	MD	08/24/2022	6.250	187,767	365,000
P5220822252	Pittsburgh	PA	10/19/2022	8.990	112,763	166,900
P2009024618	Lorton	VA	08/24/2022	6.875	294,780	485,000
P5220216602	Palm Beach Gardens	FL	05/04/2022	5.375	348,184	447,000
P4220922823	Tampa	FL	11/02/2022	7.750	234,341	299,000
P5220821603	Sarasota	FL	09/21/2022	8.375	664,768	805,000
P2009024952	Yuba City	CA	10/19/2022	8.990	231,065	247,000
P4220822057	West Palm Beach	FL	10/05/2022	7.990	263,925	320,000
P5220720890	Clarkston	MI	09/21/2022	8.750	433,717	520,000
P2009023808	DENVER	CO	05/18/2022	7.500	371,143	465,000
P2009023678	Atlanta	GA	03/30/2022	4.000	155,316	220,000
P4220821811	Pembroke Pines	FL	10/05/2022	7.875	117,453	220,000
P4220721183	Colorado Springs	CO	10/19/2022	8.125	285,376	343,000
P4220116208	Pasadena	CA	05/18/2022	3.875	1,229,902	3,000,000
P2009024659	East Haven	CT	09/07/2022	7.250	201,337	246,000
P2009023265	Chicago	IL	03/09/2022	5.875	389,765	500,000

ANNUAL STATEMENT FOR THE YEAR 2022 OF THE AMERICAN EQUITY INVESTMENT LIFE INSURANCE COMPANY

SCHEDULE B - PART 2

Showing All Mortgage Loans ACQUIRED AND ADDITIONS MADE During the Current Year

1	Location		4	5	6	7	8	9
	2	3						
Loan Number	City	State	Loan Type	Date Acquired	Rate of Interest	Actual Cost at Time of Acquisition	Additional Investment Made After Acquisition	Value of Land and Buildings
P5220923054	Marco Island	FL		12/28/2022	7.500	305,548		700,000
P5220721175	Lafayette	LA		09/21/2022	8.250	193,024		242,000
P2009023548	Fresno	CA		04/20/2022	5.875	176,550		302,500
P5220317479	Colorado Springs	CO		05/18/2022	7.875	378,075		450,000
P5220822579	Powell	TN		11/16/2022	8.750	310,888		350,000
P5220721475	Gold Canyon	AZ		10/05/2022	7.875	685,096		825,000
P4220317675	Pompano Beach	FL		07/27/2022	5.875	329,683		510,000
P5220822146	Beaverton	OR		11/02/2022	8.990	861,428		975,000
P2009023464	Las Vegas	NV		04/06/2022	6.750	260,687		313,500
P5220317366	New Braunfels	TX		05/04/2022	6.990	327,219		410,000
P5220720947	Sevierville	TN		10/05/2022	7.990	470,803		945,000
P5220923343	Dallas	TX		11/16/2022	8.250	237,569		325,000
P5220216317	Knightdale	NC		04/06/2022	4.500	507,995		549,000
P5220822043	Livermore	CO		10/19/2022	8.375	274,560		614,000
P4220720592	Charlotte	NC		09/07/2022	6.990	720,363		1,100,000
P2009023533	Beverly Hills	CA		05/04/2022	4.375	1,031,097		2,850,000
P2009023819	Ballwin	MO		05/04/2022	5.500	202,527		258,000
P5221024423	Manistee	MI		11/30/2022	8.250	101,935		141,000
P5221024555	Spokane	WA		11/30/2022	9.250	355,481		392,000
P2009023432	Falls Church	VA		04/06/2022	7.875	183,379		245,000
P4220216288	Los Angeles	CA		03/30/2022	5.250	1,902,636		3,025,000
P2009023673	Philadelphia	PA		03/30/2022	4.000	161,367		250,000
P2009023642	Darnestown	MD		05/04/2022	5.625	265,296		315,000
P4221024997	Apache Junction	AZ		12/14/2022	10.125	422,155		516,000
P2009024598	Phoenix	AZ		08/24/2022	8.375	157,273		365,000
P5220720667	Miramar Beach	FL		08/10/2022	6.902	1,543,709		2,400,000
P5220721244	Rosedale	MD		09/21/2022	7.875	379,080		486,000
P4220822707	Miami	FL		10/05/2022	6.875	515,088		630,000
P4221024683	New Kensington	PA		12/14/2022	9.875	156,750		200,000
P4220822357	Carson	CA		10/05/2022	6.990	643,416		895,000
P4220317104	TACOMA	WA		05/04/2022	5.990	420,390		500,000
P2009025036	Washington	UT		11/30/2022	8.125	311,385		373,000
P4220821976	Charlotte	NC		11/02/2022	7.375	321,026		485,000
P5220721550	Ocean	NJ		10/05/2022	7.250	486,856		1,300,000
P2009023611	Rutherfordton	NC		05/04/2022	7.375	178,199		198,000
P4220216404	Palm Harbor	FL		03/30/2022	5.125	899,754		961,000
P4220418122	Deerfield Beach	FL		06/02/2022	6.125	408,884		470,000
P2009024917	E Brunswick	NJ		10/19/2022	8.990	378,658		445,000
P2009024864	Topeka	KS		10/19/2022	8.375	246,907		409,000
P5220923004	Argyle	TX		11/30/2022	7.500	498,623		622,000
P4220822644	Sacramento	CA		11/02/2022	6.990	186,059		260,000
P2009024806	Elk Grove	CA		09/21/2022	6.875	601,487		753,000
P4220923095	Friendswood	TX		11/02/2022	7.750	172,397		265,000
P4220317247	Pembroke Pines	FL		06/02/2022	5.125	395,994		490,000
P4220821624	Las Vegas	NV		09/21/2022	7.875	323,700		415,000
P2009024834	Scottsdale	AZ		08/24/2022	6.750	2,489,523		3,715,000
P2009023685	Philadelphia	PA		03/30/2022	4.000	88,954		163,000
P5220821868	Carrollton	TX		11/30/2022	8.625	346,713		422,000
P2009024644	Champaign	IL		08/24/2022	7.625	154,701		178,000
P4220317650	Baton Rouge	LA		06/02/2022	6.125	186,418		240,000
P2009023575	Henderson	NV		05/04/2022	5.125	158,599		276,000
P4220821663	Kings Beach	CA		10/05/2022	8.500	982,800		1,050,000
P5220922828	Hollister	CA		12/14/2022	7.375	341,718		510,000
P2009024293	Banning	CA		08/24/2022	6.990	342,373		395,000
P5221024371	Cochranville	PA		11/30/2022	7.875	365,498		760,000

ANNUAL STATEMENT FOR THE YEAR 2022 OF THE AMERICAN EQUITY INVESTMENT LIFE INSURANCE COMPANY

SCHEDULE B - PART 2

Showing All Mortgage Loans ACQUIRED AND ADDITIONS MADE During the Current Year

1	Location		4	5	6	7	8	9
	2	3						
Loan Number	City	State	Loan Type	Date Acquired	Rate of Interest	Actual Cost at Time of Acquisition	Additional Investment Made After Acquisition	Value of Land and Buildings
P5220116116	San Jose	CA		04/06/2022	4.250	579,872		988,000
P4220721411	Clermont	FL		10/19/2022	7.990	307,008		400,000
P2009024694	Newberry	FL		09/07/2022	6.875	621,858		800,000
P5220317456	Playa Del Rey	CA		05/18/2022	6.250	1,134,048		1,950,000
P2009023709	Valdosta	GA		03/30/2022	5.000	161,234		302,000
P2009023517	Bayonne	NJ		04/06/2022	6.250	423,606		530,000
P5220822068	Homestead	FL		11/02/2022	8.250	192,575		265,000
P2009024288	Irvine	CA		09/07/2022	8.125	386,142		750,000
P5220923601	Bixby	OK		12/14/2022	6.999	1,083,215		1,400,000
P5220620401	Riverside	CA		08/10/2022	6.750	659,919		855,000
P4221025158	Santa Rosa Beach	FL		12/28/2022	8.375	2,521,951		3,100,000
P5220619842	Monaca	PA		09/21/2022	6.750	149,985		292,000
P4220923420	North Berwick	ME		11/16/2022	9.500	239,190		350,000
P5220216822	Huntington Beach	CA		04/20/2022	5.500	1,402,569		1,850,000
P2009023307	Woodbridge	VA		03/09/2022	5.990	305,774		345,000
P5220619831	Tucson	AZ		08/24/2022	7.250	771,028		2,149,000
P4220317428	Atlanta	GA		05/18/2022	6.375	1,269,566		1,530,000
P4220519369	Miami	FL		08/24/2022	6.375	1,135,573		1,650,000
P5220115768	Denver	CO		03/09/2022	5.125	300,173		550,000
P5220317276	SEASIDE	OR		06/02/2022	5.875	1,152,799		1,300,000
P2009023860	Miami	FL		05/18/2022	4.875	182,734		240,000
P5220923895	Newburgh	NY		12/14/2022	7.500	215,009		300,000
P4220317564	Tempe	AZ		06/02/2022	5.990	369,504		483,000
P4220821652	Anaheim	CA		10/05/2022	7.375	1,254,677		1,420,000
P2009024541	Los Angeles	CA		08/10/2022	6.500	201,817		800,000
P4221024861	Monticello	GA		12/14/2022	9.375	307,169		425,000
P2009023911	Shingle Springs	CA		05/04/2022	5.750	1,971,743		2,550,000
P2009023944	Salt Lake Cty	UT		05/18/2022	6.875	392,778		434,000
P4220216793	Zephyrhills	FL		04/20/2022	5.375	158,363		210,000
P2009023974	Egg Hbr Twp	NJ		07/13/2022	6.990	181,726		205,000
P4220115776	Tavares	FL		03/30/2022	5.875	175,683		256,000
P2009023697	Desoto	TX		03/30/2022	5.000	125,240		258,000
P4220115899	Downey	CA		03/30/2022	5.625	384,014		526,000
P5220923314	Wesley Chapel	FL		12/14/2022	9.500	822,004		930,000
P4220721185	Colorado Springs	CO		10/05/2022	7.990	373,774		450,000
P4220316954	Los Banos	CA		04/20/2022	5.990	468,135		600,000
P5220923422	Gwynn Oak	MD		12/14/2022	9.500	245,697		315,000
P5220317016	Hallandale Beach	FL		05/18/2022	5.375	541,123		649,000
P5210612865	Naples	FL		05/04/2022	4.990	504,386		778,000
P2009025029	Folsom	CA		10/19/2022	8.990	655,200		900,000
P4220822631	Warr Acres	OK		10/19/2022	7.250	264,350		323,000
P2009025007	Lehigh Acres	FL		11/16/2022	8.990	327,075		350,000
P2009023539	Laurel	MD		05/04/2022	6.990	354,894		420,000
P2009020327	BELFORD	NJ		04/14/2022	5.125		59	925,000
P5220317177	PALMETTO BAY	FL		05/04/2022	5.875	482,595		950,000
P2009024653	San Joaquin	CA		08/10/2022	7.750	236,218		289,000
P2009023295	Chicago	IL		03/09/2022	6.750	240,658		360,000
P2009023849	Woodruff	SC		05/04/2022	6.625	203,502		257,000
P5220317533	ORLANDO	FL		06/15/2022	7.750	352,783		415,000
P2009024289	Vineland	NJ		07/13/2022	6.990	189,278		272,000
P2009023423	VANCOUVER	WA		03/09/2022	6.875	377,233		450,000
P2009023352	Manassas	VA		03/09/2022	4.625	352,022		490,000
P2009024595	Scottsdale	AZ		10/19/2022	6.875	606,692		945,000
P5220619610	Whiting	NJ		09/21/2022	8.990	190,974		217,500
P2009023676	Miami	FL		03/30/2022	4.875	268,330		570,000

ANNUAL STATEMENT FOR THE YEAR 2022 OF THE AMERICAN EQUITY INVESTMENT LIFE INSURANCE COMPANY

SCHEDULE B - PART 2

Showing All Mortgage Loans ACQUIRED AND ADDITIONS MADE During the Current Year

1	Location		4	5	6	7	8	9
	2	3						
Loan Number	City	State	Loan Type	Date Acquired	Rate of Interest	Actual Cost at Time of Acquisition	Additional Investment Made After Acquisition	Value of Land and Buildings
P2009025191	North ChesterfieldVA	11/30/2022	10.750	200,640	250,000
P5220822409	FONTANACA	11/02/2022	8.750	520,000	835,000
P2009023358	MidlothianVA	03/09/2022	5.990	226,616	285,000
P5220822384	Pagosa SpringsCO	10/19/2022	7.250	291,422	418,000
P5220821843	WeslacoTX	09/21/2022	7.625	311,253	430,000
P2009023283	HyattsvilleMD	03/09/2022	6.625	313,957	375,000
P4220721256	DavieFL	11/02/2022	8.750	1,236,960	1,500,000
P2009024565	LilburnGA	08/24/2022	8.250	253,972	334,000
P2009024529	Port WentwrthGA	07/27/2022	7.990	306,446	345,000
P2009024514	BaltimoreMD	07/27/2022	8.250	275,358	310,000
P2009024478	MercedCA	08/10/2022	6.875	258,071	370,000
P5221024248	TorringtonCT	12/28/2022	9.250	115,790	151,000
P5220822167	Homer GlenIL	11/02/2022	8.625	506,356	540,000
P4220922839	Baton RougeLA	10/19/2022	7.990	243,023	295,000
P5220923704	Fort ThomasKY	11/02/2022	7.990	165,874	265,000
P5220923261	Gulf ShoresAL	12/14/2022	7.250	550,179	925,000
P2009024579	Grey EagleMN	08/24/2022	7.750	156,242	195,000
P2009023388	CiceroIL	04/06/2022	7.375	191,491	199,000
P2009023457	OrangeCA	05/04/2022	5.125	1,127,470	1,350,000
P2009023776	Saint StephenSC	04/06/2022	4.990	221,420	315,000
P2009023818	DamascusOR	04/20/2022	7.875	426,000	606,000
P2009023765	Las VegasNV	05/04/2022	4.500	1,249,071	2,365,000
P2009023712	Lake ArrowheadCA	03/30/2022	3.500	629,230	890,000
P5220923619	Queen CreekAZ	11/16/2022	6.875	722,150	1,730,000
P2009023861	MantecaCA	06/02/2022	6.125	645,148	765,000
P5220922938	SplendoraTX	11/16/2022	7.990	543,400	656,000
P5220721390	AnnaTX	09/21/2022	8.625	606,690	898,000
P5220822403	SpotsylvaniaVA	10/05/2022	8.990	288,442	382,000
P5220822200	AngletonTX	10/19/2022	8.500	507,000	790,000
P4220317116	N Topsail BeachNC	05/04/2022	7.250	118,348	163,000
P5220721305	Fort WorthTX	09/07/2022	7.625	217,198	330,000
P5220518815	Oklahoma CityOK	07/27/2022	7.750	221,687	300,000
P2009025030	PinoleCA	11/16/2022	8.875	427,399	550,000
P2009023957	BakersfieldCA	05/18/2022	6.750	283,763	318,500
P2009023259	Silver SpringMD	03/09/2022	6.625	379,915	410,000
P5211115208	Palm SpringsCA	03/09/2022	3.375	209,051	285,000
P2009024932	San AntonioTX	10/19/2022	8.990	277,840	300,000
P2009023887	LargoFL	05/18/2022	6.250	1,069,259	1,340,000
P5221024678	WinthropMA	12/28/2022	10.125	334,256	685,000
P2009024477	Toms RiverNJ	07/27/2022	8.250	389,403	490,000
P5220923430	MiamiFL	11/16/2022	6.875	611,783	860,000
P4220418134	DavenportFL	08/10/2022	8.990	281,904	392,000
P2009023981	MonroeNC	06/02/2022	7.125	374,288	415,000
P2009024975	TampaFL	11/16/2022	6.875	419,189	700,000
P5220821621	LibertyUT	10/19/2022	6.875	232,493	590,000
P4220216257	TaverneirFL	03/30/2022	4.250	1,357,809	1,800,000
P5220317394	GLENDALeCA	05/04/2022	5.500	938,517	1,500,000
P5220519112	NewburghNY	07/27/2022	6.625	225,827	435,000
P2009023707	TampaFL	03/30/2022	5.000	117,059	250,000
P2009024510	San JoseCA	08/10/2022	7.375	661,896	800,000
P2009024399	MiamiFL	07/27/2022	7.875	366,311	679,000
P2009024721	MemphisTN	08/24/2022	9.990	361,370	390,000
P2009025006	HollywoodFL	11/16/2022	7.250	282,775	393,000
P2009023796	KissimmeeFL	05/04/2022	5.125	250,744	400,000
P2009023684	WoodstockGA	03/30/2022	4.000	179,376	255,000

ANNUAL STATEMENT FOR THE YEAR 2022 OF THE AMERICAN EQUITY INVESTMENT LIFE INSURANCE COMPANY

SCHEDULE B - PART 2

Showing All Mortgage Loans ACQUIRED AND ADDITIONS MADE During the Current Year

1	Location		4	5	6	7	8	9
	2	3						
Loan Number	City	State	Loan Type	Date Acquired	Rate of Interest	Actual Cost at Time of Acquisition	Additional Investment Made After Acquisition	Value of Land and Buildings
P4220115702	San Diego	CA		03/09/2022	3.500	182,837		335,000
P5220216719	ENGLEWOOD	OH		05/04/2022	7.250	226,136		253,000
P5220519082	Monterey Park	CA		07/13/2022	6.625	1,142,284		1,310,000
P2009023888	Denison	TX		06/02/2022	5.625	157,547		275,000
P2009025069	Bear	DE		11/16/2022	8.875	438,654		565,000
P5220923832	Nashville	TN		11/02/2022	9.625	553,629		600,000
P5220822657	Glendale	AZ		10/19/2022	8.990	502,416		585,000
R2004958494	Nashville	TN		10/12/2022	4.300	335,702		377,193
R2004958527	Arlington	TX		10/12/2022	4.300	315,359		354,336
R2004958664	Deltona	FL		10/12/2022	4.200	312,902		351,575
R2004958580	La Vergne	TN		10/12/2022	4.200	254,743		286,228
R2004958453	New Port Richey	FL		10/12/2022	4.300	406,092		456,284
R2004958409	Port Charlotte	FL		10/12/2022	4.300	276,356		310,513
R2004958574	Avon	IN		10/12/2022	4.200	266,822		299,800
R2004958721	Orlando	FL		11/09/2022	4.300	342,057		384,333
R2004958589	Goodyear	AZ		10/12/2022	4.200	487,433		547,677
R2004958414	Mesa	AZ		10/12/2022	4.300	416,421		467,889
R2004958645	Glenn Heights	TX		10/12/2022	4.200	348,973		392,104
R2004958463	Deltona	FL		10/12/2022	4.300	249,061		279,844
R2004958513	Stockbridge	GA		10/12/2022	4.300	184,668		207,492
R2004958616	Justin	TX		10/12/2022	4.200	378,236		424,984
R2004958602	Surprise	AZ		10/12/2022	4.200	487,772		548,059
R2004958569	Ellenwood	GA		10/12/2022	4.200	361,359		406,021
R2004958607	Dundee	FL		10/12/2022	4.200	394,688		443,470
R2004958592	Goodyear	AZ		10/26/2022	4.200	300,043		337,126
R2004958421	Stockbridge	GA		10/12/2022	4.300	233,623		262,498
R2004958559	Florence	AZ		10/12/2022	4.200	339,193		381,115
R2004958669	Wesley Chapel	FL		10/12/2022	4.200	454,491		510,664
R2004958654	Mount Dora	FL		10/12/2022	4.200	276,380		310,539
R2004958499	Fort Worth	TX		10/12/2022	4.300	391,850		440,280
R2004958553	Yulee	FL		10/12/2022	4.300	397,059		446,133
R2004958430	Altamonte Springs	FL		10/12/2022	4.300	347,938		390,942
R2004958586	Goodyear	AZ		10/12/2022	4.200	532,728		598,571
R2004958502	Riverview	FL		10/12/2022	4.300	456,913		513,385
R2004958432	Springfield	TN		10/12/2022	4.300	328,335		368,916
R2004958427	McKinney	TX		10/12/2022	4.300	535,529		601,718
R2004958522	Converse	TX		10/12/2022	4.300	312,194		350,779
R2004958623	DeLand	FL		10/12/2022	4.200	357,629		401,830
R2004958537	Indianapolis	IN		10/12/2022	4.300	266,932		299,923
R2004958452	Mcdonough	GA		10/12/2022	4.300	365,756		410,962
R2004958712	Carmel	IN		11/09/2022	4.300	429,950		483,090
R2004958653	Apopka	FL		10/12/2022	4.200	278,134		312,511
R2004958416	Monroe	NC		10/12/2022	4.300	334,767		376,143
R2004958704	Missouri City	TX		11/09/2022	4.300	335,046		376,456
R2004958705	Ruskin	FL		11/09/2022	4.300	346,786		389,648
R2004958524	Humble	TX		10/12/2022	4.300	216,360		243,101
R2004958649	Orlando	FL		10/12/2022	4.200	405,009		455,066
R2004958723	Minneola	FL		11/09/2022	4.300	388,316		436,311
R2004958410	Port Charlotte	FL		10/12/2022	4.300	244,606		274,838
R2004958447	Winter Haven	FL		10/12/2022	4.300	301,597		338,873
R2004958599	Fort Worth	TX		10/12/2022	4.200	336,093		377,633
R2004958618	Garland	TX		10/12/2022	4.200	325,041		365,214
R2004958512	Lakeland	FL		10/12/2022	4.300	382,492		429,766
R2004958641	Orlando	FL		10/12/2022	4.200	490,871		551,540
R2004958610	Waxahachie	TX		10/12/2022	4.200	399,829		449,246

ANNUAL STATEMENT FOR THE YEAR 2022 OF THE AMERICAN EQUITY INVESTMENT LIFE INSURANCE COMPANY

SCHEDULE B - PART 2

Showing All Mortgage Loans ACQUIRED AND ADDITIONS MADE During the Current Year

1 Loan Number	Location		4 Loan Type	5 Date Acquired	6 Rate of Interest	7 Actual Cost at Time of Acquisition	8 Additional Investment Made After Acquisition	9 Value of Land and Buildings
	2 City	3 State						
R2004958632	Fort Worth	TX		10/12/2022	4.200	361,538		406,222
R2004958539	Indianapolis	IN		10/12/2022	4.300	265,734		298,577
R2004958508	Riverview	FL		10/12/2022	4.300	436,003		489,891
R2004958611	Tampa	FL		10/12/2022	4.200	297,191		333,923
R2004958635	Arlington	TX		10/12/2022	4.200	320,083		359,644
R2004958608	Forney	TX		10/12/2022	4.200	402,888		452,683
R2004958630	Sanford	FL		10/12/2022	4.200	444,789		499,762
R2004958479	Raleigh	NC		10/12/2022	4.300	327,576		368,063
R2004958445	Mesa	AZ		10/12/2022	4.300	656,228		737,335
R2004958606	Arlington	TX		10/12/2022	4.200	274,516		308,445
R2004958666	Yulee	FL		10/12/2022	4.200	355,854		399,836
R2004958575	Phoenix	AZ		10/12/2022	4.200	529,633		595,093
R2004958525	Dallas	TX		10/12/2022	4.300	320,609		360,235
R2004958564	Dallas	GA		10/12/2022	4.200	249,524		280,364
R2004958658	Orange Park	FL		10/12/2022	4.200	294,805		331,241
R2004958598	Halton City	TX		10/12/2022	4.200	433,038		486,560
R2004958628	Glenn Heights	TX		10/12/2022	4.200	347,150		390,056
R2004958629	Newark	TX		10/12/2022	4.200	367,264		412,656
R2004958612	Deltona	FL		10/12/2022	4.200	283,867		318,952
R2004958503	Antioch	TN		10/12/2022	4.300	266,423		299,352
R2004958579	Murfreesboro	TN		10/12/2022	4.200	317,449		356,684
A920799	North Highlands	CA		09/15/2022	8.500	287,800		400,000
A303529	Riverdale	GA		12/15/2022	9.750	162,000		245,000
A321471	Fort Myers	FL		10/14/2022	8.500	112,500		240,000
A920643	Garden Grove	CA		09/15/2022	9.125	835,500	2,000	1,250,000
A920811	Hawthorne	CA		09/15/2022	9.500	750,000		1,000,000
A920762	Palmdale	CA		09/15/2022	8.875	306,000		450,000
A321427	Fort Pierce	FL		09/15/2022	9.750	182,700		350,000
A920307	Benicia	CA		09/15/2022	8.500	639,252		1,100,000
A920698	Spring Valley	CA		09/15/2022	8.500	450,000		740,000
A271384	Raeford	NC		10/14/2022	8.500	198,750		265,000
A920755	Belmont	CA		09/15/2022	9.500	2,400,000		3,200,000
A321510	Parrish	FL		11/15/2022	8.750	294,000		450,000
A290149	Belton	SC		09/15/2022	8.500	85,500	38,250	220,000
A303461	Hampton	GA		10/14/2022	8.500	40,500		54,000
A730150	Moore	OK		10/14/2022	9.000	93,150		157,500
A660119	Shawnee	KS		09/15/2022	9.000	239,670		320,000
A730106	Midwest City	OK		09/15/2022	9.000	127,500		170,000
A303435	Jonesboro	GA		09/15/2022	8.500	117,300		185,000
A730096	Tulsa	OK		09/15/2022	9.125	112,500		150,000
A321469	Fort Myers	FL		10/14/2022	8.500	94,500		185,000
A240012	Martinsburg	WV		12/15/2022	9.000	108,000		180,000
A730110	Tulsa	OK		09/15/2022	9.125	91,000		130,000
A321486	Thonotosassa	FL		11/15/2022	8.750	315,000		420,000
A630544	Blue Springs	MO		09/15/2022	9.500	210,600		295,000
A303427	Palmetto	GA		09/15/2022	8.500	57,750		77,000
A271437	Fayetteville	NC		12/15/2022	8.500	183,750		245,000
A290145	Columbia	SC		09/15/2022	9.000	96,922		155,000
A210385	Richmond	VA		11/15/2022	8.750	153,000		290,000
A271438	Hope Mills	NC		12/15/2022	8.500	105,733		160,000
A920819	Citrus Heights	CA		09/15/2022	8.625	270,000		460,000
A920626	Vallejo	CA		09/15/2022	8.000	324,000		650,000
A730116	Oklahoma City	OK		09/15/2022	9.000	809,396		1,405,500
A920833	Santa Barbara	CA		09/15/2022	9.000	1,950,000		2,600,000
A920940	Palmdale	CA		11/15/2022	8.875	382,500		510,000

ANNUAL STATEMENT FOR THE YEAR 2022 OF THE AMERICAN EQUITY INVESTMENT LIFE INSURANCE COMPANY

SCHEDULE B - PART 2

Showing All Mortgage Loans ACQUIRED AND ADDITIONS MADE During the Current Year

1 Loan Number	Location		4 Loan Type	5 Date Acquired	6 Rate of Interest	7 Actual Cost at Time of Acquisition	8 Additional Investment Made After Acquisition	9 Value of Land and Buildings
	2 City	3 State						
A920669	Palmdale	CA		09/15/2022	8.875	485,155		690,000
A303423	Decatur	GA		09/15/2022	8.500	104,550		165,000
A460283	Fort Wayne	IN		10/14/2022	9.500	112,500		155,000
A800084	Denver	CO		09/15/2022	8.500	515,943	7,260	1,950,000
A370369	Friendsville	TN		09/15/2022	8.500	101,250		230,000
A150282	Abington	PA		09/15/2022	8.625	261,100		350,000
A430652	Mentor	OH		10/14/2022	9.250	117,000		255,000
A290153	Laurens	SC		11/15/2022	8.500	153,500		400,000
A271354	Mocksville	NC		10/14/2022	8.500	117,000		180,000
A920555	Concord	CA		09/15/2022	8.500	457,200		725,000
A370335	Loudon	TN		09/15/2022	8.000	59,350		95,000
A920738	Alamo	CA		09/15/2022	8.500	1,350,859		2,100,000
A240014	Martinsburg	WV		12/15/2022	9.000	175,500		245,000
A730120	Midwest City	OK		10/14/2022	9.000	90,000		130,000
A919640	Shafter	CA		09/15/2022	10.500	183,141		290,000
A830024	Coeur D Alene	ID		12/15/2022	9.750	262,500		470,000
A271416	Concord	NC		11/15/2022	9.500	7,756	55,300	310,000
A920959	San Diego	CA		11/15/2022	9.250	1,080,000		2,000,000
A630564	Kansas City	MO		12/15/2022	9.000	138,150		215,000
A271480	High Point	NC		12/15/2022	8.500	300,000		745,001
A303535	Forest Park	GA		12/15/2022	8.500	55,675		105,000
A460288	South Bend	IN		12/15/2022	9.500	339,750		455,000
A321494	Satellite Beach	FL		12/15/2022	9.500	181,250		275,000
A920866	Oxnard	CA		09/15/2022	10.250	570,000		760,000
A303514	Covington	GA		12/15/2022	8.500	92,650		152,000
A600519	South Elgin	IL		09/15/2022	11.250	412,120		650,000
A370368	Memphis	TN		10/14/2022	9.000	105,000		150,000
A271490	Durham	NC		12/15/2022	8.500	261,000		500,000
A303550	Covington	GA		12/15/2022	8.500	103,020		185,000
A630566	Saint Louis	MO		12/15/2022	9.750	75,000		100,000
A600513	Lemont	IL		09/15/2022	8.250	330,000		440,000
A630553	Saint Louis	MO		10/14/2022	10.250	190,900	38,525	475,000
A850485	Golden Valley	AZ		12/15/2022	9.000	70,200		125,000
A303513	East Point	GA		12/15/2022	10.000	231,900		360,000
A921103	Menifee	CA		12/15/2022	8.500	204,300		385,001
A170845	Woodlyrne Borough	NJ		12/15/2022	9.000	63,028		290,000
A920834	Menlo Park	CA		11/15/2022	8.500	1,168,750		1,500,000
A920945	Westminster	CA		10/14/2022	9.125	849,000	10,000	1,400,000
A303539	Decatur	GA		12/15/2022	8.500	164,050		250,000
A150278	Philadelphia	PA		11/15/2022	9.750	225,000		700,000
A321511	Davenport	FL		12/15/2022	9.750	461,500		710,000
A920664	Rosamond	CA		09/15/2022	8.875	320,770		430,000
A920890	San Diego	CA		10/14/2022	9.500	985,500		1,405,000
A921086	Alpine	CA		12/15/2022	8.500	540,700		750,000
A210391	Richmond	VA		11/15/2022	8.750	393,750		525,000
A271475	Greensboro	NC		12/15/2022	8.500	153,000		255,000
A919519	Palm Springs	CA		09/15/2022	10.125	261,000		3,750,000
A920684	Napa	CA		09/15/2022	9.250	656,175	90,300	1,275,000
A303503	Lithonia	GA		11/15/2022	8.500	67,915		120,000
A920830	Vallejo	CA		09/15/2022	9.000	324,000	77,000	575,000
A271408	Durham	NC		11/15/2022	9.750	458,000		655,000
A303420	Decatur	GA		09/15/2022	8.500	151,300		300,000
A460282	Auburn	IN		10/14/2022	9.000	92,700		155,000
A321473	Vero Beach	FL		11/15/2022	9.875	131,250		175,000
A271316	Winston-Salem	NC		09/15/2022	9.125	87,500		125,000

ANNUAL STATEMENT FOR THE YEAR 2022 OF THE AMERICAN EQUITY INVESTMENT LIFE INSURANCE COMPANY

SCHEDULE B - PART 2

Showing All Mortgage Loans ACQUIRED AND ADDITIONS MADE During the Current Year

1 Loan Number	Location		4 Loan Type	5 Date Acquired	6 Rate of Interest	7 Actual Cost at Time of Acquisition	8 Additional Investment Made After Acquisition	9 Value of Land and Buildings
	2 City	3 State						
A271345	Burlington	NC	09/15/2022	9.000	131,250	175,000
A271472	Raeford	NC	12/15/2022	8.500	222,396	300,000
A303487	Marietta	GA	11/15/2022	8.500	219,300	320,000
A321463	Jacksonville	FL	10/14/2022	8.750	122,400	165,000
A321414	Pinecrest	FL	10/14/2022	10.000	1,730,027	510,000	8,000,000
A303541	Decatur	GA	12/15/2022	8.500	161,500	310,000
A980186	Seattle	WA	12/15/2022	10.0001	2,700,000
A430703	Cincinnati	OH	11/15/2022	8.250	318,750	425,000
A303440	Stone Mountain	GA	09/15/2022	8.500	135,150	200,000
A303532	Woodstock	GA	12/15/2022	9.750	171,900	365,000
A303371	Savannah	GA	09/15/2022	9.375	136,500	235,000
A751089	Waco	TX	12/15/2022	9.000	116,877	160,000
A980273	Lynnwood	WA	12/15/2022	8.625	424,350	600,000
A321449	Miramar Beach	FL	09/15/2022	9.750	1,300,000	2,000,000
A920907	Roseville	CA	10/14/2022	9.000	397,500	530,000
A881270	Las Vegas	NV	12/15/2022	9.500	238,500	340,000
A600507	Wilmette	IL	09/15/2022	8.250	521,250	695,000
A271429	Conover	NC	12/15/2022	9.50084	825,000
A881273	Pahrump	NV	12/15/2022	9.000	209,880	350,000
A920804	Dana Point	CA	09/15/2022	8.500	1,092,500	1,550,000
A881276	Las Vegas	NV	12/15/2022	9.000	135,900	215,000
A920998	Orange	CA	12/15/2022	9.000	1,105,958	1,900,000
A920806	Carlsbad	CA	09/15/2022	8.750	936,994	113,006	1,400,000
A920953	Twentynine Palms	CA	10/14/2022	8.500	147,600	8,000	300,000
A600516	Park Forest	IL	09/15/2022	8.250	146,250	195,000
A600511	Clarendon Hills	IL	09/15/2022	8.250	330,000	440,000
A350259	Montgomery	AL	12/15/2022	9.000	104,472	152,000
A271443	Winston-Salem	NC	12/15/2022	9.000	125,784	170,000
A370392	Memphis	TN	11/15/2022	9.000	84,528	125,000
A271466	Winston-Salem	NC	12/15/2022	9.000	108,750	145,000
A630557	Saint Louis	MO	11/15/2022	9.750	288,000	385,000
A600504	Des Plaines	IL	09/15/2022	8.250	322,500	430,000
A730170	Oklahoma City	OK	11/15/2022	9.000	87,300	150,000
A303418	Woodstock	GA	09/15/2022	8.500	141,100	235,000
A270938	Hickory	NC	09/15/2022	8.500	23,319	65,542	435,000
A920832	Azusa	CA	10/14/2022	9.000	495,000	750,000
A920918	Oakland	CA	10/14/2022	10.000	330,000	650,000
A630572	Lee'S Summit	MO	12/15/2022	9.500	567,000	825,000
A730124	Oklahoma City	OK	09/15/2022	9.000	207,900	285,000
A350252	Montgomery	AL	09/15/2022	9.000	129,809	177,000
A271467	Thomasville	NC	12/15/2022	9.000	116,300	200,000
A303380	Savannah	GA	09/15/2022	9.375	97,980	230,000
A920865	Grass Valley	CA	10/14/2022	9.750	323,910	560,000
A660123	Shawnee	KS	12/15/2022	9.000	288,750	385,000
A271449	Beulaville	NC	12/15/2022	8.750	157,500	210,000
A303546	Carrollton	GA	12/15/2022	8.500	112,767	175,000
A321513	Jacksonville	FL	12/15/2022	8.750	103,500	185,000
A271313	Winston-Salem	NC	09/15/2022	9.000	92,750	132,500
A630560	Lee'S Summit	MO	12/15/2022	9.500	202,500	290,000
A751078	Beaumont	TX	10/14/2022	8.250	108,750	145,000
A920275	Los Angeles	CA	09/15/2022	9.625	411,118	800,000
A630562	Florissant	MO	12/15/2022	9.750	211,500	290,000
A920577	Los Angeles	CA	09/15/2022	9.750	1,310,000	162,070	2,500,000
A920594	Sacramento	CA	09/15/2022	9.750	382,500	550,000
A920950	Fountain Valley	CA	11/15/2022	9.125	900,000	35,000	1,600,000

ANNUAL STATEMENT FOR THE YEAR 2022 OF THE AMERICAN EQUITY INVESTMENT LIFE INSURANCE COMPANY

SCHEDULE B - PART 2

Showing All Mortgage Loans ACQUIRED AND ADDITIONS MADE During the Current Year

1	Location		4	5	6	7	8	9
	2	3						
Loan Number	City	State	Loan Type	Date Acquired	Rate of Interest	Actual Cost at Time of Acquisition	Additional Investment Made After Acquisition	Value of Land and Buildings
A321503	Melbourne	FL		11/15/2022	9.750	292,500		425,000
A920874	Three Rivers	CA		10/14/2022	8.625	864,000		1,700,000
A370398	Knoxville	TN		12/15/2022	8.500	157,500		330,000
A920696	Spring Valley	CA		09/15/2022	8.500	395,000		850,000
A751091	New Caney	TX		12/15/2022	9.500	227,500		325,001
A800146	Denver	CO		12/15/2022	10.250	805,037		3,000,000
A370396	Memphis	TN		12/15/2022	9.000	93,750		125,000
A370393	Knoxville	TN		12/15/2022	8.500	105,800		230,000
A920749	Sacramento	CA		09/15/2022	9.000	296,250		395,000
A271506	Garner	NC		12/15/2022	8.500	164,250		285,000
A321526	West Melbourne	FL		12/15/2022	9.500	180,000		280,000
A730118	Tulsa	OK		10/14/2022	9.000	70,000		100,000
A303476	Smyrna	GA		11/15/2022	8.500	143,650		215,000
A921121	San Diego	CA		12/15/2022	8.500	576,000		975,000
A271430	High Point	NC		11/15/2022	9.000	105,237		155,000
A303471	Griffin	GA		11/15/2022	8.500	113,900		250,000
A920777	San Diego	CA		09/15/2022	8.500	777,900	74,100	1,300,000
A321480	Fort Myers	FL		11/15/2022	9.750	191,250		320,000
A370391	Memphis	TN		11/15/2022	9.000	95,921		135,000
A920718	Beverly Hills	CA		09/15/2022	8.750	5,800,195	1,422,937	15,000,000
A271358	Burlington	NC		10/14/2022	9.000	114,116		152,501
A920991	San Francisco	CA		11/15/2022	9.000	2,042,500		4,000,000
A460290	Fort Wayne	IN		12/15/2022	9.500	94,500		150,000
A730141	Oklahoma City	OK		10/14/2022	9.000	63,000		100,000
A370397	Hixson	TN		12/15/2022	8.500	35,300		180,000
A920829	El Dorado Hills	CA		09/15/2022	9.000	448,930	57,332	765,000
A920704	Banning	CA		09/15/2022	8.500	203,500	10,000	360,000
A920793	Temecula	CA		09/15/2022	8.500	260,500	5,000	450,000
A730149	Midwest City	OK		11/15/2022	9.000	88,200		180,000
A800147	Denver	CO		12/15/2022	9.500	575,100		1,000,000
A920887	Vista	CA		09/15/2022	8.625	463,795		780,000
A920892	Novato	CA		10/14/2022	9.000	769,500		1,450,000
A921036	Los Angeles	CA		12/15/2022	8.750	772,000		1,050,000
A600523	Chicago	IL		11/15/2022	10.250	299,061		1,650,000
A920939	Riverside	CA		11/15/2022	9.500	365,400		515,000
A271393	Conover	NC		10/14/2022	9.500	5,644		300,000
A921037	San Diego	CA		12/15/2022	8.750	831,070		1,225,000
A303530	Clarkston	GA		12/15/2022	9.750	95,400		175,000
A271337	Charlotte	NC		09/15/2022	8.500	205,200		280,000
A210373	Richmond	VA		10/14/2022	8.750	165,000		220,000
A751092	Killeen	TX		12/15/2022	9.000	102,885		140,000
A800145	Denver	CO		12/15/2022	9.500	1,192,500		1,600,000
A730121	Oklahoma City	OK		09/15/2022	9.000	96,300		140,000
A881245	North Las Vegas	NV		09/15/2022	8.750	353,260		500,000
A920828	Sacramento	CA		09/15/2022	9.000	309,510		425,000
A730133	Oklahoma City	OK		10/14/2022	9.000	95,715		135,000
A921106	Los Angeles	CA		12/15/2022	8.500	878,500		1,650,000
A921167	Sacramento	CA		12/15/2022	8.500	258,300		460,000
A919689	Los Angeles	CA		11/15/2022	9.500	557,257		1,100,000
A271474	Greensboro	NC		12/15/2022	8.500	187,500		255,000
A321525	Lehigh Acres	FL		12/15/2022	9.000	216,000		365,000
A920841	Los Angeles	CA		09/15/2022	8.625	472,235		800,000
A303497	Woodstock	GA		12/15/2022	8.500	272,544		390,000
A920840	Sacramento	CA		09/15/2022	8.625	300,000		400,000
A921162	Sacramento	CA		12/15/2022	9.000	405,000		540,000

ANNUAL STATEMENT FOR THE YEAR 2022 OF THE AMERICAN EQUITY INVESTMENT LIFE INSURANCE COMPANY

SCHEDULE B - PART 2

Showing All Mortgage Loans ACQUIRED AND ADDITIONS MADE During the Current Year

1 Loan Number	Location		4 Loan Type	5 Date Acquired	6 Rate of Interest	7 Actual Cost at Time of Acquisition	8 Additional Investment Made After Acquisition	9 Value of Land and Buildings
	2 City	3 State						
A921149	West Sacramento	CA	12/15/2022	8.500	207,500	400,000
A920728	Oceanside	CA	09/15/2022	8.500	406,200	665,000
A850482	Kingman	AZ	11/15/2022	9.000	61,650	90,000
A271497	Smithfield	NC	12/15/2022	8.500	117,900	230,000
A920843	Danville	CA	09/15/2022	8.500	1,215,000	96,500	1,800,000
A303407	Savannah	GA	09/15/2022	9.375	137,883	295,000
A921122	Menlo Park	CA	12/15/2022	8.500	1,968,800	3,050,000
A290155	Columbia	SC	12/15/2022	9.000	133,066	199,900
A303396	Savannah	GA	09/15/2022	9.375	99,444	230,000
A751082	Dallas	TX	10/14/2022	10.750	436,500	610,000
A630555	Springfield	MO	10/14/2022	9.625	67,500	90,000
A980272	Puyallup	WA	12/15/2022	8.625	432,200	625,000
A290152	Columbia	SC	12/15/2022	9.000	111,429	168,001
A271489	Jacksonville	NC	12/15/2022	8.750	225,000	300,000
A303429	Columbus	GA	09/15/2022	8.500	131,250	175,000
A600502	Homewood	IL	09/15/2022	8.250	247,500	330,000
A321452	Parrish	FL	09/15/2022	9.000	354,600	500,000
A303528	Atlanta	GA	12/15/2022	8.500	94,350	150,000
A881267	North Las Vegas	NV	12/15/2022	9.500	234,900	375,900
A921160	Roseville	CA	12/15/2022	8.500	334,800	625,000
A210372	Virginia Beach	VA	09/15/2022	9.375	153,000	250,000
A290157	Spartanburg	SC	12/15/2022	8.500	75,350	190,000
A921126	Mountain View	CA	12/15/2022	8.500	7,500,000	14,575,000
A271502	Raleigh	NC	12/15/2022	8.500	146,700	285,000
A921002	Los Angeles	CA	12/15/2022	9.500	418,225	3,900,000
A800122	Estes Park	CO	09/15/2022	8.750	460,000	18,000	825,000
A210388	Henrico	VA	12/15/2022	10.750	217,000	310,000
A630546	Springfield	MO	09/15/2022	9.625	104,400	155,000
A921074	Inglewood	CA	12/15/2022	9.500	598,500	850,000
A919649	Fresno	CA	11/15/2022	8.500	127,500	255,000
A303452	Dalton	GA	10/14/2022	11.250	108,750	150,000
A630567	Saint Louis	MO	12/15/2022	9.750	95,910	130,000
A303478	Atlanta	GA	12/15/2022	9.500	224,470	300,000
A271375	Winston-Salem	NC	10/14/2022	9.000	112,700	161,000
A730156	Oklahoma City	OK	11/15/2022	9.000	87,300	155,000
A980261	Seattle	WA	09/15/2022	8.500	546,798	19,219	2,800,000
A321416	Titusville	FL	12/15/2022	9.750	229,500	375,000
A271378	Richlands	NC	10/14/2022	8.750	171,000	230,000
A920936	San Rafael	CA	10/14/2022	9.000	1,100,000	200,000	2,100,000
A800143	Denver	CO	11/15/2022	10.000	810,000	1,375,000
A920921	Escondido	CA	10/14/2022	8.750	377,795	120,198	700,000
A980266	Seattle	WA	10/14/2022	8.625	675,000	24,000	1,400,000
A271491	Charlotte	NC	12/15/2022	8.500	226,800	315,000
A920178	South Pasadena	CA	09/15/2022	9.000	1,623,032	79,385	2,650,000
A921120	Sacramento	CA	12/15/2022	8.500	358,200	630,000
A830023	Coeur d'Alene	ID	12/15/2022	9.750	298,500	505,000
A921089	San Diego	CA	12/15/2022	8.750	544,367	840,000
A921035	San Clemente	CA	11/15/2022	8.500	1,359,000	1,850,000
A920809	Oceanside	CA	09/15/2022	8.750	732,784	137,649	1,200,000
A630549	Kansas City	MO	10/14/2022	9.000	87,930	135,000
A920882	Sacramento	CA	09/15/2022	9.000	605,444	81,975	1,000,000
A303548	Conley	GA	12/15/2022	8.500	97,750	160,000
A920886	Los Angeles	CA	10/14/2022	8.500	1,084,500	53,250	1,600,000
A170842	Ewing	NJ	12/15/2022	10.000	183,075	320,000
A271427	Concord	NC	12/15/2022	9.500	10,578	289,000

ANNUAL STATEMENT FOR THE YEAR 2022 OF THE AMERICAN EQUITY INVESTMENT LIFE INSURANCE COMPANY

SCHEDULE B - PART 2

Showing All Mortgage Loans ACQUIRED AND ADDITIONS MADE During the Current Year

1 Loan Number	Location		4 Loan Type	5 Date Acquired	6 Rate of Interest	7 Actual Cost at Time of Acquisition	8 Additional Investment Made After Acquisition	9 Value of Land and Buildings
	2 City	3 State						
A920668	Los Angeles	CA		09/15/2022	9.250	450,000	50,000	690,000
A303518	Dallas	GA		12/15/2022	8.500	204,850		290,000
A210394	Richmond	VA		12/15/2022	9.250	210,474		825,000
A271439	Salisbury	NC		12/15/2022	9.500	1		415,000
A881229	Pahrump	NV		09/15/2022	10.250	155,250		350,000
A920856	South San Francisco	CA		10/14/2022	9.000	900,000	80,200	1,800,000
A920922	Los Angeles	CA		10/14/2022	8.625	577,550		900,000
A921114	La Mesa	CA		12/15/2022	8.500	712,500		950,000
A303431	Lagrange	GA		09/15/2022	8.500	66,300		115,000
A920791	Fullerton	CA		09/15/2022	8.500	250,000		825,000
A881235	Elko	NV		09/15/2022	10.750	159,000		245,000
A881250	Las Vegas	NV		10/14/2022	8.750	258,750		345,000
A480452	Adrian	MI		12/15/2022	9.750	53,000		195,000
A920758	Lancaster	CA		09/15/2022	8.875	226,800		410,000
A321506	Orlando	FL		12/15/2022	9.500	258,300		400,000
A170847	Pennsville	NJ		12/15/2022	9.000	50,083		230,000
A321464	Hastings	FL		11/15/2022	10.250	104,261		300,000
A200147	Damascus	MD		12/15/2022	9.000	105,300		180,000
A881269	Henderson	NV		11/15/2022	8.750	380,862		550,000
A920794	Los Angeles	CA		09/15/2022	9.750	2,737,500		3,650,000
A630543	Kansas City	MO		09/15/2022	9.500	193,500		320,000
A303506	LaFayette	GA		12/15/2022	8.500	120,000		160,000
A350253	Montgomery	AL		09/15/2022	9.000	131,250		175,000
A321443	Bradenton	FL		09/15/2022	9.000	280,350		375,000
A271462	Granite Falls	NC		12/15/2022	9.500	18,089		285,000
A920850	Santee	CA		09/15/2022	9.500	548,100		825,000
A921174	Carlsbad	CA		12/15/2022	8.500	898,000		1,350,000
A321515	San Antonio	FL		12/15/2022	8.500	304,500		410,000
A920779	Pomona	CA		09/15/2022	9.000	468,000		650,000
A600512	Olympia Fields	IL		09/15/2022	8.250	318,750		425,000
A321522	Valrico	FL		12/15/2022	10.000	337,500		450,000
A271431	Charlotte	NC		11/15/2022	9.250	108,000		160,000
A751094	Killeen	TX		12/15/2022	8.750	148,500		230,000
A920969	Sacramento	CA		10/14/2022	9.000	620,101	43,608	1,100,000
A881228	Pahrump	NV		09/15/2022	10.250	215,100		310,000
A480446	Detroit	MI		09/15/2022	8.750	192,500		275,000
A303419	Tucker	GA		09/15/2022	8.500	195,500		315,000
A321504	Port Richey	FL		11/15/2022	9.250	150,800	54,500	295,000
A321462	Jacksonville	FL		10/14/2022	8.750	99,000		140,000
A271470	Kings Mountain	NC		12/15/2022	9.250	135,000		215,000
A921001	San Bernardino	CA		11/15/2022	9.000	136,673	24,100	420,000
A303432	Jonesboro	GA		09/15/2022	8.500	96,050		160,000
A321507	Jacksonville	FL		12/15/2022	8.750	75,150		145,000
A921061	San Diego	CA		11/15/2022	9.500	346,500		550,000
A881255	Las Vegas	NV		12/15/2022	8.750	506,250		675,000
A730175	Midwest City	OK		12/15/2022	9.000	101,250		135,000
A271342	High Point	NC		10/14/2022	9.000	86,274		117,500
A303378	Savannah	GA		09/15/2022	9.375	150,000		235,000
A730122	Oklahoma City	OK		09/15/2022	9.000	90,000		135,000
A881272	Henderson	NV		12/15/2022	9.750	876,350		1,550,000
A920857	Los Angeles	CA		09/15/2022	8.625	334,276		595,000
A321520	Ocala	FL		12/15/2022	9.750	144,000		245,000
A303472	Gainesville	GA		11/15/2022	8.500	151,300		235,000
A980243	Seattle	WA		09/15/2022	8.500	560,729	59,968	2,400,000
A730160	Bethany	OK		11/15/2022	9.000	92,250		155,000

ANNUAL STATEMENT FOR THE YEAR 2022 OF THE AMERICAN EQUITY INVESTMENT LIFE INSURANCE COMPANY

SCHEDULE B - PART 2

Showing All Mortgage Loans ACQUIRED AND ADDITIONS MADE During the Current Year

1	Location		4	5	6	7	8	9
	2	3						
Loan Number	City	State	Loan Type	Date Acquired	Rate of Interest	Actual Cost at Time of Acquisition	Additional Investment Made After Acquisition	Value of Land and Buildings
A920816	Sacramento	CA		09/15/2022	8.500	315,900	71,500	640,000
A210379	Orange	VA		09/15/2022	9.750	147,300	145,500	420,000
A210387	Richmond	VA		10/14/2022	8.750	214,200	28,675	520,000
A303520	Riverdale	GA		12/15/2022	8.500	112,200		180,000
A303524	Mableton	GA		12/15/2022	8.500	122,400		180,000
A150286	Sewickley	PA		12/15/2022	9.000	450,000		600,000
A730169	Tulsa	OK		12/15/2022	9.000	113,250		151,000
A271281	Hickory	NC		09/15/2022	9.500	56,689	113,784	450,000
A920973	Thousand Oaks	CA		10/14/2022	9.250	679,500		1,150,000
A920849	Lancaster	CA		10/14/2022	10.250	248,220		415,000
A850420	Phoenix	AZ		12/15/2022	9.750	200,969		8,275,000
A271277	Charlotte	NC		11/15/2022	9.500	127,033		300,000
A921090	Huntington Beach	CA		12/15/2022	9.500	599,200		2,550,000
A919929	Los Angeles	CA		11/15/2022	8.500	1,343,151		3,300,000
A303547	Ellenwood	GA		12/15/2022	8.500	156,114		225,000
A271494	Raleigh	NC		12/15/2022	8.500	324,000		540,000
A920802	Palmdale	CA		09/15/2022	8.875	387,000		550,000
A921110	Orange	CA		12/15/2022	9.000	340,800		605,000
A921166	Lakeside	CA		12/15/2022	8.500	450,000		800,000
A271360	Cameron	NC		09/15/2022	8.500	213,750		300,000
A980275	Seattle	WA		12/15/2022	9.750	230,000		2,700,000
A921047	Hidden Hills	CA		12/15/2022	8.750	1,193,534		13,500,000
A271445	Jacksonville	NC		12/15/2022	8.750	172,800		245,000
A730159	Yukon	OK		11/15/2022	9.000	117,000		190,000
A920504	Cameron Park	CA		09/15/2022	9.000	509,400		685,000
A920787	Pasadena	CA		09/15/2022	9.750	652,500		1,000,000
A921064	Lawndale	CA		12/15/2022	9.500	585,000		1,050,000
A600514	Barrington	IL		09/15/2022	8.250	337,500		450,000
A919770	San Jose	CA		09/15/2022	8.500	1,144,753	22,734	3,000,000
A210367	Richmond	VA		09/15/2022	8.500	106,165	116,080	350,000
A881159	Las Vegas	NV		09/15/2022	9.750	237,440		430,000
A920987	San Jose	CA		10/14/2022	8.500	1,062,500		1,400,000
A800096	Denver	CO		09/15/2022	8.500	627,773	23,540	2,300,000
A271409	Winston-Salem	NC		12/15/2022	9.000	95,579		155,000
A800117	Denver	CO		12/15/2022	10.000	381,742		2,900,000
A150285	Philadelphia	PA		12/15/2022	9.000	13,500		225,000
A303482	Lithonia	GA		10/14/2022	8.500	170,850		275,000
A600508	Frankfort	IL		09/15/2022	8.250	375,000		500,001
A200143	Baltimore	MD		11/15/2022	10.125	20,100		190,000
A240009	Falling Waters	WV		12/15/2022	9.000	261,850		430,000
A210393	Locust Grove	VA		12/15/2022	9.750	137,446		465,000
A920815	Madera	CA		09/15/2022	8.500	298,800	60,000	495,000
A921119	Santee	CA		12/15/2022	9.000	383,500		535,000
A271468	Winston-Salem	NC		12/15/2022	9.000	124,378		180,000
A920785	San Jose	CA		09/15/2022	8.500	1,044,000	67,000	1,750,000
A919538	Los Angeles	CA		11/15/2022	9.250	1,740,000		4,750,000
A600510	Berwyn	IL		09/15/2022	8.250	288,750		385,000
A800136	Denver	CO		11/15/2022	10.000	1,557,000		2,400,000
A920034	Menlo Park	CA		09/15/2022	7.500	3,217,479	420,116	7,350,000
A271422	Charlotte	NC		12/15/2022	9.500	279,614		540,000
A920706	Corona Del Mar	CA		09/15/2022	8.500	4,860,000		6,480,000
A200141	Baltimore	MD		11/15/2022	10.125	34,500	10,000	210,000
A921134	Spring Valley	CA		12/15/2022	8.500	315,000		630,000
A850425	Scottsdale	AZ		09/15/2022	10.250	591,344		1,800,000
A881268	North Las Vegas	NV		11/15/2022	8.750	300,000		400,000

ANNUAL STATEMENT FOR THE YEAR 2022 OF THE AMERICAN EQUITY INVESTMENT LIFE INSURANCE COMPANY

SCHEDULE B - PART 2

Showing All Mortgage Loans ACQUIRED AND ADDITIONS MADE During the Current Year

1 Loan Number	Location		4 Loan Type	5 Date Acquired	6 Rate of Interest	7 Actual Cost at Time of Acquisition	8 Additional Investment Made After Acquisition	9 Value of Land and Buildings
	2 City	3 State						
A303502	JacksonGA	11/15/2022	8.50066,300	110,000
A881265	Las VegasNV	11/15/2022	8.750	715,007	1,300,000
A200142	BaltimoreMD	10/14/2022	10.12521,100	7,000	215,000
A271435	MocksvilleNC	12/15/2022	8.50073,710	145,000
A920831	ArcadiaCA	11/15/2022	10.000	532,731	2,400,000
A921079	LompocCA	12/15/2022	9.000	367,064	490,000
A150284	PittsburghPA	12/15/2022	10.000	198,000	320,000
A271382	ThomasvilleNC	10/14/2022	9.00089,021	123,000
A881262	Las VegasNV	11/15/2022	8.750	370,385	500,000
A751063	KilleenTX	09/15/2022	9.000	120,000	160,000
A920429	Cedarpines ParkCA	10/14/20229.750	280,000	405,000
A850460	PhoenixAZ	09/15/2022	7.500	527,117	6,601	2,350,000
A290134	GreenvilleSC	09/15/2022	8.50057,970	4,000	210,000
A600503	South HollandIL	09/15/20228.250	221,250	295,000
A303543	StockbridgeGA	12/15/2022	8.500	148,750	330,000
A370385	MemphisTN	11/15/2022	9.000	123,750	165,000
A303399	SavannahGA	09/15/20229.375	104,522	6,348	285,000
A921059	RiversideCA	11/15/20229.987	742,500	1,230,000
A751079	DallasTX	12/15/2022	10.000	1,260,000	1,800,000
A881240	Las VegasNV	09/15/2022	8.750	263,700	360,000
A303544	Sugar HillGA	12/15/2022	9.750	198,000	315,000
A920885	SunnyvaleCA	12/15/2022	10.000	1,137,016	2,100,000
A321528	Saint PetersburgFL	12/15/2022	8.750	157,500	290,000
A321524	New Port RicheyFL	12/15/2022	9.00095,200	260,000
A303426	AtlantaGA	09/15/2022	8.500	191,250	255,000
A920807	PalmdaleCA	09/15/2022	10.250	270,000	440,000
A660120	Kansas CityKS	10/14/20229.500	209,250	330,000
A730172	Midwest CityOK	11/15/2022	9.00092,385	165,000
A920877	LakewoodCA	09/15/20228.625	512,450	800,000
A920981	Los AngelesCA	11/15/2022	8.500	937,500	1,250,000
A751088	WacoTX	12/15/2022	9.000	150,000	200,000
A881271	HendersonNV	12/15/2022	8.750	330,000	440,000
A200146	FrederickMD	12/15/2022	9.00090,000	120,000
A210377	HayesVA	09/15/20229.250	389,000	575,000
A290139	ColumbiaSC	09/15/20229.125	100,500	134,000
A321499	Miramar BeachFL	12/15/20229.750	1,235,000	1,900,000
A920768	Santa MonicaCA	09/15/20229.500	2,887,400	3,850,000
A370365	MemphisTN	09/15/2022	9.00077,700	111,000
A270530	CharlotteNC	09/15/2022	8.500	374,158	500,000
A303384	SavannahGA	09/15/20229.375	183,750	280,000
A921041	San DiegoCA	11/15/2022	8.750	626,005	48,215	1,000,000
A850465	Lake Havasu CityAZ	09/15/20229.500	305,792	600,000
A321516	Saint AugustineFL	12/15/20229.750	481,000	740,000
A271465	Winston-SalemNC	12/15/2022	9.00094,044	145,000
A921178	BurbankCA	12/15/20229.500	724,500	1,125,000
A920298	Los AngelesCA	10/14/2022	8.500	1,662,351	126,084	7,500,000
A240010	MartinsburgWV	12/15/2022	9.000	136,080	210,000
A303385	SavannahGA	09/15/20229.375	150,000	225,000
A271365	CharlotteNC	09/15/2022	8.500	153,581	275,000
A271414	GreensboroNC	11/15/2022	8.500	282,950	430,000
A303525	McdonoughGA	12/15/2022	8.50052,105	100,000
A921101	Los AngelesCA	12/15/20229.500	1,305,000	2,500,000
A830022	Post FallsID	12/15/20229.750	322,000	430,000
P5220518914	ORANGE BEACHAL	07/13/2022	7.750	352,035	455,000
P5220619718	PlanoTX	08/10/20226.625	523,240	615,000

ANNUAL STATEMENT FOR THE YEAR 2022 OF THE AMERICAN EQUITY INVESTMENT LIFE INSURANCE COMPANY

SCHEDULE B - PART 2

Showing All Mortgage Loans ACQUIRED AND ADDITIONS MADE During the Current Year

1	Location		4	5	6	7	8	9
	2	3						
Loan Number	City	State	Loan Type	Date Acquired	Rate of Interest	Actual Cost at Time of Acquisition	Additional Investment Made After Acquisition	Value of Land and Buildings
P2009024108	Piperton	TN		07/13/2022	7.625	614,545		686,000
P2009024118	Doswell	VA		06/15/2022	6.625	326,836		430,000
P5220620431	Aliso Viejo	CA		08/24/2022	8.990	1,085,370		1,300,000
P2009024058	Manalapan	NJ		06/15/2022	6.500	516,902		631,000
P5220519249	Iron Station	NC		08/10/2022	7.500	230,147		275,000
P5220417920	Pepper Pike	OH		06/29/2022	8.000	595,328		700,000
P4220317369	Phoenix	AZ		06/02/2022	6.500	250,275		393,000
P2009024037	Redondo Beach	CA		06/15/2022	6.375	414,512		1,815,000
P4220518907	Bellevue	WA		06/29/2022	7.125	1,637,823		2,420,000
P2009024629	Fresno	CA		08/24/2022	8.990	219,398		247,000
P2009024243	Lilburn	GA		07/13/2022	7.500	314,138		350,000
P2009024473	Willis	TX		07/27/2022	7.625	336,806		415,000
P2009024610	Thornton	CO		08/24/2022	7.990	612,698		755,000
P2009024683	Los Angeles	CA		08/24/2022	7.625	501,231		540,000
P5220418391	Philadelphia	PA		07/27/2022	6.875	148,222		196,000
P2009024423	Dundalk	MD		07/13/2022	7.990	247,608		275,000
P2009024476	Capitol Heights	MD		07/13/2022	8.625	194,385		215,871
P2009024617	Thompsons Station	TN		08/24/2022	7.375	376,136		705,000
P2009024489	Seaford	DE		07/27/2022	8.625	261,456		330,000
P5220720757	Turner	ME		08/24/2022	9.250	417,582		499,500
P5220619667	Grandview	TX		07/13/2022	9.125	534,337		640,000
P2009024347	Delran	NJ		07/13/2022	9.250	298,125		380,000
P2009024018	Hawthorne	NJ		07/13/2022	6.250	310,548		380,000
P2009024254	Long Beach	CA		06/02/2022	6.750	340,168		890,000
P5220518813	Carrollton	TX		06/29/2022	7.875	475,256		525,000
P2009024237	Woodbridge	VA		07/13/2022	7.990	427,369		475,000
P5220620121	Springtown	TX		08/24/2022	8.990	104,500		263,000
P4220216504	Westlake	FL		07/27/2022	8.250	245,951		473,000
P2009024354	Rancho Cordova	CA		07/13/2022	7.875	427,160		475,000
P4220418593	Indian Springs	NV		06/15/2022	7.990	190,503		395,000
P5220317262	Swanton	VT		07/13/2022	6.250	237,215		375,000
P2009024073	Chicago	IL		06/15/2022	6.625	166,558		200,000
P5220720660	Johnston	RI		08/10/2022	7.785	395,053		455,000
P4220418222	Victorville	CA		06/02/2022	9.750	271,575		420,000
P4220720778	Charlotte	NC		08/24/2022	7.125	158,174		210,000
P2009023813	Mooreville	NC		06/15/2022	8.500	308,798		387,000
P5220418213	Jacksonville	FL		08/10/2022	7.375	525,870		1,220,000
P4220418345	Summerfield	FL		07/13/2022	7.875	207,363		300,000
P5220317464	STUART	FL		06/15/2022	6.750	823,033		975,000
P4220518975	Norwalk	CA		06/29/2022	8.250	462,515		486,000
P2009024308	Sterling	VA		07/13/2022	7.250	396,103		540,000
P2009024088	Trenton	NJ		06/15/2022	9.125	127,732		160,000
P2009024283	Silver Spring	MD		07/13/2022	7.875	394,661		455,000
P2009024307	Beaumont	CA		07/13/2022	7.875	394,751		440,000
P4220619809	Miami	FL		08/10/2022	6.875	245,552		298,000
P2009024295	Charleston	SC		07/13/2022	6.750	415,421		535,000
P5220518965	Tavares	FL		07/27/2022	7.250	707,236		1,175,000
P4220619607	GREENVILLE	SC		07/27/2022	7.500	872,004		940,000
P2009024002	LOS ANGELES	CA		06/02/2022	6.250	298,027		1,199,833
P2009024190	Clinton	MD		07/13/2022	7.625	323,858		419,000
P2009024333	Flanders	NJ		07/13/2022	8.125	794,720		890,000
P2009023762	Tacoma	WA		06/02/2022	5.750	210,888		460,000
P4220518846	Rossville	GA		07/13/2022	7.750	154,024		210,600
P4220519508	New Castle	DE		08/24/2022	8.990	288,681		327,000
P2009024316	Houston	TX		07/13/2022	7.625	174,940		200,000

ANNUAL STATEMENT FOR THE YEAR 2022 OF THE AMERICAN EQUITY INVESTMENT LIFE INSURANCE COMPANY

SCHEDULE B - PART 2

Showing All Mortgage Loans ACQUIRED AND ADDITIONS MADE During the Current Year

1	Location		4	5	6	7	8	9
	2	3						
Loan Number	City	State	Loan Type	Date Acquired	Rate of Interest	Actual Cost at Time of Acquisition	Additional Investment Made After Acquisition	Value of Land and Buildings
P2009023872	San Bernardino	CA	08/10/2022	4.875	264,545	352,000
P2009024090	Hillside	IL	07/13/2022	7.250	252,383	295,000
P2009023994	Elmwood Park	NJ	07/13/2022	5.750	448,017	530,000
P5220518785	Chester	PA	07/13/2022	7.300	132,242	180,000
P2009023956	Vernon	CT	06/15/2022	6.750	180,690	254,000
P2009023963	Plano	TX	06/15/2022	6.125	230,524	346,000
P5220418065	Whittier	CA	07/13/2022	6.875	685,619	950,000
P4220418299	Woodstock	GA	06/29/2022	7.500	758,195	902,000
P4220418457	Orlando	FL	07/13/2022	7.375	199,133	241,000
P2009024572	Compton	CA	08/24/2022	6.990	428,992	580,000
P2009024209	Long Valley	NJ	07/13/2022	6.375	414,745	3,652	610,000
P2009024615	Olympia	WA	08/24/2022	7.990	354,173	399,000
P5220619866	Opelika	AL	08/24/2022	8.875	201,163	275,000
P5220418533	Andover	KS	06/29/2022	6.875	247,394	325,000
P4220418324	San Antonio	TX	06/29/2022	6.500	104,081	160,000
P4220417895	Merritt Island	FL	06/15/2022	8.625	818,719	1,030,000
P2009024011	Gurnee	IL	06/15/2022	6.625	259,293	310,000
P5220620355	San Diego	CA	08/24/2022	8.375	271,700	950,000
P2009024319	North Las Vegas	NV	07/27/2022	7.500	204,619	260,000
P5220418464	Red Bank	NJ	07/13/2022	7.750	445,603	530,000
P5220519449	Glenview	IL	07/27/2022	6.875	907,125	1,180,000
P5220519032	Dallas	TX	07/13/2022	5.875	2,285,465	3,278,000
P4220417989	Concord	NC	06/29/2022	6.750	203,784	299,244
P4220418049	Mechanicsburg	PA	06/15/2022	7.125	446,758	540,000
P2009024007	Escondido	CA	06/15/2022	6.375	695,591	750,000
P5220418616	CORONA	CA	06/15/2022	6.990	169,730	872,000
P4220519484	Boca Raton	FL	07/13/2022	6.750	325,600	610,000
P5220519040	New Orleans	LA	08/10/2022	7.375	264,134	320,000
P5220720736	Durango	CO	08/24/2022	7.750	362,990	550,000
P4220518949	Lakewood	WA	06/29/2022	7.990	260,625	880,000
P5220418611	Johnstown	CO	07/27/2022	8.625	489,659	580,000
P4220720855	Bentonville	AR	08/24/2022	8.875	587,813	663,000
P5220519056	Dickson	TN	07/13/2022	7.990	95,400	139,000
P2009024249	Paradise Valley	AZ	06/02/2022	5.250	2,118,553	2,700,000
P2009023965	Vineland	NJ	06/02/2022	6.875	275,148	310,200
P5220518848	Raleigh	NC	07/13/2022	8.375	487,017	520,000
P5220518884	Scottsdale	AZ	06/29/2022	7.125	334,919	705,000
P5220518863	San Diego	CA	07/13/2022	8.750	468,600	550,000
P2009024122	Phoenix	AZ	06/15/2022	7.125	417,896	501,000
P4220619930	Escondido	CA	08/10/2022	6.875	2,059,999	2,750,000
P2009024342	Austin	TX	07/13/2022	7.125	502,766	1,270,000
P5220418520	Cathedral City	CA	06/29/2022	6.250	319,551	521,000
P2009024284	Olympia	WA	07/13/2022	7.375	517,480	550,000
P2009024202	Keizer	OR	07/13/2022	6.375	505,786	696,000
P4220418342	Prosperity	SC	06/29/2022	9.250	111,825	150,000
P4220417997	Deerfield Beach	FL	06/02/2022	6.250	417,417	560,000
P2009024686	Waterford	CA	08/10/2022	7.990	308,792	400,000
P8220500006	San Francisco	CA	08/10/2022	6.500	716,425	2,028,436
P2009024174	Wallingford	CT	07/13/2022	7.750	250,089	300,000
P2009024563	Hayward	CA	08/10/2022	6.990	255,727	410,000
P2009024501	Norwalk	CT	07/13/2022	8.875	395,572	505,000
P4220417816	San Clemente	CA	06/15/2022	6.625	2,196,299	2,650,000
P5220418169	San Francisco	CA	06/29/2022	6.500	1,249,464	1,608,000
P4220619968	Forest	VA	08/10/2022	6.250	250,660	302,000
P2009024569	Glendale	AZ	08/24/2022	8.625	333,964	429,000

ANNUAL STATEMENT FOR THE YEAR 2022 OF THE AMERICAN EQUITY INVESTMENT LIFE INSURANCE COMPANY

SCHEDULE B - PART 2

Showing All Mortgage Loans ACQUIRED AND ADDITIONS MADE During the Current Year

1	Location		4	5	6	7	8	9
	2	3						
Loan Number	City	State	Loan Type	Date Acquired	Rate of Interest	Actual Cost at Time of Acquisition	Additional Investment Made After Acquisition	Value of Land and Buildings
P4220619752	Parkland	FL	08/24/2022	8.125	736,407	890,000
P5220519439	Labelle	FL	07/27/2022	6.250	171,355	233,000
P2009024112	Yuba City	CA	06/15/2022	6.875	490,308	625,000
P5220317541	Southwest Ranches	FL	06/15/2022	6.625	1,229,136	1,450,000
P2009024153	Glen Burnie	MD	06/15/2022	6.625	315,732	385,000
P2009024587	Richmond	TX	07/27/2022	7.750	282,150	360,000
P2009024102	Strasburg	CO	06/15/2022	8.125	435,562	485,000
P4220418006	Paterson	NJ	06/15/2022	6.750	108,133	130,000
P5220519358	Fort Worth	TX	08/10/2022	8.750	183,440	297,000
P5220518653	Houston	TX	07/13/2022	6.500	1,134,569	2,400,000
P2009024550	Newark	DE	08/24/2022	7.250	260,127	332,000
P4220317686	DETROIT	MI	06/15/2022	7.875	151,495	183,000
P2009024107	Howard	PA	07/27/2022	6.990	219,908	325,000
P4220418015	Ocoee	FL	06/15/2022	6.500	253,743	291,000
P2009024266	Clinton	CT	07/13/2022	7.125	266,784	320,000
P2009024001	Woodland Hills	CA	06/29/2022	6.750	1,498,267	1,800,000
P2009024303	Germantown	MD	07/13/2022	7.990	314,011	350,000
P5211215260	Rancho Mirage	CA	06/15/2022	4.375	2,019,348	2,850,000
P2009024695	Spring Branch	TX	08/10/2022	7.875	864,605	1,050,000
P2009024196	Landover	MD	07/13/2022	7.500	249,637	285,000
P2009024664	Roselle Park	NJ	08/10/2022	8.250	255,277	311,000
P4220216725	Sunny Isles Beach	FL	06/02/2022	4.500	657,091	1,500,000
P2009023836	Mount Airy	MD	06/15/2022	5.875	283,049	370,000
P2009024061	Sterling	VA	06/15/2022	7.990	548,693	575,000
P2009023898	New Brunswick	NJ	07/13/2022	8.375	157,012	200,000
P5220620294	Naples	FL	08/10/2022	7.990	343,763	445,000
P4220418366	Tampa	FL	06/29/2022	8.125	707,160	835,000
P4220317517	Key Largo	FL	06/02/2022	5.625	1,029,727	1,300,000
P5220620327	Lavista	NE	08/24/2022	8.990	253,796	270,000
P2009024351	Vallejo	CA	07/13/2022	7.625	416,279	500,000
P2009024752	Vancouver	WA	08/24/2022	8.990	353,524	406,000
P2009024750	Chesterfield	VA	08/24/2022	9.990	564,050	759,000
P8220500007	Oakland	CA	08/10/2022	7.500	374,739	475,000
P2009023989	Lyman	SC	06/15/2022	7.500	226,175	285,000
P2009024620	Delran	NJ	08/10/2022	8.875	310,628	370,000
P2009023951	Cumming	GA	06/02/2022	6.990	533,185	770,220
P2009024323	South Jordan	UT	07/13/2022	7.500	422,170	580,000
P4220418283	Naples	FL	06/02/2022	6.500	394,356	560,000
P2009024374	Portland	OR	08/24/2022	6.750	344,365	520,000
P4220518861	Norco	CA	07/13/2022	6.500	891,000	1,220,000
P2009024388	Wilmington	DE	07/13/2022	7.750	256,473	285,000
P2009023879	Barstow	CA	08/10/2022	5.375	133,864	225,000
P2009024028	Riverview	FL	06/15/2022	5.875	360,879	445,000
P5220619680	Chapel Hill	NC	08/10/2022	8.375	373,065	515,000
P2009024145	Haines City	FL	07/13/2022	7.375	308,179	346,000
P5220317676	Tampa	FL	07/27/2022	6.990	243,173	290,000
P2009024220	Antioch	CA	07/13/2022	7.875	434,166	555,000
P4220619929	Discovery Bay	CA	08/24/2022	6.990	1,716,745	2,519,000
P2009024425	YORKTOWN	VA	08/10/2022	8.125	675,072	821,600
P5220317435	Roslyn	PA	06/15/2022	7.125	252,405	365,000
P5220418288	Alpharetta	GA	06/29/2022	5.875	487,883	610,000
P2009023807	Elizabeth	NJ	06/15/2022	5.990	399,206	540,000
P4220418448	Co Spgs	CO	06/29/2022	6.375	145,013	330,000
P2009023609	Smyrna	GA	06/02/2022	6.500	416,299	602,000
P4220317542	Telluride	CO	06/15/2022	6.375	1,260,696	1,600,000

ANNUAL STATEMENT FOR THE YEAR 2022 OF THE AMERICAN EQUITY INVESTMENT LIFE INSURANCE COMPANY

SCHEDULE B - PART 2

Showing All Mortgage Loans ACQUIRED AND ADDITIONS MADE During the Current Year

1	Location		4	5	6	7	8	9
	2	3						
Loan Number	City	State	Loan Type	Date Acquired	Rate of Interest	Actual Cost at Time of Acquisition	Additional Investment Made After Acquisition	Value of Land and Buildings
P5220418562	Andover	KS		06/29/2022	6.875	247,394		325,000
P2009024453	Oxon Hill	MD		08/24/2022	7.500	268,507		301,000
P5220418427	Stone Mountain	GA		07/13/2022	8.125	115,655		146,000
P2009024089	San Jose	CA		07/13/2022	6.125	1,029,310		1,450,000
P2009024057	Maricopa	AZ		06/15/2022	5.990	229,442		350,000
P5220417958	Macon	GA		07/27/2022	6.500	174,473		230,000
P5220720686	Covington	KY		08/24/2022	8.500	285,285		385,000
P5220519166	Jacksonville	FL		08/10/2022	8.250	442,848		650,000
P2009024465	North St Paul	MN		07/13/2022	7.990	359,098		452,000
P4220317349	Eastpoint	FL		06/15/2022	5.500	307,859		374,000
P2009024412	Beltsville	MD		07/13/2022	7.990	409,181		455,000
P2009024717	Pembroke Pines	FL		08/10/2022	7.625	776,470		943,000
P5220418622	MIAMI	FL		07/27/2022	7.375	943,749		1,200,000
P5220619663	Sarasota	FL		08/10/2022	8.250	564,852		747,000
P4220417995	Phoenix	AZ		06/29/2022	6.500	442,907		570,000
P5220417935	NEWPORT BEACH	CA		06/15/2022	6.875	528,620		1,975,000
P2009024181	Garfield	NJ		08/24/2022	8.250	470,627		565,000
P2009023625	Torrance	CA		08/10/2022	5.875	361,463		500,000
P5220720665	Pawtucket	RI		08/10/2022	6.955	331,624		430,000
P5220417811	FORT WALTON BEACH	FL		06/02/2022	7.500	254,453		320,000
P5220620395	Sanger	TX		08/10/2022	7.375	379,781		425,000
P5220620097	Charlotte	NC		08/24/2022	7.250	328,972		810,000
P4220418598	WEST HILLS	CA		06/15/2022	6.990	803,606		915,000
P2009024098	Cedar Hill	TX		07/13/2022	7.750	239,623		303,000
P2009023631	Miami	FL		06/15/2022	8.125	925,017		1,030,000
P2009024546	Plainfield	IL		07/27/2022	7.750	284,240		320,000
P2009023883	Sarasota	FL		06/15/2022	5.625	442,694		605,000
P5220519007	Palm Springs	CA		07/13/2022	7.125	942,295		1,525,000
P5220317786	Austin	TX		06/02/2022	8.125	1,025,063		1,375,000
P2009024253	Los Angeles (Northridge Area)	CA		06/02/2022	6.250	2,141,509		2,478,000
P5220317404	Richmond	VA		06/29/2022	7.750	192,620		252,000
P2009024291	Falls Church	VA		07/13/2022	7.875	584,535		650,000
P5220518864	Burnet	TX		06/29/2022	5.990	458,197		576,000
P5220619739	Yorba Linda	CA		08/10/2022	7.250	1,147,269		1,385,000
P2009024746	Frisco	TX		08/24/2022	7.375	469,866		651,050
P2009024332	Woodford	VA		07/27/2022	7.625	279,792		320,000
P2009023985	Isalmarada	FL		07/13/2022	5.750	2,085,194		2,600,000
P5220418444	Farmington	MI		07/13/2022	7.990	126,972		185,000
P2009024287	Wilmington	NC		08/10/2022	8.250	232,518		295,000
P2009023934	Miami	FL		06/02/2022	5.375	513,038		1,000,000
P2009024370	Orlando	FL		07/13/2022	7.125	302,488		363,000
P2009024520	Gaithersburg	MD		08/10/2022	6.750	289,206		410,000
P2009024165	Washington	DC		07/13/2022	7.750	286,055		342,000
P5220417946	Fairhope	AL		06/29/2022	6.250	880,688		1,124,000
P2009023962	Orange	NJ		06/15/2022	7.875	275,056		370,000
P2009024175	South Amboy	NJ		07/13/2022	8.250	338,009		436,000
P2009023975	Pompano Beach	FL		07/13/2022	6.990	330,833		375,000
P5220720564	Leander	TX		08/24/2022	8.990	1,232,425		1,500,000
P2009024180	Sterling	VA		07/13/2022	7.250	473,093		640,000
P2009024483	Gaithersburg	MD		07/13/2022	7.990	319,519		360,000
P5220317558	Nashville	TN		06/02/2022	6.750	1,106,363		1,300,000
P2009024353	Summerville	SC		07/13/2022	8.125	386,206		430,000
P4220417941	Parker	CO		06/15/2022	5.990	727,013		910,000
P2009024075	Downey	CA		07/13/2022	7.375	623,347		715,000
P2009024197	Houston	TX		06/15/2022	6.875	206,998		269,000

ANNUAL STATEMENT FOR THE YEAR 2022 OF THE AMERICAN EQUITY INVESTMENT LIFE INSURANCE COMPANY

SCHEDULE B - PART 2

Showing All Mortgage Loans ACQUIRED AND ADDITIONS MADE During the Current Year

1	Location		4	5	6	7	8	9
	2	3						
Loan Number	City	State	Loan Type	Date Acquired	Rate of Interest	Actual Cost at Time of Acquisition	Additional Investment Made After Acquisition	Value of Land and Buildings
P2009024183	Chowchilla	CA		08/10/2022	7.375	335,809		405,000
P4220518706	Holiday	FL		06/29/2022	6.875	408,854		440,000
P5220518643	Franklin	TN		06/15/2022	7.750	846,968		1,059,000
P5211114868	Lucas	TX		06/29/2022	5.875	997,133		1,520,000
P5220316889	Summerville	SC		06/02/2022	6.125	268,152		430,000
P2009024171	Montgomery Village	MD		06/15/2022	7.250	270,776		325,000
P5220518862	Celina	TX		06/29/2022	7.990	642,734		684,000
P2009024472	East Haven	CT		08/10/2022	7.250	179,926		230,000
P5220519547	Miami	FL		08/10/2022	6.990	218,304		412,000
P4220519259	Sunrise	FL		07/27/2022	6.750	107,217		143,000
P5220518729	Austin	TX		06/29/2022	6.125	1,180,254		1,450,000
P2009024515	Miami	FL		08/10/2022	7.500	774,592		995,000
P4220619744	Grand Rapids	MI		08/10/2022	9.625	135,960		165,960
P2009024317	Stafford	VA		07/13/2022	7.875	176,376		198,000
P4220518821	Tarzana	CA		06/29/2022	8.125	987,556		1,100,000
P5220620511	Knoxville	TN		08/24/2022	8.250	244,113		455,000
P5220418434	Spring	TX		06/15/2022	4.625	175,373		269,000
P5220317734	Studio City	CA		06/02/2022	5.750	2,186,853		2,700,000
P5220317717	Kissimmee	FL		06/02/2022	6.250	207,663		290,000
P2009024095	Baltimore	MD		07/13/2022	7.500	191,917		215,000
P2009024369	Edgewater	MD		07/27/2022	7.750	318,155		362,000
P4220317606	Baton Rouge	LA		06/02/2022	6.125	186,418		246,000
P2009024334	Reisterstown	MD		07/27/2022	7.375	265,228		300,000
P2009024790	Reston	VA		08/24/2022	8.990	360,525		520,000
P5220216384	EAGLE LAKE	FL		06/02/2022	7.250	238,340		280,000
P2009023910	Laguna Woods	CA		06/15/2022	5.375	275,976		415,000
P2009024207	Charlotte	NC		07/13/2022	7.500	270,505		350,000
P2009024411	Baltimore	MD		07/13/2022	7.500	240,521		290,000
P4220620481	Friendswood	TX		08/24/2022	8.875	743,248		970,000
P5220518681	Plano	TX		07/13/2022	8.125	434,070		455,000
P4220317744	Oakland	CA		06/02/2022	5.990	488,633		575,000
P2009024527	Paso Robles	CA		07/27/2022	7.375	388,960		515,000
P5220418566	LEAD	SD		06/29/2022	7.125	274,854		328,000
P5220721553	Alhambra	CA		08/24/2022	6.990	901,730		1,400,000
P5220519054	Philadelphia	PA		06/29/2022	7.990	154,921		225,000
P4220216466	Jacksonville	FL		06/29/2022	6.990	292,431		313,300
P2009024574	Brandywine	MD		08/10/2022	7.500	356,698		462,000
P2009024232	Cheshire	CT		07/13/2022	8.375	209,462		246,000
P2009023968	Jacksonville	FL		07/27/2022	6.375	234,334		306,000
P4220518849	Hoover	AL		06/29/2022	6.625	294,251		570,000
P4220619715	Wimauma	FL		08/10/2022	7.500	288,907		337,000
P5220519019	Cape Canaveral	FL		06/29/2022	7.250	148,359		220,000
P2009024363	Oakland	CA		07/13/2022	6.375	348,164		680,000
P2009023881	LOS ANGELES	CA		06/02/2022	5.500	2,574,221		3,535,000
P2009024200	Houston	TX		06/15/2022	7.875	157,464		224,500
P2009024619	Los Angeles	CA		08/24/2022	7.375	418,747		480,000
P5220518645	INDIANAPOLIS	IN		07/13/2022	7.250	218,652		260,000
P2009024318	Aurora	CO		07/13/2022	7.500	463,186		523,000
P4220418019	Lauderhill	FL		06/02/2022	6.990	108,653		130,000
P4220619998	Castle Rock	CO		08/10/2022	7.375	1,335,138		1,680,000
P4220417881	Glendale	AZ		06/29/2022	6.625	170,656		240,000
P2009024100	Irving	TX		07/13/2022	6.250	529,782		585,000
P2009023862	Lockwood	CA		06/15/2022	4.500	502,312		1,470,000
P2009024033	Pittsburgh	PA		06/15/2022	7.500	327,603		412,000
P2009023549	Seaford	DE		07/13/2022	7.500	266,803		318,000

ANNUAL STATEMENT FOR THE YEAR 2022 OF THE AMERICAN EQUITY INVESTMENT LIFE INSURANCE COMPANY

SCHEDULE B - PART 2

Showing All Mortgage Loans ACQUIRED AND ADDITIONS MADE During the Current Year

1	Location		4	5	6	7	8	9
	2	3						
Loan Number	City	State	Loan Type	Date Acquired	Rate of Interest	Actual Cost at Time of Acquisition	Additional Investment Made After Acquisition	Value of Land and Buildings
P4220619854	Denver	CO		08/24/2022	6.990	612,934		755,000
P2009024114	Scottsdale	AZ		06/02/2022	6.375	1,730,459		2,100,000
P5220418157	Taunton	MA		07/13/2022	8.375	210,712		399,000
P5220518724	Brandon	FL		07/13/2022	6.875	487,428		550,000
P4220418121	Margate	FL		06/29/2022	5.990	106,815		270,000
P2009024173	New Carrollton	MD		07/13/2022	7.625	335,277		380,000
P2009024230	Manassas	VA		06/15/2022	8.125	536,409		630,000
P2009023961	Round Rock	TX		06/15/2022	5.990	347,506		452,500
P2009024113	Sarasota	FL		06/15/2022	6.500	233,168		300,000
P5220519382	El Dorado Hills	CA		07/13/2022	6.125	1,390,228		1,650,000
P2009024568	N Plainfield	NJ		08/24/2022	6.750	328,374		405,000
P5220317673	Reunion	FL		06/02/2022	6.375	443,873		1,420,000
P5220418625	Winter Haven	FL		07/13/2022	6.875	134,755		163,000
P5220317344	Tampa	FL		06/02/2022	6.625	228,773		315,000
P2009024386	Bradenton	FL		08/10/2022	7.250	342,185		420,000
P2009024234	Terrell	TX		07/13/2022	7.375	312,646		376,000
P2009024638	Perris	CA		08/24/2022	6.250	535,357		619,351
P4220418411	Freeport	TX		06/15/2022	5.990	229,120		375,000
P4220418097	Los Angeles	CA		06/29/2022	7.375	478,710		2,800,000
P2009024056	Ellicott City	MD		06/02/2022	6.625	1,020,272		1,307,951
P2009024017	Fresno	CA		06/15/2022	6.875	268,948		350,000
P2009024490	Baltimore	MD		07/27/2022	8.250	276,781		309,500
P2009024285	Selma	CA		07/13/2022	6.875	241,068		290,000
P2009023890	Winter Park	FL		07/13/2022	6.375	1,386,788		1,750,000
P2009024512	Annandale	VA		07/13/2022	7.500	191,448		235,000
P5220519162	Broken Bow	OK		07/13/2022	7.750	1,065,000		1,450,000
P2009024315	Oak Hills	CA		07/13/2022	6.750	659,141		849,900
P2009024521	Baltimore	MD		07/27/2022	7.500	190,549		244,000
P2009024231	Salt Lake City	UT		07/13/2022	7.990	193,440		220,000
P4220518801	Ponte Vedra Beach	FL		06/29/2022	7.625	635,226		750,000
P2009024021	Park Hill	OK		07/27/2022	5.990	813,472		1,200,000
P2009024087	N Chesterfield	VA		06/15/2022	7.990	311,247		344,950
P5220418614	Scottsdale	AZ		06/15/2022	5.990	888,834		1,950,000
P5220518636	Newburgh	NY		07/13/2022	6.500	354,563		490,000
P2009024394	Riverside	NJ		07/27/2022	8.500	237,954		280,000
P2009024309	Lewes	DE		07/27/2022	6.500	1,172,576		1,349,000
P4220418572	Irvine	CA		06/15/2022	6.250	1,156,852		1,330,000
P2009024591	Wyoming	MI		07/27/2022	7.990	244,269		278,000
P2009024539	Eatontown	NJ		08/24/2022	7.625	335,237		482,500
P2009024250	Scottsdale	AZ		06/02/2022	6.250	542,623		740,000
P5220619710	Hebron	KY		08/10/2022	8.500	201,880		263,000
P2009023882	GARDEN GROVE	CA		06/29/2022	6.000	801,759		1,085,000
P2009024215	Forked River	NJ		07/13/2022	7.990	448,652		600,000
P5220519316	Newberg	OR		07/27/2022	7.250	1,493,769		1,708,000
P2009024229	Marvin	NC		07/13/2022	7.875	314,154		349,999
P4220518669	Moreno Valley	CA		06/29/2022	8.750	519,400		700,000
P4220720864	Las Vegas	NV		08/24/2022	7.625	497,266		590,000
P5220619608	McKinney	TX		07/27/2022	6.990	410,500	150	520,000
P2009023958	Spring	TX		06/02/2022	6.250	155,201		274,977
P2009024305	Romeoville	IL		07/27/2022	7.375	186,410		238,000
P2009024311	Newark	NJ		07/13/2022	7.375	344,535		410,000
P2009024343	Boonsboro	MD		07/27/2022	7.125	325,684		393,000
P2009024204	Fillmore	UT		06/15/2022	8.375	197,344		278,000
P2009024192	Merced	CA		07/13/2022	6.250	264,221		344,000
P2009023789	Miami	FL		07/27/2022	7.375	373,216		480,000

ANNUAL STATEMENT FOR THE YEAR 2022 OF THE AMERICAN EQUITY INVESTMENT LIFE INSURANCE COMPANY

SCHEDULE B - PART 2

Showing All Mortgage Loans ACQUIRED AND ADDITIONS MADE During the Current Year

1	Location		4	5	6	7	8	9
	2	3						
Loan Number	City	State	Loan Type	Date Acquired	Rate of Interest	Actual Cost at Time of Acquisition	Additional Investment Made After Acquisition	Value of Land and Buildings
P5220418035	KingslandTX		06/15/2022	6.500	187,603		305,000
P5220518978	HEBRONKY		07/27/2022	8.250	390,717		412,000
P5220116030	GoodrichTX		08/10/2022	3.875	205,087		270,000
P5220519123	PhilipsburgPA		08/10/2022	7.250	327,524		394,000
P5220518798	OAK LAWNIL		07/13/2022	7.750	142,377		169,000
P2009024134	CharlotteNC		06/02/2022	7.875	257,978		303,000
P2009024195	WallerTX		08/24/2022	7.750	576,259		755,000
P5220519198	HebronIN		08/10/2022	7.875	225,308		285,000
P5220518856	Las VegasNV		06/29/2022	6.125	452,213		735,000
P4220720620	WoodstockGA		08/10/2022	8.375	380,070		410,000
P4220518910	KirklandWA		06/29/2022	6.990	916,683		1,361,000
P2009024068	HoustonTX		07/13/2022	7.990	158,323		314,000
P2009024482	EvergreenCO		07/13/2022	5.875	1,027,242		1,650,000
P2009023772	LaveenAZ		06/15/2022	4.625	419,500		630,000
P5220316920	MiamiFL		06/15/2022	5.500	434,635		600,000
P5220317600	Shasta LakeCA		06/29/2022	7.750	189,831		276,000
P5220619748	Galena ParkTX		08/10/2022	8.500	109,438		128,500
P2009024709	AuroraIL		08/24/2022	8.990	164,326		185,000
P4220418604	Newport NewsVA		06/29/2022	8.500	186,375		406,000
P2009024725	BrandonFL		08/24/2022	9.625	222,063		257,000
P2009024419	MiamiFL		07/27/2022	7.990	358,496		400,000
P5220418198	DetroitMI		06/29/2022	8.500	113,295		156,000
P5220519022	North Palm BeachFL		06/29/2022	7.125	374,472		469,000
P2009023923	LawrencevilleGA		07/13/2022	5.875	330,211		441,000
P2009024182	La PorteTX		06/15/2022	9.125	199,501		275,000
P4220721419	MemphisTN		08/24/2022	8.500	145,436		176,500
P2009024187	PalmdaleCA		06/02/2022	7.750	479,206		540,000
P5220317709	HOUSTONTX		06/29/2022	7.875	103,790		140,000
P5220216760	DELTACO		06/15/2022	6.500	325,079		510,000
P2009024257	AtlantaGA		06/02/2022	5.990	729,157		855,000
P4220720578	EdinburgVA		08/10/2022	8.990	187,295		231,000
P5220317125	KodakTN		06/29/2022	5.750	440,782		865,000
P4220418118	MiamiFL		06/02/2022	6.625	285,313		365,000
P2009024390	BlufftonSC		07/13/2022	8.375	405,198		430,000
P4220518876	DavenportFL		06/29/2022	6.875	326,706		425,000
P5220317632	ROCHESTERNY		06/02/2022	7.625	125,670		188,000
P5220418549	TucsonAZ		07/27/2022	7.250	338,367		430,000
P2009024456	HoustonTX		07/27/2022	7.990	244,980		277,000
P5220317740	DentonTX		06/29/2022	8.250	250,370		338,000
P5220620404	PahrumpNV		08/24/2022	8.250	240,350		642,000
P4220418380	RossvilleGA		06/29/2022	6.750	261,477		285,000
P5220619637	OrlandoFL		08/10/2022	8.990	140,003		160,000
P2009023954	HoustonTX		06/02/2022	6.500	356,166		420,000
P2009024379	Missouri CityTX		07/13/2022	8.500	183,163		230,000
P4220317518	BroomallPA		06/02/2022	6.375	187,129		410,000
P2009024551	FresnoCA		08/10/2022	6.375	145,765		302,000
P2009024049	St GeorgeUT		07/13/2022	5.875	189,393		321,000
P5220418358	Los AngelesCA		06/02/2022	7.625	1,339,494		1,595,000
P5220317293	RichmondVA		06/15/2022	6.250	243,648		396,000
P4220317662	NokomisFL		07/13/2022	6.375	417,203		482,000
P2009024055	North AuroraIL		07/13/2022	7.250	479,139		545,000
P4220518860	TamaracFL		06/15/2022	8.375	131,280		155,000
P2009024393	MesquiteTX		07/13/2022	7.250	157,559		221,400
P5220417943	McKinneyTX		06/29/2022	7.500	543,351		775,000
P4220317692	AustinTX		06/29/2022	6.375	408,200		930,000

ANNUAL STATEMENT FOR THE YEAR 2022 OF THE AMERICAN EQUITY INVESTMENT LIFE INSURANCE COMPANY

SCHEDULE B - PART 2

Showing All Mortgage Loans ACQUIRED AND ADDITIONS MADE During the Current Year

1 Loan Number	Location		4 Loan Type	5 Date Acquired	6 Rate of Interest	7 Actual Cost at Time of Acquisition	8 Additional Investment Made After Acquisition	9 Value of Land and Buildings
	2 City	3 State						
P2009024346	Sewickley	PA		07/13/2022	6.625	253,885		295,000
0399999. Mortgages in good standing - Residential mortgages-all other						2,555,435,195	191,939,546	6,079,684,285
0902555	BOULDER	CO		02/10/2022	3.710	8,000,000		16,750,000
0902556	FORT WORTH	TX		02/28/2022	3.370	42,300,000		79,300,000
0902557	NASHVILLE	TN		04/06/2022	3.570	6,500,000		12,400,000
0902558	NORTHRIDGE	CA		04/28/2022	3.430	12,000,000		27,900,000
0902559	WASHINGTON	DC		04/06/2022	3.810	29,000,000		42,900,000
0902560	NORTH CHARLESTON	SC		04/21/2022	3.740	32,500,000		56,800,000
0902561	CHARLOTTE	NC		05/10/2022	4.000	6,880,419		21,000,000
0902562	LAS VEGAS	NV		06/30/2022	4.340	20,000,000		36,600,000
990LUM1	LOS ANGELES	CA		12/20/2019	4.500		1,588,601	26,441,036
990NMA2	CHICAGO	IL		12/01/2022	4.740	1,300,078		1,000,060
990OCS1	LONG ISLAND CITY	NY		01/03/2020	4.809		693,690	30,425,963
990RPK2	BROOKLYN	NY		12/01/2022	8.977	3,497,043		13,266,679
990THEA	LOS ANGELES	CA		11/25/2020	4.320		212,727	19,152,000
990USB1	LOS ANGELES	CA		09/15/2020	3.586		91,211	8,384,900
BM00001	OAKLAND	CA		11/24/2021	6.318		714,509	63,812,925
BM00003	NEW YORK	NY		03/11/2022	6.371	5,050,575		8,551,466
BM00004	NEW YORK	NY		03/11/2022	6.371	5,838,938	5,466,405	30,354,601
BM00005	NEW YORK	NY		03/11/2022	6.371	1,625,139	1,174,512	11,127,015
BM00006	SAN FRANCISCO	CA		03/25/2022	7.124	28,333,333		39,662,700
BM00007	ROSSLYN	VA		04/04/2022	7.336	34,650,000		53,763,440
BM00008	BOSTON	MA		06/29/2022	6.817	11,299,145	1,869,640	135,428,729
BM00009	VISALIA	CA		08/02/2022	5.703	18,000,000		40,723,981
BM00010	TOWSON	MD		12/15/2022	6.020	9,527,490		21,584,000
BM00011	QUINCY	MA		12/15/2022	6.424	8,860,468		15,643,037
NC00005	ESTES PARK	CO		12/31/2021	8.220		2,771,258	171,000,000
NC00007	MOUNT PLEASANT	SC		08/30/2022	7.536	50,872,500		94,050,000
NC00008	SUMMERVILLE	SC		08/30/2022	7.536	35,126,250		61,750,000
NC00009	CHARLESTON	SC		08/30/2022	7.536	25,032,500		47,215,000
NC00010	TAMPA	FL		11/09/2022	8.184	7,867,743	3,467,885	43,706,000
NP00001	LOS ANGELES	CA		11/18/2021	8.234		1,354,584	164,300,000
NP00002	WILMER	TX		06/02/2022	6.984	6,947,909	346,917	159,000,000
V029922	STAFFORD	VA		12/12/2019	5.814		735,000	10,470,473
V029991	CHARLESTON	SC		11/04/2020	6.920		1,619,343	34,030,500
0599999. Mortgages in good standing - Commercial mortgages-all other						411,009,530	22,106,282	1,598,494,505
990SIWAN	LAKE BUENA VISTA	FL		11/02/2018	6.294		1,397,309	99,622,500
0699999. Mortgages in good standing - Mezzanine Loans							1,397,309	99,622,500
0899999. Total Mortgages in good standing						3,160,395,155	255,433,137	8,401,419,255
1699999. Total - Restructured Mortgages								
A350163	Fultondale	AL		09/01/2022	8.000		57	50,000
A9192800	Encino	CA		09/01/2022	10.000		148,459	18,000,000
A916276	North Hollywood	CA		09/16/2022	8.000	8,000		1,110,001
A350160	Oxford	AL		09/01/2022	8.000		36	38,500
A918786	Hidden Hills	CA		09/01/2022	8.000		20,719	4,020,000
A918695	North Hollywood	CA		09/01/2022	8.000		6,753	1,090,000
A9192800	Encino	CA		01/31/2022	10.000		183,307	18,000,000
A980207	Seattle	WA		06/01/2022	7.500		1,671	3,450,000
A919860	Encinitas	CA		06/15/2022	7.250		10,000	1,550,000
A917837	Los Angeles	CA		06/01/2022	8.000		46,256	1,305,000
A920289	Sacramento	CA		06/02/2022	8.500	235,800		380,000
A918872	San Jose	CA		06/01/2022	7.500		9,906	1,450,000
A800069	Denver	CO		06/01/2022	7.500		20,933	1,245,000
A918174	Menlo Park	CA		06/01/2022	8.000		18,078	2,450,000

ANNUAL STATEMENT FOR THE YEAR 2022 OF THE AMERICAN EQUITY INVESTMENT LIFE INSURANCE COMPANY

SCHEDULE B - PART 2

Showing All Mortgage Loans ACQUIRED AND ADDITIONS MADE During the Current Year

1 Loan Number	Location		4 Loan Type	5 Date Acquired	6 Rate of Interest	7 Actual Cost at Time of Acquisition	8 Additional Investment Made After Acquisition	9 Value of Land and Buildings
	2 City	3 State						
A9192800	Encino	CA	06/01/2022	10.000	207,821	18,000,000
A270767	Shelby	NC	08/29/2022	8.000	21,764	280,000
A210327	Locust Grove	VA	06/08/2022	8.500	11,550	460,000
A430621	Gates Mills	OH	06/03/2022	9.000	1	96,764	1,000,000
A270964	Supply	NC	06/24/2022	8.000	1	400,000
A980111	Seattle	WA	06/01/2022	8.000	59,944	1,000,000
A918868	Menlo Park	CA	06/01/2022	7.500	10,797	1,550,000
A918007	Redondo Beach	CA	06/01/2022	8.000	31,960	1,050,000
A800067	Denver	CO	06/01/2022	7.500	17,407	660,000
A270960	Supply	NC	06/03/2022	8.000	1	400,000
A918916	Los Angeles	CA	06/01/2022	7.500	13,305	900,000
A917902	Redwood City	CA	06/01/2022	8.000	33,110	1,550,000
A270962	Supply	NC	06/14/2022	8.250	1	400,000
A917315	Los Angeles	CA	06/01/2022	8.500	81,765	985,000
A270335	Hickory	NC	06/01/2022	9.000	64	52,500
A270338	Hickory	NC	06/01/2022	9.000	525	60,000
A918017	Menlo Park	CA	06/01/2022	8.000	17,947	2,500,000
A980075	Seattle	WA	06/01/2022	8.500	73,001	1,025,000
A980152	Seattle	WA	06/07/2022	7.500	86,000	690,000
A980162	Seattle	WA	06/01/2022	7.500	75,118	675,000
A918084	Los Angeles	CA	06/01/2022	8.000	13,145	850,000
P5211215662	Cape Coral	FL	03/09/2022	6.500	239,366	335,000
P2009023726	York	PA	03/30/2022	5.750	105,939	200,000
P2009023610	Charlotte	NC	04/06/2022	5.750	321,204	363,000
P4220417832	Denver	CO	05/18/2022	7.875	1,437,399	1,550,000
P2009023276	Pattison	TX	03/09/2022	8.250	332,023	414,000
P5220116041	Wonder Lake	IL	05/18/2022	4.990	278,165	391,000
P5211215448	LOS ANGELES	CA	03/30/2022	7.500	757,941	810,000
P2009023826	Knightdale	NC	05/04/2022	7.500	277,759	290,000
P4211215272	Victorville	CA	03/09/2022	4.875	185,175	350,000
P4220417977	Denver	CO	06/15/2022	7.375	1,504,786	1,908,000
P4220216249	Miami	FL	03/30/2022	4.750	901,364	1,169,000
P5220822011	Washington	DC	09/21/2022	7.750	970,340	1,280,000
P5220720801	Arlington	TX	09/21/2022	7.500	278,661	390,000
P4220619792	West Grove	PA	08/10/2022	6.375	507,790	580,000
P2009023672	Cleveland	OH	03/30/2022	6.125	91,947	91	122,000
P2009023343	Milford	CT	03/09/2022	7.500	234,934	245,000
P2009023688	Charlotte	NC	03/30/2022	5.000	266,640	354,000
P2009023706	Augusta	GA	03/30/2022	4.750	215,616	285,000
P2009023670	Aurora	CO	03/30/2022	5.000	77,955	240,000
P5220620079	Edgewater	NJ	09/21/2022	8.375	383,799	495,000
P2009023720	Pasadena	TX	03/30/2022	5.000	111,605	197,000
A850402	Lake Havasu City	AZ	09/15/2022	9.500	1	1,300,000
A920764	Ramona	CA	09/15/2022	9.000	449,988	650,000
A800124	Peyton	CO	09/15/2022	9.750	270,000	85,000	565,000
A430710	Euclid	OH	09/15/2022	9.500	155,000	220,000
A430720	Maple Heights	OH	09/15/2022	9.500	87,500	125,000
A271267	Newton	NC	09/15/2022	9.500	1	275,000
A150268	Glenside	PA	09/15/2022	8.625	71,383	360,000
A430709	Euclid	OH	09/15/2022	9.500	155,000	225,000
A430713	South Euclid	OH	09/15/2022	9.500	150,000	200,000
A630545	Springfield	MO	09/15/2022	9.625	117,000	185,000
A800123	Colorado Springs	CO	09/15/2022	9.750	279,000	375,000
P2009023979	Atlanta	GA	06/15/2022	7.990	236,012	261,000
P2009024027	Flower Mound	TX	07/13/2022	6.375	460,683	750,000

ANNUAL STATEMENT FOR THE YEAR 2022 OF THE AMERICAN EQUITY INVESTMENT LIFE INSURANCE COMPANY

SCHEDULE B - PART 2

Showing All Mortgage Loans ACQUIRED AND ADDITIONS MADE During the Current Year

1 Loan Number	Location		4 Loan Type	5 Date Acquired	6 Rate of Interest	7 Actual Cost at Time of Acquisition	8 Additional Investment Made After Acquisition	9 Value of Land and Buildings
	2 City	3 State						
P4220317553	Davenport	FL.....	06/29/2022	7.750	766,001	1,000,000
P4220216598	Puyallup	WA.....	06/02/2022	7.875	223,650	400,000
1999999. Mortgages with overdue interest over 90 days-Residential mortgages-all other						13,137,431	1,411,253	107,485,001
2499999. Total - Mortgages with overdue interest over 90 days						13,137,431	1,411,253	107,485,001
3299999. Total - Mortgages in the process of foreclosure								
3399999 - Totals						3,173,532,586	256,844,390	8,508,904,256

ANNUAL STATEMENT FOR THE YEAR 2022 OF THE AMERICAN EQUITY INVESTMENT LIFE INSURANCE COMPANY

SCHEDULE B - PART 3

Showing All Mortgage Loans DISPOSED, Transferred or Repaid During the Current Year

1	Location		4	5	6	7	Change in Book Value/Recorded Investment						14	15	16	17	18
	2	3					8	9	10	11	12	13					
Loan Number	City	State	Loan Type	Date Acquired	Disposal Date	Book Value/Recorded Investment Excluding Accrued Interest Prior Year	Unrealized Valuation Increase (Decrease)	Current Year's (Amortization) /Accretion	Current Year's Other Than-Temporary Impairment Recognized	Capitalized Deferred Interest and Other	Total Change in Book Value (8+9-10+11)	Total Foreign Exchange Change in Book Value	Book Value/Recorded Investment Excluding Accrued Interest on Disposal	Consid-eration	Foreign Exchange Gain (Loss) on Disposal	Realized Gain (Loss) on Disposal	Total Gain (Loss) on Disposal
A918232	San Diego	CA		10/31/2021	10/17/2022	671,808							671,808	671,808			
A210292	Henrico	VA		09/22/2022	10/03/2022	491,385							491,385	491,385			
A430589	Cincinnati	OH		10/31/2021	09/30/2022	335,250							335,250	335,250			
A271169	Charlotte	NC		06/03/2022	09/09/2022	308,000							308,000	308,000			
A919890	Richmond	CA		04/01/2022	10/14/2022	426,500							426,500	426,500			
A919993	Lakeside	CA		04/01/2022	10/05/2022	688,000							688,000	688,000			
A980133	Kirkland	WA		10/31/2021	10/05/2022	1,012,500							1,012,500	1,012,500			
A881012	Logandale	NV		03/04/2022	10/27/2022	160,733							160,733	160,733			
A271359	Greensboro	NC		09/15/2022	11/30/2022	87,527							87,527	87,527			
A850348	Tucson	AZ		10/31/2021	10/25/2022	247,100							247,100	247,100			
A917213	Los Angeles	CA		09/08/2022	11/08/2022	2,350,153							2,350,153	2,350,153			
A920013	Rohnert Park	CA		04/11/2022	10/20/2022	472,500							472,500	472,500			
A920497	Vallejo	CA		06/28/2022	10/21/2022	328,455							328,455	328,455			
A430641	Cleveland	OH		10/31/2021	09/27/2022	84,511							84,511	84,511			
A920459	Escondido	CA		08/11/2022	09/22/2022	965,000							965,000	965,000			
A915919	Fresno	CA		10/31/2021	10/19/2022	4,200,000							4,200,000	4,200,000			
A370221	Knoxville	TN		10/31/2021	11/29/2022	213,600							213,600	213,600			
A920110	Pine Valley	CA		04/27/2022	09/02/2022	456,000							456,000	456,000			
A918514	San Diego	CA		10/31/2021	09/08/2022	946,243							946,243	946,243			
A751040	Fort Worth	TX		06/30/2022	10/05/2022	171,000							171,000	171,000			
A370331	Nashville	TN		06/01/2022	09/15/2022	375,000							375,000	375,000			
A920012	San Diego	CA		04/13/2022	09/30/2022	800,000							800,000	800,000			
A321261	Lehigh Acres	FL		04/15/2022	11/28/2022	185,400							185,400	185,400			
A320886	Ocala	FL		10/31/2021	09/27/2022	76,500							76,500	76,500			
A881077	Las Vegas	NV		03/21/2022	09/06/2022	264,600							264,600	264,600			
A150211	Coopersburg	PA		10/31/2021	09/20/2022	426,713							426,713	426,713			
A920052	Thousand Oaks	CA		04/27/2022	11/03/2022	312,000							312,000	312,000			
A321254	Callahan	FL		09/19/2022	10/13/2022	170,500							170,500	170,500			
A730061	Oklahoma City	OK		10/31/2021	09/22/2022	68,400							68,400	68,400			
A920289	Sacramento	CA		06/02/2022	09/26/2022	235,800							235,800	235,800			
A350163	Fultondale	AL		09/01/2022	09/12/2022	7,594							7,594	7,594			
A920438	Indio	CA		06/16/2022	11/17/2022	270,000							270,000	270,000			
A920466	San Diego	CA		06/06/2022	10/21/2022	1,101,600							1,101,600	1,101,600			
A918834	Oceanside	CA		10/31/2021	09/22/2022	1,230,000							1,230,000	1,230,000			
A303512	Jonesboro	GA		11/15/2022	11/17/2022	157,500							157,500	157,500			
A918523	Hidden Hills	CA		10/31/2021	10/21/2022	11,200,000							11,200,000	11,200,000			
A500033	Des Moines	IA		10/31/2021	10/03/2022	183,750							183,750	183,750			
A920358	Vallejo	CA		06/07/2022	10/21/2022	362,250							362,250	362,250			
A350233	Montgomery	AL		04/29/2022	11/29/2022	122,424							122,424	122,424			
A919402	Los Angeles	CA		01/20/2022	11/17/2022	467,500							467,500	467,500			
A321353	Daytona Beach	FL		09/26/2022	11/07/2022	232,500							232,500	232,500			
A271039	Greensboro	NC		04/28/2022	09/09/2022	280,000							280,000	280,000			
A750937	Houston	TX		12/20/2021	09/26/2022	146,250							146,250	146,250			
A271157	Fayetteville	NC		06/27/2022	11/15/2022	153,090							153,090	153,090			
A290129	Anderson	SC		06/15/2022	09/01/2022	51,452							51,452	51,452			
A320982	Bartow	FL		10/31/2021	09/27/2022	67,500							67,500	67,500			
A881005	Henderson	NV		02/08/2022	10/25/2022	440,000							440,000	440,000			
A660089	Kansas City	KS		10/31/2021	09/22/2022	86,250							86,250	86,250			
A430642	Garfield Heights	OH		10/31/2021	09/28/2022	101,250							101,250	101,250			
A920592	Oceanside	CA		09/16/2022	10/18/2022	1,040,000							1,040,000	1,040,000			
A303058	Rex	GA		10/31/2021	10/19/2022	138,750							138,750	138,750			

ANNUAL STATEMENT FOR THE YEAR 2022 OF THE AMERICAN EQUITY INVESTMENT LIFE INSURANCE COMPANY

SCHEDULE B - PART 3

Showing All Mortgage Loans DISPOSED, Transferred or Repaid During the Current Year

1	Location		4	5	6	7	Change in Book Value/Recorded Investment						14	15	16	17	18
	2	3					8	9	10	11	12	13					
Loan Number	City	State	Loan Type	Date Acquired	Disposal Date	Book Value/Recorded Investment Excluding Accrued Interest Prior Year	Unrealized Valuation Increase (Decrease)	Current Year's (Amortization) /Accretion	Current Year's Other-Than-Temporary Impairment Recognized	Capitalized Deferred Interest and Other	Total Change in Book Value (8+9-10+11)	Total Foreign Exchange Change in Book Value	Book Value/Recorded Investment Excluding Accrued Interest on Disposal	Consid-eration	Foreign Exchange Gain (Loss) on Disposal	Realized Gain (Loss) on Disposal	Total Gain (Loss) on Disposal
A350217	Decatur	AL		11/22/2021	09/30/2022	97,258							97,258	97,258			
A730059	Bethany	OK		10/31/2021	09/21/2022	90,900							90,900	90,900			
A919920	San Diego	CA		03/25/2022	09/12/2022	560,250							560,250	560,250			
A917759	Yucaipa	CA		10/31/2021	11/04/2022	513,100							513,100	513,100			
A271020	Jacksonville	NC		04/22/2022	09/01/2022	187,500							187,500	187,500			
A850461	Prescott	AZ		08/11/2022	10/24/2022	301,500							301,500	301,500			
A920082	Big Bear Lake	CA		04/25/2022	10/26/2022	660,000							660,000	660,000			
A320953	Miami Beach	FL		10/31/2021	09/27/2022	154,700							154,700	154,700			
A350240	Montgomery	AL		05/31/2022	11/14/2022	123,940							123,940	123,940			
A271102	Hope Mills	NC		05/26/2022	10/31/2022	139,500							139,500	139,500			
A919224	Los Angeles	CA		12/22/2021	09/26/2022	526,500							526,500	526,500			
A660077	Overland Park	KS		10/31/2021	09/27/2022	187,500							187,500	187,500			
A730142	Yukon	OK		10/14/2022	11/07/2022	126,000							126,000	126,000			
A630519	Kansas City	MO		05/24/2022	11/30/2022	178,500							178,500	178,500			
A190013	Newark	DE		10/31/2021	10/11/2022	117,000							117,000	117,000			
A920568	San Diego	CA		06/27/2022	09/15/2022	608,000							608,000	608,000			
A920075	Oceanside	CA		09/28/2022	10/27/2022	720,000							720,000	720,000			
A919708	Big Bear Lake	CA		03/03/2022	10/04/2022	650,000							650,000	650,000			
A920467	Santee	CA		08/11/2022	10/11/2022	494,150							494,150	494,150			
A920399	Bonita	CA		06/07/2022	11/01/2022	1,023,411							1,023,411	1,023,411			
A880893	Las Vegas	NV		10/31/2021	11/03/2022	315,000							315,000	315,000			
A750910	Beaumont	TX		10/31/2021	09/27/2022	103,500							103,500	103,500			
A880820	Las Vegas	NV		10/31/2021	10/25/2022	660,000							660,000	660,000			
A190019	Claymont	DE		10/31/2021	11/18/2022	105,300							105,300	105,300			
A751030	Austin	TX		09/28/2022	11/02/2022	499,500							499,500	499,500			
A917250	Los Angeles	CA		09/23/2022	10/12/2022	1,200,000							1,200,000	1,200,000			
A920491	San Diego	CA		06/14/2022	11/22/2022	1,171,116							1,171,116	1,171,116			
A881130	Las Vegas	NV		04/22/2022	09/26/2022	274,500							274,500	274,500			
A270765	Cornelius	NC		11/01/2022	11/22/2022	258,192							258,192	258,192			
A321250	Clearwater	FL		04/13/2022	09/02/2022	252,000							252,000	252,000			
A430578	Coventry Township	OH		10/31/2021	10/05/2022	131,250							131,250	131,250			
A880743	Las Vegas	NV		10/31/2021	10/31/2022	187,200							187,200	187,200			
A920329	La Mirada	CA		06/14/2022	09/30/2022	656,250							656,250	656,250			
A850393	Payson	AZ		12/23/2021	09/19/2022	370,710							370,710	370,710			
A321390	Melbourne	FL		06/29/2022	11/03/2022	161,000							161,000	161,000			
A850341	Tucson	AZ		10/31/2021	09/27/2022	121,500							121,500	121,500			
A850319	Phoenix	AZ		10/31/2021	10/06/2022	983,970							983,970	983,970			
A919792	Westminster	CA		04/29/2022	11/04/2022	724,500							724,500	724,500			
A210258	Richmond	VA		10/31/2021	09/19/2022	595,830							595,830	595,830			
A170819	Manville	NJ		03/15/2022	11/01/2022	222,300							222,300	222,300			
A920510	Escondido	CA		06/14/2022	11/28/2022	639,000							639,000	639,000			
A320936	Cocoa	FL		10/31/2021	09/26/2022	76,500							76,500	76,500			
A919420	Northridge	CA		02/11/2022	10/14/2022	1,035,000							1,035,000	1,035,000			
A919948	San Diego	CA		03/24/2022	10/28/2022	945,000							945,000	945,000			
A920418	Del Mar	CA		10/12/2022	11/30/2022	1,728,000							1,728,000	1,728,000			
A920023	El Sobrante	CA		04/08/2022	10/31/2022	700,000							700,000	700,000			
A630514	Excelsior Springs	MO		05/05/2022	10/27/2022	138,100							138,100	138,100			
A271069	Monroe	NC		04/29/2022	10/18/2022	210,783							210,783	210,783			
A190035	Claymont	DE		04/08/2022	11/14/2022	135,000							135,000	135,000			
A920671	Los Angeles	CA		08/11/2022	11/17/2022	637,500							637,500	637,500			
A920342	Palmdale	CA		06/09/2022	10/12/2022	460,197							460,197	460,197			

ANNUAL STATEMENT FOR THE YEAR 2022 OF THE AMERICAN EQUITY INVESTMENT LIFE INSURANCE COMPANY

SCHEDULE B - PART 3

Showing All Mortgage Loans DISPOSED, Transferred or Repaid During the Current Year

1	Location		4	5	6	7	Change in Book Value/Recorded Investment						14	15	16	17	18
	2	3					8	9	10	11	12	13					
Loan Number	City	State	Loan Type	Date Acquired	Disposal Date	Book Value/Recorded Investment Excluding Accrued Interest Prior Year	Unrealized Valuation Increase (Decrease)	Current Year's (Amortization) /Accretion	Current Year's Other-Than-Temporary Impairment Recognized	Capitalized Deferred Interest and Other	Total Change in Book Value (8+9-10+11)	Total Foreign Exchange Change in Book Value	Book Value/Recorded Investment Excluding Accrued Interest on Disposal	Consid-eration	Foreign Exchange Gain (Loss) on Disposal	Realized Gain (Loss) on Disposal	Total Gain (Loss) on Disposal
A270404	Hubert	NC		10/31/2021	09/16/2022	111,510							111,510	111,510			
A800116	Denver	CO		06/17/2022	11/23/2022	935,000							935,000	935,000			
A918773	Harbor City	CA		10/31/2021	10/21/2022	705,000							705,000	705,000			
A270345	Oriental	NC		10/31/2021	10/27/2022	149,850							149,850	149,850			
A918270	Los Angeles	CA		10/31/2021	11/03/2022	1,519,400							1,519,400	1,519,400			
A920066	Del Mar	CA		04/25/2022	11/15/2022	2,662,500							2,662,500	2,662,500			
A303292	Lafayette	GA		05/20/2022	10/25/2022	95,100							95,100	95,100			
A918421	San Diego	CA		10/31/2021	11/15/2022	600,300							600,300	600,300			
A919050	Los Angeles	CA		12/14/2021	11/21/2022	678,600							678,600	678,600			
A980164	Seattle	WA		11/22/2021	11/14/2022	684,000							684,000	684,000			
A500037	West Des Moines	IA		10/31/2021	11/29/2022	130,707							130,707	130,707			
A830018	Priest River	ID		06/09/2022	09/20/2022	171,000							171,000	171,000			
A290079	Greenville	SC		11/22/2021	10/04/2022	270,000							270,000	270,000			
A850462	Chandler	AZ		08/11/2022	11/01/2022	314,500							314,500	314,500			
A500050	Davenport	IA		04/29/2022	09/09/2022	100,202							100,202	100,202			
A881241	Las Vegas	NV		10/14/2022	11/17/2022	472,500							472,500	472,500			
A918591	Los Angeles	CA		10/11/2022	11/29/2022	1,231,000							1,231,000	1,231,000			
A919477	Los Angeles	CA		02/15/2022	11/16/2022	477,000							477,000	477,000			
A750933	Killeen	TX		10/31/2021	11/30/2022	88,000							88,000	88,000			
A321004	Saint Petersburg	FL		09/13/2022	11/04/2022	294,000							294,000	294,000			
A918010	Pasadena	CA		10/31/2021	10/17/2022	1,087,500							1,087,500	1,087,500			
A170826	Hamilton	NJ		05/18/2022	11/17/2022	272,000							272,000	272,000			
A980223	Spokane	WA		04/04/2022	10/28/2022	203,075							203,075	203,075			
A660091	Kansas City	KS		10/31/2021	09/29/2022	61,200							61,200	61,200			
A600498	Moline	IL		06/01/2022	11/21/2022	115,619							115,619	115,619			
A320925	Saint Petersburg	FL		10/31/2021	09/09/2022	177,300							177,300	177,300			
A919705	Squaw Valley	CA		03/29/2022	11/09/2022	195,000							195,000	195,000			
A920531	Fresno	CA		06/22/2022	11/23/2022	170,000							170,000	170,000			
A918528	Los Angeles	CA		10/31/2021	10/21/2022	1,462,500							1,462,500	1,462,500			
A271172	Concord	NC		06/13/2022	09/09/2022	312,000							312,000	312,000			
A920320	Yorba Linda	CA		06/03/2022	10/27/2022	766,935							766,935	766,935			
A290057	Columbia	SC		10/31/2021	09/13/2022	64,400							64,400	64,400			
A920173	Squaw Valley	CA		05/12/2022	11/18/2022	108,000							108,000	108,000			
A916276	North Hollywood	CA		09/16/2022	09/23/2022	1,664,000							1,664,000	1,664,000			
A919562	San Diego	CA		09/29/2022	11/22/2022	894,865							894,865	894,865			
A920361	Yucca Valley	CA		06/15/2022	11/02/2022	203,000							203,000	203,000			
A430457	Warren	OH		10/31/2021	11/23/2022	27,900							27,900	27,900			
A303349	Carrollton	GA		06/29/2022	10/12/2022	76,500							76,500	76,500			
A840017	Park City	UT		10/31/2021	11/04/2022	1,080,000							1,080,000	1,080,000			
A918710	Los Angeles	CA		10/31/2021	09/26/2022	423,000							423,000	423,000			
A920591	San Diego	CA		09/09/2022	10/14/2022	873,000							873,000	873,000			
A919886	San Diego	CA		03/17/2022	09/26/2022	1,147,500							1,147,500	1,147,500			
A320977	Homosassa Springs	FL		10/31/2021	09/26/2022	72,900							72,900	72,900			
A920595	Oceanside	CA		08/11/2022	09/01/2022	700,000							700,000	700,000			
A920561	Lancaster	CA		06/27/2022	10/27/2022	244,000							244,000	244,000			
A730062	Oklahoma City	OK		10/31/2021	09/15/2022	78,300							78,300	78,300			
A918802	Crestline	CA		10/31/2021	10/24/2022	240,000							240,000	240,000			
A918477	Berkeley	CA		10/31/2021	10/17/2022	731,700							731,700	731,700			
A918683	Ventura	CA		10/31/2021	11/22/2022	409,500							409,500	409,500			
A920002	Murrieta	CA		06/14/2022	11/04/2022	450,000							450,000	450,000			
A919944	Sacramento	CA		04/12/2022	09/22/2022	393,750							393,750	393,750			

ANNUAL STATEMENT FOR THE YEAR 2022 OF THE AMERICAN EQUITY INVESTMENT LIFE INSURANCE COMPANY

SCHEDULE B - PART 3

Showing All Mortgage Loans DISPOSED, Transferred or Repaid During the Current Year

1	Location		4	5	6	7	Change in Book Value/Recorded Investment						14	15	16	17	18
	2	3					8	9	10	11	12	13					
Loan Number	City	State	Loan Type	Date Acquired	Disposal Date	Book Value/Recorded Investment Excluding Accrued Interest Prior Year	Unrealized Valuation Increase (Decrease)	Current Year's (Amortization) /Accretion	Current Year's Other-Than-Temporary Impairment Recognized	Capitalized Deferred Interest and Other	Total Change in Book Value (8+9-10+11)	Total Foreign Exchange Change in Book Value	Book Value/Recorded Investment Excluding Accrued Interest on Disposal	Consid-eration	Foreign Exchange Gain (Loss) on Disposal	Realized Gain (Loss) on Disposal	Total Gain (Loss) on Disposal
A881148	Las Vegas	NV		06/16/2022	10/11/2022	1,454,852							1,454,852	1,454,852			
A880882	Henderson	NV		10/31/2021	10/14/2022	1,340,000							1,340,000	1,340,000			
A920251	Los Angeles	CA		05/24/2022	10/12/2022	594,000							594,000	594,000			
A320983	Pensacola	FL		10/31/2021	09/26/2022	76,491							76,491	76,491			
A919307	Palmdale	CA		05/17/2022	10/21/2022	247,500							247,500	247,500			
A321340	Tarpon Springs	FL		06/08/2022	11/08/2022	195,000							195,000	195,000			
A918269	North Hollywood	CA		10/31/2021	09/16/2022	767,000							767,000	767,000			
A320976	Port Charlotte	FL		10/31/2021	09/26/2022	72,000							72,000	72,000			
A918451	Sacramento	CA		10/31/2021	09/22/2022	261,000							261,000	261,000			
A881195	Boulder City	NV		08/11/2022	09/22/2022	306,000							306,000	306,000			
A320894	Winter Haven	FL		10/31/2021	09/27/2022	95,000							95,000	95,000			
A370195	Chattanooga	TN		10/31/2021	11/23/2022	208,000							208,000	208,000			
A881202	Las Vegas	NV		08/11/2022	10/27/2022	1,160,000							1,160,000	1,160,000			
A630470	Sugar Creek	MO		10/31/2021	09/29/2022	108,750							108,750	108,750			
A919433	Huntington Beach	CA		01/25/2022	10/18/2022	840,400							840,400	840,400			
A918715	Murrieta	CA		10/31/2021	10/25/2022	5,582,000							5,582,000	5,582,000			
A460275	Fort Wayne	IN		06/24/2022	11/23/2022	100,800							100,800	100,800			
A270729	Mount Holly	NC		05/03/2022	09/09/2022	316,000							316,000	316,000			
A920258	Los Angeles	CA		05/27/2022	09/09/2022	504,000							504,000	504,000			
A920581	Newark	CA		06/30/2022	09/01/2022	882,000							882,000	882,000			
A920143	Sherman Oaks	CA		06/01/2022	10/20/2022	1,020,000							1,020,000	1,020,000			
A271107	Jacksonville	NC		05/23/2022	09/30/2022	185,859							185,859	185,859			
A730100	Tulsa	OK		08/11/2022	11/01/2022	105,000							105,000	105,000			
A920644	Fresno	CA		08/11/2022	10/20/2022	217,350							217,350	217,350			
A980154	Seattle	WA		10/31/2021	09/01/2022	1,021,750							1,021,750	1,021,750			
A919852	Poway	CA		09/20/2022	11/28/2022	616,500							616,500	616,500			
A920750	Torrance	CA		08/11/2022	09/15/2022	506,250							506,250	506,250			
A881139	Reno	NV		05/13/2022	09/09/2022	346,500							346,500	346,500			
A919555	Novato	CA		02/15/2022	10/20/2022	1,017,300							1,017,300	1,017,300			
A917289	Los Angeles	CA		10/31/2021	09/26/2022	1,218,407							1,218,407	1,218,407			
A303269	Columbus	GA		03/15/2022	09/16/2022	108,800							108,800	108,800			
A630491	Independence	MO		11/01/2022	11/15/2022	146,250							146,250	146,250			
A630409	Kansas City	MO		10/31/2021	10/03/2022	91,800							91,800	91,800			
A400030	Louisville	KY		10/31/2021	10/27/2022	103,500							103,500	103,500			
A320974	Port Charlotte	FL		10/31/2021	09/26/2022	72,000							72,000	72,000			
A321354	Jacksonville	FL		05/31/2022	11/30/2022	170,800							170,800	170,800			
A920177	Fairfield	CA		05/18/2022	10/21/2022	551,500							551,500	551,500			
A850378	Scottsdale	AZ		11/22/2021	10/31/2022	884,600							884,600	884,600			
A350164	Jacksonville	AL		10/31/2021	09/14/2022	112,952							112,952	112,952			
A150245	Philadelphia	PA		04/01/2022	10/06/2022	129,615							129,615	129,615			
A751056	Killeen	TX		08/11/2022	11/30/2022	125,250							125,250	125,250			
A919287	Los Angeles	CA		01/14/2022	10/18/2022	488,500							488,500	488,500			
A850342	Tucson	AZ		10/31/2021	09/27/2022	141,270							141,270	141,270			
A430590	University Heights	OH		10/31/2021	09/12/2022	217,500							217,500	217,500			
A920565	San Diego	CA		06/24/2022	09/29/2022	460,000							460,000	460,000			
A919608	San Diego	CA		03/17/2022	09/27/2022	1,725,000							1,725,000	1,725,000			
A321421	Jacksonville	FL		08/11/2022	11/30/2022	181,300							181,300	181,300			
A920654	Clovis	CA		08/11/2022	10/20/2022	270,000							270,000	270,000			
A320856	Spring Hill	FL		10/31/2021	09/27/2022	68,850							68,850	68,850			
A920474	San Rafael	CA		06/16/2022	10/14/2022	1,245,000							1,245,000	1,245,000			
A920150	Encino	CA		04/26/2022	10/06/2022	463,500							463,500	463,500			

ANNUAL STATEMENT FOR THE YEAR 2022 OF THE AMERICAN EQUITY INVESTMENT LIFE INSURANCE COMPANY

SCHEDULE B - PART 3

Showing All Mortgage Loans DISPOSED, Transferred or Repaid During the Current Year

1	Location		4	5	6	7	Change in Book Value/Recorded Investment						14	15	16	17	18
	2	3					8	9	10	11	12	13					
Loan Number	City	State	Loan Type	Date Acquired	Disposal Date	Book Value/Recorded Investment Excluding Accrued Interest Prior Year	Unrealized Valuation Increase (Decrease)	Current Year's (Amortization) /Accretion	Current Year's Other-Than-Temporary Impairment Recognized	Capitalized Deferred Interest and Other	Total Change in Book Value (8+9-10+11)	Total Foreign Exchange Change in Book Value	Book Value/Recorded Investment Excluding Accrued Interest on Disposal	Consid-eration	Foreign Exchange Gain (Loss) on Disposal	Realized Gain (Loss) on Disposal	Total Gain (Loss) on Disposal
A290121	Belton	SC		06/03/2022	09/16/2022	76,000							76,000	76,000			
A919795	San Marcos	CA		03/08/2022	09/01/2022	1,236,000							1,236,000	1,236,000			
A919270	San Marcos	CA		12/22/2021	09/19/2022	544,500							544,500	544,500			
A270702	Charlotte	NC		10/01/2022	10/06/2022	290,103							290,103	290,103			
A630463	Kansas City	MO		10/31/2021	09/12/2022	49,500							49,500	49,500			
A919777	Riverside	CA		04/18/2022	09/23/2022	400,000							400,000	400,000			
A321422	Jacksonville	FL		08/11/2022	11/18/2022	112,500							112,500	112,500			
A290142	Spartanburg	SC		09/15/2022	11/30/2022	44,575							44,575	44,575			
A350135	Birmingham	AL		10/31/2021	09/14/2022	94,383							94,383	94,383			
A303327	Conyers	GA		06/07/2022	11/14/2022	142,800							142,800	142,800			
A321038	Bradenton	FL		11/22/2021	10/28/2022	209,700							209,700	209,700			
A917750	Reseda	CA		10/31/2021	10/03/2022	731,000							731,000	731,000			
A270832	Charlotte	NC		03/22/2022	09/09/2022	268,000							268,000	268,000			
A271289	Richlands	NC		08/11/2022	11/21/2022	180,000							180,000	180,000			
A920382	Rialto	CA		06/10/2022	10/11/2022	426,000							426,000	426,000			
A918792	Los Angeles	CA		10/31/2021	09/28/2022	886,500							886,500	886,500			
A918622	Tarzana	CA		10/31/2021	09/20/2022	675,000							675,000	675,000			
A920774	Fresno	CA		09/15/2022	10/21/2022	304,200							304,200	304,200			
A920400	Pittsburg	CA		06/03/2022	10/20/2022	348,750							348,750	348,750			
A303289	Riverdale	GA		04/26/2022	10/11/2022	125,800							125,800	125,800			
A303298	Rossville	GA		05/04/2022	09/27/2022	90,755							90,755	90,755			
A918619	Fawnskin	CA		10/31/2021	09/22/2022	792,275							792,275	792,275			
A321256	Jacksonville	FL		06/03/2022	09/14/2022	188,083							188,083	188,083			
A271177	Charlotte	NC		06/06/2022	09/22/2022	260,000							260,000	260,000			
A630475	Kansas City	MO		10/31/2021	09/08/2022	129,323							129,323	129,323			
A630493	Raytown	MO		10/31/2021	09/08/2022	150,005							150,005	150,005			
A270237	Fayetteville	NC		10/31/2021	11/21/2022	120,844							120,844	120,844			
A380036	Jackson	MS		10/31/2021	11/16/2022	121,576							121,576	121,576			
A271203	Concord	NC		06/29/2022	09/09/2022	306,000							306,000	306,000			
A630488	Kansas City	MO		10/31/2021	09/19/2022	17,550							17,550	17,550			
A920682	Madera	CA		08/11/2022	10/06/2022	324,000							324,000	324,000			
A920425	Benicia	CA		06/06/2022	10/21/2022	468,000							468,000	468,000			
A370344	Clinton	TN		09/01/2022	10/26/2022	98,600							98,600	98,600			
A270703	Charlotte	NC		10/01/2022	10/18/2022	290,061							290,061	290,061			
A730130	Oklahoma City	OK		10/14/2022	10/28/2022	84,645							84,645	84,645			
A918144	Berkeley	CA		10/31/2021	09/09/2022	1,579,725							1,579,725	1,579,725			
A920708	Poway	CA		09/23/2022	11/08/2022	700,383							700,383	700,383			
A303364	Morrow	GA		08/11/2022	11/14/2022	139,400							139,400	139,400			
A321372	Miami	FL		08/11/2022	11/29/2022	264,008							264,008	264,008			
A303459	Ball Ground	GA		10/14/2022	11/28/2022	166,600							166,600	166,600			
A210279	Henrico	VA		10/31/2021	10/05/2022	267,750							267,750	267,750			
A303347	Griffin	GA		06/28/2022	11/15/2022	117,300							117,300	117,300			
A980146	Oak Harbor	WA		10/31/2021	11/21/2022	180,000							180,000	180,000			
A917273	San Diego	CA		10/31/2021	09/15/2022	806,600							806,600	806,600			
A271236	Richlands	NC		06/13/2022	10/04/2022	143,325							143,325	143,325			
A150259	Nazareth	PA		04/26/2022	10/11/2022	277,200							277,200	277,200			
A920261	Torrance	CA		05/18/2022	10/20/2022	1,026,000							1,026,000	1,026,000			
A880887	Henderson	NV		10/31/2021	10/25/2022	357,544							357,544	357,544			
A321031	Saint Petersburg	FL		11/22/2021	09/15/2022	198,750							198,750	198,750			
A920687	Los Angeles	CA		08/11/2022	09/19/2022	452,500							452,500	452,500			
A321262	Lehigh Acres	FL		04/15/2022	11/28/2022	185,400							185,400	185,400			

ANNUAL STATEMENT FOR THE YEAR 2022 OF THE AMERICAN EQUITY INVESTMENT LIFE INSURANCE COMPANY

SCHEDULE B - PART 3

Showing All Mortgage Loans DISPOSED, Transferred or Repaid During the Current Year

1	Location		4	5	6	7	Change in Book Value/Recorded Investment						14	15	16	17	18
	2	3					8	9	10	11	12	13					
Loan Number	City	State	Loan Type	Date Acquired	Disposal Date	Book Value/Recorded Investment Excluding Accrued Interest Prior Year	Unrealized Valuation Increase (Decrease)	Current Year's (Amortization) /Accretion	Current Year's Other-Than-Temporary Impairment Recognized	Capitalized Deferred Interest and Other	Total Change in Book Value (8+9-10+11)	Total Foreign Exchange Change in Book Value	Book Value/Recorded Investment Excluding Accrued Interest on Disposal	Consid-eration	Foreign Exchange Gain (Loss) on Disposal	Realized Gain (Loss) on Disposal	Total Gain (Loss) on Disposal
A321154	Sanford	FL		03/22/2022	11/29/2022	571,157							571,157	571,157			
A270551	Concord	NC		12/21/2021	09/09/2022	256,000							256,000	256,000			
A920138	El Cajon	CA		04/27/2022	10/11/2022	594,000							594,000	594,000			
A918787	Truckee	CA		10/31/2021	10/21/2022	481,388							481,388	481,388			
A370379	Alcoa	TN		11/16/2022	11/29/2022	118,500							118,500	118,500			
A660092	Roeland Park	KS		10/31/2021	09/22/2022	184,200							184,200	184,200			
A303323	Carrollton	GA		06/30/2022	09/09/2022	73,950							73,950	73,950			
A919275	Loomis	CA		12/27/2021	11/18/2022	562,500							562,500	562,500			
A350177	Leeds	AL		10/31/2021	09/30/2022	149,000							149,000	149,000			
A321144	Tampa	FL		04/12/2022	11/21/2022	182,250							182,250	182,250			
A920441	San Diego	CA		06/27/2022	09/02/2022	779,547							779,547	779,547			
A370343	Sweetwater	TN		06/21/2022	10/28/2022	115,000							115,000	115,000			
A920015	Sherman Oaks	CA		03/31/2022	09/02/2022	1,080,000							1,080,000	1,080,000			
A370318	Rockwood	TN		05/04/2022	09/02/2022	46,165							46,165	46,165			
A271147	Monroe	NC		06/01/2022	10/13/2022	316,000							316,000	316,000			
A920509	Bonsall	CA		06/15/2022	09/29/2022	827,000							827,000	827,000			
A881211	Henderson	NV		08/11/2022	11/03/2022	420,000							420,000	420,000			
A303139	Griffin	GA		10/31/2021	09/12/2022	128,300							128,300	128,300			
A880822	Las Vegas	NV		10/31/2021	10/24/2022	385,200							385,200	385,200			
A271158	Charlotte	NC		05/26/2022	09/09/2022	304,000							304,000	304,000			
A660109	Overland Park	KS		06/02/2022	10/07/2022	268,650							268,650	268,650			
A270864	Huntersville	NC		05/16/2022	09/09/2022	324,000							324,000	324,000			
A917751	San Anselmo	CA		10/31/2021	09/08/2022	1,500,000							1,500,000	1,500,000			
A271151	Kernersville	NC		05/24/2022	09/01/2022	248,000							248,000	248,000			
A919480	Escondido	CA		01/28/2022	09/27/2022	522,000							522,000	522,000			
A920552	La Mesa	CA		06/30/2022	11/03/2022	840,000							840,000	840,000			
A917761	Fremont	CA		10/31/2021	09/12/2022	630,000							630,000	630,000			
A321327	Jacksonville	FL		06/03/2022	09/02/2022	169,910							169,910	169,910			
A271057	High Point	NC		04/28/2022	11/14/2022	180,000							180,000	180,000			
A320973	Ocala	FL		10/31/2021	09/26/2022	78,300							78,300	78,300			
A170830	Cherry Hill	NJ		10/17/2022	11/18/2022	210,960							210,960	210,960			
A881088	Las Vegas	NV		03/29/2022	09/02/2022	355,500							355,500	355,500			
A630521	Raytown	MO		05/20/2022	11/10/2022	206,100							206,100	206,100			
A920180	Fallbrook	CA		06/03/2022	09/26/2022	530,000							530,000	530,000			
A919786	Sunnyvale	CA		03/25/2022	09/27/2022	2,205,000							2,205,000	2,205,000			
A630410	Kansas City	MO		10/31/2021	09/29/2022	138,000							138,000	138,000			
A480404	Royal Oak	MI		10/31/2021	10/26/2022	255,000							255,000	255,000			
A980189	Seattle	WA		02/25/2022	11/21/2022	965,000							965,000	965,000			
A917924	Redwood City	CA		10/31/2021	09/02/2022	1,162,500							1,162,500	1,162,500			
A918413	Los Angeles	CA		10/31/2021	10/20/2022	526,491							526,491	526,491			
A303339	Rossville	GA		06/17/2022	09/02/2022	36,910							36,910	36,910			
A920680	Aguanga	CA		10/14/2022	10/27/2022	251,500							251,500	251,500			
A920103	San Diego	CA		04/20/2022	09/09/2022	985,500							985,500	985,500			
A919553	Big Bear Lake	CA		02/07/2022	10/13/2022	585,000							585,000	585,000			
A600479	Marengo	IL		10/31/2021	10/11/2022	240,390							240,390	240,390			
A9172130	Los Angeles	CA		10/31/2021	11/08/2022	350,000							350,000	350,000			
A919979	Vista	CA		03/28/2022	11/03/2022	712,000							712,000	712,000			
A321357	Lehigh Acres	FL		06/01/2022	09/01/2022	216,000							216,000	216,000			
A350194	Huntsville	AL		10/31/2021	09/30/2022	108,000							108,000	108,000			
A321301	Lakeland	FL		06/15/2022	11/17/2022	119,250							119,250	119,250			
A303425	Acworth	GA		09/15/2022	10/28/2022	180,000							180,000	180,000			

ANNUAL STATEMENT FOR THE YEAR 2022 OF THE AMERICAN EQUITY INVESTMENT LIFE INSURANCE COMPANY

SCHEDULE B - PART 3

Showing All Mortgage Loans DISPOSED, Transferred or Repaid During the Current Year

1	Location		4	5	6	7	Change in Book Value/Recorded Investment						14	15	16	17	18
	2	3					8	9	10	11	12	13					
Loan Number	City	State	Loan Type	Date Acquired	Disposal Date	Book Value/Recorded Investment Excluding Accrued Interest Prior Year	Unrealized Valuation Increase (Decrease)	Current Year's (Amortization) /Accretion	Current Year's Other-Than-Temporary Impairment Recognized	Capitalized Deferred Interest and Other	Total Change in Book Value (8+9-10+11)	Total Foreign Exchange Change in Book Value	Book Value/Recorded Investment Excluding Accrued Interest on Disposal	Consid-eration	Foreign Exchange Gain (Loss) on Disposal	Realized Gain (Loss) on Disposal	Total Gain (Loss) on Disposal
A271016	Charlotte	NC		04/22/2022	09/15/2022	296,000							296,000	296,000			
A321360	Cooper City	FL		06/03/2022	10/11/2022	429,750							429,750	429,750			
A919946	San Diego	CA		03/25/2022	10/25/2022	580,500							580,500	580,500			
A271178	Charlotte	NC		06/29/2022	09/23/2022	315,000							315,000	315,000			
A918882	29 Palms	CA		11/22/2021	10/07/2022	203,270							203,270	203,270			
A320984	Jacksonville	FL		10/31/2021	09/27/2022	54,000							54,000	54,000			
A918498	West Hollywood	CA		10/31/2021	09/02/2022	466,650							466,650	466,650			
A918783	Palm Desert	CA		10/31/2021	10/25/2022	322,500							322,500	322,500			
A660087	Kansas City	KS		10/31/2021	09/22/2022	86,200							86,200	86,200			
A271019	Charlotte	NC		04/26/2022	11/04/2022	207,000							207,000	207,000			
A430675	Waterville	OH		02/09/2022	09/16/2022	216,000							216,000	216,000			
A881036	Las Vegas	NV		02/25/2022	09/20/2022	168,000							168,000	168,000			
A321358	Orlando	FL		06/06/2022	11/28/2022	363,750							363,750	363,750			
A271167	Midland	NC		05/27/2022	09/09/2022	334,000							334,000	334,000			
A920128	Warner Springs	CA		05/04/2022	10/21/2022	310,500							310,500	310,500			
A320884	Ocala	FL		10/31/2021	09/27/2022	62,800							62,800	62,800			
A500057	Des Moines	IA		06/10/2022	09/29/2022	74,250							74,250	74,250			
A920560	Torrance	CA		06/24/2022	10/12/2022	810,000							810,000	810,000			
A370358	Memphis	TN		08/11/2022	11/16/2022	78,750							78,750	78,750			
A980222	Covington	WA		04/14/2022	11/09/2022	405,000							405,000	405,000			
A850434	Prescott	AZ		05/31/2022	09/27/2022	405,711							405,711	405,711			
A303365	Griffin	GA		08/11/2022	11/23/2022	141,100							141,100	141,100			
A660088	Kansas City	KS		10/31/2021	09/22/2022	97,500							97,500	97,500			
A321330	Leesburg	FL		06/08/2022	11/14/2022	180,000							180,000	180,000			
A370383	Knoxville	TN		11/15/2022	11/23/2022	27,275							27,275	27,275			
A920584	Lancaster	CA		06/30/2022	09/12/2022	261,000							261,000	261,000			
A660090	Kansas City	KS		10/31/2021	09/22/2022	86,200							86,200	86,200			
A370345	Knoxville	TN		06/21/2022	09/19/2022	82,700							82,700	82,700			
A920185	Littlerock	CA		06/29/2022	09/27/2022	360,000							360,000	360,000			
A918441	Los Angeles	CA		09/26/2022	11/02/2022	1,656,888							1,656,888	1,656,888			
A350160	Oxford	AL		09/01/2022	09/12/2022	4,741							4,741	4,741			
A918786	Hidden Hills	CA		09/01/2022	09/29/2022	3,183,360							3,183,360	3,183,360			
A919101	Lake Arrowhead	CA		12/10/2021	09/02/2022	1,467,400							1,467,400	1,467,400			
A270933	Monroe	NC		04/29/2022	09/09/2022	332,000							332,000	332,000			
A920951	Oceanside	CA		11/15/2022	11/30/2022	288,900							288,900	288,900			
A350205	Montgomery	AL		11/22/2021	11/14/2022	120,000							120,000	120,000			
A150193	Bryn Mawr	PA		10/31/2021	10/13/2022	293,039							293,039	293,039			
A920151	Jurupa Valley	CA		04/26/2022	09/29/2022	315,350							315,350	315,350			
A170757	Perth Amboy	NJ		10/31/2021	09/02/2022	489,250							489,250	489,250			
A850345	Phoenix	AZ		10/31/2021	11/16/2022	468,750							468,750	468,750			
A210345	Lake Of The Woods	VA		04/28/2022	09/01/2022	307,650							307,650	307,650			
A430612	Willard	OH		10/31/2021	11/01/2022	11,655							11,655	11,655			
A271288	Richlands	NC		08/11/2022	11/16/2022	162,000							162,000	162,000			
A920035	Fresno	CA		05/18/2022	11/14/2022	157,250							157,250	157,250			
A430603	Columbus	OH		10/31/2021	11/23/2022	333,000							333,000	333,000			
A850360	Safford	AZ		10/31/2021	09/16/2022	92,500							92,500	92,500			
A919867	Fawnskin	CA		03/16/2022	10/12/2022	880,000							880,000	880,000			
A920507	Sacramento	CA		06/27/2022	09/22/2022	270,000							270,000	270,000			
A920559	Los Angeles	CA		06/24/2022	11/15/2022	846,000							846,000	846,000			
A919577	Los Angeles	CA		03/11/2022	09/07/2022	639,000							639,000	639,000			
A920392	Santee	CA		05/26/2022	11/10/2022	558,000							558,000	558,000			

ANNUAL STATEMENT FOR THE YEAR 2022 OF THE AMERICAN EQUITY INVESTMENT LIFE INSURANCE COMPANY

SCHEDULE B - PART 3

Showing All Mortgage Loans DISPOSED, Transferred or Repaid During the Current Year

1	Location		4	5	6	7	Change in Book Value/Recorded Investment						14	15	16	17	18
	2	3					8	9	10	11	12	13					
Loan Number	City	State	Loan Type	Date Acquired	Disposal Date	Book Value/Recorded Investment Excluding Accrued Interest Prior Year	Unrealized Valuation Increase (Decrease)	Current Year's (Amortization) /Accretion	Current Year's Other-Than-Temporary Impairment Recognized	Capitalized Deferred Interest and Other	Total Change in Book Value (8+9-10+11)	Total Foreign Exchange Change in Book Value	Book Value/Recorded Investment Excluding Accrued Interest on Disposal	Consid-eration	Foreign Exchange Gain (Loss) on Disposal	Realized Gain (Loss) on Disposal	Total Gain (Loss) on Disposal
A919798	San Diego	CA		03/08/2022	09/27/2022	1,225,000							1,225,000	1,225,000			
A170785	Bloomfield	NJ		12/13/2021	10/21/2022	194,832							194,832	194,832			
A430602	Barberton	OH		10/31/2021	09/19/2022	101,250							101,250	101,250			
A350223	Pisgah	AL		03/21/2022	09/26/2022	143,500							143,500	143,500			
A919911	San Jose	CA		03/21/2022	10/03/2022	1,008,000							1,008,000	1,008,000			
A350152	Center Point	AL		10/31/2021	10/03/2022	49,951							49,951	49,951			
A920359	Vallejo	CA		06/01/2022	10/21/2022	382,500							382,500	382,500			
A350232	Montgomery	AL		04/29/2022	11/22/2022	118,418							118,418	118,418			
A915446	Los Angeles	CA		10/31/2021	10/18/2022	1,543,370							1,543,370	1,543,370			
A920482	Murrieta	CA		08/11/2022	10/25/2022	248,000							248,000	248,000			
A918756	La Quinta	CA		10/31/2021	09/07/2022	225,799							225,799	225,799			
A370332	Nashville	TN		06/02/2022	09/23/2022	357,000							357,000	357,000			
A430653	Maple Heights	OH		11/22/2021	09/30/2022	108,750							108,750	108,750			
A918695	North Hollywood	CA		09/01/2022	09/16/2022	1,020,465							1,020,465	1,020,465			
A460278	South Bend	IN		08/11/2022	09/26/2022	123,867							123,867	123,867			
A920627	Vallejo	CA		08/11/2022	10/17/2022	222,200							222,200	222,200			
A850321	Tucson	AZ		10/31/2021	10/20/2022	157,500							157,500	157,500			
A918363	Compton	CA		10/31/2021	01/27/2022	391,500							391,500	391,500			
A880641	Las Vegas	NV		10/31/2021	12/10/2021	252,000							252,000	252,000			
A918379	Palmdale	CA		10/31/2021	02/01/2022	487,500							487,500	487,500			
A918952	Lemon Grove	CA		11/22/2021	01/31/2022	604,000							604,000	604,000			
A270520	Mooresville	NC		12/20/2021	01/19/2022	280,000							280,000	280,000			
A750635	Magnolia	TX		10/31/2021	12/28/2021	162,600							162,600	162,600			
A916245	West Hollywood	CA		01/12/2022	02/24/2022	3,898,583							3,898,583	3,898,583			
A270467	Indian Trail	NC		11/22/2021	12/21/2021	332,000							332,000	332,000			
A210261	Richmond	VA		10/31/2021	12/30/2021	138,300							138,300	138,300			
A350191	Carbon Hill	AL		10/31/2021	02/23/2022	105,050							105,050	105,050			
A918216	Hayward	CA		10/31/2021	01/06/2022	451,000							451,000	451,000			
A270480	Huntersville	NC		11/22/2021	12/01/2021	321,300							321,300	321,300			
A918989	San Diego	CA		01/28/2022	02/28/2022	1,075,000							1,075,000	1,075,000			
A270426	Charlotte	NC		11/22/2021	12/16/2021	267,750							267,750	267,750			
A750836	Houston	TX		10/31/2021	01/06/2022	131,250							131,250	131,250			
A917155	Los Angeles	CA		10/31/2021	02/03/2022	283,500							283,500	283,500			
A914770	San Diego	CA		10/31/2021	12/20/2021	2,493,000							2,493,000	2,493,000			
A320900	Tampa	FL		10/31/2021	02/25/2022	297,421							297,421	297,421			
A918884	La Mesa	CA		10/31/2021	01/07/2022	727,098							727,098	727,098			
A918497	Sacramento	CA		10/31/2021	01/25/2022	532,800							532,800	532,800			
A9179810	Los Angeles	CA		12/08/2021	01/07/2022	107,100							107,100	107,100			
A370186	Harriman	TN		10/31/2021	12/29/2021	101,400							101,400	101,400			
A880883	Las Vegas	NV		10/31/2021	12/10/2021	232,500							232,500	232,500			
A800062	Arvada	CO		10/31/2021	02/22/2022	416,500							416,500	416,500			
A303195	Conyers	GA		11/22/2021	12/01/2021	37,400							37,400	37,400			
A320949	Sunrise	FL		10/31/2021	02/16/2022	285,985							285,985	285,985			
A918551	Citrus Heights	CA		10/31/2021	12/06/2021	420,000							420,000	420,000			
A730054	Oklahoma City	OK		10/31/2021	12/22/2021	270,560							270,560	270,560			
A350186	Wetumpka	AL		10/31/2021	01/06/2022	120,365							120,365	120,365			
A916408	Los Angeles	CA		10/31/2021	12/03/2021	5,316,713							5,316,713	5,316,713			
A916621	Santa Monica	CA		10/31/2021	01/24/2022	675,680							675,680	675,680			
A430582	Akron	OH		10/31/2021	02/18/2022	251,423							251,423	251,423			
A918612	San Diego	CA		10/31/2021	01/20/2022	760,000							760,000	760,000			
A916742	Fresno	CA		10/31/2021	02/07/2022	280,500							280,500	280,500			

ANNUAL STATEMENT FOR THE YEAR 2022 OF THE AMERICAN EQUITY INVESTMENT LIFE INSURANCE COMPANY

SCHEDULE B - PART 3

Showing All Mortgage Loans DISPOSED, Transferred or Repaid During the Current Year

1	Location		4	5	6	7	Change in Book Value/Recorded Investment						14	15	16	17	18
	2	3					8	9	10	11	12	13					
Loan Number	City	State	Loan Type	Date Acquired	Disposal Date	Book Value/Recorded Investment Excluding Accrued Interest Prior Year	Unrealized Valuation Increase (Decrease)	Current Year's (Amortization) /Accretion	Current Year's Other-Than-Temporary Impairment Recognized	Capitalized Deferred Interest and Other	Total Change in Book Value (8+9-10+11)	Total Foreign Exchange Change in Book Value	Book Value/Recorded Investment Excluding Accrued Interest on Disposal	Consid-eration	Foreign Exchange Gain (Loss) on Disposal	Realized Gain (Loss) on Disposal	Total Gain (Loss) on Disposal
A630442	Kansas City	MO		10/31/2021	12/08/2021	78,454							78,454	78,454			
A918694	San Diego	CA		10/31/2021	12/10/2021	700,000							700,000	700,000			
A918617	San Diego	CA		10/31/2021	01/05/2022	684,000							684,000	684,000			
A110078	Brockton	MA		10/31/2021	02/22/2022	261,000							261,000	261,000			
A321042	Wesley Chapel	FL		11/22/2021	02/24/2022	128,000							128,000	128,000			
A270399	Jacksonville	NC		10/31/2021	02/25/2022	119,700							119,700	119,700			
A660083	Gardner	KS		10/31/2021	01/05/2022	204,800							204,800	204,800			
A917005	Los Angeles	CA		10/31/2021	01/07/2022	905,400							905,400	905,400			
A303155	Smyrna	GA		10/31/2021	02/16/2022	164,500							164,500	164,500			
A918412	Antioch	CA		10/31/2021	02/28/2022	463,500							463,500	463,500			
A270360	Winston Salem	NC		10/31/2021	02/28/2022	52,778							52,778	52,778			
A150212	Hanover Township	PA		10/31/2021	01/13/2022	123,030							123,030	123,030			
A916425	Palm Desert	CA		10/31/2021	02/08/2022	588,000							588,000	588,000			
A880729	Las Vegas	NV		10/31/2021	12/02/2021	261,000							261,000	261,000			
A918580	Chula Vista	CA		10/31/2021	01/10/2022	454,500							454,500	454,500			
A320967	Fernandina Beach	FL		10/31/2021	02/03/2022	351,000							351,000	351,000			
A918893	San Diego	CA		10/31/2021	02/28/2022	679,500							679,500	679,500			
A270380	Winston Salem	NC		10/31/2021	12/15/2021	200,000							200,000	200,000			
A350184	Montgomery	AL		10/31/2021	12/22/2021	127,500							127,500	127,500			
A918858	Torrance	CA		10/31/2021	01/11/2022	786,600							786,600	786,600			
A916468	Los Angeles	CA		10/31/2021	12/30/2021	2,988,529							2,988,529	2,988,529			
A980123	Seattle	WA		10/31/2021	01/28/2022	616,250							616,250	616,250			
A303173	Fairburn	GA		10/31/2021	02/04/2022	69,700							69,700	69,700			
A917709	Desert Hot Springs	CA		10/31/2021	12/13/2021	300,000							300,000	300,000			
A918885	Vista	CA		10/31/2021	01/27/2022	570,000							570,000	570,000			
A918428	Vista	CA		10/31/2021	12/20/2021	574,200							574,200	574,200			
A320913	Cape Coral	FL		10/31/2021	01/24/2022	187,500							187,500	187,500			
A270423	High Point	NC		10/31/2021	12/08/2021	188,000							188,000	188,000			
A9187780	Thousand Oaks	CA		12/23/2021	01/14/2022	12,180							12,180	12,180			
A918313	San Diego	CA		10/31/2021	02/14/2022	1,104,000							1,104,000	1,104,000			
A880828	North Las Vegas	NV		10/31/2021	01/11/2022	301,500							301,500	301,500			
A830006	Coeur D Alene	ID		10/31/2021	02/01/2022	401,250							401,250	401,250			
A270468	Stallings	NC		11/22/2021	12/16/2021	284,000							284,000	284,000			
A918709	Vallejo	CA		10/31/2021	01/25/2022	342,000							342,000	342,000			
A918446	La Mesa	CA		10/31/2021	12/02/2021	624,200							624,200	624,200			
A918843	Toluca Lake	CA		10/31/2021	12/07/2021	514,800							514,800	514,800			
A880767	North Las Vegas	NV		10/31/2021	12/01/2021	238,500							238,500	238,500			
A850304	Tucson	AZ		10/31/2021	12/29/2021	236,700							236,700	236,700			
A320893	Cocoa	FL		10/31/2021	12/13/2021	112,500							112,500	112,500			
A916627	Costa Mesa	CA		10/31/2021	12/01/2021	1,647,452							1,647,452	1,647,452			
A918519	Los Angeles	CA		12/29/2021	01/27/2022	1,462,500							1,462,500	1,462,500			
A600466	Glendale Heights	IL		10/31/2021	12/10/2021	221,250							221,250	221,250			
A303108	Kennesaw	GA		10/31/2021	02/18/2022	119,000							119,000	119,000			
A918053	North Highlands	CA		10/31/2021	01/04/2022	306,900							306,900	306,900			
A916829	Los Angeles	CA		10/31/2021	01/05/2022	750,000							750,000	750,000			
A918668	San Diego	CA		10/31/2021	12/08/2021	572,000							572,000	572,000			
A660086	Overland Park	KS		10/31/2021	02/07/2022	186,450							186,450	186,450			
A917871	Los Angeles	CA		10/31/2021	02/11/2022	1,348,200							1,348,200	1,348,200			
A918661	Oceanside	CA		10/31/2021	02/04/2022	714,500							714,500	714,500			
A430574	London	OH		10/31/2021	01/31/2022	167,490							167,490	167,490			
A880912	North Las Vegas	NV		11/22/2021	02/22/2022	270,000							270,000	270,000			

ANNUAL STATEMENT FOR THE YEAR 2022 OF THE AMERICAN EQUITY INVESTMENT LIFE INSURANCE COMPANY

SCHEDULE B - PART 3

Showing All Mortgage Loans DISPOSED, Transferred or Repaid During the Current Year

1	Location		4	5	6	7	Change in Book Value/Recorded Investment						14	15	16	17	18
	2	3					8	9	10	11	12	13					
Loan Number	City	State	Loan Type	Date Acquired	Disposal Date	Book Value/Recorded Investment Excluding Accrued Interest Prior Year	Unrealized Valuation Increase (Decrease)	Current Year's (Amortization) /Accretion	Current Year's Other-Than-Temporary Impairment Recognized	Capitalized Deferred Interest and Other	Total Change in Book Value (8+9-10+11)	Total Foreign Exchange Change in Book Value	Book Value/Recorded Investment Excluding Accrued Interest on Disposal	Consid-eration	Foreign Exchange Gain (Loss) on Disposal	Realized Gain (Loss) on Disposal	Total Gain (Loss) on Disposal
A350169	Montgomery	AL		10/31/2021	12/13/2021	127,500							127,500	127,500			
A270384	Charlotte	NC		10/31/2021	02/01/2022	260,000							260,000	260,000			
A270174	High Point	NC		10/31/2021	12/08/2021	87,733							87,733	87,733			
A918545	El Cajon	CA		10/31/2021	12/01/2021	360,000							360,000	360,000			
A190025	Wilmington	DE		10/31/2021	02/15/2022	111,500							111,500	111,500			
A880588	North Las Vegas	NV		10/31/2021	02/16/2022	165,375							165,375	165,375			
A880850	Las Vegas	NV		10/31/2021	12/29/2021	308,700							308,700	308,700			
A150215	Bethlehem	PA		10/31/2021	02/23/2022	135,000							135,000	135,000			
A917137	Los Angeles	CA		10/31/2021	12/01/2021	1,898,030							1,898,030	1,898,030			
A270486	Dallas	NC		11/22/2021	02/14/2022	268,000							268,000	268,000			
A630473	Independence	MO		10/31/2021	12/23/2021	55,743							55,743	55,743			
A303142	Norcross	GA		10/31/2021	12/15/2021	168,300							168,300	168,300			
A918152	Los Angeles	CA		10/31/2021	12/02/2021	480,000							480,000	480,000			
A303092	Newnan	GA		10/31/2021	12/16/2021	68,000							68,000	68,000			
A916041	Los Angeles	CA		10/31/2021	01/14/2022	4,028,000							4,028,000	4,028,000			
A918609	San Diego	CA		10/31/2021	12/28/2021	820,000							820,000	820,000			
A320848	Brandon	FL		10/31/2021	12/10/2021	246,600							246,600	246,600			
A600470	Chicago	IL		10/31/2021	01/11/2022	472,500							472,500	472,500			
A321053	Palmetto Bay	FL		11/22/2021	02/18/2022	446,720							446,720	446,720			
A270419	Charlotte	NC		10/31/2021	12/20/2021	156,000							156,000	156,000			
A980095	Anacortes	WA		10/31/2021	02/16/2022	276,300							276,300	276,300			
A303107	Palmetto	GA		10/31/2021	01/05/2022	51,650							51,650	51,650			
A170758	New Brunswick	NJ		10/31/2021	12/17/2021	265,500							265,500	265,500			
A320989	Tampa	FL		10/31/2021	12/21/2021	222,750							222,750	222,750			
A919206	Norwalk	CA		12/23/2021	01/21/2022	381,901							381,901	381,901			
A918461	Los Angeles	CA		10/31/2021	01/27/2022	2,437,500							2,437,500	2,437,500			
A918898	Escondido	CA		10/31/2021	01/26/2022	390,000							390,000	390,000			
A210168	Alexandria	VA		10/31/2021	12/07/2021	842,000							842,000	842,000			
A630437	Blue Springs	MO		10/31/2021	12/13/2021	345,000							345,000	345,000			
A880895	Las Vegas	NV		10/31/2021	02/08/2022	158,183							158,183	158,183			
A980117	Kirkland	WA		10/31/2021	02/22/2022	960,000							960,000	960,000			
A880725	Las Vegas	NV		10/31/2021	12/29/2021	184,680							184,680	184,680			
A918279	Cathedral City	CA		10/31/2021	12/13/2021	343,000							343,000	343,000			
A918579	Escondido	CA		01/06/2022	01/26/2022	834,063							834,063	834,063			
A918005	Healdsburg	CA		10/31/2021	01/03/2022	549,000							549,000	549,000			
A630458	Springfield	MO		10/31/2021	01/18/2022	50,850							50,850	50,850			
A170789	Hackettstown	NJ		11/01/2021	12/31/2021	346,500							346,500	346,500			
A918627	Sacramento	CA		10/31/2021	12/06/2021	345,000							345,000	345,000			
A210210	Richmond	VA		10/31/2021	01/05/2022	105,000							105,000	105,000			
A320964	Jacksonville	FL		10/31/2021	02/16/2022	81,000							81,000	81,000			
A915697	North Hollywood	CA		10/31/2021	12/09/2021	520,000							520,000	520,000			
A303123	Atlanta	GA		10/31/2021	12/01/2021	184,650							184,650	184,650			
A918731	San Diego	CA		10/31/2021	01/25/2022	600,000							600,000	600,000			
A630436	Kansas City	MO		10/31/2021	12/15/2021	168,750							168,750	168,750			
A918475	San Diego	CA		10/31/2021	12/20/2021	880,000							880,000	880,000			
A210265	Locust Grove	VA		12/23/2021	01/21/2022	285,260							285,260	285,260			
A270376	Kannapolis	NC		01/13/2022	02/24/2022	171,753							171,753	171,753			
A917041	Fresno	CA		10/31/2021	02/11/2022	127,500							127,500	127,500			
A270447	Whitsett	NC		11/22/2021	01/03/2022	280,000							280,000	280,000			
A918107	South San Francisco	CA		10/31/2021	12/09/2021	967,500							967,500	967,500			
A918716	La Mesa	CA		10/31/2021	01/19/2022	612,000							612,000	612,000			

ANNUAL STATEMENT FOR THE YEAR 2022 OF THE AMERICAN EQUITY INVESTMENT LIFE INSURANCE COMPANY

SCHEDULE B - PART 3

Showing All Mortgage Loans DISPOSED, Transferred or Repaid During the Current Year

1	Location		4	5	6	7	Change in Book Value/Recorded Investment						14	15	16	17	18
	2	3					8	9	10	11	12	13					
Loan Number	City	State	Loan Type	Date Acquired	Disposal Date	Book Value/Recorded Investment Excluding Accrued Interest Prior Year	Unrealized Valuation Increase (Decrease)	Current Year's (Amortization) /Accretion	Current Year's Other-Than-Temporary Impairment Recognized	Capitalized Deferred Interest and Other	Total Change in Book Value (8+9-10+11)	Total Foreign Exchange Change in Book Value	Book Value/Recorded Investment Excluding Accrued Interest on Disposal	Consid-eration	Foreign Exchange Gain (Loss) on Disposal	Realized Gain (Loss) on Disposal	Total Gain (Loss) on Disposal
A918206	Encinitas	CA		10/31/2021	12/01/2021	1,106,058							1,106,058	1,106,058			
A210247	Richmond	VA		10/31/2021	12/30/2021	212,134							212,134	212,134			
A914638	West Hollywood	CA		10/31/2021	12/10/2021	1,612,565							1,612,565	1,612,565			
A917975	Costa Mesa	CA		10/31/2021	02/18/2022	862,500							862,500	862,500			
A800057	Denver	CO		10/31/2021	12/13/2021	933,750							933,750	933,750			
A918036	San Bernardino	CA		10/31/2021	01/27/2022	252,424							252,424	252,424			
A916907	Encino	CA		12/01/2021	02/18/2022	3,600,000							3,600,000	3,600,000			
A919137	Perris	CA		12/17/2021	01/21/2022	252,000							252,000	252,000			
A918635	Rancho Cucamonga	CA		10/31/2021	12/13/2021	494,100							494,100	494,100			
A880816	Henderson	NV		10/31/2021	02/16/2022	340,000							340,000	340,000			
A430514	South Euclid	OH		10/31/2021	01/31/2022	85,668							85,668	85,668			
A918256	San Diego	CA		10/31/2021	12/07/2021	596,000							596,000	596,000			
A912666	Calabasas	CA		10/31/2021	01/27/2022	4,461,797							4,461,797	4,461,797			
A830005	Spirit Lake	ID		10/31/2021	01/19/2022	453,500							453,500	453,500			
A210290	Richmond	VA		12/22/2021	12/28/2021	140,360							140,360	140,360			
A302568	Powder Springs	GA		10/31/2021	12/08/2021	87,350							87,350	87,350			
A918909	La Puente	CA		11/22/2021	02/07/2022	428,400							428,400	428,400			
A830002	Boise	ID		10/31/2021	02/16/2022	368,000							368,000	368,000			
A915745	Los Angeles	CA		10/31/2021	12/15/2021	1,126,010							1,126,010	1,126,010			
A660074	Kansas City	KS		10/31/2021	01/10/2022	167,900							167,900	167,900			
A918935	Pasadena	CA		11/22/2021	12/07/2021	673,200							673,200	673,200			
A918771	San Diego	CA		10/31/2021	12/02/2021	400,000							400,000	400,000			
A918742	Bellflower	CA		10/31/2021	12/23/2021	536,400							536,400	536,400			
A980082	Seattle	WA		02/01/2022	02/28/2022	863,248							863,248	863,248			
A270490	Winston Salem	NC		12/14/2021	02/11/2022	224,000							224,000	224,000			
A918615	Colton	CA		12/16/2021	02/03/2022	148,950							148,950	148,950			
A210182	Richmond	VA		10/31/2021	01/26/2022	162,750							162,750	162,750			
A270409	Statesville	NC		10/31/2021	02/23/2022	240,000							240,000	240,000			
A320905	Tampa	FL		10/31/2021	01/20/2022	148,500							148,500	148,500			
A270253	High Point	NC		10/31/2021	12/08/2021	67,500							67,500	67,500			
A303102	Rockmart	GA		10/31/2021	12/01/2021	142,500							142,500	142,500			
A750930	Austin	TX		10/31/2021	02/10/2022	270,000							270,000	270,000			
A918464	San Diego	CA		10/31/2021	01/10/2022	750,600							750,600	750,600			
A210211	Richmond	VA		10/31/2021	01/26/2022	134,991							134,991	134,991			
A918974	El Cajon	CA		11/22/2021	01/18/2022	608,000							608,000	608,000			
A880835	Henderson	NV		10/31/2021	02/24/2022	408,000							408,000	408,000			
A918149	Santa Monica	CA		10/31/2021	01/19/2022	2,156,250							2,156,250	2,156,250			
A918040	La Habra	CA		10/31/2021	12/09/2021	633,750							633,750	633,750			
A270328	High Point	NC		10/31/2021	12/02/2021	236,000							236,000	236,000			
A370223	Knoxville	TN		11/22/2021	01/14/2022	89,100							89,100	89,100			
A270415	Charlotte	NC		10/31/2021	01/06/2022	164,000							164,000	164,000			
A850265	Tucson	AZ		10/31/2021	12/02/2021	198,750							198,750	198,750			
A917765	Los Angeles	CA		10/31/2021	01/31/2022	540,000							540,000	540,000			
A430566	Euclid	OH		10/31/2021	01/27/2022	187,500							187,500	187,500			
A918536	Whittier	CA		12/03/2021	01/11/2022	549,900							549,900	549,900			
A918555	Sacramento	CA		10/31/2021	02/22/2022	276,300							276,300	276,300			
A918926	National City	CA		10/31/2021	01/11/2022	340,000							340,000	340,000			
A210267	Henrico	VA		10/31/2021	12/06/2021	138,800							138,800	138,800			
A918384	Cedarpines Park	CA		10/31/2021	01/31/2022	178,200							178,200	178,200			
A320801	Winter Haven	FL		10/31/2021	01/04/2022	52,750							52,750	52,750			
A918631	El Cajon	CA		12/02/2021	02/09/2022	680,000							680,000	680,000			

ANNUAL STATEMENT FOR THE YEAR 2022 OF THE AMERICAN EQUITY INVESTMENT LIFE INSURANCE COMPANY

SCHEDULE B - PART 3

Showing All Mortgage Loans DISPOSED, Transferred or Repaid During the Current Year

1	Location		4	5	6	7	Change in Book Value/Recorded Investment						14	15	16	17	18
	2	3					8	9	10	11	12	13					
Loan Number	City	State	Loan Type	Date Acquired	Disposal Date	Book Value/Recorded Investment Excluding Accrued Interest Prior Year	Unrealized Valuation Increase (Decrease)	Current Year's (Amortization) /Accretion	Current Year's Other-Than-Temporary Impairment Recognized	Capitalized Deferred Interest and Other	Total Change in Book Value (8+9-10+11)	Total Foreign Exchange Change in Book Value	Book Value/Recorded Investment Excluding Accrued Interest on Disposal	Consid-eration	Foreign Exchange Gain (Loss) on Disposal	Realized Gain (Loss) on Disposal	Total Gain (Loss) on Disposal
A170773	Asbury Park	NJ		10/31/2021	02/14/2022	262,800							262,800	262,800			
A980120	Poulsbo	WA		10/31/2021	02/03/2022	325,800							325,800	325,800			
A880811	Las Vegas	NV		10/31/2021	01/24/2022	270,000							270,000	270,000			
A918967	San Diego	CA		11/22/2021	12/15/2021	652,000							652,000	652,000			
A918832	San Diego	CA		12/30/2021	01/11/2022	1,012,500							1,012,500	1,012,500			
A918854	San Diego	CA		10/31/2021	02/04/2022	1,034,100							1,034,100	1,034,100			
A917255	Santa Barbara	CA		01/18/2022	02/17/2022	1,665,000							1,665,000	1,665,000			
A290072	Anderson	SC		10/31/2021	02/14/2022	72,000							72,000	72,000			
A917105	San Carlos	CA		10/31/2021	02/08/2022	1,151,500							1,151,500	1,151,500			
A912969	Los Angeles	CA		10/31/2021	12/15/2021	1,530,543							1,530,543	1,530,543			
A918943	San Diego	CA		12/13/2021	12/13/2021	666,000							666,000	666,000			
A980149	Spokane	WA		10/31/2021	02/17/2022	167,423							167,423	167,423			
A980093	Seattle	WA		10/31/2021	01/26/2022	317,500							317,500	317,500			
A500034	Des Moines	IA		10/31/2021	02/10/2022	157,500							157,500	157,500			
A210229	Richmond	VA		10/31/2021	01/05/2022	116,250							116,250	116,250			
A9174340	Encino	CA		01/01/2022	01/31/2022	405,733							405,733	405,733			
A660081	Olathe	KS		10/31/2021	01/10/2022	230,395							230,395	230,395			
A917950	Oakland	CA		10/31/2021	01/04/2022	499,500							499,500	499,500			
A830009	Meridian	ID		10/31/2021	12/30/2021	303,750							303,750	303,750			
A918362	San Diego	CA		10/31/2021	12/30/2021	886,500							886,500	886,500			
A918509	Carlsbad	CA		10/31/2021	01/07/2022	959,848							959,848	959,848			
A918738	Lemon Grove	CA		10/31/2021	12/07/2021	520,000							520,000	520,000			
A918607	Compton	CA		10/31/2021	12/09/2021	435,000							435,000	435,000			
A270344	Greensboro	NC		10/31/2021	02/18/2022	164,000							164,000	164,000			
A880832	Las Vegas	NV		10/31/2021	12/28/2021	324,000							324,000	324,000			
A370177	Memphis	TN		10/31/2021	01/10/2022	59,936							59,936	59,936			
A350188	Montgomery	AL		10/31/2021	12/08/2021	117,000							117,000	117,000			
A918625	National City	CA		10/31/2021	01/03/2022	409,500							409,500	409,500			
A918651	Sacramento	CA		10/31/2021	12/01/2021	270,000							270,000	270,000			
A830010	Hayden	ID		11/22/2021	02/03/2022	385,625							385,625	385,625			
A918922	Chula Vista	CA		10/31/2021	01/13/2022	488,000							488,000	488,000			
A918833	Phelan	CA		10/31/2021	02/01/2022	217,750							217,750	217,750			
A918468	San Diego	CA		10/31/2021	12/30/2021	844,851							844,851	844,851			
A150217	Philadelphia	PA		11/22/2021	02/04/2022	112,500							112,500	112,500			
A270513	Charlotte	NC		12/10/2021	02/23/2022	320,000							320,000	320,000			
A320807	Lake Clarke Shores	FL		10/31/2021	12/15/2021	479,500							479,500	479,500			
A918431	Montebello	CA		10/31/2021	01/21/2022	522,500							522,500	522,500			
A916412	Los Angeles	CA		12/15/2021	12/27/2021	752,292							752,292	752,292			
A270389	Charlotte	NC		10/31/2021	12/08/2021	268,000							268,000	268,000			
A915089	El Dorado Hills	CA		12/30/2021	02/03/2022	351,852							351,852	351,852			
A918767	Squaw Valley	CA		10/31/2021	01/28/2022	144,281							144,281	144,281			
A270393	Charlotte	NC		10/31/2021	12/16/2021	280,000							280,000	280,000			
A210214	Richmond	VA		10/31/2021	01/31/2022	173,420							173,420	173,420			
A460248	South Bend	IN		10/31/2021	02/02/2022	77,600							77,600	77,600			
A916946	Fullerton	CA		10/31/2021	12/10/2021	562,500							562,500	562,500			
A303159	Canton	GA		10/31/2021	12/30/2021	171,700							171,700	171,700			
A210201	Richmond	VA		10/31/2021	02/01/2022	120,000							120,000	120,000			
A880685	North Las Vegas	NV		10/31/2021	12/13/2021	207,180							207,180	207,180			
A918951	Lomita	CA		11/22/2021	12/23/2021	810,000							810,000	810,000			
A918829	National City	CA		10/31/2021	12/10/2021	291,500							291,500	291,500			
A918327	Manhattan Beach	CA		10/31/2021	12/23/2021	1,125,000							1,125,000	1,125,000			

ANNUAL STATEMENT FOR THE YEAR 2022 OF THE AMERICAN EQUITY INVESTMENT LIFE INSURANCE COMPANY

SCHEDULE B - PART 3

Showing All Mortgage Loans DISPOSED, Transferred or Repaid During the Current Year

1	Location		4	5	6	7	Change in Book Value/Recorded Investment						14	15	16	17	18
	2	3					8	9	10	11	12	13					
Loan Number	City	State	Loan Type	Date Acquired	Disposal Date	Book Value/Recorded Investment Excluding Accrued Interest Prior Year	Unrealized Valuation Increase (Decrease)	Current Year's (Amortization) /Accretion	Current Year's Other-Than-Temporary Impairment Recognized	Capitalized Deferred Interest and Other	Total Change in Book Value (8+9-10+11)	Total Foreign Exchange Change in Book Value	Book Value/Recorded Investment Excluding Accrued Interest on Disposal	Consid-eration	Foreign Exchange Gain (Loss) on Disposal	Realized Gain (Loss) on Disposal	Total Gain (Loss) on Disposal
A850336	Tucson	AZ		10/31/2021	01/18/2022	287,100							287,100	287,100			
A880617	Las Vegas	NV		12/16/2021	02/16/2022	1,293,300							1,293,300	1,293,300			
A980158	Renton	WA		10/31/2021	12/16/2021	411,000							411,000	411,000			
A303185	Stone Mountain	GA		10/31/2021	02/09/2022	158,525							158,525	158,525			
A917958	San Diego	CA		10/31/2021	12/29/2021	1,320,000							1,320,000	1,320,000			
A918910	San Diego	CA		10/31/2021	12/08/2021	550,000							550,000	550,000			
A200080	Ellicott City	MD		10/31/2021	12/29/2021	330,000							330,000	330,000			
A980086	Kirkland	WA		10/31/2021	12/17/2021	904,500							904,500	904,500			
A370193	Hermitage	TN		01/14/2022	02/28/2022	264,875							264,875	264,875			
A880766	Las Vegas	NV		10/31/2021	12/13/2021	231,300							231,300	231,300			
A917307	Visalia	CA		02/14/2022	02/24/2022	245,620							245,620	245,620			
A918126	Santa Clarita	CA		10/31/2021	01/24/2022	576,000							576,000	576,000			
A210283	Chesapeake	VA		10/31/2021	01/25/2022	262,500							262,500	262,500			
A918699	San Diego	CA		10/31/2021	02/18/2022	639,000							639,000	639,000			
A916018	North Hollywood	CA		10/31/2021	12/15/2021	1,191,454							1,191,454	1,191,454			
A914636	West Hollywood	CA		01/31/2022	02/11/2022	3,054,434							3,054,434	3,054,434			
A850334	Mesa	AZ		10/31/2021	12/29/2021	333,750							333,750	333,750			
A918527	Sacramento	CA		10/31/2021	01/05/2022	345,000							345,000	345,000			
A918826	Spring Valley	CA		10/31/2021	12/16/2021	580,000							580,000	580,000			
A880521	Las Vegas	NV		01/28/2022	02/07/2022	1,345,300							1,345,300	1,345,300			
A918454	San Bernardino	CA		10/31/2021	01/25/2022	267,750							267,750	267,750			
A270407	Gastonia	NC		11/22/2021	02/25/2022	268,000							268,000	268,000			
A917803	Sylmar	CA		10/31/2021	02/23/2022	364,500							364,500	364,500			
A350167	Montgomery	AL		10/31/2021	12/30/2021	93,750							93,750	93,750			
A918172	San Diego	CA		10/31/2021	12/13/2021	939,500							939,500	939,500			
A430451	Cleveland	OH		10/31/2021	01/24/2022	746,000							746,000	746,000			
A980161	Spokane Valley	WA		10/31/2021	02/15/2022	193,125							193,125	193,125			
A918634	San Diego	CA		12/08/2021	01/27/2022	790,000							790,000	790,000			
A918210	San Mateo	CA		10/31/2021	12/22/2021	882,500							882,500	882,500			
A970058	Rainier	OR		12/01/2021	02/15/2022	294,300							294,300	294,300			
A917226	Granada Hills	CA		10/31/2021	12/02/2021	655,000							655,000	655,000			
A880886	Las Vegas	NV		10/31/2021	01/25/2022	306,000							306,000	306,000			
A303125	Dallas	GA		10/31/2021	12/10/2021	203,500							203,500	203,500			
A170609	New Brunswick	NJ		10/31/2021	01/07/2022	152,000							152,000	152,000			
A850271	Camp Verde	AZ		10/31/2021	12/17/2021	189,900							189,900	189,900			
A320958	Fernandina Beach	FL		10/31/2021	12/31/2021	216,000							216,000	216,000			
A918460	Napa	CA		10/31/2021	02/17/2022	619,000							619,000	619,000			
A970038	Drain	OR		10/31/2021	12/01/2021	128,000							128,000	128,000			
A370251	Knoxville	TN		12/22/2021	02/14/2022	96,110							96,110	96,110			
A918966	Covina	CA		11/22/2021	12/07/2021	414,000							414,000	414,000			
A303177	Stockbridge	GA		10/31/2021	12/08/2021	144,000							144,000	144,000			
A918192	Woodland Hills	CA		10/31/2021	12/22/2021	1,084,230							1,084,230	1,084,230			
A916860	Los Angeles	CA		10/31/2021	12/13/2021	922,500							922,500	922,500			
A918816	Escondido	CA		10/31/2021	01/18/2022	384,000							384,000	384,000			
A430163	Cleveland	OH		10/31/2021	12/27/2021	178,500							178,500	178,500			
A302630	Griffin	GA		10/31/2021	02/28/2022	97,500							97,500	97,500			
A480106	Ecorse	MI		10/31/2021	02/04/2022	33,000							33,000	33,000			
A918808	Menifee	CA		10/31/2021	02/15/2022	388,500							388,500	388,500			
A320939	Brandon	FL		10/31/2021	12/30/2021	126,000							126,000	126,000			
A916469	La Mesa	CA		10/31/2021	12/27/2021	423,000							423,000	423,000			
A918720	San Diego	CA		10/31/2021	01/24/2022	445,954							445,954	445,954			

ANNUAL STATEMENT FOR THE YEAR 2022 OF THE AMERICAN EQUITY INVESTMENT LIFE INSURANCE COMPANY

SCHEDULE B - PART 3

Showing All Mortgage Loans DISPOSED, Transferred or Repaid During the Current Year

1	Location		4	5	6	7	Change in Book Value/Recorded Investment						14	15	16	17	18
	2	3					8	9	10	11	12	13					
Loan Number	City	State	Loan Type	Date Acquired	Disposal Date	Book Value/Recorded Investment Excluding Accrued Interest Prior Year	Unrealized Valuation Increase (Decrease)	Current Year's (Amortization) /Accretion	Current Year's Other Than-Temporary Impairment Recognized	Capitalized Deferred Interest and Other	Total Change in Book Value (8+9-10+11)	Total Foreign Exchange Change in Book Value	Book Value/Recorded Investment Excluding Accrued Interest on Disposal	Consid-eration	Foreign Exchange Gain (Loss) on Disposal	Realized Gain (Loss) on Disposal	Total Gain (Loss) on Disposal
A270251	High Point	NC		10/31/2021	12/08/2021	434,450							434,450	434,450			
A370170	Memphis	TN		10/31/2021	01/10/2022	52,500							52,500	52,500			
A321058	Lakeland	FL		11/22/2021	12/27/2021	54,000							54,000	54,000			
A880802	North Las Vegas	NV		10/31/2021	01/06/2022	297,000							297,000	297,000			
A880880	Las Vegas	NV		10/31/2021	02/24/2022	200,000							200,000	200,000			
A630394	Kansas City	MO		10/31/2021	01/21/2022	60,000							60,000	60,000			
A918602	San Diego	CA		12/16/2021	02/25/2022	1,000,000							1,000,000	1,000,000			
A917164	Sherman Oaks	CA		02/01/2022	02/10/2022	1,869,501							1,869,501	1,869,501			
A918744	San Diego	CA		10/31/2021	01/25/2022	481,500							481,500	481,500			
A918799	San Diego	CA		10/31/2021	02/04/2022	495,900							495,900	495,900			
A321094	Pinellas Park	FL		12/22/2021	01/21/2022	202,500							202,500	202,500			
A918398	San Diego	CA		10/31/2021	02/02/2022	1,076,300							1,076,300	1,076,300			
A918907	Los Angeles	CA		01/01/2022	01/11/2022	1,232,408							1,232,408	1,232,408			
A630430	Springfield	MO		10/31/2021	02/28/2022	70,875							70,875	70,875			
A270322	Jacksonville	NC		10/31/2021	12/07/2021	169,159							169,159	169,159			
A270400	Jacksonville	NC		10/31/2021	01/11/2022	121,820							121,820	121,820			
A918576	Oceanside	CA		10/31/2021	12/22/2021	676,000							676,000	676,000			
A210256	Petersburg	VA		10/31/2021	12/20/2021	56,250							56,250	56,250			
A370228	Knoxville	TN		11/22/2021	12/09/2021	114,000							114,000	114,000			
A630443	Kansas City	MO		10/31/2021	02/18/2022	337,500							337,500	337,500			
A303056	Douglasville	GA		10/31/2021	02/28/2022	153,750							153,750	153,750			
A918560	San Diego	CA		10/31/2021	12/30/2021	820,000							820,000	820,000			
A918992	El Cajon	CA		11/22/2021	12/30/2021	704,000							704,000	704,000			
A918848	San Marcos	CA		10/31/2021	01/11/2022	590,000							590,000	590,000			
A970055	Portland	OR		10/31/2021	02/25/2022	297,450							297,450	297,450			
A830003	Coeur D'Alene	ID		10/31/2021	01/28/2022	373,000							373,000	373,000			
A918708	Thousand Oaks	CA		01/11/2022	02/28/2022	916,800							916,800	916,800			
A320878	Poinciana	FL		10/31/2021	12/27/2021	64,266							64,266	64,266			
A880782	Las Vegas	NV		10/31/2021	02/28/2022	336,000							336,000	336,000			
A270171	Mount Holly	NC		10/31/2021	02/25/2022	161,250							161,250	161,250			
A918803	Lakeside	CA		10/31/2021	01/13/2022	550,000							550,000	550,000			
A430608	Willard	OH		10/31/2021	01/11/2022	67,609							67,609	67,609			
A320598	Poinciana	FL		10/31/2021	01/14/2022	108,750							108,750	108,750			
A917790	West Hollywood	CA		10/31/2021	12/01/2021	940,500							940,500	940,500			
A210226	Richmond	VA		10/31/2021	01/31/2022	48,750							48,750	48,750			
A918928	Carlsbad	CA		10/31/2021	12/17/2021	560,000							560,000	560,000			
A150208	Blandon	PA		10/31/2021	12/17/2021	234,000							234,000	234,000			
A880810	Las Vegas	NV		10/31/2021	12/01/2021	320,000							320,000	320,000			
A880908	Las Vegas	NV		11/22/2021	12/01/2021	176,000							176,000	176,000			
A850288	Tucson	AZ		10/31/2021	01/28/2022	157,500							157,500	157,500			
A350168	Montgomery	AL		10/31/2021	12/29/2021	131,250							131,250	131,250			
A302754	East Point	GA		10/31/2021	12/20/2021	79,050							79,050	79,050			
A918325	Elk Grove	CA		10/31/2021	12/06/2021	513,000							513,000	513,000			
A918472	San Diego	CA		10/31/2021	01/03/2022	643,500							643,500	643,500			
A303031	Douglasville	GA		10/31/2021	12/21/2021	179,100							179,100	179,100			
A918603	Compton	CA		10/31/2021	02/28/2022	487,500							487,500	487,500			
A918489	Lancaster	CA		10/31/2021	12/23/2021	171,000							171,000	171,000			
A880697	Henderson	NV		10/31/2021	01/27/2022	234,180							234,180	234,180			
A630471	Grandview	MO		10/31/2021	12/23/2021	180,800							180,800	180,800			
A370201	Chattanooga	TN		10/31/2021	12/27/2021	104,500							104,500	104,500			
A430633	Willard	OH		10/31/2021	02/16/2022	298,276							298,276	298,276			

ANNUAL STATEMENT FOR THE YEAR 2022 OF THE AMERICAN EQUITY INVESTMENT LIFE INSURANCE COMPANY

SCHEDULE B - PART 3

Showing All Mortgage Loans DISPOSED, Transferred or Repaid During the Current Year

1	Location		4	5	6	7	Change in Book Value/Recorded Investment						14	15	16	17	18
	2	3					8	9	10	11	12	13					
Loan Number	City	State	Loan Type	Date Acquired	Disposal Date	Book Value/Recorded Investment Excluding Accrued Interest Prior Year	Unrealized Valuation Increase (Decrease)	Current Year's (Amortization) /Accretion	Current Year's Other-Than-Temporary Impairment Recognized	Capitalized Deferred Interest and Other	Total Change in Book Value (8+9-10+11)	Total Foreign Exchange Change in Book Value	Book Value/Recorded Investment Excluding Accrued Interest on Disposal	Consid-eration	Foreign Exchange Gain (Loss) on Disposal	Realized Gain (Loss) on Disposal	Total Gain (Loss) on Disposal
A460257	Elkhart	IN		10/31/2021	01/19/2022	80,651							80,651	80,651			
A918660	San Diego	CA		10/31/2021	01/25/2022	366,000							366,000	366,000			
A918467	San Diego	CA		10/31/2021	02/02/2022	531,000							531,000	531,000			
A915771	West Hollywood	CA		10/31/2021	02/02/2022	2,191,186							2,191,186	2,191,186			
A980159	Bellingham	WA		10/31/2021	12/22/2021	256,500							256,500	256,500			
A430570	Sedalia	OH		10/31/2021	01/31/2022	396,276							396,276	396,276			
A303186	Union City	GA		10/31/2021	02/03/2022	78,200							78,200	78,200			
A916112	Los Angeles	CA		10/31/2021	01/28/2022	340,000							340,000	340,000			
A980139	Seattle	WA		12/01/2021	01/07/2022	323,000							323,000	323,000			
A430538	Toledo	OH		10/31/2021	02/24/2022	51,955							51,955	51,955			
A600261	Quincy	IL		10/31/2021	01/10/2022	426,312							426,312	426,312			
A918484	San Diego	CA		10/31/2021	12/10/2021	470,000							470,000	470,000			
A880877	Las Vegas	NV		10/31/2021	12/13/2021	359,100							359,100	359,100			
A918587	Davis	CA		12/23/2021	02/16/2022	643,500							643,500	643,500			
A918439	Santa Clara	CA		10/31/2021	12/21/2021	951,500							951,500	951,500			
A919134	Oceanside	CA		02/01/2022	02/24/2022	704,000							704,000	704,000			
A750935	Copperas Cove	TX		10/31/2021	02/15/2022	106,500							106,500	106,500			
A321009	Jacksonville	FL		10/31/2021	02/24/2022	101,500							101,500	101,500			
A917459	Los Angeles	CA		10/31/2021	12/28/2021	2,032,000							2,032,000	2,032,000			
A270387	Charlotte	NC		10/31/2021	12/20/2021	256,000							256,000	256,000			
A270523	Greensboro	NC		12/13/2021	01/28/2022	184,500							184,500	184,500			
A303172	Atlanta	GA		10/31/2021	02/04/2022	73,500							73,500	73,500			
A301520	Johns Creek	GA		10/31/2021	02/23/2022	242,250							242,250	242,250			
A880876	Las Vegas	NV		10/31/2021	12/16/2021	315,000							315,000	315,000			
A170630	Newark	NJ		10/31/2021	12/07/2021	230,350							230,350	230,350			
A917572	Thousand Oaks	CA		01/01/2022	01/14/2022	1,433,824							1,433,824	1,433,824			
A917768	Los Alamitos	CA		10/31/2021	12/10/2021	1,125,000							1,125,000	1,125,000			
A980148	Everett	WA		10/31/2021	01/10/2022	294,000							294,000	294,000			
A918734	Pinole	CA		10/31/2021	12/30/2021	569,500							569,500	569,500			
A917928	Cupertino	CA		10/31/2021	01/28/2022	1,443,750							1,443,750	1,443,750			
A918359	La Mesa	CA		10/31/2021	01/26/2022	535,500							535,500	535,500			
A500030	Des Moines	IA		10/31/2021	12/06/2021	123,250							123,250	123,250			
A918597	Spring Valley	CA		10/31/2021	01/10/2022	520,000							520,000	520,000			
A918065	Rosamond	CA		10/31/2021	02/28/2022	232,500							232,500	232,500			
A918812	Sacramento	CA		10/31/2021	02/04/2022	215,850							215,850	215,850			
A830001	Meridian	ID		10/31/2021	12/30/2021	540,000							540,000	540,000			
A916781	Inglewood	CA		10/31/2021	12/14/2021	517,500							517,500	517,500			
A290089	Clinton	SC		11/22/2021	12/30/2021	100,500							100,500	100,500			
A430469	Boardman	OH		10/31/2021	12/29/2021	44,910							44,910	44,910			
A918906	Oceanside	CA		12/13/2021	02/14/2022	545,000							545,000	545,000			
A270270	High Point	NC		10/31/2021	01/10/2022	71,250							71,250	71,250			
A800060	Denver	CO		10/31/2021	12/22/2021	518,500							518,500	518,500			
A918687	Altadena	CA		10/31/2021	12/23/2021	634,500							634,500	634,500			
A916971	Los Angeles	CA		02/07/2022	02/25/2022	1,184,668							1,184,668	1,184,668			
A320371	Fort Lauderdale	FL		10/31/2021	01/25/2022	91,806							91,806	91,806			
A210217	Richmond	VA		10/31/2021	12/20/2021	529,875							529,875	529,875			
A350166	Montgomery	AL		10/31/2021	12/13/2021	135,000							135,000	135,000			
A918546	Porterville	CA		10/31/2021	12/07/2021	157,500							157,500	157,500			
A916684	Los Angeles	CA		02/03/2022	02/28/2022	2,853,140							2,853,140	2,853,140			
A830004	Coeur D'Alene	ID		10/31/2021	02/18/2022	346,500							346,500	346,500			
A480416	Inkster	MI		10/31/2021	12/28/2021	288,530							288,530	288,530			

ANNUAL STATEMENT FOR THE YEAR 2022 OF THE AMERICAN EQUITY INVESTMENT LIFE INSURANCE COMPANY

SCHEDULE B - PART 3

Showing All Mortgage Loans DISPOSED, Transferred or Repaid During the Current Year

1	Location		4	5	6	7	Change in Book Value/Recorded Investment						14	15	16	17	18
	2	3					8	9	10	11	12	13					
Loan Number	City	State	Loan Type	Date Acquired	Disposal Date	Book Value/Recorded Investment Excluding Accrued Interest Prior Year	Unrealized Valuation Increase (Decrease)	Current Year's (Amortization) /Accretion	Current Year's Other-Than-Temporary Impairment Recognized	Capitalized Deferred Interest and Other	Total Change in Book Value (8+9-10+11)	Total Foreign Exchange Change in Book Value	Book Value/Recorded Investment Excluding Accrued Interest on Disposal	Consid-eration	Foreign Exchange Gain (Loss) on Disposal	Realized Gain (Loss) on Disposal	Total Gain (Loss) on Disposal
A270440	Winston Salem	NC		11/22/2021	12/22/2021	240,000							240,000	240,000			
A918068	Sacramento	CA		12/02/2021	01/18/2022	742,500							742,500	742,500			
A917551	Rancho Murieta	CA		10/31/2021	01/19/2022	324,000							324,000	324,000			
A880668	Henderson	NV		10/31/2021	12/07/2021	652,500							652,500	652,500			
A303149	Kennesaw	GA		10/31/2021	12/08/2021	143,650							143,650	143,650			
A918797	San Diego	CA		10/31/2021	02/11/2022	465,862							465,862	465,862			
A170793	Phillipsburg	NJ		10/31/2021	12/30/2021	198,000							198,000	198,000			
A918955	Richmond	CA		11/22/2021	01/06/2022	606,286							606,286	606,286			
A430560	Akron	OH		10/31/2021	01/14/2022	116,250							116,250	116,250			
A320955	Jacksonville	FL		10/31/2021	02/16/2022	161,250							161,250	161,250			
A918830	San Diego	CA		12/16/2021	01/24/2022	898,400							898,400	898,400			
A918681	Lemoore	CA		10/31/2021	01/11/2022	130,500							130,500	130,500			
A918434	Lodi	CA		10/31/2021	01/24/2022	76,500							76,500	76,500			
A918566	Los Angeles	CA		10/31/2021	12/14/2021	364,500							364,500	364,500			
A302827	Jonesboro	GA		10/31/2021	02/01/2022	56,250							56,250	56,250			
A210166	Richmond	VA		10/31/2021	02/01/2022	153,750							153,750	153,750			
A270395	Charlotte	NC		10/31/2021	02/25/2022	320,000							320,000	320,000			
A880464	Las Vegas	NV		12/14/2021	02/11/2022	852,761							852,761	852,761			
A916247	West Hollywood	CA		10/31/2021	12/01/2021	4,329,475							4,329,475	4,329,475			
A320851	Sarasota	FL		10/31/2021	02/16/2022	305,150							305,150	305,150			
A430556	Columbus	OH		10/31/2021	12/16/2021	204,616							204,616	204,616			
A170766	Phillipsburg Town	NJ		10/31/2021	12/16/2021	166,500							166,500	166,500			
A918371	Los Angeles	CA		12/08/2021	01/10/2022	550,000							550,000	550,000			
A320963	Jacksonville	FL		10/31/2021	02/16/2022	86,250							86,250	86,250			
A880902	Las Vegas	NV		11/22/2021	02/14/2022	156,150							156,150	156,150			
A321026	Clearwater	FL		01/07/2022	01/28/2022	337,500							337,500	337,500			
A917935	San Diego	CA		10/31/2021	01/03/2022	1,953,609							1,953,609	1,953,609			
A150216	Allentown	PA		10/31/2021	12/03/2021	260,000							260,000	260,000			
A918782	Hawthorne	CA		10/31/2021	01/05/2022	653,850							653,850	653,850			
A916415	Oxnard	CA		01/12/2022	02/07/2022	1,633,275							1,633,275	1,633,275			
A170764	Middlesex	NJ		10/31/2021	01/21/2022	270,000							270,000	270,000			
A320924	Poinciana	FL		10/31/2021	12/27/2021	251,166							251,166	251,166			
A321022	Largo	FL		12/21/2021	02/10/2022	787,500							787,500	787,500			
A210155	Richmond	VA		10/31/2021	01/05/2022	262,500							262,500	262,500			
A170746	Middlesex	NJ		10/31/2021	02/10/2022	283,500							283,500	283,500			
A917889	Thousand Oaks	CA		10/31/2021	02/22/2022	598,500							598,500	598,500			
A980144	Yacolt	WA		10/31/2021	01/20/2022	204,300							204,300	204,300			
A916478	Venice	CA		01/24/2022	02/28/2022	3,170,000							3,170,000	3,170,000			
A170768	Fords	NJ		10/31/2021	12/30/2021	229,500							229,500	229,500			
A370222	Andersonville	TN		11/22/2021	12/31/2021	65,700							65,700	65,700			
A430567	Columbus	OH		10/31/2021	02/23/2022	153,920							153,920	153,920			
A303047	Rockmart	GA		10/31/2021	12/08/2021	48,250							48,250	48,250			
A917985	Los Angeles	CA		10/31/2021	01/06/2022	1,350,000							1,350,000	1,350,000			
A270392	Charlotte	NC		10/31/2021	12/13/2021	207,000							207,000	207,000			
A370199	Memphis	TN		10/31/2021	01/10/2022	150,000							150,000	150,000			
A918637	Rio Linda	CA		10/31/2021	12/08/2021	288,000							288,000	288,000			
A303179	Douglasville	GA		11/22/2021	01/03/2022	108,800							108,800	108,800			
A880892	North Las Vegas	NV		10/31/2021	12/03/2021	248,000							248,000	248,000			
A918344	San Diego	CA		10/31/2021	12/07/2021	990,350							990,350	990,350			
A918300	San Leandro	CA		10/31/2021	12/21/2021	645,000							645,000	645,000			
A917789	Oakland	CA		10/31/2021	12/01/2021	1,021,500							1,021,500	1,021,500			

ANNUAL STATEMENT FOR THE YEAR 2022 OF THE AMERICAN EQUITY INVESTMENT LIFE INSURANCE COMPANY

SCHEDULE B - PART 3

Showing All Mortgage Loans DISPOSED, Transferred or Repaid During the Current Year

1	Location		4	5	6	7	Change in Book Value/Recorded Investment						14	15	16	17	18
	2	3					8	9	10	11	12	13					
Loan Number	City	State	Loan Type	Date Acquired	Disposal Date	Book Value/Recorded Investment Excluding Accrued Interest Prior Year	Unrealized Valuation Increase (Decrease)	Current Year's (Amortization) /Accretion	Current Year's Other-Than-Temporary Impairment Recognized	Capitalized Deferred Interest and Other	Total Change in Book Value (8+9-10+11)	Total Foreign Exchange Change in Book Value	Book Value/Recorded Investment Excluding Accrued Interest on Disposal	Consid-eration	Foreign Exchange Gain (Loss) on Disposal	Realized Gain (Loss) on Disposal	Total Gain (Loss) on Disposal
A916150	Bell Gardens	CA		10/31/2021	01/03/2022	870,777							870,777	870,777			
A918100	San Carlos	CA		10/31/2021	12/01/2021	1,275,000							1,275,000	1,275,000			
A880813	Las Vegas	NV		10/31/2021	01/07/2022	324,000							324,000	324,000			
A270390	Charlotte	NC		10/31/2021	02/22/2022	216,000							216,000	216,000			
A160046	Bridgeport	CT		10/31/2021	02/18/2022	210,000							210,000	210,000			
A918041	Los Angeles	CA		10/31/2021	12/10/2021	1,275,000							1,275,000	1,275,000			
A320847	Fernandina Beach	FL		10/31/2021	02/28/2022	175,000							175,000	175,000			
A918623	Van Nuys	CA		12/08/2021	01/07/2022	765,000							765,000	765,000			
A303027	Riverdale	GA		10/31/2021	01/18/2022	123,750							123,750	123,750			
A880898	North Las Vegas	NV		10/31/2021	01/24/2022	292,500							292,500	292,500			
A918606	San Diego	CA		01/28/2022	02/28/2022	960,000							960,000	960,000			
A302631	Griffin	GA		10/31/2021	02/28/2022	30,850							30,850	30,850			
A918889	San Diego	CA		01/03/2022	01/31/2022	568,000							568,000	568,000			
A190023	New Castle	DE		10/31/2021	02/23/2022	97,700							97,700	97,700			
A210173	Richmond	VA		10/31/2021	01/05/2022	73,000							73,000	73,000			
A918827	Vista	CA		12/08/2021	01/11/2022	520,000							520,000	520,000			
A303170	Forest Park	GA		10/31/2021	02/16/2022	77,000							77,000	77,000			
A916872	La Mesa	CA		10/31/2021	12/01/2021	387,000							387,000	387,000			
A270439	Winston Salem	NC		11/22/2021	12/23/2021	224,000							224,000	224,000			
A916477	Los Angeles	CA		10/31/2021	01/31/2022	414,000							414,000	414,000			
A980128	Seattle	WA		10/31/2021	12/28/2021	880,600							880,600	880,600			
A917499	Encinitas	CA		10/31/2021	01/12/2022	1,650,000							1,650,000	1,650,000			
A150214	Reading	PA		10/31/2021	01/14/2022	164,025							164,025	164,025			
A270314	Jacksonville	NC		10/31/2021	12/02/2021	167,265							167,265	167,265			
A190024	Wilmington	DE		10/31/2021	02/15/2022	173,500							173,500	173,500			
A210203	Richmond	VA		10/31/2021	01/26/2022	74,250							74,250	74,250			
A918779	San Diego	CA		10/31/2021	12/17/2021	469,250							469,250	469,250			
A320904	Sorrento	FL		10/31/2021	02/03/2022	399,500							399,500	399,500			
A600405	Oak Park	IL		10/31/2021	01/21/2022	264,000							264,000	264,000			
A918763	San Diego	CA		10/31/2021	01/07/2022	392,000							392,000	392,000			
A917994	Los Angeles	CA		10/31/2021	12/29/2021	425,000							425,000	425,000			
A460256	New Haven	IN		10/31/2021	02/28/2022	94,500							94,500	94,500			
A918877	La Mesa	CA		12/20/2021	01/31/2022	712,000							712,000	712,000			
A270431	Rural Hall	NC		11/22/2021	12/10/2021	252,000							252,000	252,000			
A918643	San Marcos	CA		10/31/2021	01/24/2022	651,681							651,681	651,681			
A918638	Oakland	CA		10/31/2021	01/28/2022	450,000							450,000	450,000			
A918752	San Diego	CA		10/31/2021	02/10/2022	500,000							500,000	500,000			
A303095	Atlanta	GA		10/31/2021	02/22/2022	171,300							171,300	171,300			
A303129	Chickamauga	GA		10/31/2021	02/08/2022	112,300							112,300	112,300			
A918831	San Diego	CA		10/31/2021	01/19/2022	603,000							603,000	603,000			
A350171	Montgomery	AL		10/31/2021	12/13/2021	93,750							93,750	93,750			
A918741	San Diego	CA		10/31/2021	12/21/2021	490,000							490,000	490,000			
A320916	Valrico	FL		10/31/2021	12/17/2021	387,300							387,300	387,300			
A303153	Atlanta	GA		10/31/2021	02/04/2022	62,900							62,900	62,900			
A918131	Menlo Park	CA		01/01/2022	01/01/2022	1,969,116							1,969,116	1,969,116			
A918504	North Highlands	CA		10/31/2021	01/26/2022	318,750							318,750	318,750			
A918127	Downey	CA		10/31/2021	12/01/2021	543,750							543,750	543,750			
A880724	Henderson	NV		10/31/2021	12/22/2021	225,000							225,000	225,000			
A918311	San Diego	CA		10/31/2021	12/21/2021	1,005,500							1,005,500	1,005,500			
A916751	Walnut Creek	CA		01/01/2022	01/21/2022	956,401							956,401	956,401			
A370210	Athens	TN		10/31/2021	01/11/2022	64,350							64,350	64,350			

ANNUAL STATEMENT FOR THE YEAR 2022 OF THE AMERICAN EQUITY INVESTMENT LIFE INSURANCE COMPANY

SCHEDULE B - PART 3

Showing All Mortgage Loans DISPOSED, Transferred or Repaid During the Current Year

1	Location		4	5	6	7	Change in Book Value/Recorded Investment						14	15	16	17	18
	2	3					8	9	10	11	12	13					
Loan Number	City	State	Loan Type	Date Acquired	Disposal Date	Book Value/Recorded Investment Excluding Accrued Interest Prior Year	Unrealized Valuation Increase (Decrease)	Current Year's (Amortization) /Accretion	Current Year's Other-Than-Temporary Impairment Recognized	Capitalized Deferred Interest and Other	Total Change in Book Value (8+9-10+11)	Total Foreign Exchange Change in Book Value	Book Value/Recorded Investment Excluding Accrued Interest on Disposal	Consid-eration	Foreign Exchange Gain (Loss) on Disposal	Realized Gain (Loss) on Disposal	Total Gain (Loss) on Disposal
A750909	Houston	TX		10/31/2021	12/27/2021	140,850							140,850	140,850			
A430517	Shaker Heights	OH		10/31/2021	12/27/2021	111,350							111,350	111,350			
A918657	San Marcos	CA		10/31/2021	12/23/2021	640,000							640,000	640,000			
A918866	San Diego	CA		10/31/2021	01/18/2022	660,000							660,000	660,000			
A630371	Saint Louis	MO		10/31/2021	02/08/2022	64,800							64,800	64,800			
A850278	Sierra Vista	AZ		10/31/2021	01/11/2022	57,500							57,500	57,500			
A430576	Brooklyn	OH		10/31/2021	12/22/2021	116,250							116,250	116,250			
A918691	San Diego	CA		12/16/2021	02/23/2022	990,303							990,303	990,303			
A210207	Richmond	VA		10/31/2021	01/26/2022	144,600							144,600	144,600			
A730067	Oklahoma City	OK		10/31/2021	01/11/2022	82,500							82,500	82,500			
A918540	Moorpark	CA		10/31/2021	02/08/2022	206,953							206,953	206,953			
A918594	San Bernardino	CA		10/31/2021	12/30/2021	225,000							225,000	225,000			
A915872	Sacramento	CA		10/31/2021	01/13/2022	252,000							252,000	252,000			
A600369	Oak Forest	IL		10/31/2021	12/08/2021	140,000							140,000	140,000			
A918931	San Diego	CA		10/31/2021	01/18/2022	600,000							600,000	600,000			
A918571	Lake Arrowhead	CA		10/31/2021	12/27/2021	325,350							325,350	325,350			
A210147	Richmond	VA		10/31/2021	02/01/2022	93,750							93,750	93,750			
A270544	Charlotte	NC		12/23/2021	01/28/2022	248,000							248,000	248,000			
A918673	Yorba Linda	CA		10/31/2021	12/27/2021	630,000							630,000	630,000			
A880897	Las Vegas	NV		10/31/2021	02/08/2022	244,350							244,350	244,350			
A980132	Seattle	WA		10/31/2021	12/14/2021	595,000							595,000	595,000			
A917948	Lakeside	CA		10/31/2021	01/04/2022	454,500							454,500	454,500			
A320831	Brandon	FL		10/31/2021	12/09/2021	226,800							226,800	226,800			
A880772	Las Vegas	NV		10/31/2021	12/13/2021	183,400							183,400	183,400			
A660080	Overland Park	KS		10/31/2021	02/14/2022	244,000							244,000	244,000			
A303109	Dallas	GA		10/31/2021	02/28/2022	165,750							165,750	165,750			
A270556	Winston Salem	NC		12/22/2021	02/16/2022	188,000							188,000	188,000			
A917101	Los Angeles	CA		10/31/2021	12/03/2021	1,021,500							1,021,500	1,021,500			
A9179920	Los Angeles	CA		10/31/2021	12/13/2021	125,000							125,000	125,000			
A918781	Fullerton	CA		11/22/2021	12/01/2021	661,500							661,500	661,500			
A915714	Running Springs	CA		10/31/2021	02/16/2022	76,500							76,500	76,500			
A302768	Fairburn	GA		10/31/2021	01/27/2022	52,700							52,700	52,700			
A303144	Douglasville	GA		10/31/2021	01/24/2022	134,750							134,750	134,750			
A210212	Richmond	VA		10/31/2021	01/26/2022	149,590							149,590	149,590			
A918048	San Carlos	CA		10/31/2021	01/31/2022	1,387,500							1,387,500	1,387,500			
A460255	Fort Wayne	IN		10/31/2021	02/10/2022	90,118							90,118	90,118			
A850322	Tucson	AZ		10/31/2021	01/20/2022	125,000							125,000	125,000			
A980142	Seattle	WA		10/31/2021	12/23/2021	720,000							720,000	720,000			
A850328	Tucson	AZ		12/08/2021	01/06/2022	138,750							138,750	138,750			
A270446	Rural Hall	NC		11/22/2021	12/30/2021	256,000							256,000	256,000			
A917641	Los Angeles	CA		10/31/2021	01/28/2022	664,000							664,000	664,000			
A919008	Indio	CA		12/17/2021	02/03/2022	502,500							502,500	502,500			
A290084	Honea Path	SC		10/31/2021	12/29/2021	136,100							136,100	136,100			
A918479	North Highlands	CA		10/31/2021	12/29/2021	318,750							318,750	318,750			
A917825	Los Angeles	CA		10/31/2021	12/09/2021	1,200,000							1,200,000	1,200,000			
A917056	Los Angeles	CA		10/31/2021	12/07/2021	488,000							488,000	488,000			
A430521	Cleveland Heights	OH		10/31/2021	12/27/2021	168,215							168,215	168,215			
A370141	Memphis	TN		10/31/2021	01/10/2022	258,750							258,750	258,750			
A630434	Raymore	MO		10/31/2021	12/17/2021	180,000							180,000	180,000			
A880787	Las Vegas	NV		10/31/2021	12/03/2021	256,000							256,000	256,000			
A800053	Denver	CO		10/31/2021	01/10/2022	552,500							552,500	552,500			

ANNUAL STATEMENT FOR THE YEAR 2022 OF THE AMERICAN EQUITY INVESTMENT LIFE INSURANCE COMPANY

SCHEDULE B - PART 3

Showing All Mortgage Loans DISPOSED, Transferred or Repaid During the Current Year

1	Location		4	5	6	7	Change in Book Value/Recorded Investment						14	15	16	17	18
	2	3					8	9	10	11	12	13					
Loan Number	City	State	Loan Type	Date Acquired	Disposal Date	Book Value/Recorded Investment Excluding Accrued Interest Prior Year	Unrealized Valuation Increase (Decrease)	Current Year's (Amortization) /Accretion	Current Year's Other-Than-Temporary Impairment Recognized	Capitalized Deferred Interest and Other	Total Change in Book Value (8+9-10+11)	Total Foreign Exchange Change in Book Value	Book Value/Recorded Investment Excluding Accrued Interest on Disposal	Consid-eration	Foreign Exchange Gain (Loss) on Disposal	Realized Gain (Loss) on Disposal	Total Gain (Loss) on Disposal
A350180	Montgomery	AL		10/31/2021	01/11/2022	114,463							114,463	114,463			
A303029	Covington	GA		10/31/2021	12/30/2021	111,800							111,800	111,800			
A880796	North Las Vegas	NV		10/31/2021	12/03/2021	266,797							266,797	266,797			
A730068	Oklahoma City	OK		10/31/2021	01/11/2022	78,750							78,750	78,750			
A460258	Fort Wayne	IN		10/31/2021	02/14/2022	165,600							165,600	165,600			
A270531	Charlotte	NC		12/20/2021	02/23/2022	283,500							283,500	283,500			
A303114	Monticello	GA		10/31/2021	02/18/2022	106,700							106,700	106,700			
A918552	San Diego	CA		10/31/2021	01/06/2022	900,856							900,856	900,856			
A918480	Lakeside	CA		10/31/2021	12/14/2021	741,445							741,445	741,445			
A320812	Beverly Hills	FL		10/31/2021	02/08/2022	36,250							36,250	36,250			
A918659	San Diego	CA		10/31/2021	01/18/2022	328,000							328,000	328,000			
A302823	Atlanta	GA		10/31/2021	02/01/2022	229,500							229,500	229,500			
A918130	Los Angeles	CA		10/31/2021	01/05/2022	1,375,800							1,375,800	1,375,800			
A350178	Montgomery	AL		10/31/2021	12/27/2021	127,500							127,500	127,500			
A320966	Jacksonville	FL		10/31/2021	02/16/2022	85,500							85,500	85,500			
A830008	Boise	ID		10/31/2021	12/30/2021	292,500							292,500	292,500			
A918713	San Diego	CA		10/31/2021	02/22/2022	583,200							583,200	583,200			
A350165	Montgomery	AL		10/31/2021	12/31/2021	142,500							142,500	142,500			
A918195	Fair Oaks	CA		10/31/2021	12/13/2021	290,250							290,250	290,250			
A9179510	Los Angeles	CA		01/01/2022	01/13/2022	605,679							605,679	605,679			
A660084	Overland Park	KS		10/31/2021	12/21/2021	139,500							139,500	139,500			
A303068	Stockbridge	GA		10/31/2021	01/10/2022	188,150							188,150	188,150			
A918297	Lakeside	CA		10/31/2021	12/13/2021	513,000							513,000	513,000			
A320995	Hialeah	FL		10/31/2021	12/07/2021	243,000							243,000	243,000			
A918751	San Marcos	CA		12/29/2021	02/23/2022	1,050,000							1,050,000	1,050,000			
A917067	Winnetka	CA		10/31/2021	12/15/2021	731,250							731,250	731,250			
A303122	McDonough	GA		10/31/2021	02/25/2022	225,000							225,000	225,000			
A918975	Cathedral City	CA		11/22/2021	12/15/2021	330,300							330,300	330,300			
A370247	Cleveland	TN		12/16/2021	02/24/2022	167,275							167,275	167,275			
A918373	San Bernardino	CA		10/31/2021	01/18/2022	234,000							234,000	234,000			
A303106	Jenkinsburg	GA		10/31/2021	12/29/2021	100,750							100,750	100,750			
A303165	Carrollton	GA		10/31/2021	02/22/2022	168,300							168,300	168,300			
A320734	Miami	FL		10/31/2021	02/16/2022	560,000							560,000	560,000			
A918856	Sacramento	CA		10/31/2021	12/28/2021	284,400							284,400	284,400			
A270383	Charlotte	NC		10/31/2021	02/25/2022	252,000							252,000	252,000			
A270524	Rural Hall	NC		12/20/2021	02/04/2022	192,000							192,000	192,000			
A918112	San Jose	CA		10/31/2021	12/06/2021	1,162,500							1,162,500	1,162,500			
A916244	West Hollywood	CA		10/31/2021	12/01/2021	4,654,099							4,654,099	4,654,099			
A270321	Burlington	NC		10/31/2021	01/10/2022	92,659							92,659	92,659			
A918765	Garden Grove	CA		10/31/2021	12/13/2021	652,500							652,500	652,500			
A919258	Pomona	CA		12/27/2021	02/22/2022	446,400							446,400	446,400			
A290078	Greenville	SC		10/31/2021	12/02/2021	132,000							132,000	132,000			
A918861	Escondido	CA		11/22/2021	01/13/2022	420,000							420,000	420,000			
A321037	Sunrise	FL		11/22/2021	12/21/2021	184,500							184,500	184,500			
A460222	Granger	IN		10/31/2021	02/02/2022	180,000							180,000	180,000			
A918318	San Bernardino	CA		10/31/2021	12/06/2021	252,000							252,000	252,000			
A918295	Rancho Cordova	CA		10/31/2021	02/08/2022	375,429							375,429	375,429			
A916606	Los Angeles	CA		12/15/2021	01/04/2022	752,320							752,320	752,320			
A880885	Las Vegas	NV		11/22/2021	02/16/2022	241,965							241,965	241,965			
A917386	Reseda	CA		10/31/2021	01/05/2022	768,750							768,750	768,750			
A980135	Seattle	WA		10/31/2021	02/07/2022	543,150							543,150	543,150			

ANNUAL STATEMENT FOR THE YEAR 2022 OF THE AMERICAN EQUITY INVESTMENT LIFE INSURANCE COMPANY

SCHEDULE B - PART 3

Showing All Mortgage Loans DISPOSED, Transferred or Repaid During the Current Year

1	Location		4	5	6	7	Change in Book Value/Recorded Investment						14	15	16	17	18
	2	3					8	9	10	11	12	13					
Loan Number	City	State	Loan Type	Date Acquired	Disposal Date	Book Value/Recorded Investment Excluding Accrued Interest Prior Year	Unrealized Valuation Increase (Decrease)	Current Year's (Amortization) /Accretion	Current Year's Other Than-Temporary Impairment Recognized	Capitalized Deferred Interest and Other	Total Change in Book Value (8+9-10+11)	Total Foreign Exchange Change in Book Value	Book Value/Recorded Investment Excluding Accrued Interest on Disposal	Consid-eration	Foreign Exchange Gain (Loss) on Disposal	Realized Gain (Loss) on Disposal	Total Gain (Loss) on Disposal
A980083	Seattle	WA		02/11/2022	02/16/2022	868,803							868,803	868,803			
A918319	Vallejo	CA		10/31/2021	03/22/2022	697,500							697,500	697,500			
A919387	Los Angeles	CA		02/25/2022	03/30/2022	657,019							657,019	657,019			
A350173	Eastaboga	AL		10/31/2021	03/01/2022	108,483							108,483	108,483			
A170821	North Wildwood	NJ		03/15/2022	05/23/2022	100,000							100,000	100,000			
A321057	Lakeland	FL		11/22/2021	05/03/2022	94,500							94,500	94,500			
A918772	Buena Park	CA		10/31/2021	04/19/2022	551,250							551,250	551,250			
A920109	Chula Vista	CA		04/28/2022	05/20/2022	610,000							610,000	610,000			
A150197	Norristown	PA		10/31/2021	04/08/2022	109,719							109,719	109,719			
A916660	Los Angeles	CA		10/31/2021	03/09/2022	1,150,675							1,150,675	1,150,675			
A150191	Jenkintown	PA		03/24/2022	04/25/2022	796,500							796,500	796,500			
A630420	Kansas City	MO		10/31/2021	04/06/2022	81,000							81,000	81,000			
A918407	Fresno	CA		10/31/2021	04/05/2022	209,700							209,700	209,700			
A320907	Palmetto	FL		10/31/2021	03/31/2022	364,991							364,991	364,991			
A660093	Overland Park	KS		10/31/2021	03/17/2022	206,380							206,380	206,380			
A919164	Lake Elsinore	CA		12/23/2021	03/25/2022	256,500							256,500	256,500			
A850284	Tucson	AZ		10/31/2021	04/07/2022	139,500							139,500	139,500			
A850377	Scottsdale	AZ		11/22/2021	04/15/2022	559,800							559,800	559,800			
A630495	Kansas City	MO		10/31/2021	04/12/2022	114,300							114,300	114,300			
A916265	West Hollywood	CA		10/31/2021	03/01/2022	3,835,532							3,835,532	3,835,532			
A303101	Jenkinsburg	GA		10/31/2021	04/13/2022	116,050							116,050	116,050			
A850421	Phoenix	AZ		04/01/2022	05/01/2022	637,956							637,956	637,956			
A919185	Sacramento	CA		12/20/2021	03/07/2022	290,500							290,500	290,500			
A321019	Jacksonville	FL		10/31/2021	05/09/2022	72,000							72,000	72,000			
A460244	Indianapolis	IN		10/31/2021	04/19/2022	311,000							311,000	311,000			
A918101	Los Angeles	CA		10/31/2021	03/17/2022	787,500							787,500	787,500			
A919229	Oceanside	CA		12/23/2021	03/22/2022	580,000							580,000	580,000			
A480405	Ferndale	MI		10/31/2021	05/27/2022	238,000							238,000	238,000			
A980173	Seattle	WA		03/16/2022	04/14/2022	1,161,200							1,161,200	1,161,200			
A916231	Encino	CA		10/31/2021	04/13/2022	5,318,459							5,318,459	5,318,459			
A750918	Conroe	TX		10/31/2021	04/29/2022	176,040							176,040	176,040			
A270252	Winston Salem	NC		10/31/2021	03/29/2022	75,468							75,468	75,468			
A303220	Stockbridge	GA		12/16/2021	03/10/2022	120,700							120,700	120,700			
A321043	Jacksonville	FL		10/31/2021	05/09/2022	58,500							58,500	58,500			
A918757	Los Angeles	CA		03/29/2022	05/17/2022	1,271,350							1,271,350	1,271,350			
A370243	South Pittsburg	TN		12/17/2021	03/14/2022	43,967							43,967	43,967			
A918105	Laguna Niguel	CA		10/31/2021	04/07/2022	1,050,000							1,050,000	1,050,000			
A800063	Pueblo	CO		10/31/2021	03/29/2022	148,580							148,580	148,580			
A430599	Beachwood	OH		10/31/2021	04/11/2022	391,156							391,156	391,156			
A270512	Greensboro	NC		12/23/2021	03/04/2022	232,000							232,000	232,000			
A919315	Imperial Beach	CA		12/28/2021	03/10/2022	268,000							268,000	268,000			
A918764	Concord	CA		10/31/2021	03/24/2022	917,000							917,000	917,000			
A270629	Greensboro	NC		02/04/2022	03/28/2022	184,000							184,000	184,000			
A917227	Garden Grove	CA		10/31/2021	04/12/2022	693,000							693,000	693,000			
A919246	Chula Vista	CA		12/27/2021	03/28/2022	868,500							868,500	868,500			
A918851	Compton	CA		10/31/2021	03/02/2022	409,500							409,500	409,500			
A170778	Parlin	NJ		10/31/2021	03/07/2022	220,500							220,500	220,500			
A150188	Pittsburgh	PA		10/31/2021	03/10/2022	236,250							236,250	236,250			
A170790	Wall	NJ		03/16/2022	04/15/2022	308,750							308,750	308,750			
A270454	Conover	NC		03/21/2022	04/22/2022	160,580							160,580	160,580			
A430597	Euclid	OH		10/31/2021	05/13/2022	166,386							166,386	166,386			

ANNUAL STATEMENT FOR THE YEAR 2022 OF THE AMERICAN EQUITY INVESTMENT LIFE INSURANCE COMPANY

SCHEDULE B - PART 3

Showing All Mortgage Loans DISPOSED, Transferred or Repaid During the Current Year

1	Location		4	5	6	7	Change in Book Value/Recorded Investment						14	15	16	17	18
	2	3					8	9	10	11	12	13					
Loan Number	City	State	Loan Type	Date Acquired	Disposal Date	Book Value/Recorded Investment Excluding Accrued Interest Prior Year	Unrealized Valuation Increase (Decrease)	Current Year's (Amortization) /Accretion	Current Year's Other-Than-Temporary Impairment Recognized	Capitalized Deferred Interest and Other	Total Change in Book Value (8+9-10+11)	Total Foreign Exchange Change in Book Value	Book Value/Recorded Investment Excluding Accrued Interest on Disposal	Consid-eration	Foreign Exchange Gain (Loss) on Disposal	Realized Gain (Loss) on Disposal	Total Gain (Loss) on Disposal
A630444	Independence	MO		10/31/2021	04/06/2022	62,845							62,845	62,845			
A303054	Carrollton	GA		10/31/2021	03/24/2022	157,500							157,500	157,500			
A918768	Modesto	CA		10/31/2021	03/01/2022	187,000							187,000	187,000			
A919266	Westlake Village	CA		12/21/2021	04/06/2022	386,250							386,250	386,250			
A321034	Jacksonville	FL		10/31/2021	05/09/2022	76,500							76,500	76,500			
A880953	Las Vegas	NV		12/23/2021	05/12/2022	285,750							285,750	285,750			
A917769	Los Angeles	CA		10/31/2021	03/14/2022	1,687,500							1,687,500	1,687,500			
A430660	Cleveland	OH		12/16/2021	04/11/2022	88,828							88,828	88,828			
A919343	San Diego	CA		01/07/2022	04/13/2022	938,000							938,000	938,000			
A850326	Tucson	AZ		10/31/2021	03/22/2022	326,250							326,250	326,250			
A850338	Dewey-Humboldt	AZ		10/31/2021	04/20/2022	173,917							173,917	173,917			
A919076	Los Angeles	CA		05/01/2022	05/04/2022	1,355,214							1,355,214	1,355,214			
A370162	Memphis	TN		10/31/2021	03/29/2022	54,200							54,200	54,200			
A303178	Conyers	GA		10/31/2021	03/23/2022	139,400							139,400	139,400			
A916056	Los Angeles	CA		10/31/2021	03/29/2022	692,000							692,000	692,000			
A270371	Burlington	NC		10/31/2021	05/02/2022	89,600							89,600	89,600			
A430531	Lakewood	OH		10/31/2021	04/13/2022	84,150							84,150	84,150			
A190020	Wilmington	DE		10/31/2021	03/28/2022	99,500							99,500	99,500			
A321011	Safety Harbor	FL		10/31/2021	04/14/2022	197,910							197,910	197,910			
A918941	Cerritos	CA		11/22/2021	04/28/2022	868,499							868,499	868,499			
A919447	Vallejo	CA		01/27/2022	03/22/2022	319,500							319,500	319,500			
A918811	La Mesa	CA		10/31/2021	03/17/2022	341,100							341,100	341,100			
A370173	Decatur	TN		10/31/2021	03/30/2022	254,800							254,800	254,800			
A150196	Trappe	PA		10/31/2021	05/05/2022	159,300							159,300	159,300			
A919648	Oceanside	CA		02/23/2022	05/06/2022	602,000							602,000	602,000			
A270346	High Point	NC		10/31/2021	03/29/2022	60,000							60,000	60,000			
A918478	American Canyon	CA		10/31/2021	03/23/2022	346,500							346,500	346,500			
A918002	San Bernardino	CA		10/31/2021	04/13/2022	243,750							243,750	243,750			
A919241	San Diego	CA		04/19/2022	05/17/2022	1,040,000							1,040,000	1,040,000			
A880590	Las Vegas	NV		10/31/2021	03/09/2022	637,500							637,500	637,500			
A917959	Danville	CA		10/31/2021	03/22/2022	745,000							745,000	745,000			
A919373	Jackson	CA		01/10/2022	03/02/2022	211,500							211,500	211,500			
A303176	Dacula	GA		10/31/2021	03/24/2022	174,250							174,250	174,250			
A919231	San Diego	CA		12/21/2021	03/10/2022	790,000							790,000	790,000			
A270374	Stokesdale	NC		11/22/2021	05/02/2022	132,000							132,000	132,000			
A630465	Independence	MO		10/31/2021	04/06/2022	77,200							77,200	77,200			
A750923	Houston	TX		10/31/2021	04/29/2022	195,000							195,000	195,000			
A918693	Sacramento	CA		10/31/2021	03/22/2022	465,000							465,000	465,000			
A210284	Locus1 Grove	VA		03/03/2022	03/25/2022	272,306							272,306	272,306			
A919565	Wildomar	CA		03/25/2022	05/11/2022	445,724							445,724	445,724			
A320987	Belleair	FL		10/31/2021	03/18/2022	329,000							329,000	329,000			
A150206	Darby	PA		10/31/2021	03/10/2022	135,000							135,000	135,000			
A918360	Oakland	CA		10/31/2021	03/22/2022	405,000							405,000	405,000			
A917842	Oakland	CA		10/31/2021	03/29/2022	693,000							693,000	693,000			
A270212	Greensboro	NC		10/31/2021	05/02/2022	63,500							63,500	63,500			
A430596	Akron	OH		10/31/2021	05/13/2022	21,894							21,894	21,894			
A270801	Concord	NC		02/25/2022	04/11/2022	276,000							276,000	276,000			
A350201	Montgomery	AL		10/31/2021	04/14/2022	132,749							132,749	132,749			
A980130	Seattle	WA		10/31/2021	03/10/2022	446,250							446,250	446,250			
A919132	Alameda	CA		03/03/2022	05/03/2022	900,000							900,000	900,000			
A918424	Vista	CA		10/31/2021	03/22/2022	732,100							732,100	732,100			

ANNUAL STATEMENT FOR THE YEAR 2022 OF THE AMERICAN EQUITY INVESTMENT LIFE INSURANCE COMPANY

SCHEDULE B - PART 3

Showing All Mortgage Loans DISPOSED, Transferred or Repaid During the Current Year

1	Location		4	5	6	7	Change in Book Value/Recorded Investment						14	15	16	17	18
	2	3					8	9	10	11	12	13					
Loan Number	City	State	Loan Type	Date Acquired	Disposal Date	Book Value/Recorded Investment Excluding Accrued Interest Prior Year	Unrealized Valuation Increase (Decrease)	Current Year's (Amortization) /Accretion	Current Year's Other-Than-Temporary Impairment Recognized	Capitalized Deferred Interest and Other	Total Change in Book Value (8+9-10+11)	Total Foreign Exchange Change in Book Value	Book Value/Recorded Investment Excluding Accrued Interest on Disposal	Consid-eration	Foreign Exchange Gain (Loss) on Disposal	Realized Gain (Loss) on Disposal	Total Gain (Loss) on Disposal
A919123	Pomona	CA		12/14/2021	03/17/2022	405,000							405,000	405,000			
A350204	Montgomery	AL		04/28/2022	05/27/2022	139,999							139,999	139,999			
A917834	Sonoma	CA		10/31/2021	03/11/2022	423,000							423,000	423,000			
A630487	Raymore	MO		10/31/2021	05/11/2022	158,800							158,800	158,800			
A919490	Coronado	CA		03/28/2022	04/13/2022	1,746,000							1,746,000	1,746,000			
A917966	Garden Grove	CA		03/25/2022	04/25/2022	841,500							841,500	841,500			
A919865	Vista	CA		03/23/2022	04/28/2022	575,000							575,000	575,000			
A270698	Charlotte	NC		02/07/2022	05/13/2022	320,000							320,000	320,000			
A915149	North Hollywood	CA		03/02/2022	04/27/2022	1,204,506							1,204,506	1,204,506			
A270540	Richlands	NC		12/14/2021	03/17/2022	144,000							144,000	144,000			
A916053	Altadena	CA		10/31/2021	04/07/2022	733,500							733,500	733,500			
A430627	Shaker Heights	OH		10/31/2021	04/27/2022	172,200							172,200	172,200			
A917611	Sacramento	CA		10/31/2021	03/07/2022	578,512							578,512	578,512			
A918938	San Diego	CA		11/22/2021	03/09/2022	428,850							428,850	428,850			
A918905	Fresno	CA		11/22/2021	03/31/2022	241,400							241,400	241,400			
A919337	Raymond	CA		01/18/2022	03/03/2022	119,700							119,700	119,700			
A980068	Seattle	WA		03/01/2022	04/28/2022	647,344							647,344	647,344			
A321274	Oak Hill	FL		04/25/2022	05/18/2022	457,500							457,500	457,500			
A430573	South Euclid	OH		10/31/2021	03/10/2022	195,000							195,000	195,000			
A321024	Middleburg	FL		10/31/2021	03/03/2022	318,750							318,750	318,750			
A920158	Chula Vista	CA		04/29/2022	05/31/2022	560,000							560,000	560,000			
A210304	Richmond	VA		10/31/2021	03/09/2022	275,000							275,000	275,000			
A370220	Nashville	TN		03/04/2022	04/29/2022	672,000							672,000	672,000			
A630423	Kansas City	MO		10/31/2021	04/06/2022	69,300							69,300	69,300			
A918556	San Diego	CA		10/31/2021	03/07/2022	713,208							713,208	713,208			
A919065	El Cajon	CA		03/03/2022	05/27/2022	496,830							496,830	496,830			
A321044	Saint Petersburg	FL		11/22/2021	05/03/2022	187,500							187,500	187,500			
A918801	Simi Valley	CA		10/31/2021	03/03/2022	223,000							223,000	223,000			
A630464	Independence	MO		10/31/2021	04/11/2022	67,500							67,500	67,500			
A916676	San Diego	CA		10/31/2021	04/13/2022	846,225							846,225	846,225			
A270873	Cornelius	NC		03/23/2022	05/17/2022	352,000							352,000	352,000			
A270792	Durham	NC		02/28/2022	05/09/2022	304,000							304,000	304,000			
A630450	Independence	MO		10/31/2021	04/06/2022	138,750							138,750	138,750			
A880942	North Las Vegas	NV		12/17/2021	03/31/2022	348,000							348,000	348,000			
A270659	Whitsett	NC		02/22/2022	04/01/2022	236,000							236,000	236,000			
A918247	Antioch	CA		10/31/2021	03/22/2022	401,250							401,250	401,250			
A270416	Charlotte	NC		10/31/2021	04/13/2022	200,000							200,000	200,000			
A270932	Winston Salem	NC		04/05/2022	05/12/2022	260,000							260,000	260,000			
A919202	West Sacramento	CA		12/15/2021	04/01/2022	288,000							288,000	288,000			
A918608	Vallejo	CA		10/31/2021	03/22/2022	301,050							301,050	301,050			
A880600	Las Vegas	NV		10/31/2021	03/03/2022	821,070							821,070	821,070			
A270804	Monroe	NC		02/28/2022	03/29/2022	292,000							292,000	292,000			
A918346	Altadena	CA		10/31/2021	03/09/2022	821,520							821,520	821,520			
A350195	Montgomery	AL		10/31/2021	04/15/2022	70,846							70,846	70,846			
A916874	Los Angeles	CA		04/26/2022	05/17/2022	1,895,716							1,895,716	1,895,716			
A918917	San Diego	CA		11/22/2021	03/21/2022	732,000							732,000	732,000			
A303025	Hapeville	GA		03/15/2022	03/24/2022	278,550							278,550	278,550			
A630446	Independence	MO		10/31/2021	03/31/2022	54,000							54,000	54,000			
A850367	Tucson	AZ		10/31/2021	04/07/2022	253,000							253,000	253,000			
A880854	Henderson	NV		10/31/2021	03/30/2022	375,000							375,000	375,000			
A918946	San Diego	CA		11/22/2021	03/15/2022	418,500							418,500	418,500			

ANNUAL STATEMENT FOR THE YEAR 2022 OF THE AMERICAN EQUITY INVESTMENT LIFE INSURANCE COMPANY

SCHEDULE B - PART 3

Showing All Mortgage Loans DISPOSED, Transferred or Repaid During the Current Year

1	Location		4	5	6	7	Change in Book Value/Recorded Investment						14	15	16	17	18
	2	3					8	9	10	11	12	13					
Loan Number	City	State	Loan Type	Date Acquired	Disposal Date	Book Value/Recorded Investment Excluding Accrued Interest Prior Year	Unrealized Valuation Increase (Decrease)	Current Year's (Amortization) /Accretion	Current Year's Other-Than-Temporary Impairment Recognized	Capitalized Deferred Interest and Other	Total Change in Book Value (8+9-10+11)	Total Foreign Exchange Change in Book Value	Book Value/Recorded Investment Excluding Accrued Interest on Disposal	Consid-eration	Foreign Exchange Gain (Loss) on Disposal	Realized Gain (Loss) on Disposal	Total Gain (Loss) on Disposal
A270317	Gibsonville	NC		10/31/2021	03/29/2022	129,375							129,375	129,375			
A320826	Sandford	FL		10/31/2021	03/02/2022	71,957							71,957	71,957			
A880827	Las Vegas	NV		10/31/2021	03/22/2022	280,000							280,000	280,000			
A303138	Jackson	GA		10/31/2021	04/22/2022	180,000							180,000	180,000			
A320959	Jacksonville	FL		04/01/2022	04/14/2022	112,938							112,938	112,938			
A370169	Nashville	TN		10/31/2021	05/11/2022	311,250							311,250	311,250			
A916800	San Diego	CA		10/31/2021	03/16/2022	390,000							390,000	390,000			
A918118	Garden Grove	CA		03/03/2022	04/26/2022	784,000							784,000	784,000			
A918223	San Francisco	CA		10/31/2021	04/12/2022	1,025,378							1,025,378	1,025,378			
A919188	Van Nuys	CA		12/15/2021	04/04/2022	675,000							675,000	675,000			
A917439	Los Angeles	CA		03/01/2022	03/24/2022	1,517,725							1,517,725	1,517,725			
A915934	Los Angeles	CA		10/31/2021	04/04/2022	991,000							991,000	991,000			
A630415	Kansas City	MO		10/31/2021	04/06/2022	112,500							112,500	112,500			
A270207	Winston Salem	NC		10/31/2021	05/02/2022	65,625							65,625	65,625			
A918745	Richmond	CA		10/31/2021	05/31/2022	274,500							274,500	274,500			
A880833	North Las Vegas	NV		10/31/2021	04/29/2022	216,000							216,000	216,000			
A630397	Kansas City	MO		10/31/2021	05/03/2022	423,000							423,000	423,000			
A918727	San Clemente	CA		10/31/2021	04/19/2022	940,500							940,500	940,500			
A370234	Knoxville	TN		04/01/2022	05/20/2022	197,500							197,500	197,500			
A430625	Mechanicsburg	OH		10/31/2021	04/25/2022	166,320							166,320	166,320			
A270410	Supply	NC		11/22/2021	03/07/2022	145,530							145,530	145,530			
A881020	North Las Vegas	NV		02/07/2022	05/19/2022	310,500							310,500	310,500			
A919250	Burlingame	CA		12/21/2021	04/08/2022	2,052,000							2,052,000	2,052,000			
A270918	Monroe	NC		03/28/2022	05/18/2022	312,000							312,000	312,000			
A830014	Osburn	ID		02/07/2022	04/11/2022	172,500							172,500	172,500			
A630428	Kansas City	MO		10/31/2021	03/01/2022	247,500							247,500	247,500			
A880830	Las Vegas	NV		10/31/2021	03/04/2022	288,000							288,000	288,000			
A918103	Los Angeles	CA		10/31/2021	03/11/2022	339,047							339,047	339,047			
A918965	San Diego	CA		11/22/2021	03/04/2022	750,378							750,378	750,378			
A918847	Altadena	CA		10/31/2021	04/29/2022	1,135,800							1,135,800	1,135,800			
A919668	San Diego	CA		04/22/2022	05/20/2022	1,529,000							1,529,000	1,529,000			
A919502	Santee	CA		01/28/2022	04/15/2022	554,868							554,868	554,868			
A370176	Watertown	TN		10/31/2021	05/23/2022	206,250							206,250	206,250			
A918777	San Anselmo	CA		03/23/2022	05/13/2022	1,174,000							1,174,000	1,174,000			
A918919	San Diego	CA		10/31/2021	04/19/2022	781,000							781,000	781,000			
A918990	El Cajon	CA		11/22/2021	04/14/2022	939,600							939,600	939,600			
A220012	Washington	DC		10/31/2021	03/23/2022	731,250							731,250	731,250			
A880872	Las Vegas	NV		10/31/2021	03/10/2022	266,000							266,000	266,000			
A919066	Oceanside	CA		01/01/2022	05/06/2022	432,000							432,000	432,000			
A919575	El Cajon	CA		02/17/2022	04/11/2022	517,500							517,500	517,500			
A303113	Monticello	GA		10/31/2021	04/28/2022	107,700							107,700	107,700			
A918123	Orinda	CA		10/31/2021	03/18/2022	1,318,900							1,318,900	1,318,900			
A917927	Palm Springs	CA		10/31/2021	03/31/2022	330,000							330,000	330,000			
A800056	Denver	CO		10/31/2021	04/15/2022	573,750							573,750	573,750			
A350200	Montgomery	AL		10/31/2021	04/15/2022	62,550							62,550	62,550			
A918853	Menifee	CA		03/01/2022	03/29/2022	570,000							570,000	570,000			
A370211	Memphis	TN		10/31/2021	05/02/2022	54,375							54,375	54,375			
A980184	Washougal	WA		12/30/2021	03/24/2022	300,000							300,000	300,000			
A918948	San Jose	CA		12/10/2021	03/04/2022	260,000							260,000	260,000			
A270722	Concord	NC		02/15/2022	05/02/2022	288,000							288,000	288,000			
A919463	Bakersfield	CA		01/21/2022	05/20/2022	252,000							252,000	252,000			

ANNUAL STATEMENT FOR THE YEAR 2022 OF THE AMERICAN EQUITY INVESTMENT LIFE INSURANCE COMPANY

SCHEDULE B - PART 3

Showing All Mortgage Loans DISPOSED, Transferred or Repaid During the Current Year

1	Location		4	5	6	7	Change in Book Value/Recorded Investment						14	15	16	17	18
	2	3					8	9	10	11	12	13					
Loan Number	City	State	Loan Type	Date Acquired	Disposal Date	Book Value/ Recorded Investment Excluding Accrued Interest Prior Year	Unrealized Valuation Increase (Decrease)	Current Year's (Amortization) /Accretion	Current Year's Other- Than- Temporary Impairment Recognized	Capitalized Deferred Interest and Other	Total Change in Book Value (8+9-10+11)	Total Foreign Exchange Change in Book Value	Book Value/ Recorded Investment Excluding Accrued Interest on Disposal	Consid- eration	Foreign Exchange Gain (Loss) on Disposal	Realized Gain (Loss) on Disposal	Total Gain (Loss) on Disposal
A918809	Ventura	CA		10/31/2021	05/17/2022	570,000							570,000	570,000			
A918865	Montclair	CA		12/10/2021	04/11/2022	396,000							396,000	396,000			
A730073	Oklahoma City	OK		10/31/2021	05/02/2022	96,000							96,000	96,000			
A918988	Los Angeles	CA		11/22/2021	04/13/2022	404,000							404,000	404,000			
A303166	Rome	GA		10/31/2021	03/23/2022	74,078							74,078	74,078			
A918340	Antioch	CA		10/31/2021	03/22/2022	253,800							253,800	253,800			
A917541	Sylmar	CA		10/31/2021	04/06/2022	213,750							213,750	213,750			
A303115	Monticello	GA		10/31/2021	05/05/2022	106,700							106,700	106,700			
A919116	El Cajon	CA		03/10/2022	04/08/2022	666,950							666,950	666,950			
A919462	Apple Valley	CA		01/31/2022	03/14/2022	307,500							307,500	307,500			
A270727	Gastonia	NC		02/14/2022	03/29/2022	228,000							228,000	228,000			
A970057	Sandy	OR		10/31/2021	03/09/2022	216,900							216,900	216,900			
A919257	San Diego	CA		12/16/2021	04/01/2022	657,000							657,000	657,000			
A850331	Phoenix	AZ		10/31/2021	03/07/2022	240,000							240,000	240,000			
A850347	Tucson	AZ		10/31/2021	04/07/2022	205,750							205,750	205,750			
A919240	San Diego	CA		12/20/2021	03/24/2022	1,062,000							1,062,000	1,062,000			
A919288	Richmond	CA		12/30/2021	03/03/2022	351,000							351,000	351,000			
A880928	Las Vegas	NV		12/15/2021	04/12/2022	254,000							254,000	254,000			
A880909	Henderson	NV		11/22/2021	05/09/2022	477,000							477,000	477,000			
A270796	Charlotte	NC		02/28/2022	03/25/2022	225,000							225,000	225,000			
A270746	Pfafftown	NC		02/25/2022	04/14/2022	304,000							304,000	304,000			
A270565	Charlotte	NC		12/22/2021	05/24/2022	268,000							268,000	268,000			
A919634	Chula Vista	CA		03/24/2022	04/26/2022	686,000							686,000	686,000			
A918700	Reseda	CA		10/31/2021	05/31/2022	549,000							549,000	549,000			
A918554	Chowchilla	CA		10/31/2021	05/25/2022	143,550							143,550	143,550			
A430552	Cleveland Heights	OH		10/31/2021	05/06/2022	198,000							198,000	198,000			
A270401	Charlotte	NC		10/31/2021	05/06/2022	232,000							232,000	232,000			
A880944	Las Vegas	NV		12/23/2021	04/08/2022	240,300							240,300	240,300			
A881016	Las Vegas	NV		02/22/2022	05/31/2022	224,000							224,000	224,000			
A980157	Vancouver	WA		10/31/2021	03/30/2022	223,128							223,128	223,128			
A270266	Canton	NC		10/31/2021	02/22/2022	135,720							135,720	135,720			
A630448	Grandview	MO		10/31/2021	04/06/2022	107,250							107,250	107,250			
A980129	Seattle	WA		10/31/2021	05/04/2022	712,500							712,500	712,500			
A270690	Charlotte	NC		02/18/2022	04/01/2022	328,000							328,000	328,000			
A170794	Edison	NJ		11/22/2021	03/25/2022	360,000							360,000	360,000			
A270452	Conover	NC		03/21/2022	04/22/2022	181,609							181,609	181,609			
A918995	Los Angeles	CA		03/01/2022	03/14/2022	832,972							832,972	832,972			
A150207	Pottstown	PA		10/31/2021	05/17/2022	99,000							99,000	99,000			
A918750	San Diego	CA		10/31/2021	03/08/2022	512,000							512,000	512,000			
A210280	Locust Grove	VA		10/31/2021	03/18/2022	283,300							283,300	283,300			
A918636	Rancho Mirage	CA		03/04/2022	04/08/2022	1,012,500							1,012,500	1,012,500			
A321040	Jacksonville	FL		10/31/2021	05/09/2022	81,450							81,450	81,450			
A460250	Highland	IN		10/31/2021	03/07/2022	166,608							166,608	166,608			
A918969	Hawthorne	CA		11/22/2021	03/29/2022	886,500							886,500	886,500			
A918399	Glendale	CA		10/31/2021	03/31/2022	877,000							877,000	877,000			
A270318	Thomasville	NC		10/31/2021	03/29/2022	97,500							97,500	97,500			
A660073	Kansas City	KS		10/31/2021	03/15/2022	123,120							123,120	123,120			
A917017	Fresno	CA		10/31/2021	04/12/2022	107,325							107,325	107,325			
A190011	Newark	DE		10/31/2021	04/19/2022	186,500							186,500	186,500			
A630490	Raytown	MO		10/31/2021	03/01/2022	106,900							106,900	106,900			
A918690	El Sobrante	CA		10/31/2021	03/22/2022	382,500							382,500	382,500			

ANNUAL STATEMENT FOR THE YEAR 2022 OF THE AMERICAN EQUITY INVESTMENT LIFE INSURANCE COMPANY

SCHEDULE B - PART 3

Showing All Mortgage Loans DISPOSED, Transferred or Repaid During the Current Year

1	Location		4	5	6	7	Change in Book Value/Recorded Investment						14	15	16	17	18
	2	3					8	9	10	11	12	13					
Loan Number	City	State	Loan Type	Date Acquired	Disposal Date	Book Value/Recorded Investment Excluding Accrued Interest Prior Year	Unrealized Valuation Increase (Decrease)	Current Year's (Amortization) /Accretion	Current Year's Other-Than-Temporary Impairment Recognized	Capitalized Deferred Interest and Other	Total Change in Book Value (8+9-10+11)	Total Foreign Exchange Change in Book Value	Book Value/Recorded Investment Excluding Accrued Interest on Disposal	Consid-eration	Foreign Exchange Gain (Loss) on Disposal	Realized Gain (Loss) on Disposal	Total Gain (Loss) on Disposal
A918151	San Diego	CA	10/31/2021	04/28/2022	700,000	700,000	700,000
A918706	Pleasant Hill	CA	10/31/2021	03/01/2022	709,500	709,500	709,500
A270163	Winston Salem	NC	10/31/2021	03/04/2022	108,900	108,900	108,900
A270557	Monroe	NC	12/17/2021	04/12/2022	316,000	316,000	316,000
A918378	Alamo	CA	10/31/2021	04/13/2022	2,362,500	2,362,500	2,362,500
A918769	Escondido	CA	10/31/2021	04/04/2022	1,110,000	1,110,000	1,110,000
A918646	Sacramento	CA	10/31/2021	03/07/2022	207,700	207,700	207,700
A916692	Los Angeles	CA	10/31/2021	03/11/2022	2,164,587	2,164,587	2,164,587
A919177	Lakeside	CA	03/07/2022	04/13/2022	510,000	510,000	510,000
A919244	Santee	CA	04/04/2022	04/19/2022	627,000	627,000	627,000
A850294	Yuma	AZ	10/31/2021	04/27/2022	76,500	76,500	76,500
A270723	Indian Trail	NC	02/09/2022	05/26/2022	348,000	348,000	348,000
A918057	San Diego	CA	10/31/2021	03/14/2022	1,650,000	1,650,000	1,650,000
A990005	Eagle River	AK	10/31/2021	05/09/2022	234,000	234,000	234,000
A917806	Los Angeles	CA	10/31/2021	04/19/2022	672,498	672,498	672,498
A370224	Englewood	TN	11/22/2021	05/11/2022	102,800	102,800	102,800
A270319	Gibsonville	NC	10/31/2021	03/29/2022	89,370	89,370	89,370
A918072	Laguna Niguel	CA	10/31/2021	03/04/2022	1,193,400	1,193,400	1,193,400
A303099	Lagrange	GA	10/31/2021	05/10/2022	141,250	141,250	141,250
A918050	Los Angeles	CA	10/31/2021	03/01/2022	329,181	329,181	329,181
A270478	Mc Leansville	NC	12/14/2021	03/02/2022	200,000	200,000	200,000
A918182	Los Angeles	CA	10/31/2021	03/18/2022	397,500	397,500	397,500
A303183	Carrollton	GA	10/31/2021	05/05/2022	67,150	67,150	67,150
A630392	Sugar Creek	MO	10/31/2021	05/03/2022	67,905	67,905	67,905
A270361	Winston Salem	NC	10/31/2021	05/04/2022	16,788	16,788	16,788
A800064	Pueblo	CO	10/31/2021	03/29/2022	123,750	123,750	123,750
A880858	North Las Vegas	NV	10/31/2021	04/11/2022	276,000	276,000	276,000
A919350	Santee	CA	01/06/2022	04/04/2022	535,509	535,509	535,509
A460260	Bluffton	IN	10/31/2021	05/18/2022	90,900	90,900	90,900
A750920	Katy	TX	10/31/2021	04/29/2022	206,250	206,250	206,250
A850372	Phoenix	AZ	10/31/2021	05/26/2022	360,000	360,000	360,000
A270550	Charlotte	NC	12/21/2021	03/03/2022	202,500	202,500	202,500
A630433	Springfield	MO	10/31/2021	05/20/2022	52,650	52,650	52,650
A918945	San Diego	CA	11/22/2021	04/13/2022	625,000	625,000	625,000
A918120	Newport Beach	CA	10/31/2021	03/10/2022	1,687,500	1,687,500	1,687,500
A917019	Encino	CA	10/31/2021	04/22/2022	1,665,000	1,665,000	1,665,000
A630402	Independence	MO	10/31/2021	04/15/2022	83,700	83,700	83,700
A320971	Jacksonville	FL	10/31/2021	05/09/2022	66,600	66,600	66,600
A914652	Los Angeles	CA	10/31/2021	04/26/2022	580,500	580,500	580,500
A370250	Murfreesboro	TN	12/14/2021	05/25/2022	288,000	288,000	288,000
A919434	Palmdale	CA	02/11/2022	05/04/2022	420,000	420,000	420,000
A919278	El Cajon	CA	03/07/2022	04/07/2022	628,000	628,000	628,000
A918717	Sacramento	CA	10/31/2021	05/25/2022	306,000	306,000	306,000
A303275	Rock Spring	GA	04/25/2022	05/27/2022	151,700	151,700	151,700
A750914	Dallas	TX	10/31/2021	03/28/2022	294,840	294,840	294,840
A270405	Cornelius	NC	11/22/2021	04/12/2022	198,000	198,000	198,000
A321084	Fort Lauderdale	FL	12/20/2021	04/01/2022	310,500	310,500	310,500
A919475	La Quinta	CA	02/09/2022	04/22/2022	602,370	602,370	602,370
A630393	Raytown	MO	10/31/2021	04/06/2022	49,500	49,500	49,500
A918452	Suisun City	CA	10/31/2021	03/22/2022	324,000	324,000	324,000
A630496	Lees Summit	MO	10/31/2021	03/14/2022	193,400	193,400	193,400

ANNUAL STATEMENT FOR THE YEAR 2022 OF THE AMERICAN EQUITY INVESTMENT LIFE INSURANCE COMPANY

SCHEDULE B - PART 3

Showing All Mortgage Loans DISPOSED, Transferred or Repaid During the Current Year

1	Location		4	5	6	7	Change in Book Value/Recorded Investment						14	15	16	17	18
	2	3					8	9	10	11	12	13					
Loan Number	City	State	Loan Type	Date Acquired	Disposal Date	Book Value/ Recorded Investment Excluding Accrued Interest Prior Year	Unrealized Valuation Increase (Decrease)	Current Year's (Amortization) /Accretion	Current Year's Other-Than-Temporary Impairment Recognized	Capitalized Deferred Interest and Other	Total Change in Book Value (8+9-10+11)	Total Foreign Exchange Change in Book Value	Book Value/ Recorded Investment Excluding Accrued Interest on Disposal	Consid-eration	Foreign Exchange Gain (Loss) on Disposal	Realized Gain (Loss) on Disposal	Total Gain (Loss) on Disposal
A270665	Salisbury	NC		..02/11/2022	..04/05/2022	128,633							128,633	128,633			
A918443	Long Beach	CA		..10/31/2021	..05/26/2022	371,250							371,250	371,250			
A916863	Los Angeles	CA		..05/02/2022	..05/11/2022	1,251,700							1,251,700	1,251,700			
A919243	San Diego	CA		..12/16/2021	..05/27/2022	450,000							450,000	450,000			
A880664	Las Vegas	NV		..10/31/2021	..05/11/2022	82,500							82,500	82,500			
A270664	Dallas	NC		..02/02/2022	..04/28/2022	184,000							184,000	184,000			
A350189	Montgomery	AL		..10/31/2021	..03/04/2022	138,267							138,267	138,267			
A880851	Las Vegas	NV		..10/31/2021	..05/09/2022	248,750							248,750	248,750			
A270528	Monroe	NC		..12/14/2021	..04/01/2022	264,000							264,000	264,000			
A270353	High Point	NC		..10/31/2021	..03/29/2022	97,500							97,500	97,500			
A430571	Whitehouse	OH		..10/31/2021	..03/04/2022	183,600							183,600	183,600			
A916258	Sylmar	CA		..10/31/2021	..03/29/2022	615,000							615,000	615,000			
A850352	Tucson	AZ		..10/31/2021	..04/14/2022	295,000							295,000	295,000			
A660065	Kansas City	KS		..10/31/2021	..03/22/2022	112,500							112,500	112,500			
A170595	Summit	NJ		..10/31/2021	..04/13/2022	343,458							343,458	343,458			
A9180620	Los Angeles	CA		..10/31/2021	..04/22/2022	145,000							145,000	145,000			
A918062	Los Angeles	CA		..04/01/2022	..04/22/2022	844,280							844,280	844,280			
A880753	Las Vegas	NV		..10/31/2021	..03/02/2022	316,080							316,080	316,080			
A917702	Martinez	CA		..10/31/2021	..03/22/2022	406,800							406,800	406,800			
A918321	Vallejo	CA		..10/31/2021	..03/22/2022	387,000							387,000	387,000			
A270567	Charlotte	NC		..12/23/2021	..03/07/2022	204,000							204,000	204,000			
A913781	Inglewood	CA		..10/31/2021	..03/25/2022	810,000							810,000	810,000			
A918825	Newport Beach	CA		..11/22/2021	..03/16/2022	2,700,000							2,700,000	2,700,000			
A918598	Vallejo	CA		..10/31/2021	..03/22/2022	288,000							288,000	288,000			
A880900	Las Vegas	NV		..10/31/2021	..03/16/2022	253,800							253,800	253,800			
A321160	Spring Hill	FL		..04/06/2022	..05/09/2022	290,050							290,050	290,050			
A660067	De Soto	KS		..10/31/2021	..04/06/2022	66,800							66,800	66,800			
A917943	Novato	CA		..10/31/2021	..03/23/2022	627,500							627,500	627,500			
A916029	Beverly Hills	CA		..10/31/2021	..04/27/2022	9,750,949							9,750,949	9,750,949			
A321188	Sarasota	FL		..02/28/2022	..05/11/2022	437,004							437,004	437,004			
A919124	San Bernardino	CA		..12/20/2021	..05/19/2022	378,000							378,000	378,000			
A918366	Concord	CA		..10/31/2021	..03/22/2022	477,900							477,900	477,900			
A917256	San Gabriel	CA		..03/02/2022	..05/26/2022	603,750							603,750	603,750			
A980131	Seattle	WA		..10/31/2021	..03/11/2022	722,500							722,500	722,500			
A916283	Venice	CA		..10/31/2021	..03/03/2022	2,432,126							2,432,126	2,432,126			
A918618	San Diego	CA		..10/31/2021	..05/13/2022	821,000							821,000	821,000			
A303127	Hampton	GA		..10/31/2021	..05/11/2022	138,450							138,450	138,450			
A919377	Bonita	CA		..01/07/2022	..03/25/2022	425,000							425,000	425,000			
A919276	San Diego	CA		..03/10/2022	..04/08/2022	1,121,477							1,121,477	1,121,477			
A850340	Tucson	AZ		..10/31/2021	..03/01/2022	240,210							240,210	240,210			
A430545	Cleveland Heights	OH		..10/31/2021	..05/19/2022	184,000							184,000	184,000			
A730075	Oklahoma City	OK		..10/31/2021	..05/02/2022	128,000							128,000	128,000			
A919162	San Diego	CA		..01/05/2022	..04/07/2022	890,000							890,000	890,000			
A210285	Portsmouth	VA		..10/31/2021	..04/12/2022	90,900							90,900	90,900			
A270740	Mooresville	NC		..02/16/2022	..04/11/2022	264,000							264,000	264,000			
A270370	High Point	NC		..11/22/2021	..05/20/2022	247,500							247,500	247,500			
A321021	Tampa	FL		..10/31/2021	..04/29/2022	372,600							372,600	372,600			
A380052	Jackson	MS		..10/31/2021	..04/20/2022	101,250							101,250	101,250			
A321078	Lakeland	FL		..12/14/2021	..04/28/2022	63,000							63,000	63,000			
A881015	Las Vegas	NV		..02/14/2022	..05/10/2022	268,200							268,200	268,200			
A980119	Seattle	WA		..03/30/2022	..04/26/2022	758,375							758,375	758,375			

ANNUAL STATEMENT FOR THE YEAR 2022 OF THE AMERICAN EQUITY INVESTMENT LIFE INSURANCE COMPANY

SCHEDULE B - PART 3

Showing All Mortgage Loans DISPOSED, Transferred or Repaid During the Current Year

1	Location		4	5	6	7	Change in Book Value/Recorded Investment						14	15	16	17	18
	2	3					8	9	10	11	12	13					
Loan Number	City	State	Loan Type	Date Acquired	Disposal Date	Book Value/Recorded Investment Excluding Accrued Interest Prior Year	Unrealized Valuation Increase (Decrease)	Current Year's (Amortization) /Accretion	Current Year's Other-Than-Temporary Impairment Recognized	Capitalized Deferred Interest and Other	Total Change in Book Value (8+9-10+11)	Total Foreign Exchange Change in Book Value	Book Value/Recorded Investment Excluding Accrued Interest on Disposal	Consid-eration	Foreign Exchange Gain (Loss) on Disposal	Realized Gain (Loss) on Disposal	Total Gain (Loss) on Disposal
A170747	South Bound Brook	NJ		10/31/2021	03/28/2022	180,000							180,000	180,000			
A918495	Benicia	CA		10/31/2021	03/22/2022	675,000							675,000	675,000			
A881014	Las Vegas	NV		02/11/2022	05/12/2022	261,000							261,000	261,000			
A380047	Jackson	MS		10/31/2021	04/20/2022	64,500							64,500	64,500			
A918487	Cameron Park	CA		03/01/2022	03/24/2022	555,000							555,000	555,000			
A918534	Los Angeles	CA		10/31/2021	04/22/2022	531,000							531,000	531,000			
A320843	Fernandina Beach	FL		10/31/2021	04/22/2022	171,000							171,000	171,000			
A918110	Greenbrae	CA		10/31/2021	04/28/2022	1,387,500							1,387,500	1,387,500			
A302143	Stone Mountain	GA		10/31/2021	03/11/2022	120,488							120,488	120,488			
A303148	Cartersville	GA		10/31/2021	03/18/2022	178,500							178,500	178,500			
A918737	Sacramento	CA		10/31/2021	04/01/2022	339,000							339,000	339,000			
A270333	Burlington	NC		10/31/2021	05/02/2022	90,400							90,400	90,400			
A270752	Kernersville	NC		02/23/2022	05/05/2022	280,000							280,000	280,000			
A918547	Chula Vista	CA		10/31/2021	04/26/2022	575,000							575,000	575,000			
A370182	Cleveland	TN		10/31/2021	03/31/2022	172,100							172,100	172,100			
A919141	Vista	CA		12/17/2021	03/15/2022	420,000							420,000	420,000			
A370227	Memphis	TN		11/22/2021	05/02/2022	157,120							157,120	157,120			
A270725	Charlotte	NC		02/10/2022	04/27/2022	224,999							224,999	224,999			
A918841	Imperial Beach	CA		10/31/2021	03/17/2022	585,000							585,000	585,000			
A918150	Sacramento	CA		10/31/2021	03/14/2022	344,000							344,000	344,000			
A919218	San Marcos	CA		12/22/2021	04/04/2022	673,300							673,300	673,300			
A919297	Palm Desert	CA		01/31/2022	03/17/2022	313,640							313,640	313,640			
A850343	Tucson	AZ		10/31/2021	04/04/2022	206,250							206,250	206,250			
A916081	Los Angeles	CA		10/31/2021	04/29/2022	474,500							474,500	474,500			
A919197	Stanton	CA		12/14/2021	04/05/2022	540,000							540,000	540,000			
A919892	San Diego	CA		03/22/2022	05/24/2022	513,000							513,000	513,000			
A919505	San Diego	CA		02/14/2022	05/06/2022	792,000							792,000	792,000			
A870025	Albuquerque	NM		11/22/2021	05/03/2022	119,970							119,970	119,970			
A917710	Twin Peaks	CA		10/31/2021	03/16/2022	318,750							318,750	318,750			
A919633	Escondido	CA		02/15/2022	05/03/2022	615,000							615,000	615,000			
A880918	Las Vegas	NV		11/22/2021	05/23/2022	413,948							413,948	413,948			
A917817	San Rafael	CA		10/31/2021	03/30/2022	549,300							549,300	549,300			
A303112	Monticello	GA		10/31/2021	05/11/2022	106,700							106,700	106,700			
A270388	Greensboro	NC		10/31/2021	05/02/2022	93,750							93,750	93,750			
A150219	Pottstown	PA		11/22/2021	04/13/2022	103,032							103,032	103,032			
A918493	Cameron Park	CA		04/01/2022	05/04/2022	448,571							448,571	448,571			
A917796	Tarzana	CA		10/31/2021	03/22/2022	2,317,500							2,317,500	2,317,500			
A660069	Kansas City	KS		10/31/2021	04/06/2022	78,000							78,000	78,000			
A303210	East Point	GA		12/17/2021	04/20/2022	192,950							192,950	192,950			
A430632	Mansfield	OH		10/31/2021	04/19/2022	143,173							143,173	143,173			
A350187	Montgomery	AL		10/31/2021	05/23/2022	93,185							93,185	93,185			
A918175	Vallejo	CA		10/31/2021	03/22/2022	382,500							382,500	382,500			
A270445	Burlington	NC		10/31/2021	05/02/2022	112,000							112,000	112,000			
A630383	Kansas City	MO		10/31/2021	05/04/2022	116,250							116,250	116,250			
A630435	Kansas City	MO		10/31/2021	03/01/2022	412,500							412,500	412,500			
A630424	Kansas City	MO		10/31/2021	04/06/2022	94,634							94,634	94,634			
A919195	Imperial Beach	CA		03/24/2022	05/02/2022	540,000							540,000	540,000			
A917727	Los Angeles	CA		10/31/2021	05/11/2022	1,688,400							1,688,400	1,688,400			
A270357	High Point	NC		10/31/2021	05/02/2022	82,500							82,500	82,500			
A918903	Lancaster	CA		10/31/2021	03/22/2022	225,000							225,000	225,000			
A880764	Las Vegas	NV		10/31/2021	03/03/2022	150,750							150,750	150,750			

ANNUAL STATEMENT FOR THE YEAR 2022 OF THE AMERICAN EQUITY INVESTMENT LIFE INSURANCE COMPANY

SCHEDULE B - PART 3

Showing All Mortgage Loans DISPOSED, Transferred or Repaid During the Current Year

1	Location		4	5	6	7	Change in Book Value/Recorded Investment						14	15	16	17	18
	2	3					8	9	10	11	12	13					
Loan Number	City	State	Loan Type	Date Acquired	Disposal Date	Book Value/Recorded Investment Excluding Accrued Interest Prior Year	Unrealized Valuation Increase (Decrease)	Current Year's (Amortization) /Accretion	Current Year's Other-Than-Temporary Impairment Recognized	Capitalized Deferred Interest and Other	Total Change in Book Value (8+9-10+11)	Total Foreign Exchange Change in Book Value	Book Value/Recorded Investment Excluding Accrued Interest on Disposal	Consid-eration	Foreign Exchange Gain (Loss) on Disposal	Realized Gain (Loss) on Disposal	Total Gain (Loss) on Disposal
A850351	Tucson	AZ		04/08/2022	05/17/2022	213,750							213,750	213,750			
A918979	Spring Valley	CA		11/22/2021	03/16/2022	525,000							525,000	525,000			
A270188	Greensboro	NC		10/31/2021	04/05/2022	87,165							87,165	87,165			
A917812	Newcastle	CA		10/31/2021	05/19/2022	862,500							862,500	862,500			
A880631	Las Vegas	NV		10/31/2021	03/23/2022	193,500							193,500	193,500			
A918157	Fullerton	CA		03/03/2022	05/02/2022	732,000							732,000	732,000			
A630460	Independence	MO		10/31/2021	03/29/2022	47,092							47,092	47,092			
A321012	Tampa	FL		10/31/2021	03/23/2022	310,500							310,500	310,500			
A918567	Crestline	CA		10/31/2021	03/04/2022	355,999							355,999	355,999			
A302872	Forest Park	GA		10/31/2021	04/04/2022	56,250							56,250	56,250			
A750911	Killeen	TX		10/31/2021	03/29/2022	56,440							56,440	56,440			
A918655	San Diego	CA		10/31/2021	03/09/2022	625,500							625,500	625,500			
A919362	Spring Valley	CA		01/10/2022	05/09/2022	562,500							562,500	562,500			
A530100	Milwaukee	WI		03/22/2022	05/20/2022	109,240							109,240	109,240			
A918445	Richmond	CA		10/31/2021	03/22/2022	346,500							346,500	346,500			
A919544	San Diego	CA		02/04/2022	04/28/2022	170,000							170,000	170,000			
A320912	Sarasota	FL		10/31/2021	04/04/2022	506,250							506,250	506,250			
A270397	Charlotte	NC		10/31/2021	04/05/2022	284,000							284,000	284,000			
A210293	Richmond	VA		04/18/2022	05/20/2022	208,761							208,761	208,761			
A916353	Santa Barbara	CA		10/31/2021	04/11/2022	716,000							716,000	716,000			
A917971	Culver City	CA		10/31/2021	03/07/2022	1,275,000							1,275,000	1,275,000			
A320903	Poinciana	FL		10/31/2021	03/01/2022	179,489							179,489	179,489			
A370197	Memphis	TN		10/31/2021	03/29/2022	78,750							78,750	78,750			
A321056	Lakeland	FL		11/22/2021	03/29/2022	162,000							162,000	162,000			
A271034	Monroe	NC		04/20/2022	05/19/2022	300,000							300,000	300,000			
A918568	Aptos	CA		10/31/2021	03/10/2022	1,387,500							1,387,500	1,387,500			
A850344	Yuma	AZ		10/31/2021	05/31/2022	101,250							101,250	101,250			
A210296	Richmond	VA		04/08/2022	05/19/2022	208,761							208,761	208,761			
A918968	Escondido	CA		11/22/2021	03/09/2022	568,000							568,000	568,000			
A918892	Pomona	CA		11/22/2021	03/16/2022	378,000							378,000	378,000			
A919100	Oakland	CA		04/01/2022	05/09/2022	1,312,500							1,312,500	1,312,500			
A980108	Arlington	WA		10/31/2021	03/31/2022	349,740							349,740	349,740			
A840022	Cedar City	UT		10/31/2021	03/10/2022	241,500							241,500	241,500			
A880721	North Las Vegas	NV		10/31/2021	04/11/2022	319,500							319,500	319,500			
A918030	Hinkley	CA		10/31/2021	05/09/2022	105,000							105,000	105,000			
A919809	Norwalk	CA		03/29/2022	04/01/2022	525,600							525,600	525,600			
A270248	Thomasville	NC		10/31/2021	03/29/2022	86,250							86,250	86,250			
A430575	Cleveland Heights	OH		10/31/2021	04/12/2022	191,403							191,403	191,403			
A270850	High Point	NC		03/18/2022	05/05/2022	240,000							240,000	240,000			
A303050	Atlanta	GA		10/31/2021	04/07/2022	80,550							80,550	80,550			
A919247	Citrus Heights	CA		03/07/2022	04/19/2022	410,700							410,700	410,700			
A321155	Tampa	FL		02/04/2022	04/26/2022	322,193							322,193	322,193			
A370306	Knoxville	TN		04/18/2022	05/04/2022	60,750							60,750	60,750			
A917456	San Diego	CA		10/31/2021	04/26/2022	928,500							928,500	928,500			
A750936	Waco	TX		10/31/2021	05/03/2022	132,000							132,000	132,000			
A630445	Kansas City	MO		10/31/2021	04/06/2022	87,500							87,500	87,500			
A630468	Kansas City	MO		10/31/2021	04/06/2022	54,000							54,000	54,000			
A270487	Concord	NC		11/22/2021	03/17/2022	256,000							256,000	256,000			
A270985	Monroe	NC		04/07/2022	05/24/2022	360,000							360,000	360,000			
A919192	Los Angeles	CA		04/04/2022	05/17/2022	1,510,160							1,510,160	1,510,160			
A919269	San Diego	CA		12/21/2021	03/21/2022	441,000							441,000	441,000			

ANNUAL STATEMENT FOR THE YEAR 2022 OF THE AMERICAN EQUITY INVESTMENT LIFE INSURANCE COMPANY

SCHEDULE B - PART 3

Showing All Mortgage Loans DISPOSED, Transferred or Repaid During the Current Year

1	Location		4	5	6	7	Change in Book Value/Recorded Investment						14	15	16	17	18
	2	3					8	9	10	11	12	13					
Loan Number	City	State	Loan Type	Date Acquired	Disposal Date	Book Value/Recorded Investment Excluding Accrued Interest Prior Year	Unrealized Valuation Increase (Decrease)	Current Year's (Amortization) /Accretion	Current Year's Other-Than-Temporary Impairment Recognized	Capitalized Deferred Interest and Other	Total Change in Book Value (8+9-10+11)	Total Foreign Exchange Change in Book Value	Book Value/Recorded Investment Excluding Accrued Interest on Disposal	Consid-eration	Foreign Exchange Gain (Loss) on Disposal	Realized Gain (Loss) on Disposal	Total Gain (Loss) on Disposal
A321007	Orlando	FL		10/31/2021	03/14/2022	117,900							117,900	117,900			
A270742	Charlotte	NC		02/17/2022	05/09/2022	260,000							260,000	260,000			
A270268	Thomasville	NC		10/31/2021	03/29/2022	63,750							63,750	63,750			
A630503	Kansas City	MO		04/28/2022	05/31/2022	195,000							195,000	195,000			
A320940	Hialeah	FL		10/31/2021	05/17/2022	323,000							323,000	323,000			
A918743	Vallejo	CA		10/31/2021	03/22/2022	330,750							330,750	330,750			
A915877	Harbor City	CA		10/31/2021	03/09/2022	1,572,663							1,572,663	1,572,663			
A880797	Las Vegas	NV		10/31/2021	04/05/2022	720,000							720,000	720,000			
A660095	Overland Park	KS		11/22/2021	04/11/2022	256,400							256,400	256,400			
A919755	El Cajon	CA		03/07/2022	04/19/2022	366,600							366,600	366,600			
A430643	Middleburg Heights	OH		10/31/2021	05/31/2022	213,718							213,718	213,718			
A170792	Edison	NJ		10/31/2021	03/23/2022	198,000							198,000	198,000			
A500039	Des Moines	IA		10/31/2021	05/04/2022	123,300							123,300	123,300			
A850356	Tucson	AZ		10/31/2021	03/18/2022	217,500							217,500	217,500			
A915618	Hidden Hills	CA		10/31/2021	04/11/2022	6,205,000							6,205,000	6,205,000			
A880948	Las Vegas	NV		12/14/2021	04/14/2022	265,500							265,500	265,500			
A880916	Las Vegas	NV		11/22/2021	03/28/2022	341,891							341,891	341,891			
A916499	West Linda	CA		10/31/2021	04/08/2022	97,500							97,500	97,500			
A850329	Tucson	AZ		10/31/2021	03/18/2022	150,000							150,000	150,000			
A270294	Oak Island	NC		10/31/2021	03/01/2022	202,500							202,500	202,500			
A916878	Redwood City	CA		03/01/2022	03/08/2022	1,745,857							1,745,857	1,745,857			
A918227	Richmond	CA		10/31/2021	03/22/2022	343,800							343,800	343,800			
A800075	Denver	CO		05/01/2022	05/20/2022	553,438							553,438	553,438			
A917828	Thousand Oaks	CA		10/31/2021	03/18/2022	657,000							657,000	657,000			
A918870	San Jose	CA		04/01/2022	04/29/2022	1,635,164							1,635,164	1,635,164			
A270868	Mooreville	NC		04/11/2022	05/31/2022	368,000							368,000	368,000			
A916952	Los Angeles	CA		03/01/2022	03/08/2022	1,198,355							1,198,355	1,198,355			
A918188	Pasadena	CA		04/15/2022	05/24/2022	1,687,500							1,687,500	1,687,500			
A881129	Las Vegas	NV		04/21/2022	05/04/2022	356,250							356,250	356,250			
A918339	Antioch	CA		10/31/2021	03/22/2022	211,500							211,500	211,500			
A370249	Jefferson City	TN		03/01/2022	04/14/2022	115,650							115,650	115,650			
A919635	Julian	CA		04/22/2022	05/04/2022	500,000							500,000	500,000			
A980138	Seattle	WA		10/31/2021	05/27/2022	208,250							208,250	208,250			
A918676	Rancho Cucamonga	CA		11/22/2021	03/15/2022	486,000							486,000	486,000			
A916710	Redwood City	CA		04/01/2022	04/08/2022	2,240,024							2,240,024	2,240,024			
A350142	Thorsby	AL		10/31/2021	03/03/2022	72,352							72,352	72,352			
A321017	Fort Pierce	FL		10/31/2021	04/29/2022	170,000							170,000	170,000			
A917984	Vallejo	CA		10/31/2021	03/22/2022	364,050							364,050	364,050			
A918397	San Diego	CA		10/31/2021	03/01/2022	1,275,000							1,275,000	1,275,000			
A270381	Charlotte	NC		10/31/2021	04/11/2022	292,000							292,000	292,000			
A800065	Pueblo	CO		10/31/2021	03/29/2022	114,750							114,750	114,750			
A270325	High Point	NC		10/31/2021	03/29/2022	168,750							168,750	168,750			
A370305	Sweetwater	TN		04/12/2022	05/27/2022	69,000							69,000	69,000			
A880911	Las Vegas	NV		11/22/2021	03/29/2022	109,640							109,640	109,640			
A918828	Spring Valley	CA		10/31/2021	03/16/2022	477,100							477,100	477,100			
A270777	Newton	NC		02/15/2022	04/22/2022	71,100							71,100	71,100			
A916495	Panorama City	CA		10/31/2021	03/21/2022	527,400							527,400	527,400			
A918891	San Diego	CA		10/31/2021	03/09/2022	1,030,000							1,030,000	1,030,000			
A918423	Oceanside	CA		10/31/2021	03/28/2022	850,500							850,500	850,500			
A919174	Compton	CA		12/17/2021	04/19/2022	463,500							463,500	463,500			
A270543	Concord	NC		12/17/2021	04/08/2022	78,018							78,018	78,018			

ANNUAL STATEMENT FOR THE YEAR 2022 OF THE AMERICAN EQUITY INVESTMENT LIFE INSURANCE COMPANY

SCHEDULE B - PART 3

Showing All Mortgage Loans DISPOSED, Transferred or Repaid During the Current Year

1	Location		4	5	6	7	Change in Book Value/Recorded Investment						14	15	16	17	18
	2	3					8	9	10	11	12	13					
Loan Number	City	State	Loan Type	Date Acquired	Disposal Date	Book Value/Recorded Investment Excluding Accrued Interest Prior Year	Unrealized Valuation Increase (Decrease)	Current Year's (Amortization) /Accretion	Current Year's Other-Than-Temporary Impairment Recognized	Capitalized Deferred Interest and Other	Total Change in Book Value (8+9-10+11)	Total Foreign Exchange Change in Book Value	Book Value/Recorded Investment Excluding Accrued Interest on Disposal	Consid-eration	Foreign Exchange Gain (Loss) on Disposal	Realized Gain (Loss) on Disposal	Total Gain (Loss) on Disposal
A321033	Jacksonville	FL		10/31/2021	05/09/2022	60,000							60,000	60,000			
A918728	San Bernardino	CA		10/31/2021	05/02/2022	258,750							258,750	258,750			
A918470	Northridge	CA		10/31/2021	05/27/2022	688,500							688,500	688,500			
A290067	Spartanburg	SC		10/31/2021	04/22/2022	153,950							153,950	153,950			
A918134	Newport Beach	CA		10/31/2021	04/05/2022	2,790,000							2,790,000	2,790,000			
A918842	Los Angeles	CA		10/31/2021	05/05/2022	425,000							425,000	425,000			
A630438	Kansas City	MO		10/31/2021	04/06/2022	64,600							64,600	64,600			
A380050	Jackson	MS		10/31/2021	04/28/2022	54,250							54,250	54,250			
A430550	Shaker Heights	OH		10/31/2021	05/13/2022	202,500							202,500	202,500			
A880915	Las Vegas	NV		11/22/2021	04/13/2022	276,800							276,800	276,800			
A919314	Chula Vista	CA		03/24/2022	04/27/2022	720,000							720,000	720,000			
A919179	San Diego	CA		12/13/2021	04/08/2022	587,807							587,807	587,807			
A880871	Las Vegas	NV		10/31/2021	03/11/2022	312,000							312,000	312,000			
A630413	Kansas City	MO		10/31/2021	04/06/2022	67,950							67,950	67,950			
A919417	Simi Valley	CA		01/28/2022	04/19/2022	790,235							790,235	790,235			
A800066	Denver	CO		05/01/2022	05/05/2022	870,233							870,233	870,233			
A370245	Salé Creek	TN		12/21/2021	04/29/2022	81,000							81,000	81,000			
A270558	Charlotte	NC		12/15/2021	03/09/2022	292,500							292,500	292,500			
A980136	Seattle	WA		10/31/2021	03/10/2022	531,250							531,250	531,250			
A630454	Kansas City	MO		10/31/2021	04/06/2022	105,150							105,150	105,150			
A918754	El Cajon	CA		11/22/2021	05/03/2022	196,650							196,650	196,650			
A918369	Los Angeles	CA		04/04/2022	05/13/2022	945,000							945,000	945,000			
A918006	National City	CA		10/31/2021	05/04/2022	495,000							495,000	495,000			
A918680	Oakland	CA		10/31/2021	04/06/2022	694,000							694,000	694,000			
A918918	San Diego	CA		03/14/2022	04/08/2022	1,161,000							1,161,000	1,161,000			
A320753	Clearwater	FL		10/31/2021	04/29/2022	238,500							238,500	238,500			
A270386	Charlotte	NC		10/31/2021	03/09/2022	256,000							256,000	256,000			
A270170	Lexington	NC		10/31/2021	05/19/2022	364,500							364,500	364,500			
A190010	Newark	DE		10/31/2021	04/19/2022	146,300							146,300	146,300			
A270654	Kernersville	NC		02/10/2022	05/03/2022	316,000							316,000	316,000			
A270980	High Point	NC		04/28/2022	05/31/2022	200,000							200,000	200,000			
A919025	Woodland Hills	CA		12/21/2021	04/01/2022	887,500							887,500	887,500			
A370278	Strawberry Plains	TN		02/17/2022	03/25/2022	138,000							138,000	138,000			
A919400	Bonita	CA		01/19/2022	03/15/2022	790,000							790,000	790,000			
A750921	Houston	TX		10/31/2021	04/29/2022	234,900							234,900	234,900			
A917049	Hacienda Heights	CA		10/31/2021	03/31/2022	641,250							641,250	641,250			
A9182530	La Jolla	CA		10/31/2021	03/14/2022	455,000							455,000	455,000			
A630416	Kansas City	MO		10/31/2021	04/06/2022	77,754							77,754	77,754			
A321099	Saint Petersburg	FL		12/16/2021	04/05/2022	230,801							230,801	230,801			
A370232	Mount Juliet	TN		11/22/2021	03/03/2022	292,000							292,000	292,000			
A370281	Knoxville	TN		02/25/2022	05/25/2022	120,350							120,350	120,350			
A915983	Los Angeles	CA		03/14/2022	04/12/2022	1,875,000							1,875,000	1,875,000			
A270429	Charlotte	NC		10/31/2021	04/20/2022	355,500							355,500	355,500			
A270761	Charlotte	NC		02/23/2022	03/28/2022	229,500							229,500	229,500			
A918559	San Diego	CA		10/31/2021	04/11/2022	787,500							787,500	787,500			
A270848	Charlotte	NC		03/17/2022	04/27/2022	276,000							276,000	276,000			
A917991	Bell	CA		10/31/2021	04/28/2022	706,620							706,620	706,620			
A916524	Los Angeles	CA		04/05/2022	04/22/2022	2,622,588							2,622,588	2,622,588			
A917937	Redwood City	CA		04/07/2022	04/08/2022	1,907,392							1,907,392	1,907,392			
A918649	El Cajon	CA		10/31/2021	03/17/2022	918,300							918,300	918,300			
A170755	Brick	NJ		10/31/2021	05/23/2022	171,000							171,000	171,000			

ANNUAL STATEMENT FOR THE YEAR 2022 OF THE AMERICAN EQUITY INVESTMENT LIFE INSURANCE COMPANY

SCHEDULE B - PART 3

Showing All Mortgage Loans DISPOSED, Transferred or Repaid During the Current Year

1	Location		4	5	6	7	Change in Book Value/Recorded Investment						14	15	16	17	18
	2	3					8	9	10	11	12	13					
Loan Number	City	State	Loan Type	Date Acquired	Disposal Date	Book Value/Recorded Investment Excluding Accrued Interest Prior Year	Unrealized Valuation Increase (Decrease)	Current Year's (Amortization) /Accretion	Current Year's Other-Than-Temporary Impairment Recognized	Capitalized Deferred Interest and Other	Total Change in Book Value (8+9-10+11)	Total Foreign Exchange Change in Book Value	Book Value/Recorded Investment Excluding Accrued Interest on Disposal	Consid-eration	Foreign Exchange Gain (Loss) on Disposal	Realized Gain (Loss) on Disposal	Total Gain (Loss) on Disposal
A170623	Newark	NJ		10/31/2021	05/05/2022	170,000							170,000	170,000			
A918257	Valley Village	CA		10/31/2021	03/16/2022	799,999							799,999	799,999			
A270732	Raeford	NC		03/14/2022	04/29/2022	180,000							180,000	180,000			
A919992	Woodland Hills	CA		04/04/2022	05/13/2022	558,000							558,000	558,000			
A270220	Moorestville	NC		10/31/2021	04/22/2022	157,500							157,500	157,500			
A430646	Columbus	OH		10/31/2021	05/20/2022	324,986							324,986	324,986			
A321235	Miami	FL		04/04/2022	05/24/2022	220,500							220,500	220,500			
A370194	Chattanooga	TN		10/31/2021	05/03/2022	208,000							208,000	208,000			
A270795	Charlotte	NC		02/28/2022	03/31/2022	256,000							256,000	256,000			
A918876	Sacramento	CA		03/11/2022	04/27/2022	481,500							481,500	481,500			
A850368	Tucson	AZ		10/31/2021	03/02/2022	133,958							133,958	133,958			
A919277	Lake Elsinore	CA		01/14/2022	05/18/2022	148,500							148,500	148,500			
A919122	Cupertino	CA		04/01/2022	04/19/2022	1,204,245							1,204,245	1,204,245			
A500031	Des Moines	IA		10/31/2021	05/04/2022	83,700							83,700	83,700			
A430640	Akron	OH		10/31/2021	04/27/2022	127,500							127,500	127,500			
A630486	Smithville	MO		11/22/2021	04/11/2022	145,500							145,500	145,500			
A919357	Lemon Grove	CA		01/20/2022	04/06/2022	482,000							482,000	482,000			
A919620	San Diego	CA		02/11/2022	04/13/2022	379,560							379,560	379,560			
A750925	Katy	TX		10/31/2021	04/29/2022	188,280							188,280	188,280			
A370171	Antioch	TN		10/31/2021	04/20/2022	225,000							225,000	225,000			
A270455	Conover	NC		03/21/2022	04/22/2022	153,873							153,873	153,873			
A430592	Lakewood	OH		10/31/2021	04/28/2022	239,500							239,500	239,500			
A919007	San Diego	CA		06/21/2022	08/16/2022	855,000							855,000	855,000			
A303332	Monticello	GA		06/02/2022	07/21/2022	114,750							114,750	114,750			
A920453	Escondido	CA		07/18/2022	08/17/2022	672,000							672,000	672,000			
A430637	Willard	OH		10/31/2021	08/12/2022	109,368							109,368	109,368			
A750938	Houston	TX		11/22/2021	06/21/2022	254,200							254,200	254,200			
A881045	Las Vegas	NV		02/25/2022	07/13/2022	355,500							355,500	355,500			
A370196	Pleasant View	TN		10/31/2021	06/24/2022	224,400							224,400	224,400			
A600438	Chicago	IL		10/31/2021	08/31/2022	137,926							137,926	137,926			
A850333	Sierra Vista	AZ		10/31/2021	08/30/2022	117,000							117,000	117,000			
A500048	Des Moines	IA		04/25/2022	07/05/2022	114,300							114,300	114,300			
A321063	Lakeland	FL		11/22/2021	07/11/2022	58,500							58,500	58,500			
A917087	Los Angeles	CA		10/31/2021	07/19/2022	2,322,872							2,322,872	2,322,872			
A270278	Raeford	NC		10/31/2021	07/27/2022	160,650							160,650	160,650			
A660114	Lawrence	KS		06/15/2022	08/29/2022	277,500							277,500	277,500			
A980147	Seattle	WA		10/31/2021	07/25/2022	678,500							678,500	678,500			
A430585	Cleveland	OH		10/31/2021	08/23/2022	95,090							95,090	95,090			
A850298	Phoenix	AZ		10/31/2021	06/21/2022	446,250							446,250	446,250			
A920434	San Diego	CA		06/06/2022	07/22/2022	495,000							495,000	495,000			
A660099	Lansing	KS		02/09/2022	06/07/2022	129,147							129,147	129,147			
A271165	Charlotte	NC		05/27/2022	08/04/2022	332,000							332,000	332,000			
A630391	Kansas City	MO		10/31/2021	07/11/2022	108,090							108,090	108,090			
A920019	Palmdale	CA		04/08/2022	07/11/2022	551,250							551,250	551,250			
A270883	Brown Summit	NC		04/06/2022	06/09/2022	268,000							268,000	268,000			
A270814	Gastonia	NC		03/11/2022	06/30/2022	198,000							198,000	198,000			
A919437	Spring Valley	CA		01/28/2022	07/14/2022	730,000							730,000	730,000			
A303312	Rossville	GA		05/26/2022	06/24/2022	110,925							110,925	110,925			
A919198	Lakewood	CA		12/10/2021	06/23/2022	570,000							570,000	570,000			
A880863	North Las Vegas	NV		10/31/2021	07/11/2022	248,000							248,000	248,000			
A919465	San Diego	CA		02/22/2022	08/08/2022	509,000							509,000	509,000			

ANNUAL STATEMENT FOR THE YEAR 2022 OF THE AMERICAN EQUITY INVESTMENT LIFE INSURANCE COMPANY

SCHEDULE B - PART 3

Showing All Mortgage Loans DISPOSED, Transferred or Repaid During the Current Year

1	Location		4	5	6	7	Change in Book Value/Recorded Investment						14	15	16	17	18
	2	3					8	9	10	11	12	13					
Loan Number	City	State	Loan Type	Date Acquired	Disposal Date	Book Value/Recorded Investment Excluding Accrued Interest Prior Year	Unrealized Valuation Increase (Decrease)	Current Year's (Amortization) /Accretion	Current Year's Other-Than-Temporary Impairment Recognized	Capitalized Deferred Interest and Other	Total Change in Book Value (8+9-10+11)	Total Foreign Exchange Change in Book Value	Book Value/Recorded Investment Excluding Accrued Interest on Disposal	Consid-eration	Foreign Exchange Gain (Loss) on Disposal	Realized Gain (Loss) on Disposal	Total Gain (Loss) on Disposal
A919760	San Diego	CA		03/11/2022	06/15/2022	870,000							870,000	870,000			
A320892	Melbourne	FL		10/31/2021	06/13/2022	106,650							106,650	106,650			
A918584	San Diego	CA		10/31/2021	08/31/2022	1,168,000							1,168,000	1,168,000			
A920726	Los Angeles	CA		08/11/2022	08/30/2022	797,860							797,860	797,860			
A980207	Seattle	WA		06/01/2022	06/01/2022	269,101							269,101	269,101			
A914668	Los Angeles	CA		10/31/2021	07/13/2022	572,900							572,900	572,900			
A850349	Tucson	AZ		10/31/2021	08/02/2022	269,100							269,100	269,100			
A170578	Elizabeth	NJ		10/31/2021	08/12/2022	240,000							240,000	240,000			
A919860	Encinitas	CA		06/15/2022	06/28/2022	1,090,000							1,090,000	1,090,000			
A660085	Kansas City	KS		10/31/2021	06/01/2022	79,650							79,650	79,650			
A919937	San Diego	CA		03/30/2022	08/26/2022	976,000							976,000	976,000			
A321337	Jacksonville	FL		05/19/2022	08/24/2022	76,500							76,500	76,500			
A917837	Los Angeles	CA		06/02/2022	06/10/2022	1,451,844							1,451,844	1,451,844			
A920593	Palmdale	CA		08/11/2022	08/31/2022	427,770							427,770	427,770			
A320950	Port Richey	FL		10/31/2021	07/25/2022	72,000							72,000	72,000			
A918298	Poway	CA		10/31/2021	06/29/2022	648,000							648,000	648,000			
A271047	Greensboro	NC		05/20/2022	06/10/2022	196,000							196,000	196,000			
A917972	Stanton	CA		10/31/2021	07/19/2022	648,000							648,000	648,000			
A270256	Jacksonville	NC		10/31/2021	07/07/2022	119,500							119,500	119,500			
A320945	Jacksonville	FL		10/31/2021	07/12/2022	90,000							90,000	90,000			
A912397	North Hollywood	CA		10/31/2021	06/15/2022	516,155							516,155	516,155			
A350179	Montgomery	AL		10/31/2021	06/23/2022	118,443							118,443	118,443			
A320929	Largo	FL		10/31/2021	08/09/2022	508,300							508,300	508,300			
A400028	Louisville	KY		10/31/2021	06/22/2022	86,250							86,250	86,250			
A918872	San Jose	CA		06/01/2022	06/10/2022	1,652,627							1,652,627	1,652,627			
A630520	Kansas City	MO		05/27/2022	08/25/2022	161,800							161,800	161,800			
A630479	Independence	MO		10/31/2021	06/07/2022	90,072							90,072	90,072			
A920416	San Diego	CA		06/14/2022	08/12/2022	720,000							720,000	720,000			
A630482	Independence	MO		10/31/2021	06/06/2022	131,250							131,250	131,250			
A370299	Maryville	TN		03/24/2022	07/15/2022	157,350							157,350	157,350			
A200120	Baltimore	MD		10/31/2021	08/18/2022	64,175							64,175	64,175			
A321093	Jacksonville	FL		12/15/2021	07/12/2022	169,008							169,008	169,008			
A800069	Denver	CO		06/02/2022	06/10/2022	1,440,750							1,440,750	1,440,750			
A918174	Menlo Park	CA		06/01/2022	06/10/2022	2,856,162							2,856,162	2,856,162			
A919981	San Diego	CA		06/03/2022	07/11/2022	620,000							620,000	620,000			
A270301	High Point	NC		05/23/2022	08/29/2022	270,000							270,000	270,000			
A321249	Deltona	FL		06/08/2022	08/26/2022	268,000							268,000	268,000			
A271110	Raeford	NC		06/24/2022	08/02/2022	189,437							189,437	189,437			
A600460	Frankfort	IL		10/31/2021	08/09/2022	318,750							318,750	318,750			
A730060	Midwest City	OK		10/31/2021	07/29/2022	112,500							112,500	112,500			
A880889	Henderson	NV		12/21/2021	08/09/2022	214,596							214,596	214,596			
A303096	Warner Robins	GA		10/31/2021	07/12/2022	232,775							232,775	232,775			
A730063	Oklahoma City	OK		10/31/2021	07/25/2022	89,100							89,100	89,100			
A271017	High Point	NC		05/20/2022	07/14/2022	272,000							272,000	272,000			
A271082	Greensboro	NC		05/27/2022	06/27/2022	248,000							248,000	248,000			
A919853	San Diego	CA		04/01/2022	07/05/2022	981,000							981,000	981,000			
A321367	Barlow	FL		06/21/2022	08/29/2022	128,700							128,700	128,700			
A660064	Tonganoxie	KS		10/31/2021	06/06/2022	84,285							84,285	84,285			
A918463	Sun Valley	CA		10/31/2021	06/29/2022	585,000							585,000	585,000			
A271171	Monroe	NC		05/31/2022	07/12/2022	364,000							364,000	364,000			
A880947	Las Vegas	NV		12/15/2021	08/31/2022	228,000							228,000	228,000			

ANNUAL STATEMENT FOR THE YEAR 2022 OF THE AMERICAN EQUITY INVESTMENT LIFE INSURANCE COMPANY

SCHEDULE B - PART 3

Showing All Mortgage Loans DISPOSED, Transferred or Repaid During the Current Year

1	Location		4	5	6	7	Change in Book Value/Recorded Investment						14	15	16	17	18
	2	3					8	9	10	11	12	13					
Loan Number	City	State	Loan Type	Date Acquired	Disposal Date	Book Value/Recorded Investment Excluding Accrued Interest Prior Year	Unrealized Valuation Increase (Decrease)	Current Year's (Amortization) /Accretion	Current Year's Other-Than-Temporary Impairment Recognized	Capitalized Deferred Interest and Other	Total Change in Book Value (8+9-10+11)	Total Foreign Exchange Change in Book Value	Book Value/Recorded Investment Excluding Accrued Interest on Disposal	Consid-eration	Foreign Exchange Gain (Loss) on Disposal	Realized Gain (Loss) on Disposal	Total Gain (Loss) on Disposal
A918900	El Cajon	CA		10/31/2021	06/14/2022	1,030,000							1,030,000	1,030,000			
A270453	Conover	NC		11/22/2021	06/02/2022	169,162							169,162	169,162			
A881071	Las Vegas	NV		03/30/2022	07/22/2022	106,875							106,875	106,875			
A370159	Knoxville	TN		10/31/2021	08/19/2022	543,750							543,750	543,750			
A270818	Gastonia	NC		05/25/2022	08/19/2022	202,500							202,500	202,500			
A271065	Charlotte	NC		05/06/2022	06/28/2022	272,000							272,000	272,000			
A915640	Los Angeles	CA		10/31/2021	06/30/2022	1,032,532							1,032,532	1,032,532			
A270966	Charlotte	NC		04/04/2022	06/15/2022	154,800							154,800	154,800			
A920316	Escondido	CA		05/27/2022	07/15/2022	602,000							602,000	602,000			
A303193	Atlanta	GA		11/22/2021	08/10/2022	75,600							75,600	75,600			
A271060	Matthews	NC		05/20/2022	07/29/2022	344,000							344,000	344,000			
A730074	Tulsa	OK		11/22/2021	08/01/2022	105,000							105,000	105,000			
A917997	Montebello	CA		07/01/2022	07/06/2022	721,445							721,445	721,445			
A919830	Stockton	CA		03/30/2022	06/14/2022	342,000							342,000	342,000			
A271009	Charlotte	NC		04/11/2022	08/09/2022	300,000							300,000	300,000			
A270622	Charlotte	NC		02/01/2022	06/30/2022	226,800							226,800	226,800			
A918629	Los Angeles	CA		10/31/2021	07/14/2022	1,005,000							1,005,000	1,005,000			
A430584	Circleville	OH		10/31/2021	06/28/2022	50,837							50,837	50,837			
A270824	Charlotte	NC		03/23/2022	06/16/2022	288,000							288,000	288,000			
A800097	Colorado Springs	CO		04/14/2022	07/07/2022	292,500							292,500	292,500			
A271011	Salisbury	NC		04/22/2022	07/29/2022	104,310							104,310	104,310			
A150192	Philadelphia	PA		06/06/2022	07/21/2022	311,250							311,250	311,250			
A321102	Melbourne	FL		12/22/2021	06/13/2022	220,500							220,500	220,500			
A270919	Richlands	NC		03/31/2022	06/24/2022	169,200							169,200	169,200			
A303233	Fairburn	GA		04/25/2022	08/16/2022	40,800							40,800	40,800			
A271146	Statesville	NC		05/24/2022	07/11/2022	240,660							240,660	240,660			
A271149	Gastonia	NC		05/20/2022	08/01/2022	332,000							332,000	332,000			
A270461	Charlotte	NC		11/22/2021	06/29/2022	188,000							188,000	188,000			
A916218	Palm Springs	CA		10/31/2021	08/09/2022	276,464							276,464	276,464			
A370309	Cleveland	TN		06/24/2022	07/13/2022	139,500							139,500	139,500			
A920031	Gardena	CA		04/25/2022	07/01/2022	666,000							666,000	666,000			
A271180	Charlotte	NC		06/01/2022	08/09/2022	300,000							300,000	300,000			
A920077	Escondido	CA		06/14/2022	07/28/2022	576,000							576,000	576,000			
A320849	Titusville	FL		10/31/2021	06/13/2022	123,000							123,000	123,000			
A800083	Denver	CO		08/01/2022	08/03/2022	595,000							595,000	595,000			
A919831	Encinitas	CA		03/28/2022	06/30/2022	995,900							995,900	995,900			
A271026	Winston Salem	NC		04/22/2022	06/16/2022	264,000							264,000	264,000			
A290125	Easley	SC		06/13/2022	07/19/2022	75,000							75,000	75,000			
A321050	Saint Petersburg	FL		11/22/2021	08/03/2022	326,723							326,723	326,723			
A920030	El Cajon	CA		07/05/2022	08/22/2022	566,000							566,000	566,000			
A500038	Van Meter	IA		10/31/2021	07/13/2022	352,500							352,500	352,500			
A321015	Saint Petersburg	FL		10/31/2021	07/29/2022	360,800							360,800	360,800			
A271233	Rural Hall	NC		08/11/2022	08/12/2022	236,000							236,000	236,000			
A880951	Las Vegas	NV		12/23/2021	08/23/2022	300,000							300,000	300,000			
A919487	Oceanside	CA		02/07/2022	07/11/2022	827,000							827,000	827,000			
A370302	Knoxville	TN		04/28/2022	07/01/2022	131,150							131,150	131,150			
A880638	Las Vegas	NV		10/31/2021	08/22/2022	195,000							195,000	195,000			
A600435	Chicago	IL		10/31/2021	08/12/2022	187,170							187,170	187,170			
A321036	Jacksonville	FL		10/31/2021	07/13/2022	72,000							72,000	72,000			
A915613	Los Angeles	CA		10/31/2021	06/03/2022	1,845,000							1,845,000	1,845,000			
A302861	Atlanta	GA		10/31/2021	08/01/2022	71,257							71,257	71,257			

ANNUAL STATEMENT FOR THE YEAR 2022 OF THE AMERICAN EQUITY INVESTMENT LIFE INSURANCE COMPANY

SCHEDULE B - PART 3

Showing All Mortgage Loans DISPOSED, Transferred or Repaid During the Current Year

1	Location		4	5	6	7	Change in Book Value/Recorded Investment						14	15	16	17	18
	2	3					8	9	10	11	12	13					
Loan Number	City	State	Loan Type	Date Acquired	Disposal Date	Book Value/Recorded Investment Excluding Accrued Interest Prior Year	Unrealized Valuation Increase (Decrease)	Current Year's (Amortization) /Accretion	Current Year's Other-Than-Temporary Impairment Recognized	Capitalized Deferred Interest and Other	Total Change in Book Value (8+9-10+11)	Total Foreign Exchange Change in Book Value	Book Value/Recorded Investment Excluding Accrued Interest on Disposal	Consid-eration	Foreign Exchange Gain (Loss) on Disposal	Realized Gain (Loss) on Disposal	Total Gain (Loss) on Disposal
A918936	Reseda	CA		..06/07/2022	..08/05/2022	832,500							832,500	832,500			
A320931	Saint Petersburg	FL		..10/31/2021	..06/02/2022	190,800							190,800	190,800			
A919789	Costa Mesa	CA		..03/21/2022	..08/02/2022	877,500							877,500	877,500			
A271094	Charlotte	NC		..06/07/2022	..08/02/2022	336,000							336,000	336,000			
A919139	San Diego	CA		..06/02/2022	..08/03/2022	564,000							564,000	564,000			
A630483	Independence	MO		..10/31/2021	..06/06/2022	108,750							108,750	108,750			
A920007	San Diego	CA		..04/05/2022	..07/26/2022	575,000							575,000	575,000			
A370317	Knoxville	TN		..04/28/2022	..06/16/2022	63,000							63,000	63,000			
A920096	Oceanside	CA		..04/21/2022	..08/29/2022	666,000							666,000	666,000			
A210272	Mineral	VA		..10/31/2021	..07/07/2022	234,115							234,115	234,115			
A321325	Jacksonville	FL		..05/12/2022	..08/03/2022	71,250							71,250	71,250			
A916911	Santa Monica	CA		..06/07/2022	..07/01/2022	2,596,601							2,596,601	2,596,601			
A920308	San Diego	CA		..05/16/2022	..06/29/2022	1,021,000							1,021,000	1,021,000			
A850301	Phoenix	AZ		..10/31/2021	..06/21/2022	446,250							446,250	446,250			
A271074	Kernersville	NC		..06/16/2022	..08/17/2022	260,000							260,000	260,000			
A270982	Jacksonville	NC		..04/13/2022	..08/02/2022	96,485							96,485	96,485			
A917490	Los Angeles	CA		..10/31/2021	..08/26/2022	750,000							750,000	750,000			
A303088	Covington	GA		..10/31/2021	..07/11/2022	100,550							100,550	100,550			
A600463	Olympia Fields	IL		..10/31/2021	..08/12/2022	292,500							292,500	292,500			
A919201	Chula Vista	CA		..12/23/2021	..06/07/2022	560,000							560,000	560,000			
A210327	Locust Grove	VA		..06/08/2022	..06/22/2022	314,287							314,287	314,287			
A917816	Los Angeles	CA		..06/23/2022	..07/27/2022	1,245,788							1,245,788	1,245,788			
A918198	Oceanside	CA		..10/31/2021	..07/21/2022	1,040,000							1,040,000	1,040,000			
A600491	East Moline	IL		..05/10/2022	..08/12/2022	82,500							82,500	82,500			
A303124	Morrow	GA		..10/31/2021	..08/25/2022	144,950							144,950	144,950			
A290115	Anderson	SC		..05/19/2022	..07/01/2022	6,250							6,250	6,250			
A630431	Independence	MO		..10/31/2021	..06/07/2022	79,191							79,191	79,191			
A303089	Covington	GA		..10/31/2021	..07/08/2022	82,050							82,050	82,050			
A880558	Carson City	NV		..07/08/2022	..07/25/2022	1,010,285							1,010,285	1,010,285			
A916039	Los Angeles	CA		..10/31/2021	..06/10/2022	1,381,500							1,381,500	1,381,500			
A271068	Graham	NC		..05/19/2022	..06/27/2022	164,000							164,000	164,000			
A980231	Arlington	WA		..05/16/2022	..08/10/2022	176,250							176,250	176,250			
A850318	Avondale	AZ		..10/31/2021	..06/01/2022	396,000							396,000	396,000			
A919952	San Marcos	CA		..06/14/2022	..08/26/2022	512,000							512,000	512,000			
A460227	Indianapolis	IN		..10/31/2021	..07/12/2022	53,061							53,061	53,061			
A919670	Pine Mountain Club	CA		..03/18/2022	..08/12/2022	240,300							240,300	240,300			
A918108	Fawnskin	CA		..10/31/2021	..06/13/2022	418,500							418,500	418,500			
A271144	Mooresville	NC		..05/20/2022	..07/28/2022	324,000							324,000	324,000			
A320946	Jacksonville	FL		..11/22/2021	..07/12/2022	99,000							99,000	99,000			
A321264	Winter Haven	FL		..06/27/2022	..08/03/2022	148,500							148,500	148,500			
A660078	Leawood	KS		..10/31/2021	..06/23/2022	315,000							315,000	315,000			
A980111	Seattle	WA		..06/02/2022	..06/10/2022	1,789,723							1,789,723	1,789,723			
A370326	Etowah	TN		..05/26/2022	..08/25/2022	76,500							76,500	76,500			
A751021	Killeen	TX		..04/29/2022	..08/01/2022	140,500							140,500	140,500			
A918868	Menlo Park	CA		..06/01/2022	..06/10/2022	1,784,554							1,784,554	1,784,554			
A920381	San Diego	CA		..08/01/2022	..08/09/2022	1,050,750							1,050,750	1,050,750			
A915916	San Francisco	CA		..10/31/2021	..08/09/2022	1,320,000							1,320,000	1,320,000			
A270378	Concord	NC		..10/31/2021	..06/06/2022	244,000							244,000	244,000			
A303134	Villa Rica	GA		..10/31/2021	..06/16/2022	118,600							118,600	118,600			
A919442	La Jolla	CA		..08/01/2022	..08/29/2022	1,450,000							1,450,000	1,450,000			
A350162	Montgomery	AL		..07/12/2022	..08/12/2022	150,200							150,200	150,200			

ANNUAL STATEMENT FOR THE YEAR 2022 OF THE AMERICAN EQUITY INVESTMENT LIFE INSURANCE COMPANY

SCHEDULE B - PART 3

Showing All Mortgage Loans DISPOSED, Transferred or Repaid During the Current Year

1	Location		4	5	6	7	Change in Book Value/Recorded Investment						14	15	16	17	18
	2	3					8	9	10	11	12	13					
Loan Number	City	State	Loan Type	Date Acquired	Disposal Date	Book Value/ Recorded Investment Excluding Accrued Interest Prior Year	Unrealized Valuation Increase (Decrease)	Current Year's (Amortization) /Accretion	Current Year's Other-Than-Temporary Impairment Recognized	Capitalized Deferred Interest and Other	Total Change in Book Value (8+9-10+11)	Total Foreign Exchange Change in Book Value	Book Value/ Recorded Investment Excluding Accrued Interest on Disposal	Consid-eration	Foreign Exchange Gain (Loss) on Disposal	Realized Gain (Loss) on Disposal	Total Gain (Loss) on Disposal
A918007	Redondo Beach	CA		..06/02/2022	..06/30/2022	1,053,468							1,053,468	1,053,468			
A917707	Los Angeles	CA		..07/13/2022	..08/05/2022	2,973,798							2,973,798	2,973,798			
A170663	Elizabeth	NJ		..10/31/2021	..06/21/2022	200,000							200,000	200,000			
A800067	Denver	CO		..06/02/2022	..06/10/2022	764,291							764,291	764,291			
A919916	San Diego	CA		..06/15/2022	..08/26/2022	1,000,000							1,000,000	1,000,000			
A919237	Valley Center	CA		..12/28/2021	..06/15/2022	805,000							805,000	805,000			
A660082	Kansas City	KS		..10/31/2021	..06/01/2022	95,850							95,850	95,850			
A920028	Sacramento	CA		..04/11/2022	..08/17/2022	292,500							292,500	292,500			
A320742	Pinellas Park	FL		..10/31/2021	..06/29/2022	225,000							225,000	225,000			
A916912	La Jolla	CA		..10/31/2021	..06/30/2022	3,503,119							3,503,119	3,503,119			
A210325	Keswick	VA		..02/14/2022	..06/06/2022	112,500							112,500	112,500			
A920087	San Diego	CA		..06/23/2022	..07/27/2022	1,000,000							1,000,000	1,000,000			
A850300	Phoenix	AZ		..10/31/2021	..06/21/2022	531,250							531,250	531,250			
A919546	San Diego	CA		..06/07/2022	..07/01/2022	870,000							870,000	870,000			
A916188	Lemon Grove	CA		..10/31/2021	..07/08/2022	328,500							328,500	328,500			
A919680	Fairfield	CA		..03/22/2022	..08/17/2022	391,500							391,500	391,500			
A350202	Montgomery	AL		..10/31/2021	..06/23/2022	111,567							111,567	111,567			
A918916	Los Angeles	CA		..06/02/2022	..06/10/2022	1,344,458							1,344,458	1,344,458			
A917902	Redwood City	CA		..06/07/2022	..06/13/2022	2,131,555							2,131,555	2,131,555			
A660106	Shawnee	KS		..04/26/2022	..07/28/2022	165,250							165,250	165,250			
A881055	Las Vegas	NV		..03/09/2022	..07/05/2022	264,000							264,000	264,000			
A919217	Newport Beach	CA		..06/01/2022	..07/29/2022	2,210,000							2,210,000	2,210,000			
A290081	Irman	SC		..10/31/2021	..08/09/2022	84,450							84,450	84,450			
A919989	Palmdale	CA		..04/05/2022	..07/26/2022	314,685							314,685	314,685			
A881037	Las Vegas	NV		..03/04/2022	..08/26/2022	148,500							148,500	148,500			
A271216	Winston-Salem	NC		..06/23/2022	..08/04/2022	220,000							220,000	220,000			
A920006	San Diego	CA		..04/07/2022	..07/15/2022	768,000							768,000	768,000			
A370307	Maryville	TN		..04/21/2022	..07/07/2022	153,200							153,200	153,200			
A271252	Kernersville	NC		..06/28/2022	..08/16/2022	272,000							272,000	272,000			
A850299	Phoenix	AZ		..10/31/2021	..06/21/2022	446,250							446,250	446,250			
A850430	Lake Havasu City	AZ		..04/21/2022	..06/06/2022	73,396							73,396	73,396			
A920442	San Diego	CA		..06/14/2022	..07/19/2022	785,000							785,000	785,000			
A917023	La Quinta	CA		..10/31/2021	..06/21/2022	674,510							674,510	674,510			
A917294	Los Angeles	CA		..10/31/2021	..08/05/2022	1,371,831							1,371,831	1,371,831			
A920285	San Diego	CA		..05/31/2022	..06/24/2022	808,000							808,000	808,000			
A320920	Miami	FL		..10/31/2021	..06/13/2022	248,000							248,000	248,000			
A920026	El Cajon	CA		..07/08/2022	..07/18/2022	715,000							715,000	715,000			
A850361	Phoenix	AZ		..10/31/2021	..06/21/2022	409,500							409,500	409,500			
A920325	San Diego	CA		..06/02/2022	..08/19/2022	670,000							670,000	670,000			
A919742	Fallbrook	CA		..03/03/2022	..06/14/2022	552,000							552,000	552,000			
A271253	Charlotte	NC		..06/23/2022	..08/05/2022	375,300							375,300	375,300			
A320910	Saint Petersburg	FL		..10/31/2021	..07/18/2022	172,800							172,800	172,800			
A918287	Encinitas	CA		..10/31/2021	..07/01/2022	2,352,500							2,352,500	2,352,500			
A920278	San Diego	CA		..05/17/2022	..08/08/2022	1,300,000							1,300,000	1,300,000			
A350161	Montgomery	AL		..10/31/2021	..06/23/2022	112,598							112,598	112,598			
A630459	Kansas City	MO		..10/31/2021	..07/22/2022	137,252							137,252	137,252			
A919783	El Cajon	CA		..03/08/2022	..08/01/2022	718,000							718,000	718,000			
A170515	Westfield	NJ		..10/31/2021	..08/22/2022	1,100,875							1,100,875	1,100,875			
A881127	Las Vegas	NV		..04/26/2022	..06/08/2022	337,500							337,500	337,500			
A200118	Baltimore	MD		..10/31/2021	..08/05/2022	87,500							87,500	87,500			
A919138	San Diego	CA		..12/10/2021	..06/02/2022	432,000							432,000	432,000			

ANNUAL STATEMENT FOR THE YEAR 2022 OF THE AMERICAN EQUITY INVESTMENT LIFE INSURANCE COMPANY

SCHEDULE B - PART 3

Showing All Mortgage Loans DISPOSED, Transferred or Repaid During the Current Year

1	Location		4	5	6	7	Change in Book Value/Recorded Investment						14	15	16	17	18
	2	3					8	9	10	11	12	13					
Loan Number	City	State	Loan Type	Date Acquired	Disposal Date	Book Value/Recorded Investment Excluding Accrued Interest Prior Year	Unrealized Valuation Increase (Decrease)	Current Year's (Amortization) /Accretion	Current Year's Other-Than-Temporary Impairment Recognized	Capitalized Deferred Interest and Other	Total Change in Book Value (8+9-10+11)	Total Foreign Exchange Change in Book Value	Book Value/Recorded Investment Excluding Accrued Interest on Disposal	Consid-eration	Foreign Exchange Gain (Loss) on Disposal	Realized Gain (Loss) on Disposal	Total Gain (Loss) on Disposal
A919260	Tehachapi	CA		01/14/2022	06/29/2022	248,395							248,395	248,395			
A9191300	Los Angeles	CA		12/30/2021	08/01/2022	372,000							372,000	372,000			
A920657	Fresno	CA		08/11/2022	08/23/2022	315,000							315,000	315,000			
A290104	Anderson	SC		04/14/2022	06/13/2022	27,500							27,500	27,500			
A271061	Indian Trail	NC		04/25/2022	06/22/2022	360,000							360,000	360,000			
A920310	San Diego	CA		05/18/2022	07/08/2022	320,000							320,000	320,000			
A271021	Whitsett	NC		05/18/2022	07/29/2022	126,000							126,000	126,000			
A303297	Covington	GA		04/29/2022	06/16/2022	122,400							122,400	122,400			
A350138	Center Point	AL		10/31/2021	07/08/2022	24,678							24,678	24,678			
A918930	San Diego	CA		10/31/2021	07/28/2022	560,000							560,000	560,000			
A919189	Compton	CA		12/16/2021	07/15/2022	420,300							420,300	420,300			
A321032	Saint Petersburg	FL		10/31/2021	06/23/2022	296,000							296,000	296,000			
A919769	San Jose	CA		08/01/2022	08/09/2022	1,239,510							1,239,510	1,239,510			
A270650	Greensboro	NC		02/16/2022	06/10/2022	256,000							256,000	256,000			
A918665	Sacramento	CA		10/31/2021	06/29/2022	266,750							266,750	266,750			
A210308	Sandston	VA		11/22/2021	08/23/2022	15,671							15,671	15,671			
A630361	Independence	MO		10/31/2021	07/25/2022	54,700							54,700	54,700			
A919453	Chula Vista	CA		02/02/2022	06/16/2022	570,000							570,000	570,000			
A321183	Winter Park	FL		03/21/2022	06/29/2022	289,950							289,950	289,950			
A303116	Monticello	GA		10/31/2021	06/02/2022	106,700							106,700	106,700			
A321273	Fort Pierce	FL		04/28/2022	06/15/2022	306,000							306,000	306,000			
A630469	Independence	MO		10/31/2021	08/18/2022	68,750							68,750	68,750			
A210344	Hampton	VA		04/21/2022	08/17/2022	211,500							211,500	211,500			
A302650	Atlanta	GA		10/31/2021	06/16/2022	105,000							105,000	105,000			
A918539	Los Angeles	CA		06/07/2022	08/01/2022	1,350,000							1,350,000	1,350,000			
A630485	Independence	MO		10/31/2021	06/06/2022	27,414							27,414	27,414			
A190012	Wilmington	DE		10/31/2021	07/28/2022	123,500							123,500	123,500			
A271100	Midland	NC		04/29/2022	06/09/2022	320,000							320,000	320,000			
A918707	Sacramento	CA		10/31/2021	06/30/2022	247,500							247,500	247,500			
A919173	Lemon Grove	CA		12/17/2021	08/31/2022	476,952							476,952	476,952			
A917639	North Hollywood	CA		07/12/2022	08/04/2022	684,900							684,900	684,900			
A918511	Orangevale	CA		10/31/2021	06/16/2022	373,500							373,500	373,500			
A600442	Mokena	IL		10/31/2021	08/12/2022	258,750							258,750	258,750			
A918419	Stockton	CA		10/31/2021	06/09/2022	168,750							168,750	168,750			
A350172	Opelika	AL		10/31/2021	07/11/2022	135,000							135,000	135,000			
A321302	Ocala	FL		06/27/2022	08/10/2022	108,000							108,000	108,000			
A600464	Westmont	IL		10/31/2021	08/09/2022	232,500							232,500	232,500			
A600450	Oak Park	IL		10/31/2021	08/12/2022	393,750							393,750	393,750			
A917315	Los Angeles	CA		06/02/2022	06/10/2022	1,632,784							1,632,784	1,632,784			
A918455	Sherman Oaks	CA		10/31/2021	06/24/2022	991,378							991,378	991,378			
A270335	Hickory	NC		06/01/2022	06/07/2022	8,602							8,602	8,602			
A370329	Knoxville	TN		05/27/2022	06/29/2022	82,750							82,750	82,750			
A370279	Murfreesboro	TN		02/24/2022	06/21/2022	296,000							296,000	296,000			
A271197	Winston-Salem	NC		06/21/2022	07/29/2022	265,500							265,500	265,500			
A916527	Los Angeles	CA		10/31/2021	06/13/2022	1,747,849							1,747,849	1,747,849			
A271095	Charlotte	NC		04/29/2022	08/25/2022	229,730							229,730	229,730			
A919862	San Diego	CA		07/01/2022	08/11/2022	983,100							983,100	983,100			
A303167	Temple	GA		10/31/2021	07/26/2022	81,200							81,200	81,200			
A270338	Hickory	NC		06/01/2022	06/30/2022	70,584							70,584	70,584			
A918674	Los Angeles	CA		10/31/2021	07/01/2022	1,275,000							1,275,000	1,275,000			
A917470	La Jolla	CA		10/31/2021	08/05/2022	3,273,048							3,273,048	3,273,048			

ANNUAL STATEMENT FOR THE YEAR 2022 OF THE AMERICAN EQUITY INVESTMENT LIFE INSURANCE COMPANY

SCHEDULE B - PART 3

Showing All Mortgage Loans DISPOSED, Transferred or Repaid During the Current Year

1	Location		4	5	6	7	Change in Book Value/Recorded Investment						14	15	16	17	18
	2	3					8	9	10	11	12	13					
Loan Number	City	State	Loan Type	Date Acquired	Disposal Date	Book Value/Recorded Investment Excluding Accrued Interest Prior Year	Unrealized Valuation Increase (Decrease)	Current Year's (Amortization) /Accretion	Current Year's Other-Than-Temporary Impairment Recognized	Capitalized Deferred Interest and Other	Total Change in Book Value (8+9-10+11)	Total Foreign Exchange Change in Book Value	Book Value/Recorded Investment Excluding Accrued Interest on Disposal	Consid-eration	Foreign Exchange Gain (Loss) on Disposal	Realized Gain (Loss) on Disposal	Total Gain (Loss) on Disposal
A919279	Oceanside	CA		12/21/2021	08/05/2022	585,000							585,000	585,000			
A800051	Arvada	CO		10/31/2021	06/06/2022	476,850							476,850	476,850			
A850296	Phoenix	AZ		10/31/2021	06/21/2022	446,250							446,250	446,250			
A271007	High Point	NC		04/27/2022	06/06/2022	252,000							252,000	252,000			
A920485	San Diego	CA		06/22/2022	08/12/2022	600,000							600,000	600,000			
A321170	Jacksonville	FL		02/14/2022	08/08/2022	193,950							193,950	193,950			
A271001	Gibsonville	NC		04/25/2022	07/22/2022	169,500							169,500	169,500			
A918305	Big Bear City	CA		10/31/2021	06/13/2022	495,000							495,000	495,000			
A920001	San Diego	CA		06/17/2022	07/26/2022	654,000							654,000	654,000			
A271166	Gastonia	NC		05/31/2022	06/30/2022	236,000							236,000	236,000			
A370327	Cleveland	TN		05/27/2022	07/01/2022	164,700							164,700	164,700			
A918794	Lemon Grove	CA		06/23/2022	08/31/2022	637,654							637,654	637,654			
A920018	Lancaster	CA		04/26/2022	07/29/2022	315,000							315,000	315,000			
A630476	Sugar Creek	MO		10/31/2021	06/21/2022	75,510							75,510	75,510			
A750926	Anahuac	TX		10/31/2021	07/18/2022	256,750							256,750	256,750			
A210145	Richmond	VA		10/31/2021	06/17/2022	100,000							100,000	100,000			
A303104	Jenkinsburg	GA		10/31/2021	06/07/2022	95,200							95,200	95,200			
A320918	Tampa	FL		10/31/2021	08/18/2022	270,000							270,000	270,000			
A920350	Millbrae	CA		08/01/2022	08/05/2022	1,514,930							1,514,930	1,514,930			
A916803	Valley Village	CA		10/31/2021	06/16/2022	1,752,530							1,752,530	1,752,530			
A320672	Miami	FL		10/31/2021	06/10/2022	305,500							305,500	305,500			
A9132610	Los Angeles	CA		10/31/2021	06/22/2022	546,423							546,423	546,423			
A918017	Menlo Park	CA		06/01/2022	06/10/2022	2,732,548							2,732,548	2,732,548			
A271191	Belmont	NC		06/03/2022	08/19/2022	328,000							328,000	328,000			
A303192	Bremen	GA		11/22/2021	06/29/2022	37,100							37,100	37,100			
A321208	Lake Wales	FL		03/11/2022	07/15/2022	67,500							67,500	67,500			
A919848	Mojave	CA		04/07/2022	08/30/2022	158,400							158,400	158,400			
A919805	Escondido	CA		05/17/2022	08/26/2022	590,000							590,000	590,000			
A918052	Pasadena	CA		10/31/2021	08/19/2022	374,900							374,900	374,900			
A919711	San Diego	CA		07/08/2022	08/22/2022	1,045,433							1,045,433	1,045,433			
A430622	Shaker Heights	OH		10/31/2021	08/25/2022	160,320							160,320	160,320			
A850309	Tucson	AZ		10/31/2021	07/22/2022	153,750							153,750	153,750			
A271148	Whitsett	NC		06/30/2022	08/02/2022	217,800							217,800	217,800			
A271234	Winston Salem	NC		06/21/2022	07/13/2022	268,000							268,000	268,000			
A916842	Santa Clarita	CA		10/31/2021	08/31/2022	627,800							627,800	627,800			
A919918	San Diego	CA		06/02/2022	07/05/2022	570,000							570,000	570,000			
A850391	Gilbert	AZ		12/21/2021	06/22/2022	400,500							400,500	400,500			
A480421	Inkster	MI		10/31/2021	08/24/2022	268,378							268,378	268,378			
A918501	Pacoima	CA		06/27/2022	08/31/2022	690,000							690,000	690,000			
A730064	Moore	OK		10/31/2021	08/02/2022	99,900							99,900	99,900			
A270402	High Point	NC		10/31/2021	07/26/2022	164,250							164,250	164,250			
A270563	Charlotte	NC		12/22/2021	08/17/2022	264,000							264,000	264,000			
A271063	Kernersville	NC		04/25/2022	08/09/2022	288,000							288,000	288,000			
A919041	Crestline	CA		12/10/2021	06/17/2022	368,000							368,000	368,000			
A303152	Bonaire	GA		10/31/2021	08/09/2022	107,100							107,100	107,100			
A915949	Pacific Palisades	CA		10/31/2021	06/10/2022	4,947,551							4,947,551	4,947,551			
A270620	Raeftord	NC		02/25/2022	07/05/2022	162,000							162,000	162,000			
A919222	Los Angeles	CA		06/01/2022	07/29/2022	787,500							787,500	787,500			
A460079	New Chicago	IN		10/31/2021	08/08/2022	46,032							46,032	46,032			
A800095	Denver	CO		08/01/2022	08/03/2022	717,728							717,728	717,728			
A270758	Matthews	NC		03/11/2022	06/29/2022	332,000							332,000	332,000			

ANNUAL STATEMENT FOR THE YEAR 2022 OF THE AMERICAN EQUITY INVESTMENT LIFE INSURANCE COMPANY

SCHEDULE B - PART 3

Showing All Mortgage Loans DISPOSED, Transferred or Repaid During the Current Year

1	Location		4	5	6	7	Change in Book Value/Recorded Investment						14	15	16	17	18
	2	3					8	9	10	11	12	13					
Loan Number	City	State	Loan Type	Date Acquired	Disposal Date	Book Value/Recorded Investment Excluding Accrued Interest Prior Year	Unrealized Valuation Increase (Decrease)	Current Year's (Amortization) /Accretion	Current Year's Other-Than-Temporary Impairment Recognized	Capitalized Deferred Interest and Other	Total Change in Book Value (8+9-10+11)	Total Foreign Exchange Change in Book Value	Book Value/Recorded Investment Excluding Accrued Interest on Disposal	Consid-eration	Foreign Exchange Gain (Loss) on Disposal	Realized Gain (Loss) on Disposal	Total Gain (Loss) on Disposal
A270660	Charlotte	NC		02/25/2022	06/10/2022	244,000							244,000	244,000			
A320888	Saint Petersburg	FL		10/31/2021	08/23/2022	476,500							476,500	476,500			
A270950	Clayton	NC		04/12/2022	06/08/2022	296,000							296,000	296,000			
A321107	Jacksonville	FL		12/21/2021	08/03/2022	50,850							50,850	50,850			
A271187	Greensboro	NC		06/06/2022	08/04/2022	315,000							315,000	315,000			
A630419	Independence	MO		10/31/2021	06/14/2022	44,700							44,700	44,700			
A919715	Woodland	CA		03/14/2022	08/29/2022	272,000							272,000	272,000			
A270719	Charlotte	NC		02/28/2022	06/30/2022	185,976							185,976	185,976			
A918525	Oakland	CA		10/31/2021	06/07/2022	1,445,000							1,445,000	1,445,000			
A600452	Wilmette	IL		10/31/2021	08/09/2022	431,250							431,250	431,250			
A730070	Tulsa	OK		10/31/2021	08/01/2022	90,000							90,000	90,000			
A321048	Bradenton	FL		11/22/2021	06/06/2022	356,250							356,250	356,250			
A430693	Cleveland	OH		05/06/2022	08/31/2022	71,500							71,500	71,500			
A320952	Melbourne	FL		10/31/2021	06/13/2022	103,500							103,500	103,500			
A920099	Chula Vista	CA		04/21/2022	06/06/2022	550,000							550,000	550,000			
A916585	Sacramento	CA		10/31/2021	07/26/2022	202,500							202,500	202,500			
A350237	Arab	AL		05/24/2022	08/01/2022	89,200							89,200	89,200			
A920313	San Diego	CA		06/21/2022	07/14/2022	750,000							750,000	750,000			
A915927	Van Nuys	CA		10/31/2021	06/30/2022	2,002,226							2,002,226	2,002,226			
A210228	Locust Grove	VA		10/31/2021	06/09/2022	414,601							414,601	414,601			
A370289	Cleveland	TN		05/04/2022	06/24/2022	42,800							42,800	42,800			
A919300	Antioch	CA		12/30/2021	06/07/2022	361,800							361,800	361,800			
A270739	High Point	NC		03/14/2022	06/28/2022	204,000							204,000	204,000			
A303110	Decatur	GA		10/31/2021	06/16/2022	115,500							115,500	115,500			
A350145	Birmingham	AL		10/31/2021	06/21/2022	41,100							41,100	41,100			
A700044	New Orleans	LA		10/31/2021	07/12/2022	169,863							169,863	169,863			
A271076	Winston Salem	NC		05/16/2022	06/17/2022	292,000							292,000	292,000			
A917020	La Quinta	CA		10/31/2021	06/30/2022	1,181,777							1,181,777	1,181,777			
A919397	Spring Valley	CA		01/18/2022	07/27/2022	588,000							588,000	588,000			
A919393	Torrance	CA		01/18/2022	07/22/2022	652,500							652,500	652,500			
A321008	Melbourne	FL		10/31/2021	06/13/2022	179,991							179,991	179,991			
A917104	Sylmar	CA		10/31/2021	08/18/2022	600,000							600,000	600,000			
A321343	Lakeland	FL		05/24/2022	08/09/2022	234,000							234,000	234,000			
A980075	Seattle	WA		06/02/2022	06/10/2022	1,981,602							1,981,602	1,981,602			
A270603	Charlotte	NC		05/24/2022	08/04/2022	268,000							268,000	268,000			
A918537	Seal Beach	CA		10/31/2021	08/23/2022	720,000							720,000	720,000			
A600465	Berwyn	IL		10/31/2021	08/09/2022	253,575							253,575	253,575			
A880899	Henderson	NV		10/31/2021	06/06/2022	750,000							750,000	750,000			
A919901	Lancaster	CA		04/25/2022	07/05/2022	280,000							280,000	280,000			
A750985	Killeen	TX		02/10/2022	06/30/2022	91,630							91,630	91,630			
A918899	Escondido	CA		10/31/2021	08/16/2022	484,551							484,551	484,551			
A918368	Coulterville	CA		10/31/2021	07/20/2022	157,250							157,250	157,250			
A630418	Kansas City	MO		10/31/2021	06/21/2022	44,319							44,319	44,319			
A271210	Harrisburg	NC		06/16/2022	08/24/2022	273,750							273,750	273,750			
A630472	Kansas City	MO		10/31/2021	06/06/2022	99,964							99,964	99,964			
A350221	Prattville	AL		12/14/2021	06/23/2022	108,750							108,750	108,750			
A370154	Nashville	TN		10/31/2021	07/15/2022	340,000							340,000	340,000			
A270683	Charlotte	NC		02/15/2022	08/31/2022	260,000							260,000	260,000			
A271062	Kernersville	NC		06/07/2022	07/14/2022	248,000							248,000	248,000			
A980152	Seattle	WA		06/07/2022	06/22/2022	801,500							801,500	801,500			
A917568	Menifee	CA		10/31/2021	07/08/2022	286,000							286,000	286,000			

ANNUAL STATEMENT FOR THE YEAR 2022 OF THE AMERICAN EQUITY INVESTMENT LIFE INSURANCE COMPANY

SCHEDULE B - PART 3

Showing All Mortgage Loans DISPOSED, Transferred or Repaid During the Current Year

1	Location		4	5	6	7	Change in Book Value/Recorded Investment						14	15	16	17	18
	2	3					8	9	10	11	12	13					
Loan Number	City	State	Loan Type	Date Acquired	Disposal Date	Book Value/Recorded Investment Excluding Accrued Interest Prior Year	Unrealized Valuation Increase (Decrease)	Current Year's (Amortization) /Accretion	Current Year's Other-Than-Temporary Impairment Recognized	Capitalized Deferred Interest and Other	Total Change in Book Value (8+9-10+11)	Total Foreign Exchange Change in Book Value	Book Value/Recorded Investment Excluding Accrued Interest on Disposal	Consid-eration	Foreign Exchange Gain (Loss) on Disposal	Realized Gain (Loss) on Disposal	Total Gain (Loss) on Disposal
A918949	Los Angeles	CA		11/22/2021	06/29/2022	873,000							873,000	873,000			
A320932	Jacksonville	FL		10/31/2021	07/27/2022	81,000							81,000	81,000			
A630502	Kansas City	MO		12/16/2021	06/02/2022	52,210							52,210	52,210			
A750929	Austin	TX		10/31/2021	06/02/2022	382,500							382,500	382,500			
A918846	Carlsbad	CA		11/22/2021	06/13/2022	1,442,537							1,442,537	1,442,537			
A271124	Concord	NC		05/16/2022	07/13/2022	264,000							264,000	264,000			
A630451	Independence	MO		10/31/2021	06/06/2022	42,174							42,174	42,174			
A918507	Hidden Hills	CA		10/31/2021	07/18/2022	5,200,000							5,200,000	5,200,000			
A150213	Philadelphia	PA		10/31/2021	08/05/2022	532,800							532,800	532,800			
A919749	Oakhurst	CA		03/17/2022	07/11/2022	318,750							318,750	318,750			
A918815	Visalia	CA		10/31/2021	07/12/2022	150,750							150,750	150,750			
A271150	Mebane	NC		06/06/2022	07/13/2022	288,000							288,000	288,000			
A290120	Anderson	SC		05/18/2022	07/01/2022	74,700							74,700	74,700			
A918254	North Hollywood	CA		06/03/2022	07/28/2022	720,000							720,000	720,000			
A850325	Tucson	AZ		10/31/2021	08/09/2022	153,750							153,750	153,750			
A321255	Jacksonville	FL		04/15/2022	08/03/2022	67,500							67,500	67,500			
A630395	Grandview	MO		10/31/2021	07/19/2022	91,800							91,800	91,800			
A270970	Charlotte	NC		04/14/2022	06/21/2022	272,000							272,000	272,000			
A660102	Overland Park	KS		03/03/2022	06/17/2022	249,600							249,600	249,600			
A271212	Greensboro	NC		06/30/2022	08/02/2022	164,000							164,000	164,000			
A918389	Oakland	CA		10/31/2021	08/09/2022	1,039,942							1,039,942	1,039,942			
A630480	Warrensburg	MO		10/31/2021	08/31/2022	117,000							117,000	117,000			
A850207	Lake Havasu City	AZ		10/31/2021	06/01/2022	395,455							395,455	395,455			
A270435	Charlotte	NC		11/22/2021	07/01/2022	248,000							248,000	248,000			
A919737	San Diego	CA		03/04/2022	06/17/2022	714,500							714,500	714,500			
A303295	Rossville	GA		05/17/2022	08/29/2022	67,100							67,100	67,100			
A980242	Seattle	WA		06/22/2022	08/09/2022	680,000							680,000	680,000			
A920122	San Francisco	CA		04/21/2022	08/31/2022	1,575,000							1,575,000	1,575,000			
A321092	Jacksonville	FL		12/15/2021	07/12/2022	228,114							228,114	228,114			
A918508	South Pasadena	CA		10/31/2021	08/12/2022	1,623,032							1,623,032	1,623,032			
A920005	Escondido	CA		04/06/2022	07/22/2022	750,000							750,000	750,000			
A600451	South Holland	IL		10/31/2021	08/09/2022	173,625							173,625	173,625			
A916990	Los Angeles	CA		10/31/2021	06/29/2022	569,850							569,850	569,850			
A271080	Greensboro	NC		05/13/2022	06/28/2022	264,000							264,000	264,000			
A210320	Spotsylvania	VA		06/14/2022	07/22/2022	412,500							412,500	412,500			
A9183300	La Jolla	CA		10/31/2021	08/05/2022	237,100							237,100	237,100			
A914965	Los Angeles	CA		10/31/2021	06/01/2022	2,787,200							2,787,200	2,787,200			
A918807	Lawndale	CA		10/31/2021	06/30/2022	562,500							562,500	562,500			
A271091	Statesville	NC		05/20/2022	08/15/2022	154,980							154,980	154,980			
A914514	Los Angeles	CA		10/31/2021	08/15/2022	1,375,000							1,375,000	1,375,000			
A920136	Lancaster	CA		04/26/2022	07/11/2022	243,500							243,500	243,500			
A881059	North Las Vegas	NV		03/11/2022	07/11/2022	373,500							373,500	373,500			
A918080	Garden Grove	CA		10/31/2021	06/15/2022	747,000							747,000	747,000			
A270956	Charlotte	NC		04/14/2022	06/21/2022	272,000							272,000	272,000			
A370340	Chattanooga	TN		06/09/2022	07/18/2022	110,400							110,400	110,400			
A920451	San Diego	CA		06/17/2022	07/21/2022	335,000							335,000	335,000			
A600444	Homewood	IL		10/31/2021	08/12/2022	206,250							206,250	206,250			
A630441	Belton	MO		10/31/2021	06/07/2022	161,250							161,250	161,250			
A916995	Los Angeles	CA		10/31/2021	08/03/2022	1,438,800							1,438,800	1,438,800			
A321291	Jacksonville	FL		05/16/2022	08/24/2022	439,200							439,200	439,200			
A920040	San Jose	CA		07/01/2022	08/01/2022	1,372,171							1,372,171	1,372,171			

ANNUAL STATEMENT FOR THE YEAR 2022 OF THE AMERICAN EQUITY INVESTMENT LIFE INSURANCE COMPANY

SCHEDULE B - PART 3

Showing All Mortgage Loans DISPOSED, Transferred or Repaid During the Current Year

1	Location		4	5	6	7	Change in Book Value/Recorded Investment						14	15	16	17	18
	2	3					8	9	10	11	12	13					
Loan Number	City	State	Loan Type	Date Acquired	Disposal Date	Book Value/ Recorded Investment Excluding Accrued Interest Prior Year	Unrealized Valuation Increase (Decrease)	Current Year's (Amortization) /Accretion	Current Year's Other- Than- Temporary Impairment Recognized	Capitalized Deferred Interest and Other	Total Change in Book Value (8+9-10+11)	Total Foreign Exchange Change in Book Value	Book Value/ Recorded Investment Excluding Accrued Interest on Disposal	Consid- eration	Foreign Exchange Gain (Loss) on Disposal	Realized Gain (Loss) on Disposal	Total Gain (Loss) on Disposal
A980221	Covington	WA		04/05/2022	07/26/2022	315,000							315,000	315,000			
A321252	Orlando	FL		07/06/2022	08/19/2022	256,000							256,000	256,000			
A980162	Seattle	WA		06/02/2022	06/10/2022	1,029,537							1,029,537	1,029,537			
A919739	Spring Valley	CA		03/08/2022	06/08/2022	520,000							520,000	520,000			
A271089	Charlotte	NC		08/11/2022	08/31/2022	368,000							368,000	368,000			
A321287	Lakeland	FL		05/19/2022	08/26/2022	342,000							342,000	342,000			
A271175	Charlotte	NC		05/31/2022	07/25/2022	320,000							320,000	320,000			
A321167	Jacksonville	FL		02/14/2022	08/03/2022	55,800							55,800	55,800			
A919801	Oceanside	CA		03/08/2022	06/02/2022	778,000							778,000	778,000			
A270981	Winston-Salem	NC		04/25/2022	06/02/2022	256,000							256,000	256,000			
A630452	Independence	MO		11/22/2021	06/06/2022	77,500							77,500	77,500			
A916509	Los Angeles	CA		06/07/2022	08/05/2022	765,000							765,000	765,000			
A919722	San Diego	CA		06/15/2022	08/02/2022	859,477							859,477	859,477			
A500035	West Des Moines	IA		10/31/2021	06/17/2022	120,000							120,000	120,000			
A919088	Yucca Valley	CA		12/14/2021	06/03/2022	232,000							232,000	232,000			
A917776	Los Angeles	CA		10/31/2021	06/17/2022	2,664,375							2,664,375	2,664,375			
A916452	Los Angeles	CA		06/17/2022	08/16/2022	836,999							836,999	836,999			
A350231	Montgomery	AL		05/31/2022	08/19/2022	111,510							111,510	111,510			
A271075	Shelby	NC		04/28/2022	07/12/2022	86,450							86,450	86,450			
A271140	Pfafftown	NC		06/21/2022	07/13/2022	268,000							268,000	268,000			
A321239	Lakeland	FL		04/20/2022	08/25/2022	180,000							180,000	180,000			
A919534	Sacramento	CA		02/18/2022	06/01/2022	344,500							344,500	344,500			
A430546	South Euclid	OH		10/31/2021	07/05/2022	131,250							131,250	131,250			
A917100	Los Angeles	CA		06/01/2022	08/01/2022	3,504,728							3,504,728	3,504,728			
A270737	Charlotte	NC		02/18/2022	06/21/2022	184,500							184,500	184,500			
A920296	San Diego	CA		05/23/2022	08/08/2022	1,185,000							1,185,000	1,185,000			
A920280	Oceanside	CA		06/22/2022	08/11/2022	448,000							448,000	448,000			
A350193	Montgomery	AL		10/31/2021	08/24/2022	65,700							65,700	65,700			
A920008	Escondido	CA		04/15/2022	06/03/2022	545,000							545,000	545,000			
A430594	Wickliffe	OH		10/31/2021	06/13/2022	131,250							131,250	131,250			
A320853	Temple Terrace	FL		10/31/2021	08/26/2022	252,000							252,000	252,000			
A271002	Greensboro	NC		04/26/2022	07/22/2022	180,000							180,000	180,000			
A916006	San Francisco	CA		10/31/2021	07/21/2022	1,350,000							1,350,000	1,350,000			
A919510	Sherman Oaks	CA		07/01/2022	07/15/2022	1,084,171							1,084,171	1,084,171			
A920279	San Diego	CA		06/02/2022	08/05/2022	600,000							600,000	600,000			
A917476	Merced	CA		10/31/2021	06/24/2022	144,118							144,118	144,118			
A917773	Fairfield	CA		10/31/2021	08/09/2022	287,000							287,000	287,000			
A271215	Raleigh	NC		06/16/2022	08/04/2022	300,000							300,000	300,000			
A918084	Los Angeles	CA		06/01/2022	06/10/2022	1,984,864							1,984,864	1,984,864			
A370231	Nashville	TN		11/22/2021	07/29/2022	324,150							324,150	324,150			
A270292	Charlotte	NC		10/31/2021	07/05/2022	212,625							212,625	212,625			
A918221	Newark	CA		10/31/2021	08/22/2022	606,600							606,600	606,600			
A321381	Deland	FL		06/13/2022	07/26/2022	162,000							162,000	162,000			
A271139	Kernersville	NC		06/02/2022	07/29/2022	280,000							280,000	280,000			
A919883	San Diego	CA		03/17/2022	06/30/2022	880,000							880,000	880,000			
A270396	Charlotte	NC		10/31/2021	07/18/2022	175,455							175,455	175,455			
A321006	Jacksonville	FL		10/31/2021	07/13/2022	41,393							41,393	41,393			
A380041	Jackson	MS		10/31/2021	08/31/2022	18,100							18,100	18,100			
R2004956334	Snellville	GA		07/22/2021	12/15/2022	297,455							297,455	297,455			
R2004955561	Rockwall	TX		07/22/2021	12/15/2022	268,831							268,831	268,831			
R2004955572	Rockwall	TX		07/22/2021	12/15/2022	216,054							216,054	216,054			

ANNUAL STATEMENT FOR THE YEAR 2022 OF THE AMERICAN EQUITY INVESTMENT LIFE INSURANCE COMPANY

SCHEDULE B - PART 3

Showing All Mortgage Loans DISPOSED, Transferred or Repaid During the Current Year

1	Location		4	5	6	7	Change in Book Value/Recorded Investment						14	15	16	17	18
	2	3					8	9	10	11	12	13					
Loan Number	City	State	Loan Type	Date Acquired	Disposal Date	Book Value/Recorded Investment Excluding Accrued Interest Prior Year	Unrealized Valuation Increase (Decrease)	Current Year's (Amortization) /Accretion	Current Year's Other-Than-Temporary Impairment Recognized	Capitalized Deferred Interest and Other	Total Change in Book Value (8+9-10+11)	Total Foreign Exchange Change in Book Value	Book Value/Recorded Investment Excluding Accrued Interest on Disposal	Consid-eration	Foreign Exchange Gain (Loss) on Disposal	Realized Gain (Loss) on Disposal	Total Gain (Loss) on Disposal
P2009021593	Union	NJ		06/29/2021	08/12/2022	240,136		(192)			(192)		239,944	226,443		(13,501)	(13,501)
P2009020278	Raleigh	NC		12/30/2020	05/13/2022	397,914		(165)			(165)		397,749	377,096		(20,653)	(20,653)
P2009020189	Boerne	TX		12/16/2020	01/14/2022	1,043,779		(11)			(11)		1,043,768	1,018,908		(24,860)	(24,860)
P2009020091	Beverly Hills	CA		12/18/2020	02/14/2022	1,009,400		(464)			(464)		1,008,935	972,106		(36,830)	(36,830)
P2009020221	Santa Barbara	CA		12/30/2020	12/15/2022	776,746		(823)			(823)		775,924	740,575		(35,348)	(35,348)
P1911016023	Mesa	AZ		06/25/2020	08/12/2022	247,222		(2,808)			(2,808)		244,414	258,217		13,804	13,804
P5211215662	Cape Coral	FL		03/09/2022	04/14/2022	239,366		(11)			(11)		239,355	234,500		(4,855)	(4,855)
P2009020347	PASADENA	MD		12/30/2020	09/15/2022	2,545,846		(26,556)			(26,556)		2,519,290	2,480,000		(39,290)	(39,290)
P2009020055	Glenn Heights	TX		12/16/2020	04/14/2022	227,345		(35)			(35)		227,310	220,850		(6,460)	(6,460)
P2001017357	Folly Beach	SC		06/25/2020	01/14/2022	519,811		1			1		519,812	530,142		10,330	10,330
P2009020538	CLEARFIELD	UT		02/09/2021	05/13/2022	323,559		(64)			(64)		323,494	315,059		(8,435)	(8,435)
P2001017121	Cypress	TX		06/25/2020	06/14/2022	613,450		64			64		613,514	625,744		12,230	12,230
P2009023726	York	PA		03/30/2022	09/15/2022	105,491		(11)			(11)		105,481	104,447		(1,034)	(1,034)
P4220216352	Charlotte	NC		04/20/2022	12/15/2022	106,412		(106)			(106)		106,306	99,450		(6,855)	(6,855)
P2009020496	PITTSBURGH	PA		01/27/2021	05/13/2022	268,863		(63)			(63)		268,800	259,934		(8,866)	(8,866)
P4200110334	Chatsworth	CA		06/25/2020	02/14/2022	481,983		22			22		482,005	491,483		9,478	9,478
P2009021417	Wilmingtion	DE		05/28/2021	07/15/2022	196,111		(138)			(138)		195,973	184,732		(11,241)	(11,241)
P2009021435	New York	NY		05/28/2021	01/14/2022	3,641,184		(3,703)			(3,703)		3,637,481	3,472,295		(165,186)	(165,186)
P2009020530	Irvine	CA		02/24/2021	03/14/2022	1,633,081		(64)			(64)		1,633,017	1,601,300		(31,717)	(31,717)
P2009022113	Boca Raton	FL		08/17/2021	06/14/2022	261,746		(152)			(152)		261,594	247,059		(14,535)	(14,535)
P2009021470	Delray Beach	FL		05/28/2021	01/14/2022	168,524		(4)			(4)		168,520	158,741		(9,779)	(9,779)
P4220417832	Denver	CO		05/18/2022	09/15/2022	1,434,412		(536)			(536)		1,433,876	1,347,194		(86,682)	(86,682)
P2009021620	Long Island City	NY		06/29/2021	06/14/2022	415,306		(3,042)			(3,042)		412,265	394,540		(17,725)	(17,725)
P2009020576	HENRICO	VA		02/24/2021	02/14/2022	149,643		(10)			(10)		149,633	145,660		(3,973)	(3,973)
P5220116041	Wonder Lake	IL		05/18/2022	09/15/2022	277,157		(101)			(101)		277,056	264,537		(12,518)	(12,518)
P4200110287	Atlanta	GA		06/25/2020	08/12/2022	297,833		90			90		297,922	303,694		5,772	5,772
P1911015883	Central Islip	NY		06/25/2020	10/17/2022	174,878		259			259		175,137	178,596		3,459	3,459
P2009020280	Vancouver	WA		12/30/2020	03/14/2022	398,030		(88)			(88)		397,942	377,192		(20,750)	(20,750)
P2009020304	Passaic	NJ		12/30/2020	07/15/2022	222,274		(145)			(145)		222,128	210,657		(11,471)	(11,471)
P2009020426	Roxbury	CT		01/29/2021	03/14/2022	646,683		(144)			(144)		646,539	613,644		(32,894)	(32,894)
P2009020261	Glendale	CA		12/30/2020	02/14/2022	1,271,462		(171)			(171)		1,271,291	1,205,238		(66,053)	(66,053)
P2009021933	Glendora	CA		07/30/2021	03/14/2022	599,333		(1,953)			(1,953)		597,381	569,867		(27,514)	(27,514)
P2009023586	Wall Township	NJ		04/20/2022	11/15/2022	505,281		(423)			(423)		504,859	473,491		(31,368)	(31,368)
P2009021892	San Francisco	CA		07/30/2021	01/14/2022	935,143		(20)			(20)		935,123	883,742		(51,381)	(51,381)
P2009021587	Temecula	CA		06/29/2021	02/14/2022	330,520		(46)			(46)		330,474	311,691		(18,783)	(18,783)
P2009021557	Pinecrest	FL		06/29/2021	06/14/2022	1,568,976		(927)			(927)		1,568,050	1,479,524		(88,526)	(88,526)
P1911015951	Sarasota	FL		06/25/2020	04/14/2022	729,205		86			86		729,291	743,640		14,349	14,349
P2009020283	Area Of Woodland Hills	CA		12/30/2020	01/14/2022	1,134,900		(24)			(24)		1,134,876	1,075,572		(59,304)	(59,304)
P2002017867	Sun City Center	FL		06/25/2020	03/14/2022	104,298		9			9		104,307	106,355		2,048	2,048
P5211215448	LOS ANGELES	CA		03/30/2022	08/12/2022	756,219		(227)			(227)		755,992	726,261		(29,731)	(29,731)
P2009021370	Stateline	NV		05/28/2021	09/15/2022	854,939		(466)			(466)		854,473	805,000		(49,473)	(49,473)
P1911015669	Mission Viejo	CA		06/25/2020	04/14/2022	579,569		74			74		579,643	590,999		11,356	11,356
P1912016435	Porter Ranch	CA		06/25/2020	03/14/2022	1,227,195		(2,963)			(2,963)		1,224,232	1,273,072		48,840	48,840
P2009022095	Los Angeles	CA		08/17/2021	07/15/2022	1,570,918		(1,089)			(1,089)		1,569,829	1,482,760		(87,069)	(87,069)
P4190706220	Millsboro	DE		06/25/2020	06/14/2022	259,503		50			50		259,553	264,726		5,173	5,173
P2009020225	Surprise	AZ		12/30/2020	03/14/2022	199,852		(26)			(26)		199,826	190,529		(9,297)	(9,297)
P2009020331	Wellington	FL		01/14/2021	01/14/2022	1,445,323		(18)			(18)		1,445,305	1,407,334		(37,971)	(37,971)
P2009020219	Indio	CA		12/30/2020	07/15/2022	344,342		(52)			(52)		344,290	328,032		(16,258)	(16,258)
P2009020488	Denver	CO		01/14/2021	04/14/2022	806,572		(3,610)			(3,610)		802,962	789,330		(13,633)	(13,633)
P2009020469	CLEARWATER	FL		01/27/2021	01/14/2022	563,499		(7)			(7)		563,492	548,716		(14,776)	(14,776)
P4191209305	Washington	DC		01/14/2022	05/13/2022	130,890		(218)		11,045	10,827		130,672	133,300		2,628	2,628

ANNUAL STATEMENT FOR THE YEAR 2022 OF THE AMERICAN EQUITY INVESTMENT LIFE INSURANCE COMPANY

SCHEDULE B - PART 3

Showing All Mortgage Loans DISPOSED, Transferred or Repaid During the Current Year

1	Location		4	5	6	7	Change in Book Value/Recorded Investment						14	15	16	17	18
	2	3					8	9	10	11	12	13					
Loan Number	City	State	Loan Type	Date Acquired	Disposal Date	Book Value/ Recorded Investment Excluding Accrued Interest Prior Year	Unrealized Valuation Increase (Decrease)	Current Year's (Amortization) /Accretion	Current Year's Other- Than- Temporary Impairment Recognized	Capitalized Deferred Interest and Other	Total Change in Book Value (8+9-10+11)	Total Foreign Exchange Change in Book Value	Book Value/ Recorded Investment Excluding Accrued Interest on Disposal	Consid- eration	Foreign Exchange Gain (Loss) on Disposal	Realized Gain (Loss) on Disposal	Total Gain (Loss) on Disposal
P2009023064	Lakewood	WA		04/14/2022	11/15/2022	1,028,709		(464)			(464)		1,028,245	991,570		(36,676)	(36,676)
P2009022077	Redwood City	CA		08/17/2021	05/13/2022	1,185,847		(307)			(307)		1,185,540	1,119,000		(66,540)	(66,540)
P2009023071	Coral Springs	FL		12/28/2021	10/17/2022	945,596		(640)			(640)		944,956	911,427		(33,528)	(33,528)
P1912016817	Addison	TX		06/25/2020	04/14/2022	159,028		19			19		159,047	162,178		3,132	3,132
P1912016877	Menlo Park	CA		06/25/2020	01/14/2022	2,349,054		(84)			(84)		2,348,970	2,400,000		51,030	51,030
P2009021393	Dallas	TX		05/28/2021	03/14/2022	1,791,368		(572)			(572)		1,790,796	1,687,500		(103,296)	(103,296)
P2009022042	HOLLYWOOD	FL		08/17/2021	06/14/2022	200,412		(128)			(128)		200,284	188,962		(11,323)	(11,323)
P2009020005	Sandy	UT		12/30/2020	12/15/2022	874,792		(110)			(110)		874,681	861,973		(12,708)	(12,708)
P2009020281	Birmingham	AL		12/30/2020	11/15/2022	905,788		(995)			(995)		904,793	858,476		(46,316)	(46,316)
P2009022136	Spring	TX		08/17/2021	04/14/2022	87,782		(210)			(210)		87,572	83,124		(4,448)	(4,448)
P2009021896	Draper	UT		07/30/2021	03/14/2022	2,077,727		(501)			(501)		2,077,226	1,963,510		(113,716)	(113,716)
P2009020328	Beaumont	CA		01/14/2021	02/14/2022	283,847		(18)			(18)		283,828	275,752		(8,076)	(8,076)
P2001017566	Lake Havasu City	AZ		06/25/2020	02/14/2022	161,557		(96)			(96)		161,461	165,968		4,507	4,507
P2009023826	Knightdale	NC		05/04/2022	09/15/2022	277,325					(128)		277,197	260,399		(16,798)	(16,798)
P4191109039	Costa Mesa	CA		06/25/2020	05/13/2022	1,276,802		2,259			2,259		1,279,060	1,291,880		12,819	12,819
P2009022119	Middletown	DE		08/17/2021	06/14/2022	312,824		(1,673)			(1,673)		311,151	296,409		(14,741)	(14,741)
P2009021404	Miami	FL		05/28/2021	02/14/2022	123,780		(17)			(17)		123,763	116,575		(7,188)	(7,188)
P2009020394	Los Angeles	CA		01/29/2021	01/14/2022	981,035		(20)			(20)		981,015	930,926		(50,089)	(50,089)
P4200110022	Great Meadows	NJ		06/25/2020	04/14/2022	184,640		20			20		184,660	188,310		3,650	3,650
P2009020395	Lake Hughes	CA		01/29/2021	10/17/2022	332,875		(295)			(295)		332,580	315,873		(16,707)	(16,707)
P2009021591	Charlevoix	MI		06/29/2021	10/17/2022	3,182,410		(2,035)			(2,035)		3,180,374	2,999,900		(180,475)	(180,475)
P2009020074	Point Pleasant	NJ		12/18/2020	11/15/2022	310,165		(269)			(269)		309,896	297,830		(12,066)	(12,066)
P2009021348	Sunny Isles Beach	FL		05/28/2021	06/14/2022	522,379		(317)			(317)		522,062	492,086		(29,976)	(29,976)
P2009021895	Sandpoint	ID		07/30/2021	01/14/2022	368,202		(8)			(8)		368,195	347,967		(20,228)	(20,228)
P2009022098	Philadelphia	PA		08/17/2021	04/14/2022	276,228		(99)			(99)		276,130	260,728		(15,401)	(15,401)
P2009021416	Laguna Niguel	CA		05/28/2021	12/15/2022	800,783		(582)			(582)		800,200	754,000		(46,200)	(46,200)
P2009020071	Valley Village	CA		12/18/2020	06/14/2022	461,032		(2,348)			(2,348)		458,684	444,424		(14,260)	(14,260)
P2009021911	Seattle	WA		07/30/2021	01/14/2022	570,251		(291)			(291)		569,961	541,759		(28,202)	(28,202)
P4211215272	Victorville	CA		03/09/2022	04/14/2022	184,720		207	221		(14)		184,706	179,558		(5,148)	(5,148)
P2009020487	Los Angeles	CA		01/14/2021	04/14/2022	48,559		101			101		48,661	47,000		(1,661)	(1,661)
P2009021622	Orlando	FL		06/29/2021	07/15/2022	155,933		145			145		156,078	146,890		(9,188)	(9,188)
P2009021330	Cupertino	CA		05/28/2021	04/14/2022	926,841		(353)			(353)		926,488	873,115		(53,372)	(53,372)
P2009020410	Greenville	NY		01/29/2021	05/13/2022	264,281		(112)			(112)		264,169	250,782		(13,387)	(13,387)
P2009020109	Valley Stream	NY		12/18/2020	09/15/2022	1,453		(51)			(51)		1,402	1,402			
P2009020197	Riverview	FL		12/30/2020	01/14/2022	255,391		(3)			(3)		255,388	247,540		(7,848)	(7,848)
P2009020625	Taylor	AZ		03/26/2021	03/14/2022	179,212		(9)			(9)		179,203	173,600		(5,603)	(5,603)
P2009021879	Seminole	OK		07/30/2021	10/17/2022	12,726		(123)			(123)		12,603	12,132		(471)	(471)
P2009020422	Saint Albans	NY		01/29/2021	06/14/2022	687,103		(5,130)			(5,130)		681,972	655,535		(26,437)	(26,437)
P2009020202	Orlando	FL		12/30/2020	07/15/2022	108,383		(65)			(65)		108,318	103,319		(4,999)	(4,999)
P2009020368	Brooklyn	NY		01/29/2021	03/14/2022	1,555,699		(353)			(353)		1,555,346	1,476,257		(79,089)	(79,089)
P2009021410	Albany	NY		05/28/2021	05/13/2022	123,985		(59)			(59)		123,926	116,715		(7,211)	(7,211)
P2008802565	Agoura Hills	CA		08/14/2020	01/14/2022	1,498,800							1,498,800	1,498,800			
P2009020444	OAKLAND	CA		01/14/2021	01/14/2022	499,036		(8)			(8)		499,029	487,009		(12,019)	(12,019)
P2009020131	Forest Hills	NY		12/18/2020	06/14/2022	29		11			11		40	28		(12)	(12)
P2009021897	Greenbrae	CA		07/30/2021	05/13/2022	1,046,014		(472)			(472)		1,045,542	988,506		(57,036)	(57,036)
P2009021546	Saint Helens	OR		06/29/2021	04/14/2022	489,328		(2,276)			(2,276)		487,052	464,861		(22,191)	(22,191)
P2009021353	Cherry Hill	NJ		05/28/2021	07/15/2022	196,904		(371)			(371)		196,533	185,770		(10,763)	(10,763)
P4200109926	Folsom	CA		06/25/2020	02/14/2022	495,833		22			22		495,855	505,610		9,755	9,755
P2009020489	Covington	GA		01/14/2021	01/14/2022	304,173		(4)			(4)		304,169	294,821		(9,348)	(9,348)
P4191007952	New Smyrna Beach	FL		06/25/2020	08/12/2022	358,129		108			108		358,236	365,160		6,924	6,924
P5220216785	Hollywood	FL		04/20/2022	12/15/2022	378,162		(286)			(286)		377,876	361,103		(16,773)	(16,773)

ANNUAL STATEMENT FOR THE YEAR 2022 OF THE AMERICAN EQUITY INVESTMENT LIFE INSURANCE COMPANY

SCHEDULE B - PART 3

Showing All Mortgage Loans DISPOSED, Transferred or Repaid During the Current Year

1	Location		4	5	6	7	Change in Book Value/Recorded Investment						14	15	16	17	18
	2	3					8	9	10	11	12	13					
Loan Number	City	State	Loan Type	Date Acquired	Disposal Date	Book Value/Recorded Investment Excluding Accrued Interest Prior Year	Unrealized Valuation Increase (Decrease)	Current Year's (Amortization) /Accretion	Current Year's Other-Than-Temporary Impairment Recognized	Capitalized Deferred Interest and Other	Total Change in Book Value (8+9-10+11)	Total Foreign Exchange Change in Book Value	Book Value/Recorded Investment Excluding Accrued Interest on Disposal	Consid-eration	Foreign Exchange Gain (Loss) on Disposal	Realized Gain (Loss) on Disposal	Total Gain (Loss) on Disposal
P2009020612	Tomball	TX		03/12/2021	05/13/2022	323,650		(90)			(90)		323,560	312,911		(10,649)	(10,649)
P2009021890	Syosset	NY		07/30/2021	03/14/2022	1,037,344		(267)			(267)		1,037,076	980,368		(56,708)	(56,708)
P2009020354	Pembroke Pines	FL		01/29/2021	07/15/2022	303,546		(197)			(197)		303,349	288,047		(15,302)	(15,302)
P2009021571	Lancaster	NY		06/29/2021	11/15/2022	228,466		(270)			(270)		228,196	215,442		(12,753)	(12,753)
P2009020440	San Diego	CA		01/14/2021	01/14/2022	1,083,962		(12)			(12)		1,083,950	1,058,121		(25,830)	(25,830)
P2009021385	Yonkers	NY		05/28/2021	04/14/2022	412,123		(152)			(152)		411,971	388,211		(23,759)	(23,759)
P2009020305	Mystic	CT		12/30/2020	05/13/2022	244,602		(100)			(100)		244,502	231,791		(12,712)	(12,712)
P5220216496	Racine	WI		05/04/2022	10/17/2022	212,260		(131)			(131)		212,129	199,305		(12,823)	(12,823)
P4220216249	Miami	FL		03/30/2022	06/14/2022	900,230		(176)			(176)		900,054	870,179		(29,876)	(29,876)
P2001017319	Apple Valley	CA		06/25/2020	03/14/2022	127,630		10			10		127,640	130,161		2,521	2,521
P2009020078	Brooklyn	NY		12/18/2020	04/14/2022	759,224		(270)			(270)		758,954	729,256		(29,698)	(29,698)
P2009021885	Las Vegas	NV		07/30/2021	06/14/2022	295,672		(167)			(167)		295,504	279,416		(16,088)	(16,088)
P4191108643	Orchard Lake	MI		06/25/2020	07/15/2022	413,165		67			67		413,233	421,456		8,223	8,223
P2009020163	Washington	DC		12/30/2020	04/14/2022	286,061		(54)			(54)		286,007	276,581		(9,425)	(9,425)
P2009020066	Brooklyn	NY		12/18/2020	02/14/2022	1,400,795		(142)			(142)		1,400,653	1,345,120		(55,533)	(55,533)
P2009020290	Torrance	CA		12/30/2020	01/14/2022	576,149		(12)			(12)		576,137	546,064		(30,073)	(30,073)
P2002017901	Huntington Beach	CA		06/25/2020	03/14/2022	1,065,585		(505)			(505)		1,065,080	1,090,823		25,743	25,743
P2009020317	Indio	CA		12/30/2020	01/14/2022	409,523		(8)			(8)		409,514	387,800		(21,714)	(21,714)
P2009020329	PORT ORANGE	FL		01/14/2021	02/14/2022	299,654		(17)			(17)		299,637	291,796		(7,841)	(7,841)
P1912016726	Phoenix	AZ		06/25/2020	07/15/2022	131,220		(1,029)			(1,029)		130,190	136,271		6,081	6,081
P2009020160	Newport Coast	CA		12/16/2020	01/14/2022	1,228,553		(6)			(6)		1,228,547	1,218,000		(10,547)	(10,547)
P2009022111	Chula Vista	CA		08/17/2021	06/14/2022	885,140		(520)			(520)		884,620	835,478		(49,142)	(49,142)
P2009022100	Discovery Bay	CA		08/17/2021	04/14/2022	942,791		(340)			(340)		942,450	889,736		(52,714)	(52,714)
P1912016915	Lake Wales	FL		06/25/2020	11/15/2022	95,874		31			31		95,904	97,788		1,884	1,884
P2009022106	Providence	RI		08/17/2021	09/15/2022	163,766		(153)			(153)		163,612	154,577		(9,035)	(9,035)
P2009021921	Naples	FL		07/30/2021	05/13/2022	497,586		(225)			(225)		497,361	470,203		(27,157)	(27,157)
P1912016827	Farmers Branch	TX		06/25/2020	04/14/2022	169,102		20			20		169,122	172,452		3,330	3,330
P2009021383	Hamilton	NJ		05/28/2021	05/13/2022	83,490		(312)			(312)		83,178	74,783		(8,395)	(8,395)
P4200210519	Tyler	TX		06/25/2020	06/14/2022	603,863		231			231		604,094	616,258		12,164	12,164
P2009020115	San Jose	CA		12/18/2020	06/14/2022	90,591		(340)			(340)		90,251	87,619		(2,631)	(2,631)
P2009022131	Hayward	CA		08/17/2021	03/14/2022	899,112		(220)			(220)		898,892	848,661		(50,231)	(50,231)
P2009020641	Friendswood	TX		04/09/2021	05/13/2022	157,480		(44)			(44)		157,436	152,247		(5,189)	(5,189)
P1912016305	Chandler	AZ		06/25/2020	02/14/2022	318,384		15			15		318,398	324,650		6,251	6,251
P2009020648	Rancho Cucamonga	CA		04/09/2021	04/14/2022	1,385		(48)			(48)		1,336	1,336			
P2009020075	Tracy	CA		12/18/2020	09/15/2022	1,278		(58)			(58)		1,219	1,219			
P2009020524	HIGHLAND PARK	IL		02/02/2021	06/14/2022	397,026		(100)			(100)		396,927	386,607		(10,320)	(10,320)
P2009020594	Spring	TX		02/24/2021	03/14/2022	1,147,556		(2,853)			(2,853)		1,144,704	1,129,332		(15,372)	(15,372)
P2002802504	Los Angeles	CA		06/25/2020	11/15/2022	1,243,445		(18,485)			(18,485)		1,224,961	1,295,000		70,039	70,039
P2009020171	Oakland	CA		12/30/2020	02/14/2022	391,649		(24)			(24)		391,625	381,397		(10,228)	(10,228)
P2009021607	Brooklyn	NY		06/29/2021	06/14/2022	1,131,362		(6,592)			(6,592)		1,124,770	1,073,012		(51,757)	(51,757)
P2009020346	QUEEN CREEK	AZ		12/30/2020	05/13/2022	380,001		(162)			(162)		379,839	357,248		(22,591)	(22,591)
P2009020048	San Francisco	CA		12/16/2020	01/14/2022	1,383,876		(12)			(12)		1,383,864	1,357,000		(26,864)	(26,864)
P2009023453	Toms River	NJ		04/06/2022	11/15/2022	266,937		(163)			(163)		266,775	253,818		(12,957)	(12,957)
P2009022065	Colonia	NJ		08/17/2021	04/14/2022	623,184		(2,489)			(2,489)		620,694	590,944		(29,750)	(29,750)
P2009021570	Manhasset	NY		06/29/2021	08/12/2022	1,357,795		(1,108)			(1,108)		1,356,687	1,280,395		(76,292)	(76,292)
P2009020639	Riverside	CA		03/26/2021	01/14/2022	947,427		(11)			(11)		947,417	920,000		(27,417)	(27,417)
P2009021594	Colts Neck	NJ		06/29/2021	04/14/2022	733,994		(272)			(272)		733,722	692,149		(41,574)	(41,574)
P2009020449	WASHINGTON	DC		01/14/2021	05/13/2022	367,948		(87)			(87)		367,861	355,749		(12,112)	(12,112)
P2009023458	San Antonio	TX		04/06/2022	11/15/2022	229,706		(153)			(153)		229,553	218,937		(10,616)	(10,616)
P2009021372	Manhasset	NY		05/28/2021	09/15/2022	305		(12)			(12)		293	289		(4)	(4)
P2009020169	Fort Lee	NJ		12/30/2020	02/14/2022	423,760		(28)			(28)		423,732	411,693		(12,039)	(12,039)

ANNUAL STATEMENT FOR THE YEAR 2022 OF THE AMERICAN EQUITY INVESTMENT LIFE INSURANCE COMPANY

SCHEDULE B - PART 3

Showing All Mortgage Loans DISPOSED, Transferred or Repaid During the Current Year

1	Location		4	5	6	7	Change in Book Value/Recorded Investment						14	15	16	17	18
	2	3					8	9	10	11	12	13					
Loan Number	City	State	Loan Type	Date Acquired	Disposal Date	Book Value/Recorded Investment Excluding Accrued Interest Prior Year	Unrealized Valuation Increase (Decrease)	Current Year's (Amortization) /Accretion	Current Year's Other-Than-Temporary Impairment Recognized	Capitalized Deferred Interest and Other	Total Change in Book Value (8+9-10+11)	Total Foreign Exchange Change in Book Value	Book Value/Recorded Investment Excluding Accrued Interest on Disposal	Consid-eration	Foreign Exchange Gain (Loss) on Disposal	Realized Gain (Loss) on Disposal	Total Gain (Loss) on Disposal
P2001017237	Moorpark	CA		06/25/2020	02/14/2022	301,835		13			13		301,848	307,804		5,955	5,955
P2009020472	HUTTO	TX		02/09/2021	07/15/2022	260,011		(42)					259,969	256,236		(3,733)	(3,733)
P4191008248	Bonita	CA		06/25/2020	06/14/2022	623,149		120			120		623,269	635,409		12,140	12,140
P2009020223	Spring	TX		12/30/2020	03/14/2022	336,519		(67)			(67)		336,452	320,820		(15,632)	(15,632)
P2009023343	Milford	CT		03/09/2022	06/14/2022	234,581		(79)			(79)		234,502	220,006		(14,496)	(14,496)
P2009020172	Collinsville	TX		12/16/2020	04/14/2022	410,028		(65)			(65)		409,964	399,295		(10,669)	(10,669)
P2009023688	Charlotte	NC		03/30/2022	09/15/2022	266,640		(11)			(11)		266,629	264,000		(2,629)	(2,629)
P2009021923	Bronx	NY		07/30/2021	08/12/2022	40,487		(177)			(177)		40,310	38,261		(2,049)	(2,049)
P2009020579	MAGNA	UT		02/24/2021	01/14/2022	214,594		(2)			(2)		214,592	208,964		(5,628)	(5,628)
P2002017990	La Puente	CA		06/25/2020	04/14/2022	507,411		58			58		507,468	517,470		10,002	10,002
P2009020382	Bayonne	NJ		01/29/2021	06/14/2022	481,498		(249)			(249)		481,250	456,887		(24,362)	(24,362)
P2009020540	LA QUINTA	CA		02/09/2021	04/14/2022	795,401		(122)			(122)		795,278	774,507		(20,771)	(20,771)
P2009020009	Santa Monica	CA		12/16/2020	01/14/2022	1,973,527		(15)			(15)		1,973,512	1,944,662		(28,850)	(28,850)
P2009021414	Surfside	FL		05/28/2021	01/14/2022	1,737,404		(41)			(41)		1,737,363	1,636,627		(100,736)	(100,736)
P2009023670	Aurora	CO		03/30/2022	08/12/2022	77,955		(3)			(3)		77,952	77,183		(769)	(769)
P2009021886	Honolulu	HI		07/30/2021	04/14/2022	416,298		(1,914)			(1,914)		414,383	395,831		(18,552)	(18,552)
P2009020360	Villa Park	IL		01/29/2021	11/15/2022	98,889		(99)			(99)		98,790	93,833		(4,957)	(4,957)
P2009020564	WEST LINN	OR		02/24/2021	04/14/2022	613,341		(54)			(54)		613,288	599,992		(13,295)	(13,295)
P2009020229	Milton	GA		01/14/2021	01/14/2022	954,728		(3)			(3)		954,724	950,025		(4,699)	(4,699)
P2009021604	Brooklyn	NY		06/29/2021	01/14/2022	626,141		(14)			(14)		626,127	590,443		(35,684)	(35,684)
P2009021360	Bronx	NY		05/28/2021	05/13/2022	442,507		(211)			(211)		442,296	416,865		(25,431)	(25,431)
P2009023713	Gallinburg	TN		03/30/2022	11/15/2022	628,207		(102)			(102)		628,105	621,987		(6,118)	(6,118)
P2009020199	Hillsboro	OR		12/30/2020	04/14/2022	838,246		(248)			(248)		837,998	799,202		(38,796)	(38,796)
P2001017459	Temple City	CA		06/25/2020	09/15/2022	570,216		217			217		570,434	580,038		9,604	9,604
P2009022099	Oakland Park	FL		08/17/2021	09/15/2022	162,547		(144)			(144)		162,403	153,422		(8,980)	(8,980)
P1911015916	West Palm Beach	FL		06/25/2020	09/15/2022	205,180							205,180	209,300		4,120	4,120
P2009020473	LAS VEGAS	NV		01/27/2021	03/14/2022	602,533		(73)			(73)		602,460	586,787		(15,673)	(15,673)
P2009020298	Las Vegas	NV		12/30/2020	04/14/2022	1,030,794		(106)			(106)		1,030,688	976,000		(54,688)	(54,688)
P2002802520	Pomona	CA		06/25/2020	01/14/2022	366,949		1			1		366,950	374,200		7,250	7,250
P2009021400	Key West	FL		05/28/2021	05/13/2022	1,394,350		(5,101)			(5,101)		1,389,250	1,320,000		(69,250)	(69,250)
P2009021623	Fountain Valley	CA		06/29/2021	07/15/2022	475,637		(190)			(190)		475,448	448,349		(27,098)	(27,098)
P2009020269	Acton	CA		12/30/2020	08/12/2022	698,275		(544)			(544)		697,731	661,833		(35,898)	(35,898)
P2009021563	Stephenville	TX		06/29/2021	04/14/2022	667,908		(144)			(144)		667,764	629,565		(38,199)	(38,199)
P2009020451	CYPRESS	TX		01/14/2021	01/14/2022	312,519		(2)			(2)		312,517	310,261		(2,256)	(2,256)
P2009020418	Miami	FL		01/29/2021	06/14/2022	516,091		(286)			(286)		515,805	489,756		(26,050)	(26,050)
P2009021867	Providence	RI		07/30/2021	06/14/2022	283,027		(155)			(155)		282,872	267,456		(15,416)	(15,416)
P1908013748	Dublin	OH		06/25/2020	03/14/2022	573,167		48			48		573,214	584,500		11,285	11,285
P2001017551	Raleigh	NC		06/25/2020	07/15/2022	338,146		88			88		338,234	344,806		6,572	6,572
P2009020164	Manteca	CA		12/16/2020	02/14/2022	200,307		(42)			(42)		200,265	194,323		(5,942)	(5,942)
P2009021925	Miami	FL		07/30/2021	02/14/2022	367,137		(48)			(48)		367,089	346,957		(20,132)	(20,132)
P4200210777	Wellington	FL		06/25/2020	05/13/2022	93,923		13			13		93,936	95,793		1,857	1,857
P2009020476	SANTA ROSA	CA		01/27/2021	08/12/2022	428,057		(151)			(151)		427,905	416,837		(11,068)	(11,068)
P2009022032	North Venice	FL		08/17/2021	09/15/2022	156,110		(150)			(150)		155,960	147,354		(8,607)	(8,607)
P2009020137	Mommoth Beach	NJ		12/18/2020	01/14/2022	266,176		(5)			(5)		266,171	255,569		(10,603)	(10,603)
P5220317141	Henrico	VA		05/04/2022	12/15/2022	270,435		(199)			(199)		270,236	253,930		(16,306)	(16,306)
P2009020411	Pincrest	FL		01/29/2021	01/14/2022	1,380,946		(270)			(270)		1,380,677	1,315,655		(65,022)	(65,022)
P2009021583	Aventura	FL		06/29/2021	04/14/2022	188,857		(879)			(879)		187,979	179,414		(8,565)	(8,565)
P2009020456	Castle Rock	CO		12/16/2020	01/14/2022	517,496		(110)			(110)		517,386	501,590		(15,796)	(15,796)
P2009020299	Henderson	NV		12/30/2020	01/14/2022	642,332		(10)			(10)		642,322	608,175		(34,147)	(34,147)
P2002017684	Aurora	CO		06/25/2020	03/14/2022	209,963		124			124		210,088	213,350		3,262	3,262
P2009022080	Matawan	NJ		08/17/2021	09/15/2022	140,912		(126)			(126)		140,786	133,002		(7,784)	(7,784)

ANNUAL STATEMENT FOR THE YEAR 2022 OF THE AMERICAN EQUITY INVESTMENT LIFE INSURANCE COMPANY

SCHEDULE B - PART 3

Showing All Mortgage Loans DISPOSED, Transferred or Repaid During the Current Year

1	Location		4	5	6	7	Change in Book Value/Recorded Investment						14	15	16	17	18
	2	3					8	9	10	11	12	13					
Loan Number	City	State	Loan Type	Date Acquired	Disposal Date	Book Value/Recorded Investment Excluding Accrued Interest Prior Year	Unrealized Valuation Increase (Decrease)	Current Year's (Amortization) /Accretion	Current Year's Other-Than-Temporary Impairment Recognized	Capitalized Deferred Interest and Other	Total Change in Book Value (8+9-10+11)	Total Foreign Exchange Change in Book Value	Book Value/Recorded Investment Excluding Accrued Interest on Disposal	Consid-eration	Foreign Exchange Gain (Loss) on Disposal	Realized Gain (Loss) on Disposal	Total Gain (Loss) on Disposal
P1912016954	Lake Havasu City	AZ		06/25/2020	03/14/2022	224,048		(333)			(333)		223,715	230,954		7,239	7,239
P2009021474	Brooklyn	NY		05/28/2021	01/14/2022	1,054,257		(25)			(25)		1,054,232	993,091		(61,141)	(61,141)
P2009023720	Pasadena	TX		03/30/2022	08/12/2022	111,605		(4)			(4)		111,601	110,500		(1,101)	(1,101)
P2002017825	Edmond	OK		06/25/2020	05/13/2022	304,585		46			46		304,632	310,618		5,986	5,986
P2009020316	Lancaster	CA		12/30/2020	11/15/2022	132,779		(127)			(127)		132,652	125,725		(6,927)	(6,927)
P2009023721	Fort Worth	TX		03/30/2022	10/17/2022	108,323		(5)			(5)		108,317	107,250		(1,067)	(1,067)
P2009020253	Westminister	CO		01/27/2021	08/12/2022	1,229,996		(170)			(170)		1,229,826	1,201,700		(28,126)	(28,126)
P2009020510	GAINESVILLE	FL		02/09/2021	06/14/2022	225,614		(64)			(64)		225,550	219,173		(6,377)	(6,377)
P2009020227	Lakewood	CO		12/30/2020	01/14/2022	335,999		(4)			(4)		335,995	327,207		(8,788)	(8,788)
P2009021466	Miami	FL		05/28/2021	04/14/2022	1,091,437		(4,447)			(4,447)		1,086,991	1,035,856		(51,135)	(51,135)
P1912016769	Northridge	CA		06/25/2020	01/14/2022	770,932		(285)			(285)		770,648	796,717		26,069	26,069
P2009020626	FOREST HILL	MD		03/26/2021	11/15/2022	296,708		(206)			(206)		296,503	287,559		(8,943)	(8,943)
P2009020601	LONGWOOD	FL		03/12/2021	11/15/2022	160,979		(408)			(408)		160,571	155,258		(5,313)	(5,313)
P2009020285	Homeland	CA		12/30/2020	01/14/2022	754,999		(14)			(14)		754,984	715,619		(39,365)	(39,365)
P2009020053	Stockton	CA		12/16/2020	02/14/2022	698,545		(16)			(16)		698,529	679,960		(18,569)	(18,569)
P5220216269	Dunlap	TN		03/30/2022	11/15/2022	152,908		(136)			(136)		152,773	142,905		(9,868)	(9,868)
P2009021336	New London	NC		05/28/2021	04/14/2022	272,369		(101)			(101)		272,267	256,590		(15,677)	(15,677)
P2009021355	Miami	FL		05/28/2021	09/15/2022	125,359		(113)			(113)		125,246	118,081		(7,165)	(7,165)
P2009020584	SACRAMENTO	CA		03/12/2021	05/13/2022	320,391		(66)			(66)		320,325	310,449		(9,875)	(9,875)
P2009020206	Tampa	FL		12/30/2020	04/14/2022	299,267		(96)			(96)		299,171	285,360		(13,811)	(13,811)
P2009020543	RENO	NV		02/09/2021	05/13/2022	1,042,192		(253)			(253)		1,041,938	1,012,489		(29,449)	(29,449)
P4200210886	Woodlawn	TN		06/25/2020	01/14/2022	92,489							92,489	94,329		1,840	1,840
P2009020453	BRADENTON	FL		01/14/2021	01/14/2022	676,775		(9)			(9)		676,766	657,501		(19,265)	(19,265)
A920799	North Highlands	CA		09/15/2022	10/07/2022	287,800							287,800	287,800			
A920811	Hawthorne	CA		09/15/2022	11/30/2022	750,000							750,000	750,000			
A321427	Fort Pierce	FL		09/15/2022	11/29/2022	182,700							182,700	182,700			
A920307	Benicia	CA		09/15/2022	10/21/2022	639,252							639,252	639,252			
A271384	Raeford	NC		10/14/2022	11/23/2022	198,750							198,750	198,750			
A920755	Belmont	CA		09/15/2022	10/20/2022	2,400,000							2,400,000	2,400,000			
A321510	Parrish	FL		11/15/2022	11/25/2022	294,000							294,000	294,000			
A920764	Ramona	CA		09/15/2022	09/27/2022	449,988							449,988	449,988			
A303461	Hampton	GA		10/14/2022	11/10/2022	40,500							40,500	40,500			
A730150	Moore	OK		10/14/2022	11/18/2022	93,150							93,150	93,150			
A303435	Jonesboro	GA		09/15/2022	11/17/2022	117,300							117,300	117,300			
A730096	Tulsa	OK		09/15/2022	11/01/2022	112,500							112,500	112,500			
A321486	Thonotosassa	FL		11/15/2022	11/18/2022	315,000							315,000	315,000			
A630544	Blue Springs	MO		09/15/2022	11/18/2022	210,600							210,600	210,600			
A303427	Palmetto	GA		09/15/2022	11/21/2022	57,750							57,750	57,750			
A920819	Citrus Heights	CA		09/15/2022	10/20/2022	270,000							270,000	270,000			
A920626	Vallejo	CA		09/15/2022	10/21/2022	324,000							324,000	324,000			
A730116	Oklahoma City	OK		09/15/2022	11/14/2022	809,396							809,396	809,396			
A920833	Santa Barbara	CA		09/15/2022	10/27/2022	1,950,000							1,950,000	1,950,000			
A150268	Glenside	PA		09/15/2022	09/16/2022	71,383							71,383	71,383			
A920669	Palmdale	CA		09/15/2022	10/31/2022	485,155							485,155	485,155			
A370369	Friendsville	TN		09/15/2022	10/21/2022	101,250							101,250	101,250			
A430652	Mentor	OH		10/14/2022	11/04/2022	117,000							117,000	117,000			
A920555	Concord	CA		09/15/2022	10/20/2022	457,200							457,200	457,200			
A370335	Loudon	TN		09/15/2022	11/15/2022	59,350							59,350	59,350			
A630545	Springfield	MO		09/15/2022	09/24/2022	117,000							117,000	117,000			
A730120	Midwest City	OK		10/14/2022	11/04/2022	90,000							90,000	90,000			
A919640	Shafter	CA		09/15/2022	10/20/2022	183,141							183,141	183,141			

ANNUAL STATEMENT FOR THE YEAR 2022 OF THE AMERICAN EQUITY INVESTMENT LIFE INSURANCE COMPANY

SCHEDULE B - PART 3

Showing All Mortgage Loans DISPOSED, Transferred or Repaid During the Current Year

1	Location		4	5	6	7	Change in Book Value/Recorded Investment						14	15	16	17	18
	2	3					8	9	10	11	12	13					
Loan Number	City	State	Loan Type	Date Acquired	Disposal Date	Book Value/Recorded Investment Excluding Accrued Interest Prior Year	Unrealized Valuation Increase (Decrease)	Current Year's (Amortization) /Accretion	Current Year's Other-Than-Temporary Impairment Recognized	Capitalized Deferred Interest and Other	Total Change in Book Value (8+9-10+11)	Total Foreign Exchange Change in Book Value	Book Value/Recorded Investment Excluding Accrued Interest on Disposal	Consid-eration	Foreign Exchange Gain (Loss) on Disposal	Realized Gain (Loss) on Disposal	Total Gain (Loss) on Disposal
P5220518914	ORANGE BEACH	AL		07/13/2022	12/15/2022	351,284		(138)			(138)		351,146	334,285		(16,861)	(16,861)
P5220619718	Plano	TX		08/10/2022	12/15/2022	521,378		(114)			(114)		521,264	506,192		(15,072)	(15,072)
P4220317553	Davenport	FL		06/29/2022	08/12/2022	766,001		(27)			(27)		765,974	719,250		(46,724)	(46,724)
P2009024108	Piperton	TN		07/13/2022	10/17/2022	614,097		(166)			(166)		613,931	582,253		(31,678)	(31,678)
0900447	MEMPHIS	TN		05/10/2005	05/09/2022	122,833							63,033	63,033			
0900509	ALBUQUERQUE	NM		09/15/2005	08/26/2022	137,966							51,978	51,978			
0900510	ALBUQUERQUE	NM		09/15/2005	08/26/2022	64,188							24,182	24,182			
0900678	FOUNTAIN HILL	AZ		05/11/2006	06/10/2022	947,560							935,728	1,164,640		228,912	228,912
0900767	ANN ARBOR	MI		04/30/2007	04/22/2022	204,585							85,344	85,344			
0900869	BAKERSFIELD	CA		10/03/2007	01/03/2022	184,213							184,213	184,213			
0900984	MARTINSBURG	WV		03/17/2008	04/29/2022	140,253							16,497	16,497			
0901475	HUNTSVILLE	AL		06/30/2011	12/29/2022	669,388							586,200	586,200			
0901571	HARRISON CITY	PA		04/30/2012	08/31/2022	7,024,492							6,821,037	6,821,037			
0901579	JACKSON	MS		04/17/2012	08/05/2022	4,791,844			1,500,000		(1,500,000)		3,216,128	4,302,298		1,086,170	1,086,170
0901602	TIGARD	OR		06/13/2012	08/01/2022	1,067,339							968,863	968,863			
0901616	ANDERSON	IN		07/12/2012	04/29/2022	3,774,811							3,720,233	3,720,233			
0901654	CAMARILLO	CA		09/28/2012	06/14/2022	1,088,189							1,065,036	1,065,036			
0901678	BROKEN ARROW	OK		12/12/2012	09/29/2022	1,136,912							1,078,171	1,078,171			
0901688	NEW HOPE	MN		12/27/2012	05/20/2022	1,042,538							998,624	998,624			
0901691	ST CLOUD	MN		12/20/2012	10/20/2022	2,033,851			450,000		(450,000)		1,512,532	1,874,785		362,252	362,252
0901695	BENSALEM	PA		01/08/2013	01/24/2022	5,941,465							5,908,133	5,908,133			
0901701	SNYDER	TX		02/20/2013	01/24/2022	1,504,546							1,496,492	1,496,492			
0901703	PACE	FL		02/01/2013	05/16/2022	2,390,987							2,349,656	2,349,656			
0901708	ORANGE	CA		01/30/2013	10/26/2022	2,103,522							2,028,835	2,028,835			
0901718	WOODSIDE	NY		03/25/2013	09/12/2022	5,260,833							5,094,119	5,094,119			
0901720	WASHINGTON	DC		03/11/2013	07/28/2022	3,159,246							3,082,014	3,082,014			
0901721	TAKOMA PARK	MD		03/11/2013	07/28/2022	1,155,822							1,127,566	1,127,566			
0901731	SAN ANTONIO	TX		04/18/2013	02/02/2022	1,192,566							1,188,726	1,188,726			
0901749	SAN DIEGO	CA		06/25/2013	05/06/2022	2,289,207							2,249,701	2,249,701			
0901751	HAMBURG	NY		05/09/2013	02/07/2022	694,668							683,740	683,740			
0901757	WOODBRIIDGE	VA		05/31/2013	03/04/2022	811,490							806,104	806,104			
0901760	SPRING	TX		05/30/2013	12/02/2022	2,226,536							2,142,048	2,142,048			
0901766	LA PUENTE	CA		06/03/2013	04/29/2022	303,243							242,324	242,324			
0901773	SOUTHAVEN	MS		07/08/2013	11/17/2022	511,808							393,217	393,217			
0901775	PHOENIX	AZ		07/10/2013	05/12/2022	2,944,757							2,873,513	2,873,513			
0901785	TUCSON	AZ		07/03/2013	09/20/2022	2,037,001							1,975,456	1,975,456			
0901803	HAMBURG	NY		08/15/2013	06/13/2022	2,813,612							2,756,377	2,756,377			
0901822	MIAMI	FL		09/25/2013	04/13/2022	2,555,536							2,523,195	2,523,195			
0901829	ADDISON	IL		10/10/2013	01/24/2022	6,695,289							6,659,820	6,659,820			
0901844	HOUSTON	TX		11/12/2013	07/21/2022	962,824							914,044	914,044			
0901849	SHERWOOD	OR		12/18/2013	09/08/2022	1,524,953							1,390,371	1,390,371			
0901873	BROOKFIELD	WI		01/17/2014	06/10/2022	8,221,495							8,060,808	8,060,808			
0901875	CHARLOTTE	NC		01/16/2014	11/10/2022	1,171,274							1,134,935	1,134,935			
0901894	MARIETTA	GA		04/10/2014	06/03/2022	3,271,411							3,192,593	3,192,593			
0901896	TUCSON	AZ		03/27/2014	04/01/2022	1,463,678							1,442,259	1,442,259			
0901915	GAINESVILLE	FL		06/25/2014	09/15/2022	4,264,291							4,098,768	4,098,768			
0901921	CHESAPEAKE	MD		06/30/2014	07/01/2022	5,876,335							5,769,186	5,769,186			
0901927	LONG BEACH	CA		08/18/2014	05/10/2022	1,972,047							1,942,490	1,942,490			
0901937	LOUISVILLE	KY		10/31/2014	07/07/2022	1,991,631							1,923,248	1,923,248			
0901945	BRENTWOOD	CA		12/01/2014	08/01/2022	3,711,285							3,633,286	3,633,286			
0901951	ROUND ROCK	TX		02/25/2015	03/09/2022	1,750,381							1,740,409	1,740,409			

ANNUAL STATEMENT FOR THE YEAR 2022 OF THE AMERICAN EQUITY INVESTMENT LIFE INSURANCE COMPANY

SCHEDULE B - PART 3

Showing All Mortgage Loans DISPOSED, Transferred or Repaid During the Current Year

1	Location		4	5	6	7	Change in Book Value/Recorded Investment						14	15	16	17	18
	2	3					8	9	10	11	12	13					
Loan Number	City	State	Loan Type	Date Acquired	Disposal Date	Book Value/Recorded Investment Excluding Accrued Interest Prior Year	Unrealized Valuation Increase (Decrease)	Current Year's (Amortization) /Accretion	Current Year's Other-Than-Temporary Impairment Recognized	Capitalized Deferred Interest and Other	Total Change in Book Value (8+9-10+11)	Total Foreign Exchange Change in Book Value	Book Value/Recorded Investment Excluding Accrued Interest on Disposal	Consid-eration	Foreign Exchange Gain (Loss) on Disposal	Realized Gain (Loss) on Disposal	Total Gain (Loss) on Disposal
0901965	THOUSAND OAKS	CA		07/14/2015	09/01/2022	3,078,877							3,027,726	3,027,726			
0901972	JACKSON	MS		02/11/2015	05/25/2022	3,874,630							3,815,518	3,815,518			
0901978	HAMBURG	NY		03/13/2015	02/07/2022	766,655							757,104	757,104			
0901982	OAK CREEK	WI		03/11/2015	05/20/2022	3,493,559							3,439,259	3,439,259			
0901985	BRIDGETON	MO		03/16/2015	03/04/2022	3,222,360							3,203,354	3,203,354			
0901990	DURHAM	NC		03/24/2015	11/18/2022	1,124,524							1,044,216	1,044,216			
0901994	HILLSBORO	OR		04/30/2015	03/04/2022	2,991,055							2,964,024	2,964,024			
0902001	ALBUQUERQUE	NM		04/28/2015	05/04/2022	4,833,746							4,676,526	4,676,526			
0902005	HOLDEN	MA		07/01/2015	05/20/2022	8,589,565							8,466,721	8,466,721			
0902029	SAN ANTONIO	TX		06/24/2015	06/29/2022	2,012,646							1,937,236	1,937,236			
0902034	LAWRENCEVILLE	GA		07/23/2015	11/18/2022	2,939,818							2,812,260	2,812,260			
0902046	VISTA	CA		07/08/2015	04/29/2022	5,099,334							5,056,829	5,056,829			
0902060	CHARLOTTE	NC		10/15/2015	05/09/2022	4,043,051							3,986,037	3,986,037			
0902062	FLOWOOD	MS		10/27/2015	10/06/2022	2,201,814							2,106,400	2,106,400			
0902067	WEST CHESTER	OH		01/11/2016	09/06/2022	2,764,297							2,694,283	2,694,283			
0902074	TUCSON	AZ		12/03/2015	09/28/2022	5,467,062							5,330,605	5,330,605			
0902075	SOUTH JORDAN	UT		11/17/2015	11/16/2022	2,815,840							2,729,820	2,729,820			
0902088	SEATTLE	WA		01/27/2016	05/10/2022	4,784,988							4,718,003	4,718,003			
0902097	HAMBURG	NY		03/08/2016	02/07/2022	388,735							378,097	378,097			
0902098	WESTMINSTER	CO		03/09/2016	05/17/2022	1,904,742							1,773,345	1,773,345			
0902101	SAN DIEGO	CA		03/30/2016	05/04/2022	18,835,191			100		1,643		18,682,973	18,682,973			
0902102	MILWAUKEE	WI		02/24/2016	05/26/2022	6,651,577							6,511,106	6,511,106			
0902103	MILWAUKEE	WI		02/24/2016	05/26/2022	4,306,777							4,215,824	4,215,824			
0902104	MADISON	WI		04/26/2016	03/18/2022	4,978,982							4,937,475	4,937,475			
0902105	CANON CITY	CO		04/27/2016	04/27/2022	2,815,750							2,769,131	2,769,131			
0902120	KENNESAW	GA		10/07/2016	09/20/2022	3,853,226							3,762,024	3,762,024			
0902132	BIRMINGHAM	AL		06/13/2016	09/19/2022	5,190,404							5,063,032	5,063,032			
0902140	AUSTIN	TX		08/19/2016	08/10/2022	1,217,347							1,194,315	1,194,315			
0902153	RACINE	WI		09/15/2016	08/24/2022	2,909,867							2,780,684	2,780,684			
0902155	COLORADO SPRINGS	CO		11/09/2016	11/18/2022	2,979,965							2,892,997	2,892,997			
0902170	EDEN PRAIRIE	MN		12/01/2016	05/11/2022	3,496,160							3,448,939	3,448,939			
0902192	MANKATO	MN		03/30/2017	02/01/2022	4,825,543							4,814,431	4,814,431			
0902205	MILWAUKEE	WI		04/28/2017	08/30/2022	8,405,479							8,063,290	8,063,290			
0902214	MILWAUKEE	WI		05/25/2017	08/25/2022	5,566,455							5,362,077	5,362,077			
0902275	RACINE	WI		02/22/2018	11/18/2022	5,980,846							5,703,555	5,703,555			
0902287	SALT LAKE CITY	UT		06/26/2018	06/08/2022	4,636,751							4,594,025	4,594,025			
0902291	NILES	OH		06/07/2018	04/19/2022	4,978,098							4,911,490	4,911,490			
0902302	TUCSON	AZ		06/27/2018	08/09/2022	7,740,941							7,646,476	7,646,476			
0902315	RIDGELAND	MS		07/19/2018	09/21/2022	2,489,915							2,400,867	2,400,867			
0902340	MILWAUKEE	WI		10/24/2018	12/16/2022	6,518,119							6,345,916	6,345,916			
0902374	LAS VEGAS	NV		04/30/2019	06/30/2022	14,300,000							14,281,509	14,281,509			
0AG1004	MILBANK	SD		01/11/2019	02/15/2022	3,298,125							3,298,125	3,298,125			
0AG1013	ST JOHN	KS		12/30/2019	05/12/2022	10,468,836							10,378,016	10,378,016			
0AG1016	BROOKTON	MT		04/13/2020	06/15/2022	1,077,121							1,064,333	1,064,333			
0AG1018	LOS BANOS	CA		05/06/2020	12/15/2022	24,123,352							23,215,306	23,215,306			
0AG1020	METTLER	CA		07/21/2020	03/15/2022	1,155,710							1,059,375	1,059,375			
0AG1030	FRESNO	CA		08/20/2020	05/16/2022	410,301							410,301	410,301			
0AG1075	COLUMBUS	TX		03/01/2022	11/15/2022								3,700,118	3,700,118			
922USA1	VARIOUS	AL		09/11/2013	11/07/2022	69,783,305		229,378			229,378		70,032,398	70,032,398			
9905TSQ	NEW YORK	NY		03/30/2020	09/02/2022	20,000,000							20,000,000	20,000,000			
990BLOC	FAIRBURN	GA		11/07/2018	04/01/2022	4,197,224							4,197,224	4,197,224			

ANNUAL STATEMENT FOR THE YEAR 2022 OF THE AMERICAN EQUITY INVESTMENT LIFE INSURANCE COMPANY

SCHEDULE B - PART 3

Showing All Mortgage Loans DISPOSED, Transferred or Repaid During the Current Year

1	Location		4	5	6	7	Change in Book Value/Recorded Investment						14	15	16	17	18
	2	3					8	9	10	11	12	13					
Loan Number	City	State	Loan Type	Date Acquired	Disposal Date	Book Value/Recorded Investment Excluding Accrued Interest Prior Year	Unrealized Valuation Increase (Decrease)	Current Year's (Amortization) /Accretion	Current Year's Other-Than-Temporary Impairment Recognized	Capitalized Deferred Interest and Other	Total Change in Book Value (8+9-10+11)	Total Foreign Exchange Change in Book Value	Book Value/Recorded Investment Excluding Accrued Interest on Disposal	Consid-eration	Foreign Exchange Gain (Loss) on Disposal	Realized Gain (Loss) on Disposal	Total Gain (Loss) on Disposal
99000S2	LAS VEGAS	NV		12/14/2017	06/09/2022	5,000,000							5,000,000	5,000,000			
99060R1	CLEARWATER	TX		06/29/2018	02/03/2022	8,312,071							8,312,071	8,312,071			
99060R2	CHARLOTTE	FL		07/09/2018	02/03/2022	13,884,058							13,884,058	13,884,058			
990HILL	DALLAS	TX		02/28/2017	04/05/2022	16,166,667							16,166,667	16,166,667			
990LBV1	BOSTON	MA		12/18/2018	08/22/2022	5,000,000							5,000,000	5,000,000			
990THEA	LOS ANGELES	CA		11/25/2020	11/14/2022	9,908,959							9,908,959	9,908,959			
990VER1	SAN FRANCISCO	CA		07/24/2019	03/11/2022	12,370,111							12,370,111	12,370,111			
V029816	HOUSTON	TX		03/21/2019	01/19/2022	20,840,000							20,840,000	20,840,000			
V029874	DALLAS	TX		09/09/2019	09/16/2022	17,395,000							17,395,000	17,395,000			
V029881	DALLAS	TX		09/09/2019	09/16/2022	11,990,300							11,990,300	11,990,300			
V029922	STAFFORD	VA		12/12/2019	10/05/2022	4,601,376							4,601,376	4,601,376			
V029955	HOUSTON	TX		02/26/2020	01/27/2022	6,875,875							6,875,875	6,875,875			
V029961	LAUDERHILL	FL		02/27/2020	02/14/2022	18,060,720							18,060,720	18,060,720			
V029997	ST LOUIS	MO		12/03/2020	06/23/2022	5,853,869							5,853,869	5,853,869			
VC29790	TAMPA	FL		02/28/2019	08/30/2022	7,340,067							7,340,067	7,340,067			
0199999. Mortgages closed by repayment						1,734,111,843		104,216	1,950,221	11,045	(1,834,960)		1,728,756,659	1,726,183,226		(2,573,425)	(2,573,425)
A321277	Kissimmee	FL		11/02/2022		248,875							248,875	248,875			
A150096	York	PA		10/31/2021		497							497	497			
A430619	Plymouth	OH		10/31/2021		193,054							193,054	193,054			
A170784	Plainfield	NJ		12/13/2021		202,541							202,541	202,541			
A170781	Irvington	NJ		12/13/2021		44,765							44,765	44,765			
A918142	Los Angeles	CA		10/31/2021		2,817,000							2,817,000	2,817,000			
A170782	East Orange	NJ		12/13/2021		191,166							191,166	191,166			
A430613	Willard	OH		10/31/2021		49,426							49,426	49,426			
A916005	West Hollywood	CA		11/02/2022		800,000							800,000	800,000			
A430620	Willard	OH		10/31/2021		247,826							247,826	247,826			
A430742	Kettering	OH		11/15/2022		2,534							2,534	2,534			
A430631	Norwalk	OH		10/31/2021		127,190							127,190	127,190			
A170809	East Orange	NJ		12/13/2021		357,642							357,642	357,642			
A918003	Los Angeles	CA		11/01/2022		160							160	160			
A270806	Winston Salem	NC		03/18/2022		103,439							103,439	103,439			
A430616	Plymouth	OH		10/31/2021		152,517							152,517	152,517			
A460166	South Bend	IN		10/31/2021		3,509							3,509	3,509			
A170788	Linden	NJ		12/13/2021		259,110							259,110	259,110			
A430610	Galion	OH		10/31/2021		198,590							198,590	198,590			
A430614	Willard	OH		10/31/2021		423,951							423,951	423,951			
A430635	Willard	OH		10/31/2021		57,664							57,664	57,664			
A170787	Irvington	NJ		12/13/2021		435,391							435,391	435,391			
A430609	Mansfield	OH		10/31/2021		41,196							41,196	41,196			
A150096	York	PA		10/31/2021		472							472	472			
A270334	Hickory	NC		02/01/2022		4,315							4,315	4,315			
A430582	Akron	OH		10/31/2021		34,335							34,335	34,335			
A170784	Plainfield	NJ		12/13/2021		296,170							296,170	296,170			
A915149	North Hollywood	CA		10/31/2021		467,981							467,981	467,981			
A170781	Irvington	NJ		12/13/2021		3,047,489							3,047,489	3,047,489			
A170782	East Orange	NJ		12/13/2021		2,124,319							2,124,319	2,124,319			
A350102	Pleasant Grove	AL		10/31/2021		323,276							323,276	323,276			
A320826	Sandford	FL		02/03/2022		350,000							350,000	350,000			
A430555	Washington Court House	OH		01/19/2022		113,394							113,394	113,394			
A980093	Seattle	WA		10/31/2021		2,900,000							2,900,000	2,900,000			
A430655	Olmsted Falls	OH		11/22/2021		148,186							148,186	148,186			

ANNUAL STATEMENT FOR THE YEAR 2022 OF THE AMERICAN EQUITY INVESTMENT LIFE INSURANCE COMPANY

SCHEDULE B - PART 3

Showing All Mortgage Loans DISPOSED, Transferred or Repaid During the Current Year

1	Location		4	5	6	7	Change in Book Value/Recorded Investment						14	15	16	17	18
	2	3					8	9	10	11	12	13					
Loan Number	City	State	Loan Type	Date Acquired	Disposal Date	Book Value/Recorded Investment Excluding Accrued Interest Prior Year	Unrealized Valuation Increase (Decrease)	Current Year's (Amortization) /Accretion	Current Year's Other-Than-Temporary Impairment Recognized	Capitalized Deferred Interest and Other	Total Change in Book Value (8+9-10+11)	Total Foreign Exchange Change in Book Value	Book Value/Recorded Investment Excluding Accrued Interest on Disposal	Consid-eration	Foreign Exchange Gain (Loss) on Disposal	Realized Gain (Loss) on Disposal	Total Gain (Loss) on Disposal
A916632	Pasadena	CA		12/23/2021		632,100							632,100	632,100			
A880755	Las Vegas	NV		10/31/2021		247,500							247,500	247,500			
A270332	Hickory	NC		02/01/2022		4,307							4,307	4,307			
A270361	Winston Salem	NC		10/31/2021		244,663							244,663	244,663			
A430538	Toledo	OH		10/31/2021		189,000							189,000	189,000			
A350132	Birmingham	AL		10/31/2021		180,000							180,000	180,000			
A880903	North Las Vegas	NV		10/31/2021		270,000							270,000	270,000			
A170809	East Orange	NJ		12/13/2021		1,350,372							1,350,372	1,350,372			
A270338	Hickory	NC		02/01/2022		2,713							2,713	2,713			
A915350	Sacramento	CA		10/31/2021		273,559							273,559	273,559			
A600253	Chicago	IL		10/31/2021		2,212							2,212	2,212			
A916971	Los Angeles	CA		02/01/2022		2,057,095							2,057,095	2,057,095			
A320371	Fort Lauderdale	FL		10/31/2021		173							173	173			
A460079	New Chicago	IN		10/31/2021		481							481	481			
A430616	Plymouth	OH		10/31/2021		82,364							82,364	82,364			
A320903	Poinciana	FL		12/15/2021		203,708							203,708	203,708			
A460166	South Bend	IN		10/31/2021		3,338							3,338	3,338			
A170788	Linden	NJ		12/13/2021		843,481							843,481	843,481			
A916751	Walnut Creek	CA		01/01/2022		944,256							944,256	944,256			
A430610	Galion	OH		10/31/2021		74,948							74,948	74,948			
A430612	Willard	OH		10/31/2021		267,304							267,304	267,304			
A170785	Bloomfield	NJ		12/13/2021		609,971							609,971	609,971			
A430636	Willard	OH		10/31/2021		209,358							209,358	209,358			
A170787	Irvington	NJ		12/13/2021		1,195,213							1,195,213	1,195,213			
A150096	York	PA		10/31/2021		488							488	488			
A912397	North Hollywood	CA		10/31/2021		4,801,088							4,801,088	4,801,088			
A430619	Plymouth	OH		10/31/2021		65,663							65,663	65,663			
A170784	Plainfield	NJ		12/13/2021		238,643							238,643	238,643			
A915149	North Hollywood	CA		03/02/2022		500,000							500,000	500,000			
A170781	Irvington	NJ		12/13/2021		266,305							266,305	266,305			
A170782	East Orange	NJ		12/13/2021		396,590							396,590	396,590			
A600212	Dolton	IL		04/06/2022		72,000							72,000	72,000			
A460227	Indianapolis	IN		10/31/2021		85,390							85,390	85,390			
A8504330	Lake Havasu City	AZ		05/20/2022		37,964							37,964	37,964			
A270361	Winston Salem	NC		10/31/2021		209,596							209,596	209,596			
A915198	Beverly Hills	CA		03/29/2022		1,000,000							1,000,000	1,000,000			
A321188	Sarasota	FL		02/28/2022		212,977							212,977	212,977			
A600253	Chicago	IL		10/31/2021		2,247							2,247	2,247			
A460079	New Chicago	IN		10/31/2021		488							488	488			
A430634	Willard	OH		10/31/2021		159,511							159,511	159,511			
A915252	West Hollywood	CA		05/05/2022		500,000							500,000	500,000			
A460166	South Bend	IN		10/31/2021		3,394							3,394	3,394			
A850207	Lake Havasu City	AZ		04/25/2022		204,545							204,545	204,545			
A916952	Los Angeles	CA		03/01/2022		1,275,000							1,275,000	1,275,000			
A430610	Galion	OH		10/31/2021		93,430							93,430	93,430			
A170785	Bloomfield	NJ		12/13/2021		203,116							203,116	203,116			
A170787	Irvington	NJ		12/13/2021		519,888							519,888	519,888			
A321006	Jacksonville	FL		10/31/2021		187,357							187,357	187,357			
A150096	York	PA		10/31/2021		488							488	488			
A919713	Winchester	CA		06/07/2022		246,969							246,969	246,969			
A912397	North Hollywood	CA		10/31/2021		436,463							436,463	436,463			

ANNUAL STATEMENT FOR THE YEAR 2022 OF THE AMERICAN EQUITY INVESTMENT LIFE INSURANCE COMPANY

SCHEDULE B - PART 3

Showing All Mortgage Loans DISPOSED, Transferred or Repaid During the Current Year

1	Location		4	5	6	7	Change in Book Value/Recorded Investment						14	15	16	17	18
	2	3					8	9	10	11	12	13					
Loan Number	City	State	Loan Type	Date Acquired	Disposal Date	Book Value/Recorded Investment Excluding Accrued Interest Prior Year	Unrealized Valuation Increase (Decrease)	Current Year's (Amortization) /Accretion	Current Year's Other-Than-Temporary Impairment Recognized	Capitalized Deferred Interest and Other	Total Change in Book Value (8+9-10+11)	Total Foreign Exchange Change in Book Value	Book Value/Recorded Investment Excluding Accrued Interest on Disposal	Consid-eration	Foreign Exchange Gain (Loss) on Disposal	Realized Gain (Loss) on Disposal	Total Gain (Loss) on Disposal
A321093	Jacksonville	FL		12/15/2021		166,692							166,692	166,692			
A430619	Plymouth	OH		10/31/2021		65,564							65,564	65,564			
A170781	Irvington	NJ		12/13/2021		5,769							5,769	5,769			
A919084	Atherton	CA		12/10/2021		3,000,000							3,000,000	3,000,000			
A170782	East Orange	NJ		12/13/2021		500,348							500,348	500,348			
A350103	Birmingham	AL		10/31/2021		151,948							151,948	151,948			
A350102	Pleasant Grove	AL		10/31/2021		132,853							132,853	132,853			
A916005	West Hollywood	CA		08/29/2022		1,495,063							1,495,063	1,495,063			
A150218	Philadelphia	PA		06/24/2022		122,504							122,504	122,504			
A918721	Los Angeles	CA		10/31/2021		582,325							582,325	582,325			
A980231	Arlington	WA		05/16/2022		360,000							360,000	360,000			
A460227	Indianapolis	IN		10/31/2021		750,505							750,505	750,505			
A918007	Redondo Beach	CA		06/02/2022		1,103,500							1,103,500	1,103,500			
A350132	Birmingham	AL		10/31/2021		30,000							30,000	30,000			
A170809	East Orange	NJ		12/13/2021		1,014,073							1,014,073	1,014,073			
A630488	Kansas City	MO		10/31/2021		508,950							508,950	508,950			
A600253	Chicago	IL		10/31/2021		1,520							1,520	1,520			
A918810	Winnetka	CA		11/22/2021		131,884							131,884	131,884			
A460079	New Chicago	IN		10/31/2021		107,492							107,492	107,492			
A270806	Winston Salem	NC		03/18/2022		90,007							90,007	90,007			
A430616	Plymouth	OH		10/31/2021		77,073							77,073	77,073			
A370284	Chattanooga	TN		04/01/2022		183,822							183,822	183,822			
A460166	South Bend	IN		10/31/2021		3,451							3,451	3,451			
A170788	Linden	NJ		12/13/2021		292,585							292,585	292,585			
A321092	Jacksonville	FL		12/15/2021		165,186							165,186	165,186			
A430614	Willard	OH		10/31/2021		139,924							139,924	139,924			
A170785	Bloomfield	NJ		12/13/2021		290,000							290,000	290,000			
A170787	Irvington	NJ		12/13/2021		658,683							658,683	658,683			
P5220519008	Mesa	AZ		07/27/2022													
P2009023489	Escondido	CA		03/09/2022		3,737		(122)			(122)		3,615	3,615			
P2009022054	PRINCETON	NJ		08/17/2021		11,361		(637)			(637)		10,723	10,723			
P2009025042	Front Royal	VA		11/02/2022		161		(7)			(7)		154	154			
P2009022062	Molalla	OR		08/17/2021		7,877		(443)			(443)		7,434	7,434			
P2009024573	Charlotte	NC		08/24/2022		574		(23)			(23)		552	552			
P4220821580	St. Augustine	FL		09/21/2022		626		(24)			(24)		602	602			
P2009020433	Boca Raton	FL		01/29/2021													
P2009021593	Union	NJ		06/29/2021		2,047		(117)			(117)		1,930	1,930			
P5220317723	Charlotte	NC		05/18/2022		1,345		(81)			(81)		1,264	1,264			
P2001017362	Round Rock	TX		06/25/2020		3,397		67			67		3,464	3,464			
P5220721555	Rosharon	TX		10/05/2022		153		(2)			(2)		151	151			
P4191209483	Newtown Square	PA		06/25/2020		288		6			6		294	294			
P2009023948	Deerfield Bch	FL		08/24/2022		2,027		35			35		2,062	2,062			
P5220619820	Ellenwood	GA		09/07/2022		121		(5)			(5)		116	116			
P4220115748	Hixson	TN		03/09/2022		2,271		(52)			(52)		2,219	2,219			
P2009022120	Bay Shore	NY		08/17/2021		3,629		(204)			(204)		3,426	3,426			
P2009023450	Temple Hills	MD		04/06/2022		2,095		(122)			(122)		1,973	1,973			
P2009023744	Tacoma	WA		04/06/2022		1,265		(81)			(81)		1,184	1,184			
P2009020292	Freehold	NJ		12/30/2020		23,438		(1,205)			(1,205)		22,233	22,233			
P8210800020	Simpsonville	SC		09/03/2021													
P4220417978	Colorado Springs	CO		05/18/2022		2,311		(120)			(120)		2,191	2,191			
P2009023466	Spotsylvania	VA		04/06/2022		1,296		(67)			(67)		1,229	1,229			

ANNUAL STATEMENT FOR THE YEAR 2022 OF THE AMERICAN EQUITY INVESTMENT LIFE INSURANCE COMPANY

SCHEDULE B - PART 3

Showing All Mortgage Loans DISPOSED, Transferred or Repaid During the Current Year

1	Location		4	5	6	7	Change in Book Value/Recorded Investment						14	15	16	17	18
	2	3					8	9	10	11	12	13					
Loan Number	City	State	Loan Type	Date Acquired	Disposal Date	Book Value/Recorded Investment Excluding Accrued Interest Prior Year	Unrealized Valuation Increase (Decrease)	Current Year's (Amortization) /Accretion	Current Year's Other-Than-Temporary Impairment Recognized	Capitalized Deferred Interest and Other	Total Change in Book Value (8+9-10+11)	Total Foreign Exchange Change in Book Value	Book Value/Recorded Investment Excluding Accrued Interest on Disposal	Consid-eration	Foreign Exchange Gain (Loss) on Disposal	Realized Gain (Loss) on Disposal	Total Gain (Loss) on Disposal
P5220822031	Montebello	CA		09/21/2022		506		(10)			(10)		495	495			
P8210800023	Summerville	SC		09/03/2021													
P2009023820	Grand Prairie	TX		05/04/2022		610		(37)			(37)		573	573			
P2009023075	Staten Island	NY		12/28/2021		13,862		(501)			(501)		13,361	13,361			
P2009020222	Rancho Mirage	CA		12/30/2020		6,116		(284)			(284)		5,831	5,831			
P2009020278	Raleigh	NC		12/30/2020		1,562		(82)			(82)		1,480	1,480			
P2009020655	Hudson	WI		04/09/2021		3,443		(114)			(114)		3,329	3,329			
P2009021632	Mahopac	NY		06/29/2021		2,464		(141)			(141)		2,323	2,323			
P2009023522	CHOWCHILLA	CA		04/06/2022		834		(55)			(55)		780	780			
P2009024706	Waukegan	IL		08/24/2022		285		(12)			(12)		273	273			
P4220721159	Lakeland	FL		10/05/2022		1,808		(70)			(70)		1,738	1,738			
P2009023529	Tinton Falls	NJ		04/20/2022		4,411		(289)			(289)		4,123	4,123			
P2009024321	East Newark	NJ		07/27/2022		865		(46)			(46)		819	819			
P2009020365	Plainview	NY		01/29/2021		7,249		(370)			(370)		6,879	6,879			
P5220518922	Aledo	TX		07/13/2022		566		(6)			(6)		560	560			
P4220317775	Palmyra	PA		06/15/2022		868		(32)			(32)		836	836			
P2009023835	Deerfield Bch	FL		07/27/2022		3,497		(113)			(113)		3,384	3,384			
P4220418227	Saint Cloud	FL		10/05/2022													
P2002017871	Greenfield	WI		06/25/2020		1,945		26			26		1,971	1,971			
P2009020091	Beverly Hills	CA		12/18/2020		1,264		(47)			(47)		1,217	1,217			
P5220720552	Key Biscayne	FL		09/07/2022		2,798		(92)			(92)		2,707	2,707			
P5220519154	Roanoke	TX		07/13/2022		772		(29)			(29)		744	744			
P2009020334	Capitola	CA		01/27/2021		17,147		(147)			(147)		17,000	17,000			
P2009023733	Bolingbrook	IL		03/30/2022		2,987		(30)			(30)		2,957	2,957			
P2009020122	Rego Park	NY		12/18/2020		33,457		(1,354)			(1,354)		32,103	32,103			
P5220216306	CONROE	TX		03/30/2022		8,427		(503)			(503)		7,923	7,923			
P2009023873	Chatham	NJ		05/18/2022		4,685		(192)			(192)		4,493	4,493			
P5220518807	Brooklyn	OH		08/24/2022		106		(5)			(5)		101	101			
P5220216331	Phoenix	AZ		03/30/2022		2,100		(52)			(52)		2,048	2,048			
P2009023935	Austin	TX		05/18/2022		3,974		(193)			(193)		3,781	3,781			
P5220116210	SAN DIEGO	CA		05/18/2022		6,253		(253)			(253)		6,000	6,000			
P2009020098	Katonah	NY		12/18/2020		5,678		(226)			(226)		5,452	5,452			
P4220821901	Homestead	FL		10/05/2022		480		(18)			(18)		462	462			
P2009020221	Santa Barbara	CA		12/30/2020		10,564		(492)			(492)		10,072	10,072			
P2009024341	Antioch	IL		10/05/2022		727		(31)			(31)		696	696			
P2009021354	New York	NY		05/28/2021		3,677		(214)			(214)		3,463	3,463			
P4220721471	Rock Hill	SC		11/02/2022		188		(6)			(6)		182	182			
P4220821887	Minneapolis	MN		10/05/2022		246		(2)			(2)		245	245			
P2001017071	Mill Spring	NC		06/25/2020		1,083		22			22		1,105	1,105			
P2009024542	Brighton	CO		08/24/2022		690		(27)			(27)		663	663			
P2009023403	Houston	TX		04/06/2022		1,336		(87)			(87)		1,248	1,248			
P2009023587	Laurel	MD		04/06/2022		4,798		(295)			(295)		4,503	4,503			
P2009023830	Hyattsville	MD		05/04/2022		2,485		(152)			(152)		2,334	2,334			
P4220216544	Henderson	NV		05/04/2022		7,859		(381)			(381)		7,478	7,478			
P2009023418	Charleston	SC		04/06/2022		2,512		(71)			(71)		2,442	2,442			
P1911016023	Mesa	AZ		06/25/2020		1,434		64			64		1,498	1,498			
P5220115995	North Palm Beach	FL		05/04/2022		1,112		(40)			(40)		1,073	1,073			
P2009022112	Bronx	NY		08/17/2021		7,004		(393)			(393)		6,611	6,611			
P5220216782	Manvel	TX		04/20/2022		4,196		(256)			(256)		3,940	3,940			
P2009023666	Durham	NC		03/30/2022		2,080		(21)			(21)		2,059	2,059			
P5220619878	Greenville	SC		08/24/2022		1,133		(34)			(34)		1,100	1,100			

ANNUAL STATEMENT FOR THE YEAR 2022 OF THE AMERICAN EQUITY INVESTMENT LIFE INSURANCE COMPANY

SCHEDULE B - PART 3

Showing All Mortgage Loans DISPOSED, Transferred or Repaid During the Current Year

1	Location		4	5	6	7	Change in Book Value/Recorded Investment						14	15	16	17	18
	2	3					8	9	10	11	12	13					
Loan Number	City	State	Loan Type	Date Acquired	Disposal Date	Book Value/Recorded Investment Excluding Accrued Interest Prior Year	Unrealized Valuation Increase (Decrease)	Current Year's (Amortization) /Accretion	Current Year's Other-Than-Temporary Impairment Recognized	Capitalized Deferred Interest and Other	Total Change in Book Value (8+9-10+11)	Total Foreign Exchange Change in Book Value	Book Value/Recorded Investment Excluding Accrued Interest on Disposal	Consid-eration	Foreign Exchange Gain (Loss) on Disposal	Realized Gain (Loss) on Disposal	Total Gain (Loss) on Disposal
P5220317035	Boulder	CO		05/18/2022													
P5220721258	Portsmouth	VA		09/21/2022		226		(9)			(9)		217	217			
P2009022070	WHITESTONE	NY		08/17/2021		7,587		(419)			(419)		7,168	7,168			
P5220620527	Punta Gorda	FL		10/05/2022		294		(7)			(7)		287	287			
P2009020060	Corona	NY		12/18/2020		39,443		(1,501)			(1,501)		37,943	37,943			
P1912016714	Brick	NJ		06/25/2020		10,141		201			201		10,341	10,341			
P2009023945	Phoenix	AZ		05/18/2022		5,116		(207)			(207)		4,908	4,908			
P5220620549	Indio	CA		09/07/2022													
P5220216473	Harker Heights	TX		04/06/2022		8,938		(443)			(443)		8,495	8,495			
P2009024464	Morristown	NJ		07/27/2022		1,019		(57)			(57)		962	962			
P2009020118	Sherman Oaks	CA		12/18/2020		18,730		(745)			(745)		17,985	17,985			
P5220115828	DECATUR	GA		03/30/2022		2,925		(41)			(41)		2,883	2,883			
P2009023287	Raleigh	NC		03/09/2022		3,823		(178)			(178)		3,645	3,645			
P2009024727	Fredericksbrg	VA		08/24/2022		493		(21)			(21)		472	472			
P2009020592	Jacksonville	OR		02/24/2021		10,162		(360)			(360)		9,802	9,802			
P2009020347	PASADENA	MD		12/30/2020													
P2001017008	Garden Grove	CA		06/25/2020		4,018		59			59		4,077	4,077			
P5220317087	Fair Oaks	CA		05/18/2022		4,055		(122)			(122)		3,933	3,933			
P4220822307	Benton	AR		10/05/2022		164		(6)			(6)		158	158			
P4220115718	San Diego	CA		03/09/2022													
P2009023102	Bristol	PA		12/28/2021		3,815		(138)			(138)		3,677	3,677			
P2009020166	Charlotte	NC		12/30/2020		3,410		(113)			(113)		3,297	3,297			
P5220620445	Toledo	OH		08/10/2022		268		(8)			(8)		261	261			
P2009020055	Glenn Heights	TX		12/16/2020		348		(10)			(10)		338	338			
P4220821661	Addison	MI		10/05/2022		222		(9)			(9)		214	214			
P2009023073	Hampstead	NC		12/28/2021		4,041		(146)			(146)		3,895	3,895			
P5220216299	Scottsdale	AZ		04/20/2022		15,561		36			36		15,597	15,597			
P2009021368	Palm Coast	FL		05/28/2021		3,076		(178)			(178)		2,898	2,898			
P2009023748	Dallas	TX		04/20/2022		3,383		(206)			(206)		3,176	3,176			
P5220721425	Baltimore	MD		09/21/2022		221		(8)			(8)		212	212			
P2001017429	Los Angeles	CA		06/25/2020		3,291		62			62		3,353	3,353			
P2009023305	Baltimore	MD		03/09/2022		2,502		(128)			(128)		2,374	2,374			
P2009022092	Salem	OR		08/17/2021		8,996		(506)			(506)		8,490	8,490			
P2009024248	Tempe	AZ		11/02/2022		635		14			14		650	650			
P2009023542	Magna	UT		04/06/2022		3,590		(236)			(236)		3,354	3,354			
P4220822671	Las Vegas	NV		11/02/2022		2,670		(103)			(103)		2,567	2,567			
P2009023496	Vista	CA		04/06/2022		6,741		(191)			(191)		6,550	6,550			
P2009020103	New York	NY		12/18/2020		126,035		(4,422)			(4,422)		121,614	121,614			
P4220216696	Missoula	MT		05/04/2022													
P2009024755	Parkland	FL		09/07/2022		2,236		19			19		2,254	2,254			
P2001017357	Folly Beach	SC		06/25/2020		488		10			10		497	497			
P2009025127	Atlanta	GA		11/30/2022		288		(12)			(12)		276	276			
P2009022031	Staten Island	NY		08/17/2021		7,437		(417)			(417)		7,019	7,019			
P2009023288	Jurupa Valley	CA		03/09/2022		6,078		(137)			(137)		5,941	5,941			
P2009021930	Boca Raton	FL		07/30/2021		5,086		(279)			(279)		4,807	4,807			
P2009021387	Howard Beach	NY		05/28/2021		5,487		(318)			(318)		5,169	5,169			
P2009023355	Evans	CO		04/06/2022		1,656		(96)			(96)		1,561	1,561			
P2009020364	Queens Village	NY		01/29/2021		5,896		(301)			(301)		5,595	5,595			
P2009023647	Lyndhurst	NJ		04/20/2022		2,162		(132)			(132)		2,030	2,030			
P2009020509	SACRAMENTO	CA		02/02/2021		2,123		(70)			(70)		2,053	2,053			
P5220822178	Frisco	TX		10/05/2022		802		(31)			(31)		771	771			

ANNUAL STATEMENT FOR THE YEAR 2022 OF THE AMERICAN EQUITY INVESTMENT LIFE INSURANCE COMPANY

SCHEDULE B - PART 3

Showing All Mortgage Loans DISPOSED, Transferred or Repaid During the Current Year

1	Location		4	5	6	7	Change in Book Value/Recorded Investment						14	15	16	17	18
	2	3					8	9	10	11	12	13					
Loan Number	City	State	Loan Type	Date Acquired	Disposal Date	Book Value/ Recorded Investment Excluding Accrued Interest Prior Year	Unrealized Valuation Increase (Decrease)	Current Year's (Amortization) /Accretion	Current Year's Other- Than- Temporary Impairment Recognized	Capitalized Deferred Interest and Other	Total Change in Book Value (8+9-10+11)	Total Foreign Exchange Change in Book Value	Book Value/ Recorded Investment Excluding Accrued Interest on Disposal	Consid- eration	Foreign Exchange Gain (Loss) on Disposal	Realized Gain (Loss) on Disposal	Total Gain (Loss) on Disposal
P2009020490	GLENDAL	AZ		01/14/2021		3,832		(127)			(127)		3,705	3,705			
P2009020086	Jericho	NY		12/18/2020		27,061		(1,027)			(1,027)		26,034	26,034			
P2009021362	San Diego	CA		05/28/2021		4,078		(237)			(237)		3,842	3,842			
P5220216576	Tucson	AZ		04/20/2022		4,637		(225)			(225)		4,412	4,412			
P5220721274	Charlotte	NC		10/19/2022		97		(3)			(3)		93	93			
P2009024469	Tampa	FL		07/27/2022		1,380		(26)			(26)		1,354	1,354			
P2009020569	WASHINGTON	DC		03/12/2021		6,493		(215)			(215)		6,278	6,278			
P2009020538	CLEARFIELD	UT		02/09/2021		1,196		(31)			(31)		1,164	1,164			
P5220216442	DURANGO	CO		03/30/2022		3,361		(205)			(205)		3,156	3,156			
P4220923142	Celebration	FL		11/02/2022		205		(2)			(2)		203	203			
P4220720871	Las Vegas	NV		09/07/2022		829		(6)			(6)		824	824			
P5220216315	Joliet	IL		04/20/2022		1,560		(100)			(100)		1,460	1,460			
P2009023738	Charlotte	NC		03/30/2022													
P2009022050	Las Vegas	NY		08/17/2021		6,830		(383)			(383)		6,446	6,446			
P5220721421	San Leandro	CA		09/21/2022													
P4220216686	North Bay Village	FL		04/20/2022		2,691		(78)			(78)		2,614	2,614			
P2009023637	Thornton	CO		04/20/2022		4,931		(300)			(300)		4,632	4,632			
P4220317053	Coral Springs	FL		05/18/2022		13,168		(488)			(488)		12,680	12,680			
P4220316997	New Smyrna Beach	FL		05/18/2022		1,660		(69)			(69)		1,591	1,591			
P2009020213	East Dundee	IL		12/30/2020		4,546		(212)			(212)		4,334	4,334			
P2009023683	Santa Rosa Beach	FL		03/30/2022		10,609		(105)			(105)		10,504	10,504			
P2009024099	Baltimore	MD		07/13/2022		538		(26)			(26)		512	512			
P4220116199	WELLINGTON	FL		04/20/2022		6,328		58			58		6,385	6,385			
P2001017121	Cypress	TX		06/25/2020		3,142		63			63		3,205	3,205			
P2009021966	Lexington	SC		07/30/2021													
P2009021912	Bellevue	WA		07/30/2021		13,588		(683)			(683)		12,905	12,905			
P2009024642	Los Angeles	CA		08/10/2022		1,470		(43)			(43)		1,428	1,428			
P1910015438	Moraga	CA		06/25/2020		11,765		233			233		11,998	11,998			
P2009023736	Fuquay Varina	NC		03/30/2022		2,370		(23)			(23)		2,346	2,346			
P2009020156	Missouri City	TX		12/16/2020		7,098		(186)			(186)		6,912	6,912			
P1912016892	Atlanta	GA		06/25/2020		5,213		65			65		5,278	5,278			
P5220720796	Saint Clair Shores	MI		09/07/2022		230		(10)			(10)		220	220			
P2009023062	Laguna Hills	CA		12/28/2021		20,532		(742)			(742)		19,791	19,791			
P2009024418	Clermont	FL		07/27/2022		1,225		(31)			(31)		1,194	1,194			
P2009023137	Woodside	NY		12/28/2021		9,714		(351)			(351)		9,363	9,363			
P2009023079	Key Largo	FL		12/28/2021		5,272		(191)			(191)		5,081	5,081			
P4220720777	Charlotte	NC		09/07/2022		254		(1)			(1)		253	253			
P2009023858	Bacliff	TX		05/18/2022		908		(55)			(55)		853	853			
P2009020300	Tacoma	WA		12/30/2020		4,958		(259)			(259)		4,699	4,699			
P2009021899	North Bergen	NJ		07/30/2021		3,992		(219)			(219)		3,773	3,773			
P5220720643	Miami	FL		09/21/2022		279		(7)			(7)		271	271			
P2009023726	York	PA		03/30/2022		448		(4)			(4)		444	444			
P2009023414	North Las Vegas	NV		03/09/2022		1,792		(91)			(91)		1,701	1,701			
P2009020618	Marietta	GA		03/12/2021		8,115		(306)			(306)		7,808	7,808			
P2009023421	Carrollton	TX		03/09/2022		1,809		(116)			(116)		1,693	1,693			
P2009023275	Hardeeville	SC		03/09/2022		11,952		(637)			(637)		11,316	11,316			
P2009023876	Commerce City	CO		05/18/2022		1,348		(82)			(82)		1,266	1,266			
P2009023412	Bowie	MD		04/06/2022		2,336		(124)			(124)		2,211	2,211			
P5220720735	El Paso	TX		11/02/2022		83							83	83			
P2009023120	Howard Beach	NY		12/28/2021		8,061		(291)			(291)		7,770	7,770			
P2009023055	Orange	CA		12/28/2021		11,487		(415)			(415)		11,072	11,072			

ANNUAL STATEMENT FOR THE YEAR 2022 OF THE AMERICAN EQUITY INVESTMENT LIFE INSURANCE COMPANY

SCHEDULE B - PART 3

Showing All Mortgage Loans DISPOSED, Transferred or Repaid During the Current Year

1	Location		4	5	6	7	Change in Book Value/Recorded Investment						14	15	16	17	18
	2	3					8	9	10	11	12	13					
Loan Number	City	State	Loan Type	Date Acquired	Disposal Date	Book Value/Recorded Investment Excluding Accrued Interest Prior Year	Unrealized Valuation Increase (Decrease)	Current Year's (Amortization) /Accretion	Current Year's Other-Than-Temporary Impairment Recognized	Capitalized Deferred Interest and Other	Total Change in Book Value (8+9-10+11)	Total Foreign Exchange Change in Book Value	Book Value/Recorded Investment Excluding Accrued Interest on Disposal	Consid-eration	Foreign Exchange Gain (Loss) on Disposal	Realized Gain (Loss) on Disposal	Total Gain (Loss) on Disposal
P5220216518	NORWOOD	MA		.04/06/2022		3,455		(194)			(194)		3,261	3,261			
P5220721308	West Palm Beach	FL		.09/21/2022													
P5220721310	West Palm Beach	FL		.09/21/2022													
P2009024372	Plainfield	IL		.08/24/2022		447		(18)			(18)		429	429			
P5220821895	Minneapolis	MN		.11/16/2022		495		(21)			(21)		474	474			
P2009023297	Burke	VA		.03/09/2022		3,127		(167)			(167)		2,961	2,961			
P4220216352	Charlotte	NC		.04/20/2022		588		(38)			(38)		550	550			
P2009023846	Tucker	GA		.05/04/2022		3,662		(101)			(101)		3,561	3,561			
P4220418500	Davidson	NC		.08/24/2022		2,642		(49)			(49)		2,593	2,593			
P2009020372	New York	NY		.01/29/2021													
P2009020400	Charlotte	NC		.01/29/2021		4,656		(217)			(217)		4,438	4,438			
P4220216818	North Hills	CA		.05/18/2022		2,776		(49)			(49)		2,728	2,728			
P2009023727	Paulsboro	NJ		.03/30/2022		1,338		(13)			(13)		1,324	1,324			
P2009023595	Baltimore	MD		.04/06/2022		1,306		(89)			(89)		1,218	1,218			
P4220721090	Bethesda	MD		.10/05/2022		1,155		(50)			(50)		1,105	1,105			
P2009020496	PITTSBURGH	PA		.01/27/2021		840		(28)			(28)		812	812			
P2009020434	BULVERDE	TX		.01/14/2021		9,820		(256)			(256)		9,564	9,564			
P5220116098	Mableton	GA		.03/30/2022		1,928		(73)			(73)		1,855	1,855			
P2009021611	Newark	NJ		.06/29/2021		2,787		(140)			(140)		2,646	2,646			
P4220619681	Aurora	CO		.10/05/2022		2,843		(122)			(122)		2,721	2,721			
P4220721388	Coral Springs	FL		.10/19/2022													
P2009020446	Santa Barbara	CA		.02/09/2021													
P2009023729	Aurora	IL		.03/30/2022		1,927		(19)			(19)		1,908	1,908			
P4220519189	Pembroke Pines	FL		.08/24/2022		2,256		27			27		2,283	2,283			
P5220216365	Amelia Court House	VA		.05/04/2022		954		(58)			(58)		896	896			
P2009024507	Schertz	TX		.07/27/2022		785		(25)			(25)		760	760			
P2009024995	Orinda	CA		.10/05/2022													
P4220821885	Santa Ana	CA		.11/02/2022		907		(14)			(14)		893	893			
P2009020452	San Diego	CA		.02/09/2021		1,694		(8)			(8)		1,686	1,686			
P2009024339	Ft Washington	MD		.07/27/2022		1,012		(54)			(54)		958	958			
P2002802501	Livermore	CA		.06/25/2020		17,358		327			327		17,684	17,684			
P5220821955	New Orleans	LA		.10/19/2022		128		(4)			(4)		124	124			
P2009021628	Boca Raton	FL		.06/29/2021		3,208		(183)			(183)		3,025	3,025			
P5210212018	Myrtle Beach	SC		.04/09/2021		2,374		(79)			(79)		2,295	2,295			
P4220923611	Commerce City	CO		.11/02/2022		370		(11)			(11)		358	358			
P2009023829	Durango	CO		.05/04/2022		3,651		(97)			(97)		3,554	3,554			
P2009023280	Naples	FL		.03/09/2022		6,937		(275)			(275)		6,662	6,662			
P4200110334	Chatsworth	CA		.06/25/2020		676		13			13		689	689			
P5220216644	CAYCE	SC		.05/04/2022		1,747		(107)			(107)		1,641	1,641			
P5220619599	North Bay Village	FL		.09/07/2022		570		(19)			(19)		551	551			
P5220116031	Rancho Mirage	CA		.04/20/2022		10,199		(437)			(437)		9,762	9,762			
P2009020463	FIRESTONE	CO		.01/27/2021		6,809		(178)			(178)		6,631	6,631			
P5220620163	Miami	FL		.10/19/2022		394		(6)			(6)		388	388			
P2009020087	Tinley Park	IL		.12/18/2020		13,068		(497)			(497)		12,571	12,571			
P5220116207	Carmel	CA		.03/30/2022		10,346		67			67		10,413	10,413			
P2009023377	Austin	TX		.03/09/2022		3,245		(194)			(194)		3,051	3,051			
P1912016757	Eugene	OR		.06/25/2020		119,737		2,251			2,251		121,988	121,988			
P4220216408	Winter Garden	FL		.03/30/2022		4,332		(183)			(183)		4,149	4,149			
P2009024031	Houston	TX		.06/02/2022		1,110		(58)			(58)		1,053	1,053			
P2009024213	Clovis	CA		.06/15/2022		1,586		(48)			(48)		1,538	1,538			
P2009024668	Livingston	NJ		.08/24/2022		1,265		(54)			(54)		1,210	1,210			

ANNUAL STATEMENT FOR THE YEAR 2022 OF THE AMERICAN EQUITY INVESTMENT LIFE INSURANCE COMPANY

SCHEDULE B - PART 3

Showing All Mortgage Loans DISPOSED, Transferred or Repaid During the Current Year

1	Location		4	5	6	7	Change in Book Value/Recorded Investment						14	15	16	17	18
	2	3					8	9	10	11	12	13					
Loan Number	City	State	Loan Type	Date Acquired	Disposal Date	Book Value/Recorded Investment Excluding Accrued Interest Prior Year	Unrealized Valuation Increase (Decrease)	Current Year's (Amortization) /Accretion	Current Year's Other-Than-Temporary Impairment Recognized	Capitalized Deferred Interest and Other	Total Change in Book Value (8+9-10+11)	Total Foreign Exchange Change in Book Value	Book Value/Recorded Investment Excluding Accrued Interest on Disposal	Consid-eration	Foreign Exchange Gain (Loss) on Disposal	Realized Gain (Loss) on Disposal	Total Gain (Loss) on Disposal
P5220620520	El Prado	NM		08/24/2022		1,136		(24)			(24)		1,112		1,112		
P4220216651	Pembroke Pines	FL		04/20/2022		4,285		(203)			(203)		4,082		4,082		
P5220720707	Campbell	CA		09/07/2022		2,780		(111)			(111)		2,668		2,668		
P2009021928	Richmond	CA		07/30/2021		3,889		(214)			(214)		3,675		3,675		
P4191209711	Birmingham	MI		06/25/2020		49,014		986			986		50,000		50,000		
P2009023441	Phoenix	AZ		03/09/2022		10,970		(358)			(358)		10,612		10,612		
P2009021417	Wilmington	DE		05/28/2021		1,400		(81)			(81)		1,319		1,319		
P4220317402	Miami	FL		06/15/2022		2,859		(127)			(127)		2,733		2,733		
P2009021435	New York	NY		05/28/2021		3,697		(171)			(171)		3,525		3,525		
P5220922997	DOUGLASVILLE	GA		11/02/2022		202		(9)			(9)		193		193		
P2009023900	West Hills	CA		05/18/2022		11,100		(107)			(107)		10,993		10,993		
P2009023080	Anthony	FL		12/28/2021		3,782		(136)			(136)		3,645		3,645		
P5220720700	Naples	FL		09/07/2022		466		(14)			(14)		452		452		
P2009023302	Rockville	MD		03/09/2022		3,443		(225)			(225)		3,218		3,218		
P5220720724	Orinda	CA		09/07/2022		1,510		(25)			(25)		1,485		1,485		
P2009020138	Jersey City	NJ		12/18/2020		2,878		(115)			(115)		2,763		2,763		
P2009021413	Fresno	CA		05/28/2021		2,674		(156)			(156)		2,518		2,518		
P5220418442	Rockwall	TX		07/27/2022		867		19			19		886		886		
P5220620544	Hull	MA		09/07/2022		1,024		(28)			(28)		996		996		
P2009023260	Fishers	IN		03/09/2022		14,346		(601)			(601)		13,745		13,745		
P5220821841	Dunwoody	GA		10/19/2022		460		(18)			(18)		443		443		
P2009023723	Venice	FL		03/30/2022		2,681		(27)			(27)		2,654		2,654		
P2009023452	Indianapolis	IN		04/06/2022		855		(56)			(56)		799		799		
P2009020530	Irvine	CA		02/24/2021		6,119		(119)			(119)		6,000		6,000		
P5220418565	Andover	KS		07/27/2022		1,044		(24)			(24)		1,020		1,020		
P2009023665	Raleigh	NC		03/30/2022		1,783		(18)			(18)		1,765		1,765		
P2009023751	Missouri City	TX		05/04/2022		2,424		(148)			(148)		2,276		2,276		
P2009023376	North Charleston	SC		03/09/2022		1,317		(64)			(64)		1,253		1,253		
P2009024708	Neptune	NJ		08/24/2022		628		(27)			(27)		601		601		
P2009022113	Boca Raton	FL		08/17/2021		1,437		(81)			(81)		1,356		1,356		
P2009023366	STOCKTON	CA		03/09/2022		2,663		(142)			(142)		2,521		2,521		
P2009020582	TINLEY PARK	IL		03/12/2021		2,303		(71)			(71)		2,232		2,232		
P2009023610	Charlotte	NC		04/06/2022		1,703		(69)			(69)		1,634		1,634		
P5220216538	Scottsdale	AZ		03/30/2022		3,352		(147)			(147)		3,205		3,205		
P2009024148	Tolleson	AZ		07/13/2022		578		(31)			(31)		548		548		
P2009023987	Uppr Marlboro	MD		06/02/2022		1,818		(94)			(94)		1,724		1,724		
P5220216434	San Rafael	CA		04/20/2022		7,525		(449)			(449)		7,076		7,076		
P2009024944	Annandale	VA		11/16/2022		1,416		(46)			(46)		1,371		1,371		
P2009021470	Delray Beach	FL		05/28/2021		164		(10)			(10)		154		154		
P2009023058	Las Vegas	NV		12/28/2021		5,221		(189)			(189)		5,033		5,033		
P4221024390	Austin	TX		11/16/2022		344		(12)			(12)		332		332		
P2009020123	Corona	NY		12/18/2020		11,237		(448)			(448)		10,789		10,789		
P2009023315	Keymar	MD		03/09/2022		2,650		(147)			(147)		2,503		2,503		
P4220821783	Frederickbg	VA		10/05/2022		219		(7)			(7)		212		212		
P5220721076	WOODLAND PARK	NJ		11/02/2022		233		(7)			(7)		226		226		
P2009020129	Boca Raton	FL		12/18/2020		10,467		(415)			(415)		10,052		10,052		
P2009023756	Hyattsville	MD		04/20/2022		1,748		(107)			(107)		1,641		1,641		
P2009022108	Colorado Springs	CO		08/17/2021		5,066		(284)			(284)		4,782		4,782		
P2009023902	Fresno	CA		05/18/2022													
P5220518891	San Antonio	TX		08/10/2022													
P2009023763	VISALIA	CA		05/04/2022		1,391		(85)			(85)		1,306		1,306		

ANNUAL STATEMENT FOR THE YEAR 2022 OF THE AMERICAN EQUITY INVESTMENT LIFE INSURANCE COMPANY

SCHEDULE B - PART 3

Showing All Mortgage Loans DISPOSED, Transferred or Repaid During the Current Year

1	Location		4	5	6	7	Change in Book Value/Recorded Investment						14	15	16	17	18
	2	3					8	9	10	11	12	13					
Loan Number	City	State	Loan Type	Date Acquired	Disposal Date	Book Value/Recorded Investment Excluding Accrued Interest Prior Year	Unrealized Valuation Increase (Decrease)	Current Year's (Amortization) /Accretion	Current Year's Other-Than-Temporary Impairment Recognized	Capitalized Deferred Interest and Other	Total Change in Book Value (8+9-10+11)	Total Foreign Exchange Change in Book Value	Book Value/Recorded Investment Excluding Accrued Interest on Disposal	Consid-eration	Foreign Exchange Gain (Loss) on Disposal	Realized Gain (Loss) on Disposal	Total Gain (Loss) on Disposal
P2009021408	Upper Darby	PA		05/28/2021		1,284		(74)			(74)		1,209	1,209			
P2009021906	Brooklyn	NY		07/30/2021		67,257		(3,693)			(3,693)		63,563	63,563			
P4220721176	Bonita Springs	FL		10/05/2022		579		(22)			(22)		557	557			
P2009024987	Las Vegas	NV		10/19/2022		421		(16)			(16)		405	405			
P4220720711	San Antonio	TX		08/24/2022		177		(8)			(8)		169	169			
P4211115062	Lutz	FL		07/27/2022		505		5			5		510	510			
P8210800018	Columbia	SC		09/03/2021													
P4220216677	Miami Gardens	FL		03/30/2022		1,984		(64)			(64)		1,920	1,920			
P2009024661	Boca Raton	FL		08/24/2022		928		(40)			(40)		888	888			
P4200110272	Kennesaw	GA		06/25/2020		6,319		125			125		6,444	6,444			
P2009020355	Bronx	NY		01/29/2021		5,903		(301)			(301)		5,601	5,601			
P5220317780	Menifee	CA		05/18/2022		1,767		(71)			(71)		1,696	1,696			
P4220720836	Palm Bay	FL		10/05/2022		179		(6)			(6)		172	172			
P5220721096	Los Angeles	CA		10/05/2022		794		(31)			(31)		763	763			
P2009023101	Staten Island	NY		12/28/2021		7,602		(275)			(275)		7,327	7,327			
P2009020105	Rego Park	NY		12/18/2020		7,165		(259)			(259)		6,906	6,906			
P2009023078	Nolensville	TN		12/28/2021		14,124		(510)			(510)		13,613	13,613			
P2009023050	Jamaica	NY		12/28/2021		7,282		(263)			(263)		7,019	7,019			
P2009021780	Woodruff	SC		07/15/2021													
P2009022069	Gilboa	NY		08/17/2021		5,498		(308)			(308)		5,190	5,190			
P5220115988	Sterling	VA		04/20/2022													
P2009022123	Doral	FL		08/17/2021		4,637		(260)			(260)		4,377	4,377			
P2009021592	Sag Harbor	NY		06/29/2021		17,203		(872)			(872)		16,332	16,332			
P5220316892	HENDERSON	NV		04/20/2022		10,448		(381)			(381)		10,067	10,067			
P4220317543	Lynchburg	VA		05/18/2022		2,138		(56)			(56)		2,082	2,082			
P2009023874	Fort Myers	FL		05/04/2022		810		(49)			(49)		761	761			
P2009023131	Aventura	FL		12/28/2021		2,812		(102)			(102)		2,711	2,711			
P2009023811	Huntington Beach	CA		05/04/2022		6,188		(338)			(338)		5,850	5,850			
P4191209617	Coral Springs	FL		06/25/2020		3,640		72			72		3,712	3,712			
P2009024883	Elgin	IL		10/19/2022		145		(5)			(5)		140	140			
P2009020635	SAN ANTONIO	TX		03/26/2021		5,179		(172)			(172)		5,007	5,007			
P2009023753	Orlando	FL		04/06/2022		4,217		4			4		4,221	4,221			
P4220216307	Port Angeles	WA		04/06/2022													
P2009021634	New York	NY		06/29/2021		12,670		(650)			(650)		12,021	12,021			
P2009024751	Houston	TX		09/21/2022		281		(11)			(11)		270	270			
P2009023292	Brandywine	MD		03/09/2022		7,334		(456)			(456)		6,878	6,878			
P2009020556	SPRING HILL	FL		02/24/2021		1,812		(43)			(43)		1,769	1,769			
P5220317221	MONROE	NC		05/18/2022		927		(47)			(47)		880	880			
P5220317036	La Quinta	CA		04/20/2022		5,311		(270)			(270)		5,042	5,042			
P2009023331	Boca Raton	FL		03/09/2022		4,279		(266)			(266)		4,013	4,013			
P2009020603	Galveston	TX		03/26/2021		19,115		(636)			(636)		18,479	18,479			
P2009022076	Margate	FL		08/17/2021		2,451		(138)			(138)		2,313	2,313			
P4220620265	Richmond	VA		09/07/2022		549		(11)			(11)		538	538			
P2009024584	Frederick	MD		07/27/2022		823		(35)			(35)		787	787			
P4220417832	Denver	CO		05/18/2022		2,987		(182)			(182)		2,806	2,806			
P2009020134	Riverhead	NY		12/18/2020		1,276		(51)			(51)		1,225	1,225			
P5220620385	Orlando	FL		08/24/2022		448		(19)			(19)		429	429			
P2009023354	Robbinsville	NJ		04/06/2022		1,321		(86)			(86)		1,235	1,235			
P1911015649	Los Angeles	CA		06/25/2020													
P4200110339	Philadelphia	PA		06/25/2020		1,428		14			14		1,442	1,442			
P2009023802	Oak Lawn	IL		05/04/2022		1,350		(82)			(82)		1,267	1,267			

ANNUAL STATEMENT FOR THE YEAR 2022 OF THE AMERICAN EQUITY INVESTMENT LIFE INSURANCE COMPANY

SCHEDULE B - PART 3

Showing All Mortgage Loans DISPOSED, Transferred or Repaid During the Current Year

1	Location		4	5	6	7	Change in Book Value/Recorded Investment						14	15	16	17	18
	2	3					8	9	10	11	12	13					
Loan Number	City	State	Loan Type	Date Acquired	Disposal Date	Book Value/Recorded Investment Excluding Accrued Interest Prior Year	Unrealized Valuation Increase (Decrease)	Current Year's (Amortization) /Accretion	Current Year's Other-Than-Temporary Impairment Recognized	Capitalized Deferred Interest and Other	Total Change in Book Value (8+9-10+11)	Total Foreign Exchange Change in Book Value	Book Value/Recorded Investment Excluding Accrued Interest on Disposal	Consid-eration	Foreign Exchange Gain (Loss) on Disposal	Realized Gain (Loss) on Disposal	Total Gain (Loss) on Disposal
P4220822236	MEDFORD	OR		10/19/2022		147		(6)			(6)		142	142			
P2009021620	Long Island City	NY		06/29/2021		2,698		(135)			(135)		2,563	2,563			
P5220720853	Sebastian	FL		09/07/2022		1,244		(54)			(54)		1,190	1,190			
P5220417815	HIGHLAND	CA		05/18/2022		1,491		(57)			(57)		1,434	1,434			
P2009023635	Auburn	GA		04/20/2022		1,792		(109)			(109)		1,683	1,683			
P4220316961	North Hills	CA		05/04/2022		3,442		(163)			(163)		3,279	3,279			
P2009023582	Port St Lucie	FL		04/20/2022		1,283		(84)			(84)		1,199	1,199			
P4220216533	Gilbert	AZ		03/30/2022		5,004		(173)			(173)		4,831	4,831			
P2009024971	Lakewood	CA		11/30/2022		398		8			8		407	407			
P2009020589	Fair Oaks	CA		02/24/2021		6,101		(106)			(106)		5,995	5,995			
P2009023276	Pattison	TX		03/09/2022		862		(56)			(56)		806	806			
P2009021600	Bear	DE		06/29/2021		49,299		(2,752)			(2,752)		46,547	46,547			
P4220317223	WOODLAND HILLS	CA		04/20/2022		10,683		(288)			(288)		10,395	10,395			
P4220216680	Whittier	CA		04/20/2022		6,037		(313)			(313)		5,724	5,724			
P4220721564	Chula Vista	CA		10/05/2022		210		(5)			(5)		204	204			
P4220317215	Beverly Hills	FL		05/04/2022		741		(29)			(29)		712	712			
P5220115989	Sterling	VA		05/04/2022													
P2009022096	Belford	NJ		08/17/2021		2,704		(152)			(152)		2,553	2,553			
P2009023667	Marietta	GA		03/30/2022		36							36	36			
P5220317117	MANALAPAN	NJ		05/18/2022		1,757		(71)			(71)		1,686	1,686			
P5220316897	Ventura	CA		05/04/2022		4,404		(260)			(260)		4,144	4,144			
P5220216440	NORFOLK	MA		05/04/2022		9,107		(524)			(524)		8,584	8,584			
P2009024513	Loganville	GA		07/27/2022		657		(28)			(28)		629	629			
P2009020650	New Smyrna Beach	FL		03/26/2021		7,234		(207)			(207)		7,027	7,027			
P2009023537	Odessa	FL		04/20/2022		3,583		(229)			(229)		3,354	3,354			
P4191209704	Bartlett	IL		06/25/2020		2,822		56			56		2,878	2,878			
P5211215476	Kent	WA		04/06/2022		6,588		(290)			(290)		6,299	6,299			
P2009020262	West Grove	PA		12/30/2020		4,521		(236)			(236)		4,285	4,285			
P2009021468	New City	NY		05/28/2021		7,440		(431)			(431)		7,009	7,009			
P2009020647	Land O Lakes	FL		04/09/2021		1,785		(68)			(68)		1,717	1,717			
P2009020358	Warwick	RI		01/29/2021		3,048		(156)			(156)		2,892	2,892			
P5220216619	Thousand Oaks	CA		04/06/2022													
P5220316949	Houston	TX		05/04/2022		2,036		(124)			(124)		1,912	1,912			
P2002017876	Woodbridge	VA		06/25/2020		1,290		26			26		1,316	1,316			
P5220922756	Greensboro	NC		11/02/2022		791		(34)			(34)		757	757			
P5220720994	Graham	TX		09/21/2022		183		(7)			(7)		176	176			
P4220518805	Oakland Park	FL		07/13/2022													
P5210212019	Hendersonville	TN		04/09/2021		196,502		(4,277)			(4,277)		192,225	192,225			
P2009020505	Campbell	CA		02/24/2021													
P2009020224	Troutdale	OR		12/30/2020		4,817		(229)			(229)		4,588	4,588			
P4191007911	Westlaco	TX		06/25/2020		4,783		94			94		4,878	4,878			
P5220316869	Santa Clarita	CA		05/04/2022		5,625		(205)			(205)		5,420	5,420			
P2009023045	Robbinsville	NJ		12/28/2021		8,660		(312)			(312)		8,348	8,348			
P5220216482	KISSIMEE	FL		05/04/2022		2,195		(134)			(134)		2,061	2,061			
P2009024816	Downey	CA		09/21/2022		1,698		(67)			(67)		1,631	1,631			
P5220317067	Spring	TX		05/18/2022		1,008		(57)			(57)		951	951			
P5220923550	Lorain	OH		11/16/2022		56		(2)			(2)		54	54			
P4191109209	Birmingham	MI		06/25/2020													
P5220418149	Martindale	TX		06/29/2022		775		(46)			(46)		728	728			
P2009020454	TRACY	CA		01/27/2021		5,045		(144)			(144)		4,901	4,901			
P5220116041	Wonder Lake	IL		05/18/2022		1,009		(46)			(46)		963	963			

ANNUAL STATEMENT FOR THE YEAR 2022 OF THE AMERICAN EQUITY INVESTMENT LIFE INSURANCE COMPANY

SCHEDULE B - PART 3

Showing All Mortgage Loans DISPOSED, Transferred or Repaid During the Current Year

1	Location		4	5	6	7	Change in Book Value/Recorded Investment						14	15	16	17	18
	2	3					8	9	10	11	12	13					
Loan Number	City	State	Loan Type	Date Acquired	Disposal Date	Book Value/ Recorded Investment Excluding Accrued Interest Prior Year	Unrealized Valuation Increase (Decrease)	Current Year's (Amortization) /Accretion	Current Year's Other- Than- Temporary Impairment Recognized	Capitalized Deferred Interest and Other	Total Change in Book Value (8+9-10+11)	Total Foreign Exchange Change in Book Value	Book Value/ Recorded Investment Excluding Accrued Interest on Disposal	Consid- eration	Foreign Exchange Gain (Loss) on Disposal	Realized Gain (Loss) on Disposal	Total Gain (Loss) on Disposal
P4220822133	Austin	TX		10/19/2022		1,623		(58)			(58)		1,565	1,565			
P2009023564	Baltimore	MD		05/04/2022		1,203		(73)			(73)		1,130	1,130			
P2009020474	EDGEWOOD	MD		01/27/2021		3,873		(102)			(102)		3,771	3,771			
P4200110287	Atlanta	GA		06/25/2020		3,092		61			61		3,153	3,153			
P2009020500	Baltimore	MD		02/09/2021		2,329		(61)			(61)		2,268	2,268			
P2009020547	Bradenton	FL		02/09/2021		1,683		(56)			(56)		1,627	1,627			
P1911015883	Central Islip	NY		06/25/2020		1,778		38			38		1,815	1,815			
P42111114771	New Fairfield	CT		05/18/2022		1,719		(82)			(82)		1,637	1,637			
P2009022109	Hermitage	TN		08/17/2021		2,378		(133)			(133)		2,245	2,245			
P5220720996	Graham	TX		09/21/2022		186		(7)			(7)		179	179			
P2009021877	Nyack	NY		07/30/2021		7,688		(423)			(423)		7,265	7,265			
P2009023644	Rockville	MD		04/20/2022		3,503		(214)			(214)		3,290	3,290			
P5220316945	Tucson	AZ		05/04/2022		1,702		(74)			(74)		1,628	1,628			
P2009020280	Vancouver	WA		12/30/2020		741		(39)			(39)		702	702			
P20090204373	Lemoore	CA		07/27/2022		5,453		(153)			(153)		5,300	5,300			
P2009020304	Passaic	NJ		12/30/2020		1,200		(63)			(63)		1,138	1,138			
P2009023268	Deer Park	TX		03/09/2022		1,918		(45)			(45)		1,873	1,873			
P2009022128	Gilbert	AZ		08/17/2021		15,257		(855)			(855)		14,402	14,402			
P4220418124	GALLOWAY	NJ		06/29/2022		937		(46)			(46)		891	891			
P2009021779	Easley	SC		07/15/2021													
P2008802558	Mill Valley	CA		08/14/2020		13,543							13,543	13,543			
P4220418312	PHILADELPHIA	PA		06/15/2022		1,271		(70)			(70)		1,200	1,200			
P5220519201	Apple Valley	CA		08/10/2022		1,679							1,679	1,679			
P2009020531	MIAMI	FL		02/02/2021		4,447		(117)			(117)		4,330	4,330			
P2009020426	Roxbury	CT		01/29/2021		1,359		(69)			(69)		1,289	1,289			
P2009024327	Las Vegas	NV		07/27/2022		751		(22)			(22)		729	729			
P2009023679	Philadelphia	PA		03/30/2022		1,737		(17)			(17)		1,720	1,720			
P2009023708	Binghamton	NY		03/30/2022		1,288		(13)			(13)		1,276	1,276			
P4220116193	Morro Bay	CA		04/20/2022		6,187		(78)			(78)		6,109	6,109			
P2009020363	Kent	WA		01/29/2021		7,149		(365)			(365)		6,784	6,784			
P2009023664	Canton	GA		03/30/2022		35							35	35			
P2009023436	Bellwood	IL		04/06/2022		1,356		(66)			(66)		1,290	1,290			
P2009024019	Laurel	MD		06/02/2022		3,701		(137)			(137)		3,564	3,564			
P2009020261	Glendale	CA		12/30/2020		1,773		(92)			(92)		1,681	1,681			
P4220620455	Thomson	GA		09/07/2022		294		(13)			(13)		281	281			
P2009021386	Inwood	NY		05/28/2021		8,027		(466)			(466)		7,562	7,562			
P2009023106	Phoenix	AZ		12/28/2021		2,540		(92)			(92)		2,449	2,449			
P2009020386	Estacada	OR		01/29/2021		19,820		(979)			(979)		18,841	18,841			
P2009021933	Glendora	CA		07/30/2021		1,915		(94)			(94)		1,821	1,821			
P4191108993	Pittsburgh	PA		06/25/2020		6,266		133			133		6,399	6,399			
P2009023324	Naugatuck	CT		04/06/2022		1,035		(68)			(68)		967	967			
P5220317312	La Quinta	CA		05/18/2022		3,636		(210)			(210)		3,426	3,426			
P5220116058	Marietta	GA		03/09/2022		3,544		(99)			(99)		3,445	3,445			
P2009023655	Houston	TX		03/30/2022													
P2009021339	FORT WORTH	TX		04/14/2022		(1,451)		(120)			(120)		(1,570)	(1,570)			
P5220821662	Lebanon	NJ		10/19/2022		638		(25)			(25)		614	614			
P2009020554	LANHAM	MD		02/09/2021		3,427		(90)			(90)		3,337	3,337			
P2009020254	Wesley Chapel	FL		01/14/2021		2,898		(69)			(69)		2,829	2,829			
P2009022104	Portland	OR		08/17/2021		13,910		(781)			(781)		13,129	13,129			
P2009023252	Hamden	CT		03/09/2022		1,146		(66)			(66)		1,080	1,080			
P2009023586	Wall Township	NJ		04/20/2022		2,677		(168)			(168)		2,509	2,509			

ANNUAL STATEMENT FOR THE YEAR 2022 OF THE AMERICAN EQUITY INVESTMENT LIFE INSURANCE COMPANY

SCHEDULE B - PART 3

Showing All Mortgage Loans DISPOSED, Transferred or Repaid During the Current Year

1	Location		4	5	6	7	Change in Book Value/Recorded Investment						14	15	16	17	18
	2	3					8	9	10	11	12	13					
Loan Number	City	State	Loan Type	Date Acquired	Disposal Date	Book Value/Recorded Investment Excluding Accrued Interest Prior Year	Unrealized Valuation Increase (Decrease)	Current Year's (Amortization) /Accretion	Current Year's Other-Than-Temporary Impairment Recognized	Capitalized Deferred Interest and Other	Total Change in Book Value (8+9-10+11)	Total Foreign Exchange Change in Book Value	Book Value/Recorded Investment Excluding Accrued Interest on Disposal	Consid-eration	Foreign Exchange Gain (Loss) on Disposal	Realized Gain (Loss) on Disposal	Total Gain (Loss) on Disposal
P2009023824	Riverside	CA		05/18/2022		4,436		(271)			(271)		4,165		4,165		
P1910015085	Snowflake	AZ		06/25/2020		3,083		.61			.61		3,144		3,144		
P4220619910	Molalla	OR		08/24/2022		1,093		(32)			(32)		1,062		1,062		
P2009023650	New Braunfels	TX		03/30/2022		3,039		(30)			(30)		3,009		3,009		
P2009020064	Brooklyn	NY		12/18/2020		18,856		(646)			(646)		18,210		18,210		
P5220721255	Baltimore	MD		10/05/2022		107		(3)			(3)		104		104		
P2009021892	San Francisco	CA		07/30/2021		1,036		(57)			(57)		979		979		
P2009020620	ANDERSON	SC		03/26/2021		10,465		(403)			(403)		10,061		10,061		
P5220317151	COLUMBIA	TN		07/13/2022		1,027		(35)			(35)		991		991		
P2009024681	Springfield	VA		08/10/2022		1,091		(32)			(32)		1,059		1,059		
P5220216261	Land O' Lakes	FL		03/30/2022		2,299		(140)			(140)		2,159		2,159		
P4220316884	Centennial	CO		06/02/2022		3,313		(147)			(147)		3,166		3,166		
P2009023689	Nashville	TN		03/30/2022													
P2009020117	Roslyn Heights	NY		12/18/2020		5,072		(201)			(201)		4,871		4,871		
P5220418555	Greer	AZ		06/15/2022		768		(46)			(46)		722		722		
P4220216552	Pismo Beach	CA		03/30/2022		3,974		(243)			(243)		3,731		3,731		
P2009023784	Des Moines	IA		04/20/2022		3,010		(184)			(184)		2,826		2,826		
P4200110254	Anaheim	CA		06/25/2020		10,428		206			206		10,633		10,633		
P2009023671	Kissimmee	FL		03/30/2022													
P2009023501	North Las Vegas	NV		05/04/2022		2,829		(56)			(56)		2,773		2,773		
P2009023084	Brooklyn	NY		12/28/2021		15,211		(550)			(550)		14,662		14,662		
P2009020654	Pennsauken	NJ		04/09/2021		1,825		(61)			(61)		1,764		1,764		
P4211115152	Princeton	NJ		03/09/2022		21,580		(705)			(705)		20,876		20,876		
P5220619773	Plainfield	IL		09/21/2022		332		(6)			(6)		326		326		
P2009023568	North Bergen	NJ		04/06/2022		2,659		(163)			(163)		2,495		2,495		
P2009023270	Baltimore	MD		03/09/2022		1,720		(92)			(92)		1,628		1,628		
P5220418325	Saint Johns	FL		08/10/2022		1,083		(50)			(50)		1,032		1,032		
P2009023686	Philadelphia	PA		03/30/2022		1,903		(19)			(19)		1,884		1,884		
P4220317200	Delray Beach	FL		04/20/2022		12,079		(382)			(382)		11,697		11,697		
P2009024894	Clayton	DE		09/21/2022		221		(9)			(9)		213		213		
P2009021587	Temecula	CA		06/29/2021		792		(45)			(45)		747		747		
P2009023342	Denver	CO		03/09/2022		3,393		(150)			(150)		3,243		3,243		
P5220720725	Buckeye	AZ		10/05/2022		699		(27)			(27)		672		672		
P2009020441	FRISCO	TX		01/14/2021		6,442		(184)			(184)		6,258		6,258		
P5220317405	Palmetto	FL		05/18/2022		2,186		(133)			(133)		2,053		2,053		
P4220518904	Estero	FL		08/10/2022		1,061							1,060		1,060		
P2009021557	Pinecrest	FL		06/29/2021		10,193		(581)			(581)		9,612		9,612		
P5220317021	CINCINNATI	OH		05/18/2022		719		(44)			(44)		675		675		
P4220518881	Fayetteville	GA		07/27/2022		3,266		(156)			(156)		3,110		3,110		
P2009021548	Auburn	WA		06/29/2021		5,041		(262)			(262)		4,779		4,779		
P2009024536	Claymont	DE		07/27/2022		1,026		(29)			(29)		997		997		
P5220216481	Westlake Village	CA		03/30/2022													
P2009024051	Leesburg	VA		06/15/2022		1,518		(89)			(89)		1,429		1,429		
P4220619775	Philadelphia	PA		08/24/2022		762		(28)			(28)		734		734		
P1911015951	Sarasota	FL		06/25/2020		3,322		.66			.66		3,388		3,388		
P4220821707	BULVERDE	TX		10/19/2022		480		(6)			(6)		474		474		
P2009021619	Chicago	IL		06/29/2021		2,447		(122)			(122)		2,324		2,324		
P2009020232	Hurricane	UT		12/30/2020		4,719		(113)			(113)		4,607		4,607		
P4220216668	Hghlnds Ranch	CO		05/04/2022		3,476		(84)			(84)		3,392		3,392		
P2009022040	Alhambree	CA		08/17/2021		7,444		(418)			(418)		7,027		7,027		
P2009020536	LAUDERHILL	FL		02/24/2021		3,610		(95)			(95)		3,515		3,515		

ANNUAL STATEMENT FOR THE YEAR 2022 OF THE AMERICAN EQUITY INVESTMENT LIFE INSURANCE COMPANY

SCHEDULE B - PART 3

Showing All Mortgage Loans DISPOSED, Transferred or Repaid During the Current Year

1	Location		4	5	6	7	Change in Book Value/Recorded Investment						14	15	16	17	18
	2	3					8	9	10	11	12	13					
Loan Number	City	State	Loan Type	Date Acquired	Disposal Date	Book Value/ Recorded Investment Excluding Accrued Interest Prior Year	Unrealized Valuation Increase (Decrease)	Current Year's (Amortization) /Accretion	Current Year's Other- Than- Temporary Impairment Recognized	Capitalized Deferred Interest and Other	Total Change in Book Value (8+9-10+11)	Total Foreign Exchange Change in Book Value	Book Value/ Recorded Investment Excluding Accrued Interest on Disposal	Consid- eration	Foreign Exchange Gain (Loss) on Disposal	Realized Gain (Loss) on Disposal	Total Gain (Loss) on Disposal
P2009021934	Great Neck	NY		07/30/2021		7,419		(408)			(408)		7,011		7,011		
P2009023087	Brentwood	CA		12/28/2021		705,661		(25,499)			(25,499)		680,163		680,163		
P2009020045	Cypress	TX		12/16/2020		63,519		(1,656)			(1,656)		61,862		61,862		
P2009020313	Los Angeles	CA		12/30/2020		8,571		(446)			(446)		8,125		8,125		
P2009024566	Oklahoma City	OK		08/10/2022		355		(9)			(9)		347		347		
P2009020033	WYCKOFF	NJ		12/16/2020		5,877		(167)			(167)		5,710		5,710		
P2009024671	Las Vegas	NV		08/10/2022		353		(10)			(10)		343		343		
P2009020552	Brandywine	MD		02/09/2021		3,073		(81)					2,992		2,992		
P2009024931	Pearland	TX		10/19/2022		230		(8)			(8)		222		222		
P4220316947	Columbus	OH		05/04/2022		947		(23)			(23)		924		924		
P2009020602	MATAWAN	NJ		03/12/2021		6,437		(243)			(243)		6,194		6,194		
P5220316974	Burbank	CA		06/02/2022		3,461		(124)			(124)		3,337		3,337		
P2009020204	Hollywood	FL		12/30/2020		3,396		(158)			(158)		3,238		3,238		
P2009024808	Otis	OR		09/21/2022		803		(22)			(22)		781		781		
P2009023657	Dickinson	TX		03/30/2022													
P2009022127	Boca Raton	FL		08/17/2021		6,359		(357)			(357)		6,002		6,002		
P2009021411	Quakertown	PA		05/28/2021		4,953		(287)			(287)		4,666		4,666		
P2009021777	Gastonia	NC		07/15/2021													
P2009024769	Baltimore	MD		10/19/2022		100							100		100		
P5220519221	Las Vegas	NV		07/27/2022		2,631		(135)			(135)		2,496		2,496		
P5220619714	Orlando	FL		08/10/2022		734		(21)			(21)		712		712		
P2009024361	Baltimore	MD		09/07/2022		372		(5)			(5)		367		367		
P4200110270	Newtown	PA		06/25/2020		8,188		161			161		8,350		8,350		
P2009023126	JAMAICA	NY		12/28/2021		9,302		(336)			(336)		8,966		8,966		
P2009021335	Pompano Beach	FL		05/28/2021		2,182		(127)			(127)		2,056		2,056		
P5220317333	Greenwood	IN		05/04/2022		1,008		(62)			(62)		947		947		
P4220216499	Scottsdale	AZ		04/20/2022		4,703		(220)			(220)		4,484		4,484		
P2009023908	Cedar Park	TX		07/27/2022													
P2009024819	Pacificia	CA		08/24/2022													
P2009020493	PIEDMONT	SC		01/27/2021		3,714		(97)			(97)		3,616		3,616		
P2009021566	Ozone Park	NY		06/29/2021		7,573		(432)			(432)		7,142		7,142		
P4220822585	Byhalia	MS		10/05/2022		165		(2)			(2)		163		163		
P4220720966	Saint John	IN		10/19/2022		186		(7)			(7)		180		180		
P2009023778	Miami	FL		05/04/2022		4,474		(197)			(197)		4,277		4,277		
P4220317509	Mission Viejo	CA		05/18/2022		5,709		(136)			(136)		5,573		5,573		
P2009021625	Delray Beach	FL		06/29/2021		2,537		(145)			(145)		2,393		2,393		
P5220418419	Clarksville	TN		08/10/2022		240		(12)			(12)		227		227		
P5220720710	Burley	ID		08/24/2022		365		(7)			(7)		358		358		
P5220418032	Kingsland	TX		06/15/2022		851		(29)			(29)		822		822		
P2009023800	Riverbank	CA		05/18/2022		2,763		(169)			(169)		2,594		2,594		
P2009023742	Woodbridge	VA		04/20/2022		1,973		(120)			(120)		1,852		1,852		
P5220418255	Galveston	TX		07/13/2022		660		(39)			(39)		621		621		
P4220216227	Winter Springs	FL		03/30/2022		5,789		(332)			(332)		5,457		5,457		
P2009023294	Rosharon	TX		03/09/2022		2,827		(163)			(163)		2,663		2,663		
P2009021554	Bridgeport	CT		06/29/2021		5,552		(317)			(317)		5,235		5,235		
P4220115973	DEPTFORD	NJ		03/09/2022		1,865		(89)			(89)		1,776		1,776		
P5220620529	University Heights	OH		09/21/2022		625		(27)			(27)		598		598		
P2009020352	Exeter	RI		01/29/2021		5,312		(271)			(271)		5,040		5,040		
P2009021367	Brooklyn	NY		05/28/2021		9,679		(478)			(478)		9,202		9,202		
P2009021569	Valley Stream	NY		06/29/2021		7,453		(365)			(365)		7,087		7,087		
P2002017867	Sun City Center	FL		06/25/2020		278		5			5		283		283		

ANNUAL STATEMENT FOR THE YEAR 2022 OF THE AMERICAN EQUITY INVESTMENT LIFE INSURANCE COMPANY

SCHEDULE B - PART 3

Showing All Mortgage Loans DISPOSED, Transferred or Repaid During the Current Year

1	Location		4	5	6	7	Change in Book Value/Recorded Investment						14	15	16	17	18
	2	3					8	9	10	11	12	13					
Loan Number	City	State	Loan Type	Date Acquired	Disposal Date	Book Value/Recorded Investment Excluding Accrued Interest Prior Year	Unrealized Valuation Increase (Decrease)	Current Year's (Amortization) /Accretion	Current Year's Other-Than-Temporary Impairment Recognized	Capitalized Deferred Interest and Other	Total Change in Book Value (8+9-10+11)	Total Foreign Exchange Change in Book Value	Book Value/Recorded Investment Excluding Accrued Interest on Disposal	Consid-eration	Foreign Exchange Gain (Loss) on Disposal	Realized Gain (Loss) on Disposal	Total Gain (Loss) on Disposal
P2009023530	Midlothian	TX		04/20/2022		6,196		(265)			(265)		5,931	5,931			
P2009020230	Myrtle Beach	SC		12/30/2020		2,360		(78)			(78)		2,282	2,282			
P4220822337	Orlando	FL		10/19/2022		406		(16)			(16)		390	390			
P2009025031	Lutherville	MD		11/16/2022		149		(2)			(2)		147	147			
P2009021558	Brooklyn	NY		06/29/2021		5,503		(275)			(275)		5,228	5,228			
P2009021545	Gig Harbor	WA		06/29/2021		6,165		(351)			(351)		5,813	5,813			
P4220821636	New Orleans	LA		10/05/2022		280		(11)			(11)		269	269			
P5220822076	Marietta	GA		10/05/2022		582		(22)			(22)		560	560			
P5220216800	Kissimmee	FL		05/18/2022		2,735		(162)			(162)		2,573	2,573			
P2009023051	Syosset	NY		12/28/2021													
P4211215628	The Villages	FL		03/09/2022		10,476		(20)			(20)		10,456	10,456			
P5220216650	NEW BALTIMORE	MI		04/20/2022		1,812		(111)			(111)		1,701	1,701			
P2009024844	Coral Springs	FL		09/07/2022		583		(25)			(25)		558	558			
P5211215448	LOS ANGELES	CA		03/30/2022		1,722		(68)			(68)		1,654	1,654			
P5220519080	Frisco	TX		08/10/2022		1,048		(57)			(57)		991	991			
P2009021364	East Wenatchee	WA		05/28/2021		72,643		(4,104)			(4,104)		68,539	68,539			
P2009021370	Stateline	NV		05/28/2021													
P4220116091	Kissimmee	FL		03/09/2022		1,026		(49)			(49)		977	977			
P2009020250	FALLBROOK	CA		12/16/2020		4,920		(251)			(251)		4,669	4,669			
P4220216670	Fort Lauderdale	FL		04/20/2022		2,313		(78)			(78)		2,236	2,236			
P2009021382	Bucksport	ME		05/28/2021		6,884		(390)			(390)		6,494	6,494			
P2009023455	SANTA ROSA BEACH	FL		04/20/2022		2,886		(29)			(29)		2,857	2,857			
P2009020177	Hoytsville	UT		12/16/2020		2,757		(91)			(91)		2,665	2,665			
P2009020438	Lehigh Acres	FL		02/02/2021		2,271		(44)			(44)		2,227	2,227			
P5220721182	Reunion	FL		10/05/2022		661		(25)			(25)		636	636			
P2009020616	Lehigh Acres	FL		04/09/2021		3,871		(93)			(93)		3,778	3,778			
P4211215230	Killeen	TX		03/30/2022		1,140		(45)			(45)		1,095	1,095			
P2009020546	HYATTSVILLE	MD		02/24/2021		2,446		(64)			(64)		2,382	2,382			
P2009020460	SUGAR LAND	TX		01/27/2021		220,265		(5,760)			(5,760)		214,505	214,505			
P2009021363	WHITESTONE	NY		05/28/2021		7,238		(409)			(409)		6,828	6,828			
P4220316862	Parkland	FL		05/04/2022		3,891		(191)			(191)		3,700	3,700			
P2009020571	Fort Washington	MD		03/12/2021		3,852		(119)			(119)		3,733	3,733			
P5220216456	Lubbock	TX		05/04/2022		1,612		(89)			(89)		1,523	1,523			
P2009023597	Salt Lake City	UT		05/04/2022		1,645		(100)			(100)		1,545	1,545			
P2009024385	Montgomery Village	MD		07/27/2022		1,850		(97)			(97)		1,753	1,753			
P2009020464	TAMPA	FL		01/27/2021		2,176		(57)			(57)		2,119	2,119			
P4220721062	Sarasota	FL		09/21/2022		735		(28)			(28)		707	707			
P2009023719	Garland	TX		03/30/2022		3,112		(31)			(31)		3,081	3,081			
P4220721303	Milpitas	CA		10/05/2022													
P5220720553	Newport Beach	CA		09/07/2022													
P2009021575	Delray Beach	FL		06/29/2021		3,560		(203)			(203)		3,357	3,357			
P5220822512	Palm Springs	CA		10/05/2022		480		(11)			(11)		468	468			
P2009023318	Round Lake	IL		03/09/2022		41,091		(2,553)			(2,553)		38,538	38,538			
P2009021437	Ville Platte	LA		05/28/2021		1,444		(72)			(72)		1,372	1,372			
P2009023698	Cleveland	OH		03/30/2022		1,604		(16)			(16)		1,588	1,588			
P2001017064	Coral Springs	FL		06/25/2020		1,130		22			22		1,152	1,152			
P2009024409	Burr Ridge	IL		08/10/2022		3,062		(35)			(35)		3,027	3,027			
P2009020502	BLADENSBURG	MD		02/09/2021		1,995		(62)			(62)		1,933	1,933			
P2009020375	Northport	NY		01/29/2021		4,868		(201)	50		(251)		4,616	4,616			
P2009023693	Lake Zurich	IL		03/30/2022		2,398		(24)			(24)		2,374	2,374			
P2009024823	Cedar Park	TX		09/21/2022		414		(15)			(15)		399	399			

ANNUAL STATEMENT FOR THE YEAR 2022 OF THE AMERICAN EQUITY INVESTMENT LIFE INSURANCE COMPANY

SCHEDULE B - PART 3

Showing All Mortgage Loans DISPOSED, Transferred or Repaid During the Current Year

1	Location		4	5	6	7	Change in Book Value/Recorded Investment						14	15	16	17	18
	2	3					8	9	10	11	12	13					
Loan Number	City	State	Loan Type	Date Acquired	Disposal Date	Book Value/Recorded Investment Excluding Accrued Interest Prior Year	Unrealized Valuation Increase (Decrease)	Current Year's (Amortization) /Accretion	Current Year's Other-Than-Temporary Impairment Recognized	Capitalized Deferred Interest and Other	Total Change in Book Value (8+9-10+11)	Total Foreign Exchange Change in Book Value	Book Value/Recorded Investment Excluding Accrued Interest on Disposal	Consid-eration	Foreign Exchange Gain (Loss) on Disposal	Realized Gain (Loss) on Disposal	Total Gain (Loss) on Disposal
P5220821813	Anna	TX		10/05/2022		234		(3)			(3)		231	231			
P2009023507	Afton	OK		05/18/2022		3,661		(129)			(129)		3,532	3,532			
P1911015669	Mission Viejo	CA		06/25/2020		2,514		50			50		2,563	2,563			
P5220418279	Sarasota	FL		08/10/2022		1,128		(57)			(57)		1,071	1,071			
P2009024026	Cedar Hill	TX		06/02/2022		649		(40)			(40)		610	610			
P1912016435	Porter Ranch	CA		06/25/2020		3,510		131			131		3,641	3,641			
P2009020056	Kew Gardens Hills	NY		12/18/2020		2,911		(115)			(115)		2,796	2,796			
P2009024893	Saint Charles	MO		09/21/2022		323		(2)			(2)		321	321			
P2009024856	Forest Hill	MD		09/07/2022		479		(21)			(21)		459	459			
P2009024272	Greenville	TX		07/13/2022		1,425		(80)			(80)		1,346	1,346			
P2009020307	Rimrock	AZ		12/30/2020		2,073		(108)			(108)		1,965	1,965			
P5220316912	Daphne	AL		06/15/2022		2,240		(136)			(136)		2,104	2,104			
P2009023309	Las Vegas	NV		03/09/2022		1,529		(78)			(78)		1,451	1,451			
P5211215368	Pembroke Pines	FL		03/30/2022		1,664		(67)			(67)		1,597	1,597			
P2009023703	Baytown	TX		03/30/2022		1,031		(10)			(10)		1,021	1,021			
P2009022095	Los Angeles	CA		08/17/2021		10,085		(566)			(566)		9,519	9,519			
P2009020507	SPRING	TX		02/09/2021		2,595		(68)			(68)		2,527	2,527			
P2009023085	Freedom	ME		12/28/2021		3,024		(109)			(109)		2,915	2,915			
P2009023113	Brooklyn	NY		12/28/2021		12,839		(464)			(464)		12,375	12,375			
P2009023812	Stockton	CA		05/18/2022		1,310		(80)			(80)		1,230	1,230			
P4190706220	Millsboro	DE		06/25/2020		2,073		42			42		2,115	2,115			
P2009025098	Silver Spring	MD		11/16/2022		238		(10)			(10)		228	228			
P4220115878	Highland	MI		04/20/2022		2,358		(144)			(144)		2,214	2,214			
P4220720816	Loxahatchee	FL		09/07/2022		5,202		(224)			(224)		4,978	4,978			
P4220216390	Irvine	CA		04/20/2022													
P2009024714	San Jose	CA		08/24/2022		2,496		(107)			(107)		2,388	2,388			
P2009024954	Southaven	MS		10/19/2022		181		(7)			(7)		174	174			
P4220316905	Lake Elsinore	CA		04/20/2022		2,987		(145)			(145)		2,842	2,842			
P4200110273	Sandy Springs	GA		06/25/2020		10,646		480			480		11,126	11,126			
P2009020568	Newark	CA		03/12/2021													
P2009023394	Phoenix	AZ		03/09/2022		2,515		(134)			(134)		2,381	2,381			
P2009023063	Longboat Key	FL		12/28/2021													
P5220518819	Spokane	WA		07/27/2022													
P2009021582	FLUSHING	NY		06/29/2021		3,379		(193)			(193)		3,187	3,187			
P2009023966	Des Plaines	IL		06/02/2022		3,258		(175)			(175)		3,083	3,083			
P1912016246	Salisbury	MA		06/25/2020		10,919		298			298		11,217	11,217			
P2009023917	Austin	TX		05/18/2022													
P4220418374	Bloomfield	CT		06/15/2022		2,323		(67)			(67)		2,256	2,256			
P2009023117	Levittown	PA		12/28/2021		32,630		(1,178)			(1,178)		31,452	31,452			
P2009021375	Melville	NY		05/28/2021		5,551		(322)			(322)		5,229	5,229			
P5220620536	Placentia	CA		09/07/2022		1,063		(23)			(23)		1,041	1,041			
P4220216606	Encino	CA		05/04/2022													
P4220115974	Deland	FL		05/18/2022		1,539		(32)			(32)		1,507	1,507			
P2009021352	Las Vegas	NV		05/28/2021		1,513		(88)			(88)		1,426	1,426			
P4220116020	Coconut Grove	FL		04/20/2022		8,152		12			12		8,164	8,164			
P4220518820	Littleton	CO		07/27/2022		2,284		(31)			(31)		2,253	2,253			
P2009021577	Weston	CT		06/29/2021		4,703		(268)			(268)		4,435	4,435			
P2009023878	Saint Petersburg	FL		05/04/2022		1,697		(36)			(36)		1,661	1,661			
P2009021333	Hemet	CA		05/28/2021		5,239		(304)			(304)		4,935	4,935			
P2009024465	Phoenix	AZ		08/24/2022		727		(29)			(29)		698	698			
P1911016090	Marietta	GA		06/25/2020		245,405		3,765			3,765		249,170	249,170			

ANNUAL STATEMENT FOR THE YEAR 2022 OF THE AMERICAN EQUITY INVESTMENT LIFE INSURANCE COMPANY

SCHEDULE B - PART 3

Showing All Mortgage Loans DISPOSED, Transferred or Repaid During the Current Year

1	Location		4	5	6	7	Change in Book Value/Recorded Investment						14	15	16	17	18
	2	3					8	9	10	11	12	13					
Loan Number	City	State	Loan Type	Date Acquired	Disposal Date	Book Value/Recorded Investment Excluding Accrued Interest Prior Year	Unrealized Valuation Increase (Decrease)	Current Year's (Amortization) /Accretion	Current Year's Other-Than-Temporary Impairment Recognized	Capitalized Deferred Interest and Other	Total Change in Book Value (8+9-10+11)	Total Foreign Exchange Change in Book Value	Book Value/Recorded Investment Excluding Accrued Interest on Disposal	Consid-eration	Foreign Exchange Gain (Loss) on Disposal	Realized Gain (Loss) on Disposal	Total Gain (Loss) on Disposal
P2009020532	Avalon	NJ		02/02/2021		35,254		(922)			(922)		34,332	34,332			
P2009020503	SUISUN CITY	CA		02/09/2021		3,444		(90)			(90)		3,353	3,353			
P2009022130	Hewitt	NJ		08/17/2021		3,964		(222)			(222)		3,742	3,742			
P4220822362	Lewisburg	PA		10/05/2022		1,691		(65)			(65)		1,626	1,626			
P2009020562	Los Angeles	CA		03/12/2021		27,417		(527)			(527)		26,889	26,889			
P2009024943	Henrico	VA		10/19/2022		101		(4)			(4)		97	97			
P2009023696	Crowley	TX		03/30/2022													
P4220316989	Casselberry	FL		04/20/2022		5,964		(323)			(323)		5,641	5,641			
P4220923402	Palisade	CO		11/02/2022		362		(16)			(16)		346	346			
P2009022051	Federal Way	WA		08/17/2021		5,594		(314)			(314)		5,280	5,280			
P4220519451	Staunton	VA		09/21/2022		297		(2)			(2)		295	295			
P2009024312	Hagerstown	MD		07/13/2022		692		(38)			(38)		654	654			
P5220519432	Spicewood	TX		08/10/2022		1,338		(47)			(47)		1,291	1,291			
P4200110349	St. Cloud	FL		06/25/2020		3,094		61			61		3,156	3,156			
P5220822206	Milwaukee	WI		10/19/2022		84		(3)			(3)		81	81			
P2009020225	Surprise	AZ		12/30/2021		201		(9)			(9)		192	192			
P2009020331	Wellington	FL		01/14/2021		1,510		(40)			(40)		1,471	1,471			
P2009024596	Kansas City	MO		09/07/2022													
P4220418471	BON AQUA	TN		06/29/2022		1,056		(61)			(61)		996	996			
P4220317441	Miami Beach	FL		05/18/2022		867		(23)			(23)		845	845			
P4220821900	Sacramento	CA		10/19/2022		182		(7)			(7)		175	175			
P5220216773	Inverness	IL		05/18/2022		2,364		(144)			(144)		2,220	2,220			
P2009022063	GREAT NECK	NY		08/17/2021		3,083		(173)			(173)		2,910	2,910			
P5220317230	Dacula	GA		05/04/2022		2,035		(118)			(118)		1,917	1,917			
P2009020219	Indio	CA		12/30/2020													
P4211215458	Yukon	PA		03/09/2022		1,591		(59)			(59)		1,532	1,532			
P2009024803	Clifton	NJ		09/21/2022		613		(26)			(26)		587	587			
P5220923568	Barrington	IL		11/16/2022		234		(3)			(3)		230	230			
P2009024716	Hagerstown	MD		09/07/2022		252		(7)			(7)		245	245			
P5220721119	Costa Mesa	CA		09/21/2022		3,639		(125)			(125)		3,514	3,514			
P2009023578	Brandon	MS		04/20/2022		1,415		(93)			(93)		1,322	1,322			
P5220518963	Le Roy	MN		07/13/2022		811		(16)			(16)		796	796			
P2009020488	Denver	CO		01/14/2021		2,728		(58)			(58)		2,670	2,670			
P2009023446	Jacksonville	FL		03/09/2022		5,872		(384)			(384)		5,487	5,487			
P5220619660	Plainview	TX		08/10/2022		336		(13)			(13)		324	324			
P2009024029	Orlando	FL		08/10/2022		455		(23)			(23)		432	432			
P2009020628	EVANSTON	IL		04/09/2021		5,528		(185)			(185)		5,344	5,344			
P4220821937	West Monroe	LA		10/05/2022		470		(18)			(18)		452	452			
P2009020566	ROSWELL	GA		02/02/2021		14,547		(380)			(380)		14,167	14,167			
P2001017503	Lombard	IL		06/25/2020		3,461		99			99		3,560	3,560			
P4220721025	Port St. Lucie	FL		09/07/2022		1,209		(35)			(35)		1,174	1,174			
P2009024179	Houston	TX		07/13/2022		1,670		(66)			(66)		1,604	1,604			
P5220822618	Antioch	CA		10/19/2022		452		(3)			(3)		449	449			
P2009020545	LOS ANGELES	CA		03/26/2021		4,546		(118)			(118)		4,428	4,428			
P2009024119	Delano	CA		06/15/2022		739		(42)			(42)		698	698			
P2009021596	Shelter Island Heights	NY		06/29/2021		20,358		(1,160)			(1,160)		19,198	19,198			
P2009023420	Hyattsville	MD		03/09/2022		5,018		(278)			(278)		4,740	4,740			
P4220317727	San Antonio	FL		06/15/2022		1,465		(50)			(50)		1,416	1,416			
P4191209305	Washington	DC		01/14/2022		331		6		28	34		337	337			
P2009023852	Leesburg	VA		05/04/2022		15,030		(243)			(243)		14,787	14,787			
P2009024492	Ft Lauderdale	FL		08/24/2022		3,904		23			23		3,927	3,927			

ANNUAL STATEMENT FOR THE YEAR 2022 OF THE AMERICAN EQUITY INVESTMENT LIFE INSURANCE COMPANY

SCHEDULE B - PART 3

Showing All Mortgage Loans DISPOSED, Transferred or Repaid During the Current Year

1	Location		4	5	6	7	Change in Book Value/Recorded Investment						14	15	16	17	18
	2	3					8	9	10	11	12	13					
Loan Number	City	State	Loan Type	Date Acquired	Disposal Date	Book Value/Recorded Investment Excluding Accrued Interest Prior Year	Unrealized Valuation Increase (Decrease)	Current Year's (Amortization) /Accretion	Current Year's Other-Than-Temporary Impairment Recognized	Capitalized Deferred Interest and Other	Total Change in Book Value (8+9-10+11)	Total Foreign Exchange Change in Book Value	Book Value/Recorded Investment Excluding Accrued Interest on Disposal	Consid-eration	Foreign Exchange Gain (Loss) on Disposal	Realized Gain (Loss) on Disposal	Total Gain (Loss) on Disposal
P2009023822	Pflugerville	TX		05/04/2022		1,722		(105)			(105)		1,617		1,617		
P5220721116	Hamden	CT		09/21/2022		754		(29)			(29)		725		725		
P2009024508	Dinuba	CA		08/10/2022		384		(10)			(10)		374		374		
P5220216333	MANALAPAN	NJ		04/20/2022		2,506		(121)			(121)		2,385		2,385		
P2009023535	Saint George	UT		05/04/2022		3,266		(173)			(173)		3,093		3,093		
P2002017784	Brentwood	TN		06/25/2020		5,572		151			151		5,723		5,723		
P2009024868	Sun City	AZ		09/21/2022		532		(23)			(23)		509		509		
P2009023926	Easton	MD		05/18/2022		7,737		(419)			(419)		7,318		7,318		
P2009020085	Flushing	NY		12/18/2020		7,895		(273)			(273)		7,623		7,623		
P2009023064	Lakewood	WA		04/14/2022		3,396		(123)			(123)		3,273		3,273		
P2009023936	College Park	MD		05/18/2022		1,471		(90)			(90)		1,381		1,381		
P2009023434	Springfield	VA		03/09/2022		3,342		(193)			(193)		3,150		3,150		
P2009020095	Staten Island	NY		12/18/2020		5,172		(187)			(187)		4,986		4,986		
P2009022058	Hallandale Beach	FL		08/17/2021		5,400		(303)			(303)		5,097		5,097		
P2009020518	El Dorado Hills	CA		02/24/2021													
P2009020600	PORT SAINT LUCIE	FL		03/12/2021		2,803		(87)			(87)		2,716		2,716		
P2009022077	Redwood City	CA		08/17/2021													
P2009022044	Farmington	ME		08/17/2021		1,578		(89)			(89)		1,489		1,489		
P5220720807	Denver	CO		09/07/2022		954		(39)			(39)		915		915		
P2009021963	Fayetteville	AR		07/30/2021													
P2009023977	Tinton Falls	NJ		06/02/2022		3,789		(231)			(231)		3,557		3,557		
P4220317027	Golden	CO		04/20/2022		5,792		(274)			(274)		5,518		5,518		
P2009023304	Sykesville	MD		03/09/2022		2,265		(126)			(126)		2,139		2,139		
P2009023135	Staten Island	NY		12/28/2021		16,142		(583)			(583)		15,559		15,559		
P2009024843	Carmel	IN		11/02/2022		2,007		(17)			(17)		1,990		1,990		
P2009023053	Staten Island	NY		12/28/2021		10,183		(368)			(368)		9,815		9,815		
P4220821659	Wildwood	FL		09/21/2022		858		(9)			(9)		849		849		
P5220317706	Idaho Springs	CO		06/15/2022		1,911		(102)			(102)		1,809		1,809		
P5220821699	Fayetteville	AR		10/19/2022		329		(13)			(13)		316		316		
P1911015992	Bethany	CT		06/25/2020		32,807		760			760		33,568		33,568		
P2009021351	Redondo Beach	CA		05/28/2021		79,398		(7,884)			(7,884)		71,514		71,514		
P2009020522	JACKSONVILLE	FL		02/02/2021		3,104		(81)			(81)		3,022		3,022		
P2009024652	Lilburn	GA		09/21/2022		324		(13)			(13)		311		311		
P2009023056	Hillside	NJ		12/28/2021		3,466		(125)			(125)		3,340		3,340		
P4220619795	Englewood	FL		10/05/2022		370		(5)			(5)		365		365		
P2009023071	Coral Springs	FL		12/28/2021		8,894		(321)			(321)		8,573		8,573		
P2009021378	Roslyn	NY		05/28/2021		12,942		(751)			(751)		12,191		12,191		
P2009023627	Effingham	SC		06/15/2022		1,004		(60)			(60)		944		944		
P4220619687	Afton	OK		08/10/2022		2,707		(79)			(79)		2,629		2,629		
P1912016817	Addison	TX		06/25/2020		465		9			9		474		474		
P1912016877	Menlo Park	CA		06/25/2020													
P5220317051	Dripping Springs	TX		05/04/2022		3,453		(120)			(120)		3,333		3,333		
P2009023096	Staten Island	NY		12/28/2021		5,954		(215)			(215)		5,739		5,739		
P8210800022	North Charleston	SC		09/03/2021													
P5220821728	Chicago	IL		10/05/2022		210		(1)			(1)		210		210		
P2009023761	Bridgewater	CT		05/18/2022		1,482		(90)			(90)		1,392		1,392		
P4220822475	San Jose	CA		10/05/2022		249		(10)			(10)		239		239		
P2009020322	Crystal Lake	IL		12/30/2020		3,271		(86)			(86)		3,185		3,185		
P8210800025	Columbia	SC		09/03/2021													
P2009021910	Washoe Valley	NV		07/30/2021													
P5220317179	Manchester	NH		05/18/2022		6,266		(367)			(367)		5,899		5,899		

ANNUAL STATEMENT FOR THE YEAR 2022 OF THE AMERICAN EQUITY INVESTMENT LIFE INSURANCE COMPANY

SCHEDULE B - PART 3

Showing All Mortgage Loans DISPOSED, Transferred or Repaid During the Current Year

1	Location		4	5	6	7	Change in Book Value/Recorded Investment						14	15	16	17	18
	2	3					8	9	10	11	12	13					
Loan Number	City	State	Loan Type	Date Acquired	Disposal Date	Book Value/Recorded Investment Excluding Accrued Interest Prior Year	Unrealized Valuation Increase (Decrease)	Current Year's (Amortization) /Accretion	Current Year's Other-Than-Temporary Impairment Recognized	Capitalized Deferred Interest and Other	Total Change in Book Value (8+9-10+11)	Total Foreign Exchange Change in Book Value	Book Value/Recorded Investment Excluding Accrued Interest on Disposal	Consid-eration	Foreign Exchange Gain (Loss) on Disposal	Realized Gain (Loss) on Disposal	Total Gain (Loss) on Disposal
P2009020619	North Las Vegas	NV		03/12/2021		5,353		(178)			(178)		5,175	5,175			
P2009023047	Leonia	NJ		12/28/2021		9,538		(344)			(344)		9,194	9,194			
P2009020570	Fremont	CA		03/12/2021													
P2009020508	WEST VALLEY CITY	UT		02/09/2021		2,053		(54)			(54)		1,999	1,999			
P2009023754	Ormond Beach	FL		04/20/2022													
P2009025123	Las Vegas	NV		11/30/2022		568		(19)			(19)		549	549			
P2009023850	NORTH HILLS	CA		05/18/2022		3,594		(32)			(32)		3,562	3,562			
P2009024630	Lake Worth	FL		08/24/2022		692		(14)			(14)		678	678			
P2009023405	Florida City	FL		03/09/2022		1,719		(112)			(112)		1,607	1,607			
P5220518756	Tomball	TX		07/27/2022		861		(43)			(43)		818	818			
P5220721432	Franktown	CO		09/21/2022		1,003		(26)			(26)		977	977			
P2009021393	Dallas	TX		05/28/2021													
P2009020467	MIAMI LAKES	FL		02/09/2021		4,256		(112)			(112)		4,144	4,144			
P2001017268	Orlando	FL		06/25/2020		2,166		67			67		2,233	2,233			
P5220518912	ORANGE BEACH	AL		07/27/2022		69,692		(2,037)			(2,037)		67,655	67,655			
P4220316866	Denver	CO		04/20/2022		1,045		(43)			(43)		1,002	1,002			
P2009022035	Squaw Valley	CA		08/17/2021		2,078		(117)			(117)		1,961	1,961			
P2009022042	HOLLYWOOD	FL		08/17/2021		1,455		(83)			(83)		1,372	1,372			
P2009023391	Netcong	NJ		03/09/2022		1,854		(90)			(90)		1,764	1,764			
P4220317187	Irvine	CA		05/18/2022		10,404		(256)			(256)		10,149	10,149			
P8210800019	Blythewood	SC		09/03/2021													
P4220317322	Los Angeles	CA		04/20/2022		3,861		(125)			(125)		3,736	3,736			
P4200110088	San Diego	CA		06/25/2020		392		8			8		400	400			
P2009022114	El Dorado Hills	CA		08/17/2021													
P5220216350	BAY ST LOUIS	MS		05/18/2022		635		(42)			(42)		594	594			
P4220316908	Rossville	GA		04/20/2022		1,125		(46)			(46)		1,080	1,080			
P2009023986	Charlotte	NC		06/02/2022		1,289		(44)			(44)		1,245	1,245			
P2009023052	Raleigh	NC		12/28/2021		5,316		(192)			(192)		5,124	5,124			
P4220216828	ENCINO	CA		04/20/2022		11,906		(489)			(489)		11,417	11,417			
P4220923340	CHERRY HILL	NJ		11/16/2022		255		(7)			(7)		248	248			
P2009024669	Kenilworth	NJ		08/10/2022		65,902		(1,919)			(1,919)		63,983	63,983			
P4220216626	Cataldo	ID		05/04/2022		1,929		(40)			(40)		1,889	1,889			
P4200110395	Cape Coral	FL		06/25/2020		2,489		6			6		2,495	2,495			
P2009024710	Lindenhurst	IL		09/07/2022		400		(17)			(17)		383	383			
P5220216474	Olney	MT		05/04/2022		25,240		(1,167)			(1,167)		24,073	24,073			
P2009020563	SOUTH BEND	IN		02/24/2021		3,855		(119)			(119)		3,736	3,736			
P2009023281	Manassas	VA		03/09/2022		2,961		(144)			(144)		2,816	2,816			
P1911015884	Rocklin	CA		06/25/2020		9,524		312			312		9,836	9,836			
P2009021932	Sunny Isles Beach	FL		07/30/2021		15,330		(764)			(764)		14,566	14,566			
P4220116102	Indian Land	SC		03/09/2022		3,429		(40)			(40)		3,389	3,389			
P2009023322	Katy	TX		03/09/2022		2,552		(83)			(83)		2,468	2,468			
P4220518825	Lehigh Acres	FL		07/13/2022		418		(20)			(20)		398	398			
P2009024624	Waukegan	IL		08/24/2022		449		(19)			(19)		429	429			
P2009023585	Davie	FL		04/20/2022		3,765		(229)			(229)		3,536	3,536			
P2009023525	BOWIE	MD		04/06/2022		2,745		(83)			(83)		2,662	2,662			
P4220620218	Fayetteville	NC		08/24/2022		1,073		(15)			(15)		1,058	1,058			
P2009023506	PACOMA	CA		04/06/2022		4,046		(96)			(96)		3,950	3,950			
P5220721156	Mountain View	CA		09/21/2022		1,038		(21)			(21)		1,017	1,017			
P5220216706	FORT MILL	SC		05/18/2022		4,973		(219)			(219)		4,754	4,754			
P2009021784	Summerville	SC		07/15/2021													
P2009020005	Sandy	UT		12/30/2020		304		(4)			(4)		300	300			

ANNUAL STATEMENT FOR THE YEAR 2022 OF THE AMERICAN EQUITY INVESTMENT LIFE INSURANCE COMPANY

SCHEDULE B - PART 3

Showing All Mortgage Loans DISPOSED, Transferred or Repaid During the Current Year

1	Location		4	5	6	7	Change in Book Value/Recorded Investment						14	15	16	17	18
	2	3					8	9	10	11	12	13					
Loan Number	City	State	Loan Type	Date Acquired	Disposal Date	Book Value/Recorded Investment Excluding Accrued Interest Prior Year	Unrealized Valuation Increase (Decrease)	Current Year's (Amortization) /Accretion	Current Year's Other-Than-Temporary Impairment Recognized	Capitalized Deferred Interest and Other	Total Change in Book Value (8+9-10+11)	Total Foreign Exchange Change in Book Value	Book Value/Recorded Investment Excluding Accrued Interest on Disposal	Consid-eration	Foreign Exchange Gain (Loss) on Disposal	Realized Gain (Loss) on Disposal	Total Gain (Loss) on Disposal
P2009022089	Woodbridge	VA		08/17/2021		9,510		(533)			(533)		8,976		8,976		
P2009020398	Delray Beach	FL		01/29/2021		2,274		(116)			(116)		2,158		2,158		
P2009023277	Willingboro	NJ		03/09/2022		1,724		(72)			(72)		1,651		1,651		
P2009023546	Plano	IL		04/06/2022		1,466		(84)			(84)		1,382		1,382		
P5220317720	St Petersburg	FL		06/02/2022		3,238		(141)			(141)		3,096		3,096		
P4220922841	Louisville	CO		10/19/2022		370		(1)			(1)		369		369		
P2009020550	MISSOURI CITY	TX		02/24/2021		12,714		(123)			(123)		12,591		12,591		
P2009023716	Jersey City	NJ		03/30/2022													
P2009023435	Spicewood	TX		04/20/2022		21,956		(644)			(644)		21,312		21,312		
P2009020281	Birmingham	AL		12/30/2020		11,787		(616)			(616)		11,172		11,172		
P4220821594	Davie	FL		09/21/2022		871		(27)			(27)		844		844		
P2009022136	Spring	TX		08/17/2021		19,055		(1,011)			(1,011)		18,044		18,044		
P2009023983	Denver	CO		06/02/2022		2,138		(110)			(110)		2,027		2,027		
P5220721217	Eagle	CO		10/05/2022		1,072		(41)			(41)		1,030		1,030		
P2009021392	East Elmhurst	NY		05/28/2021		9,628		(559)			(559)		9,070		9,070		
P2009021896	Draper	UT		07/30/2021		6,794		(374)			(374)		6,421		6,421		
P2009021403	Middle Village	NY		05/28/2021													
P2009023919	Adelphi	MD		05/04/2022		2,467		(86)			(86)		2,381		2,381		
P4220822714	Oakland	TN		11/30/2022		247		(5)			(5)		243		243		
P5220418192	MONTCLAIR	CA		06/02/2022		2,333		(126)			(126)		2,206		2,206		
P5220721474	Temple	TX		09/21/2022		491		(19)			(19)		472		472		
P5220519245	Port Saint Lucie	FL		10/05/2022		470		(18)			(18)		452		452		
P5220822070	New Orleans	LA		10/19/2022													
P2009021574	Massapequa	NY		06/29/2021		6,437		(326)			(326)		6,111		6,111		
P4220822482	Adrian	MI		11/02/2022		281		(10)			(10)		270		270		
P2009022073	Arlington	VA		08/17/2021		16,990		(953)			(953)		16,037		16,037		
P1912016907	Hollywood	MD		06/25/2020		5,772		114			114		5,886		5,886		
P2009023368	Chicago	IL		03/09/2022		2,735		(170)			(170)		2,565		2,565		
P2009021467	Forest Hills	NY		11/15/2022		23,799		(1,408)			(1,408)		22,391		22,391		
P2009023767	Annapolis	MD		04/20/2022		1,722		(105)			(105)		1,617		1,617		
P2009024805	Las Vegas	NV		09/07/2022		827		(7)			(7)		820		820		
P2009020255	Upper Marlboro	MD		01/14/2021		2,518		(83)			(83)		2,434		2,434		
P2009023661	Woodstock	GA		03/30/2022		1,955		(19)			(19)		1,936		1,936		
P5220822312	LAHAINA	HI		10/19/2022		273		(2)			(2)		271		271		
P2009023338	Santa Paula	CA		03/09/2022		31,111		(629)			(629)		30,482		30,482		
P2009023946	Owings Mills	MD		05/18/2022		1,530		(93)			(93)		1,436		1,436		
P2009020369	Flushing	NY		01/29/2021		3,503		(179)			(179)		3,325		3,325		
P2009023899	Oakland	CA		07/27/2022													
P4220822145	SAN DIEGO	CA		11/02/2022		448		2			2		449		449		
P2009022029	Astoria	NY		08/17/2021		10,158		(570)			(570)		9,588		9,588		
P2009021884	Bal Harbour	FL		07/30/2021		41,781		(2,065)			(2,065)		39,716		39,716		
P2009023385	Sacramento	CA		03/09/2022		6,234		(290)			(290)		5,944		5,944		
P2009021936	Corpus Christi	TX		07/30/2021		2,624		(144)			(144)		2,479		2,479		
P2009023059	Bayside	NY		12/28/2021		9,533		(344)			(344)		9,188		9,188		
P2009022090	Watchung	NJ		08/11/2021		13,610		(764)			(764)		12,846		12,846		
P8220500003	Cottonwood Heights	UT		08/10/2022													
P4191108967	Houston	TX		06/25/2020		3,843		77			77		3,920		3,920		
P2009020459	DORAL	FL		01/27/2021		4,426		(116)			(116)		4,310		4,310		
P4220317334	Coronado	CA		05/18/2022													
P2009020116	New York	NY		12/18/2020		4,463		(175)			(175)		4,288		4,288		
P2009023133	Central Islip	NY		12/28/2021		3,314		(120)			(120)		3,194		3,194		

ANNUAL STATEMENT FOR THE YEAR 2022 OF THE AMERICAN EQUITY INVESTMENT LIFE INSURANCE COMPANY

SCHEDULE B - PART 3

Showing All Mortgage Loans DISPOSED, Transferred or Repaid During the Current Year

1	Location		4	5	6	7	Change in Book Value/Recorded Investment						14	15	16	17	18
	2	3					8	9	10	11	12	13					
Loan Number	City	State	Loan Type	Date Acquired	Disposal Date	Book Value/Recorded Investment Excluding Accrued Interest Prior Year	Unrealized Valuation Increase (Decrease)	Current Year's (Amortization) /Accretion	Current Year's Other-Than-Temporary Impairment Recognized	Capitalized Deferred Interest and Other	Total Change in Book Value (8+9-10+11)	Total Foreign Exchange Change in Book Value	Book Value/Recorded Investment Excluding Accrued Interest on Disposal	Consid-eration	Foreign Exchange Gain (Loss) on Disposal	Realized Gain (Loss) on Disposal	Total Gain (Loss) on Disposal
P4200210621	Santa Ana	CA		06/25/2020		7,390		138			138		7,529		7,529		
P2001017566	Lake Havasu City	AZ		06/25/2020		186		5			5		191		191		
P2009024785	Star	ID		09/21/2022		489		(9)			(9)		480		480		
P2009024607	Bridgeville	DE		08/24/2022		827		(36)			(36)		791		791		
P2009024602	Tacoma	WA		09/21/2022		776							776		776		
P2009023826	Knightdale	NC		05/04/2022		434		(26)			(26)		407		407		
P2009022060	Pawtucket	RI		08/17/2021		2,195		(123)			(123)		2,071		2,071		
P2009020404	Hallandale Beach	FL		01/29/2021		4,981		(254)			(254)		4,727		4,727		
P2009020544	Palo Cedro	CA		03/12/2021		10,968		(314)			(314)		10,654		10,654		
P4220317522	Lakeland	FL		05/18/2022		1,605		(72)			(72)		1,532		1,532		
P4220620387	Floyd	VA		09/07/2022		50,339		(1,727)			(1,727)		48,612		48,612		
P5220821721	Bass Lake	CA		09/21/2022		547		(20)			(20)		527		527		
P2009023248	Barneгат	NJ		03/09/2022		5,057		(258)			(258)		4,799		4,799		
P2009024945	Burbank	CA		10/05/2022													
P2009023459	WINCHESTER	CA		05/04/2022		8,542		(41)			(41)		8,501		8,501		
P5220721488	COLUMBUS	GA		11/16/2022		164							164		164		
P4220216691	Miami	FL		03/30/2022		1,665		(65)			(65)		1,600		1,600		
P2009022125	Bakersfield	CA		08/17/2021		2,249		(126)			(126)		2,123		2,123		
P2009020465	Los Angeles	CA		01/27/2021		11,462		(340)			(340)		11,122		11,122		
P5220822202	Rex	GA		10/19/2022		103		(4)			(4)		99		99		
P2009021624	Leonia	NJ		06/29/2021		5,015		(256)			(256)		4,759		4,759		
P4220721252	Buck Hill Falls	PA		10/05/2022		344		(11)			(11)		333		333		
P2009021916	Bayside	NY		07/30/2021		8,512		(467)			(467)		8,044		8,044		
P4220316987	Sunrise	FL		05/04/2022		429		(26)			(26)		403		403		
P4191109039	Costa Mesa	CA		06/25/2020		7,739		91			91		7,830		7,830		
P2009023640	Sterling	VA		04/20/2022		3,557		(217)			(217)		3,340		3,340		
P2009022091	Bend	OR		08/17/2021		6,823		(383)			(383)		6,440		6,440		
P2009022119	Middletown	DE		08/17/2021		1,915		(100)			(100)		1,814		1,814		
P2009023840	Hollywood	FL		05/18/2022		5,485		(119)			(119)		5,366		5,366		
P2009020555	Hiawassee	GA		02/24/2021		2,011		(67)			(67)		1,944		1,944		
P2009023990	Merced	CA		07/13/2022		1,194		(57)			(57)		1,136		1,136		
P4220721570	Goleta	CA		10/05/2022		415		(16)			(16)		399		399		
P2009023395	Beaverton	OR		05/04/2022		2,411		(136)			(136)		2,276		2,276		
P2009021349	Mars	PA		02/14/2022		4,763		(281)			(281)		4,483		4,483		
P2009023271	Gurnee	IL		03/09/2022		1,525		(95)			(95)		1,430		1,430		
P4220116046	Jackson	WY		03/30/2022		18,099		(19)			(19)		18,080		18,080		
P2009021915	Concord	CA		07/30/2021		16,380		(901)			(901)		15,479		15,479		
P5220721322	Arlington	TX		09/21/2022		284		(11)			(11)		273		273		
P4220216409	Lake Worth	FL		04/20/2022		1,192		(78)			(78)		1,114		1,114		
P2009024352	District Hts	MD		07/27/2022		441		(22)			(22)		419		419		
P2009023743	Bridgeport	CT		04/20/2022		1,309		(80)			(80)		1,229		1,229		
P2009024613	Alpharetta	GA		08/10/2022		823		(24)			(24)		799		799		
P5220620332	Aventura	FL		10/05/2022		375		(12)			(12)		362		362		
P2009020073	Staten Island	NY		12/18/2020		10,065		(396)			(396)		9,668		9,668		
P4220216731	Hollywood	FL		04/06/2022		3,240		(123)			(123)		3,116		3,116		
P4220821769	Ponte Vedra Beach	FL		09/21/2022		823		(32)			(32)		791		791		
P4220721418	Kissimmee	FL		09/07/2022		383		(11)			(11)		372		372		
P2009023592	Bridgeport	CT		05/18/2022		951		(62)			(62)		889		889		
P4220316931	Denver	CO		04/20/2022		890		(41)			(41)		850		850		
P4220216802	Laguna Niguel	CA		04/06/2022		6,689		(376)			(376)		6,314		6,314		
P2009020423	Richmond Hill	NY		01/29/2021		7,539		(367)			(367)		7,172		7,172		

ANNUAL STATEMENT FOR THE YEAR 2022 OF THE AMERICAN EQUITY INVESTMENT LIFE INSURANCE COMPANY

SCHEDULE B - PART 3

Showing All Mortgage Loans DISPOSED, Transferred or Repaid During the Current Year

1	Location		4	5	6	7	Change in Book Value/Recorded Investment						14	15	16	17	18
	2	3					8	9	10	11	12	13					
Loan Number	City	State	Loan Type	Date Acquired	Disposal Date	Book Value/Recorded Investment Excluding Accrued Interest Prior Year	Unrealized Valuation Increase (Decrease)	Current Year's (Amortization) /Accretion	Current Year's Other-Than-Temporary Impairment Recognized	Capitalized Deferred Interest and Other	Total Change in Book Value (8+9-10+11)	Total Foreign Exchange Change in Book Value	Book Value/Recorded Investment Excluding Accrued Interest on Disposal	Consid-eration	Foreign Exchange Gain (Loss) on Disposal	Realized Gain (Loss) on Disposal	Total Gain (Loss) on Disposal
P2008802567	Rancho Santa Margarita	CA		08/14/2020		25,661							25,661	25,661			
P2009020154	Bethany	CT		12/16/2020		8,093		(193)			(193)		7,900	7,900			
P5220317193	Taylorsville	KY		07/27/2022		1,952		(119)			(119)		1,832	1,832			
P2009024700	Los Angeles	CA		11/02/2022		12						12	12	12			
P2009023320	West Jordan	UT		03/09/2022		4,371		(272)			(272)		4,100	4,100			
P5220721095	Tampa	FL		09/21/2022		625		(18)			(18)		607	607			
P4220316952	Columbus	OH		05/04/2022		954		(24)			(24)		930	930			
P2009021778	Lexington	SC		07/15/2021													
P2009024077	Hurricane	UT		07/13/2022		1,801		(65)			(65)		1,736	1,736			
P4220418045	Hollywood	FL		06/02/2022													
P2009020558	IRVING	TX		02/24/2021		2,130		(41)			(41)		2,089	2,089			
P2009021404	Miami	FL		05/28/2021		134		(8)			(8)		126	126			
P2009020485	Clearwater	FL		01/14/2021		3,964		(94)			(94)		3,870	3,870			
P2009021480	Qlermont	FL		05/28/2021		2,626		(152)			(152)		2,473	2,473			
P5220116155	Portland	OR		04/20/2022		18,104		(608)			(608)		17,496	17,496			
P4191109097	Castle Rock	CO		06/25/2020		5,317		105			105		5,422	5,422			
P5220619911	New Castle	DE		08/10/2022		607		(18)			(18)		590	590			
P5220821749	CHICAGO	IL		10/19/2022		1,629		(54)			(54)		1,574	1,574			
P4220216622	Denver	CO		04/20/2022		3,053		(127)			(127)		2,926	2,926			
P2009023438	Rockville	MD		03/09/2022		2,832		(92)			(92)		2,739	2,739			
P4220216510	Miami	FL		04/20/2022		4,114		(186)			(186)		3,928	3,928			
P5220822027	Ewa Beach	HI		10/05/2022													
P2009023076	East Meadow	NY		12/28/2021		10,888		(393)			(393)		10,494	10,494			
P2009024094	Salisbury	NC		06/15/2022		591		(36)			(36)		555	555			
P4220620241	Cave Creek	AZ		08/24/2022		4,655		(18)			(18)		4,637	4,637			
P5220518853	Conyers	GA		07/13/2022		978		(29)			(29)		949	949			
P2009023502	Santa Clara	CA		05/04/2022		9,891		(124)			(124)		9,767	9,767			
P2009023521	Houston	TX		04/06/2022		3,023		(189)			(189)		2,834	2,834			
P2009024829	Nesbit	MS		09/21/2022		1,306		(6)			(6)		1,300	1,300			
P2009020578	WOODBRI	VA		02/24/2021		1,698		(53)			(53)		1,645	1,645			
P5220822150	Foley	AL		10/19/2022		292		(5)			(5)		287	287			
P5220720568	Chicago	IL		09/07/2022		199		(9)			(9)		191	191			
P2009023925	Davenport	FL		06/02/2022		907		(21)			(21)		886	886			
P2009020215	Riverveiw	FL		12/30/2020		2,878		(134)			(134)		2,745	2,745			
P4200110022	Great Meadows	NJ		06/25/2020		521		10			10		531	531			
P4220316893	Winter Park	FL		04/20/2022		4,638		(142)			(142)		4,496	4,496			
P2009022094	Johnsburg	IL		08/17/2021		9,308		(522)			(522)		8,786	8,786			
P2009024106	Owings Mills	MD		06/15/2022		1,275		(60)			(60)		1,215	1,215			
P2009024643	Midland	TX		08/10/2022		941		(26)			(26)		915	915			
P2009021402	Parkland	FL		05/28/2021		9,350		(542)			(542)		8,808	8,808			
P5220317135	Hockley	TX		06/02/2022		7,272		(444)			(444)		6,828	6,828			
P5220721074	Ontario	CA		09/07/2022		6,737		(87)			(87)		6,650	6,650			
P2009020395	Lake Hughes	CA		01/29/2021		18,047		(922)			(922)		17,125	17,125			
P2009020112	Commack	NY		12/18/2020		62,536		(2,229)			(2,229)		60,307	60,307			
P2009023559	Cornelius	OR		05/04/2022		6,118		(373)			(373)		5,745	5,745			
P2009023856	Warminster	PA		05/18/2022		2,372		(145)			(145)		2,227	2,227			
P4220620417	San Carlos	CA		09/07/2022													
P2009023838	Missouri City	TX		05/18/2022		990		(39)			(39)		951	951			
P5220720921	Fort Worth	TX		10/05/2022		128		(5)			(5)		123	123			
P2009023098	West Orange	NJ		12/28/2021		4,325		(156)			(156)		4,169	4,169			
P2009023940	Houston	TX		05/18/2022		32,760		(1,810)			(1,810)		30,950	30,950			

ANNUAL STATEMENT FOR THE YEAR 2022 OF THE AMERICAN EQUITY INVESTMENT LIFE INSURANCE COMPANY

SCHEDULE B - PART 3

Showing All Mortgage Loans DISPOSED, Transferred or Repaid During the Current Year

1	Location		4	5	6	7	Change in Book Value/Recorded Investment						14	15	16	17	18
	2	3					8	9	10	11	12	13					
Loan Number	City	State	Loan Type	Date Acquired	Disposal Date	Book Value/Recorded Investment Excluding Accrued Interest Prior Year	Unrealized Valuation Increase (Decrease)	Current Year's (Amortization) /Accretion	Current Year's Other-Than-Temporary Impairment Recognized	Capitalized Deferred Interest and Other	Total Change in Book Value (8+9-10+11)	Total Foreign Exchange Change in Book Value	Book Value/Recorded Investment Excluding Accrued Interest on Disposal	Consid-eration	Foreign Exchange Gain (Loss) on Disposal	Realized Gain (Loss) on Disposal	Total Gain (Loss) on Disposal
P5220519240	Intervale	NH		09/07/2022		1,079		(9)			(9)		1,070	1,070			
P4220317582	Fresno	CA		06/02/2022		1,742		(92)			(92)		1,650	1,650			
P2009021591	Charlevoix	MI		06/29/2021													
P2009023690	Cibola	TX		03/30/2022													
P5220417972	Snellville	GA		05/18/2022		2,375		(94)			(94)		2,281	2,281			
P2009020314	Elmwood Park	NJ		12/30/2020													
P2009023107	Sandy	UT		12/28/2021		8,711		(315)			(315)		8,396	8,396			
P2009024662	Palmdale	CA		08/10/2022		1,174		(31)			(31)		1,143	1,143			
P2009020074	Point Pleasant	NJ		12/18/2020		4,179		(166)			(166)		4,013	4,013			
P4220216448	Cutler Bay	FL		05/04/2022													
P4220216575	Braselton	GA		03/30/2022		5,687		(268)			(268)		5,419	5,419			
P2009021348	Sunny Isles Beach	FL		05/28/2021		2,869		(166)			(166)		2,703	2,703			
P4220720588	Falls Church	VA		08/24/2022		1,106		(48)			(48)		1,058	1,058			
P2009020526	SPICEWOOD	TX		02/02/2021		38,548		(873)			(873)		37,675	37,675			
P2009023069	Crete	IL		12/28/2021		4,208		(152)			(152)		4,055	4,055			
P2009020288	Beaumont	CA		12/30/2020		6,779		(354)			(354)		6,425	6,425			
P2009020380	Dallas	OR		01/29/2021		6,950		(355)			(355)		6,595	6,595			
P2009020415	Sterling Heights	MI		01/29/2021		6,090		(310)			(310)		5,780	5,780			
P2009020629	Crested Butte	CO		04/09/2021		2,574		(74)			(74)		2,500	2,500			
P2009023725	Pasadena	MD		03/30/2022													
P2009022098	Philadelphia	PA		08/17/2021		1,202		(67)			(67)		1,134	1,134			
P2009023349	Hagerstown	MD		03/09/2022		953		(46)			(46)		906	906			
P2009020607	STERLING	VA		03/12/2021		3,927		(148)			(148)		3,778	3,778			
P4220822712	Clifton	NJ		11/02/2022		781		(26)			(26)		755	755			
P2009023866	Mesa	AZ		06/02/2022													
P2009021416	Laguna Niguel	CA		05/28/2021													
P2009020071	Valley Village	CA		12/18/2020		3,446		(124)			(124)		3,322	3,322			
P2009024924	Hesperia	CA		09/21/2022		451		(13)			(13)		437	437			
P2001017587	Marathon	FL		06/25/2020		12,448		233			233		12,681	12,681			
P4220216583	Pine	CO		05/04/2022		9,061		(429)			(429)		8,632	8,632			
P4220720563	Pembroke Pines	FL		09/07/2022		1,099		(47)			(47)		1,051	1,051			
P2009021911	Seattle	WA		07/30/2021		647		(32)			(32)		614	614			
P2009020208	Tampa	FL		12/30/2020		1,247		(59)			(59)		1,188	1,188			
P2009024451	Indianapolis	IN		08/10/2022		932		(48)			(48)		883	883			
P2009020174	Los Angeles	CA		01/14/2021		4,648		(23)			(23)		4,625	4,625			
P2009023959	Philadelphia	PA		05/18/2022													
P2009021391	SKOWHEGAN	ME		05/28/2021		2,194		(104)			(104)		2,090	2,090			
P4211215661	Aventura	FL		03/09/2022		3,909		(128)			(128)		3,782	3,782			
P2009020294	Katy	TX		12/30/2020		2,052		(107)			(107)		1,945	1,945			
P2009023121	Breinigsville	PA		12/28/2021		67,233		(2,429)			(2,429)		64,803	64,803			
P2009020179	Oak Hills	CA		12/30/2020		5,318		(152)			(152)		5,167	5,167			
P5220821729	Lebanon	TN		10/05/2022		505		(19)			(19)		486	486			
P2009025010	New Braunfels	TX		10/19/2022		164		(6)			(6)		158	158			
P2009021350	Palmdale	CA		05/28/2021		3,487		(202)			(202)		3,285	3,285			
P2009023390	Houston	TX		04/20/2022		601		(39)			(39)		562	562			
P4220216427	SHERMAN OAKS	CA		04/20/2022		12,006		(159)			(159)		11,848	11,848			
P2009022082	Middlesex	NJ		08/17/2021		70,343		(3,947)			(3,947)		66,396	66,396			
P4220216550	Asbury	NJ		03/30/2022		3,519		(117)			(117)		3,401	3,401			
P2009021361	Rochelle Park	NJ		05/28/2021		10,406		(603)			(603)		9,803	9,803			
P2009020323	Charlotte	NC		01/14/2021		2,567		(67)			(67)		2,499	2,499			
P4220216480	Ormond Beach	FL		04/20/2022		2,340		(92)			(92)		2,247	2,247			

ANNUAL STATEMENT FOR THE YEAR 2022 OF THE AMERICAN EQUITY INVESTMENT LIFE INSURANCE COMPANY

SCHEDULE B - PART 3

Showing All Mortgage Loans DISPOSED, Transferred or Repaid During the Current Year

1	Location		4	5	6	7	Change in Book Value/Recorded Investment						14	15	16	17	18
	2	3					8	9	10	11	12	13					
Loan Number	City	State	Loan Type	Date Acquired	Disposal Date	Book Value/Recorded Investment Excluding Accrued Interest Prior Year	Unrealized Valuation Increase (Decrease)	Current Year's (Amortization) /Accretion	Current Year's Other-Than-Temporary Impairment Recognized	Capitalized Deferred Interest and Other	Total Change in Book Value (8+9-10+11)	Total Foreign Exchange Change in Book Value	Book Value/Recorded Investment Excluding Accrued Interest on Disposal	Consid-eration	Foreign Exchange Gain (Loss) on Disposal	Realized Gain (Loss) on Disposal	Total Gain (Loss) on Disposal
P5220720671	Providence	RI		08/10/2022		4,279		(125)			(125)		4,154		4,154		
P4220721435	Odessa	TX		10/19/2022		474		(16)			(16)		458		458		
P5220822056	Arizona City	AZ		09/21/2022		129		(5)			(5)		124		124		
P2001017356	Menifee	CA		04/14/2022		6,031		218			218		6,249		6,249		
P2009020561	SOUTHWEST RANCHES	FL		02/24/2021		5,448		(155)			(155)		5,292		5,292		
P2009024743	Chicago	IL		09/07/2022		2,558		(84)			(84)		2,474		2,474		
P2009024707	Mays Landing	NJ		08/24/2022		601		(26)			(26)		575		575		
P2009020487	Los Angeles	CA		01/14/2021		240,731		(7,731)			(7,731)		233,000		233,000		
P5220620216	Pensacola	FL		08/10/2022		562		(16)			(16)		546		546		
P2009023046	Glen Cove	NY		12/28/2021		218,390		(7,871)			(7,871)		210,519		210,519		
P2009020348	AUGUSTA	MO		12/30/2020		5,918		(280)			(280)		5,638		5,638		
P2009020311	Tracy	CA		12/30/2020		6,850		(358)			(358)		6,493		6,493		
P5220721219	Corona	CA		09/07/2022													
P2009023821	Winfield	MO		05/04/2022		1,603		(62)			(62)		1,541		1,541		
P2009024673	Ft Lauderdale	FL		08/24/2022		1,989		(78)			(78)		1,911		1,911		
P2009021622	Orlando	FL		06/29/2021		11,233		(651)			(651)		10,582		10,582		
P4220116177	Winter Garden	FL		03/09/2022		6,980		(228)			(228)		6,752		6,752		
P2009020389	Castle Rock	WA		01/29/2021		2,545		(112)			(112)		2,433		2,433		
P2009020220	Oak Ridge	NC		12/30/2020		133,449		(6,211)			(6,211)		127,238		127,238		
P2009022086	Bronx	NY		08/17/2021		4,640		(260)			(260)		4,379		4,379		
P2009023786	Franklin	TN		05/18/2022		6,334		(183)			(183)		6,151		6,151		
P2009021330	Cupertino	CA		05/28/2021		4,248		(246)			(246)		4,002		4,002		
P4220317256	Land O Lakes	FL		08/10/2022		1,098		(32)			(32)		1,066		1,066		
P2009021590	Brooklyn	NY		06/29/2021		13,386		(763)			(763)		12,623		12,623		
P5220519426	Kissimmee	FL		08/24/2022		703		(28)			(28)		675		675		
P2009023691	San Antonio	TX		03/30/2022													
P2009020410	Greenville	NY		01/29/2021		1,145		(58)			(58)		1,086		1,086		
P5220316887	Carlsbad	CA		05/04/2022		7,163		(415)			(415)		6,748		6,748		
P4220216823	Mesa	AZ		04/20/2022		3,091		(134)			(134)		2,957		2,957		
P2009020109	Valley Stream	NY		12/18/2020		98,653		(3,453)			(3,453)		95,200		95,200		
P5220216768	West Palm Beach	FL		05/04/2022		2,590		(158)			(158)		2,432		2,432		
P2009024621	Herriman	UT		08/10/2022		875		(25)			(25)		849		849		
P4220922987	Slidell	LA		11/16/2022		20,855		(802)			(802)		20,053		20,053		
P2009023871	Las Vegas	NV		05/04/2022		4,902		(172)			(172)		4,730		4,730		
P4220216259	Hendersonville	NC		03/30/2022													
P2009021576	Wilmington	DE		06/29/2021		8,982		(512)			(512)		8,470		8,470		
P2009021889	Bayside	NY		07/30/2021		11,223		(616)			(616)		10,606		10,606		
P5220316850	Barkhamsted	CT		04/20/2022		1,659		(91)			(91)		1,568		1,568		
P2009024474	Brighton	CO		07/27/2022		1,462		(88)			(88)		1,374		1,374		
P5220317175	Navarre	FL		06/29/2022		1,169		(67)			(67)		1,102		1,102		
P4220317208	North Myrtle Beach	SC		05/04/2022		3,956		(107)			(107)		3,849		3,849		
P4220721472	Houston	TX		11/02/2022		163		(2)			(2)		160		160		
P2001017132	Fayetteville	GA		06/25/2020		5,891		116			116		6,007		6,007		
P2009020443	EAGLE MOUNTAIN	UT		01/14/2021		147,183		(3,981)			(3,981)		143,202		143,202		
P5220720851	Ben Lomond	CA		09/21/2022		1,364		(59)			(59)		1,305		1,305		
P2009020573	CHICAGO	IL		02/24/2021		2,104		(65)			(65)		2,039		2,039		
P4220115728	Burbank	CA		03/09/2022		13,601		(209)			(209)		13,391		13,391		
P2009023065	Honolulu	HI		12/28/2021		6,469		(234)			(234)		6,236		6,236		
P2009021894	Houston	TX		07/30/2021		162		(8)			(8)		154		154		
P4220317000	North Topsail Beach	NC		04/20/2022													
P5220721106	Phoenix	AZ		09/07/2022		326		(9)			(9)		316		316		

ANNUAL STATEMENT FOR THE YEAR 2022 OF THE AMERICAN EQUITY INVESTMENT LIFE INSURANCE COMPANY

SCHEDULE B - PART 3

Showing All Mortgage Loans DISPOSED, Transferred or Repaid During the Current Year

1	Location		4	5	6	7	Change in Book Value/Recorded Investment						14	15	16	17	18
	2	3					8	9	10	11	12	13					
Loan Number	City	State	Loan Type	Date Acquired	Disposal Date	Book Value/Recorded Investment Excluding Accrued Interest Prior Year	Unrealized Valuation Increase (Decrease)	Current Year's (Amortization) /Accretion	Current Year's Other-Than-Temporary Impairment Recognized	Capitalized Deferred Interest and Other	Total Change in Book Value (8+9-10+11)	Total Foreign Exchange Change in Book Value	Book Value/Recorded Investment Excluding Accrued Interest on Disposal	Consid-eration	Foreign Exchange Gain (Loss) on Disposal	Realized Gain (Loss) on Disposal	Total Gain (Loss) on Disposal
P2009024736	Hagerstown	MD		08/24/2022		636		(14)			(14)		622	622			
P2009021908	Las Vegas	NV		07/30/2021		5,566		(306)			(306)		5,260	5,260			
P1912016657	Defiance	MO		06/25/2020		337,129		8,732			8,732		345,861	345,861			
P2009023735	Wake Forest	NC		03/30/2022		1,592		(16)			(16)		1,576	1,576			
P2009020104	Wheaton	IL		12/18/2020		11,645		(434)			(434)		11,211	11,211			
P4220620488	Taylor	SC		09/07/2022		279		(2)			(2)		277	277			
P4200110065	Charleston	SC		06/25/2020		3,897		77			77		3,974	3,974			
P2009023828	Tulsa	OK		06/02/2022		6,647		(277)			(277)		6,370	6,370			
P2009024310	Spring Valley	CA		08/10/2022		1,189		(25)			(25)		1,164	1,164			
P2009023256	Waldorf	MD		03/09/2022		2,396		(78)			(78)		2,318	2,318			
P2009020591	RANCHO MISSION VIEJO	CA		02/24/2021		6,388		(212)			(212)		6,176	6,176			
P4220822530	Hatboro	PA		10/19/2022		580		(17)			(17)		563	563			
P2009023717	Jacksonville	FL		03/30/2022													
P2009022045	TEMPLE	TX		08/17/2021		2,302		(129)			(129)		2,173	2,173			
P5220821640	Broken Bow	OK		09/21/2022		980		(3)			(3)		977	977			
P2009023061	Bronx	NY		12/28/2021		6,262		(226)			(226)		6,036	6,036			
P2009024570	Panorama City	CA		08/10/2022		1,370		(43)			(43)		1,327	1,327			
P2009021564	Staten Island	NY		06/29/2021		8,883		(439)			(439)		8,444	8,444			
P2009021329	Scarsdale	NY		05/28/2021		23,072		(1,337)			(1,337)		21,735	21,735			
P2009020414	Bridgehampton	NY		01/29/2021													
P5220821815	Chicago	IL		10/19/2022		224		(5)			(5)		219	219			
P2009021584	Bellport	NY		06/29/2021		15,917		(907)			(907)		15,010	15,010			
P2009020504	Los Angeles	CA		02/09/2021		26							26	26			
P2009020625	Taylor	AZ		03/26/2021													
P2009024701	Oakley	CA		11/02/2022		1,489		(50)			(50)		1,438	1,438			
P2009023129	PLANO	TX		12/28/2021		4,675		(169)			(169)		4,506	4,506			
P2009022075	Stockton	CA		08/17/2021		5,050		(283)			(283)		4,767	4,767			
P2009023654	Houston	TX		03/30/2022													
P2009023083	Brooklyn	NY		12/28/2021		7,162		(259)			(259)		6,903	6,903			
P5220216242	TAMPA	FL		04/20/2022		14,522		(511)			(511)		14,011	14,011			
P4220822169	Ellijay	GA		10/05/2022		3,673		(141)			(141)		3,532	3,532			
P2009020326	Celebration	FL		12/30/2020		68,193		(1,777)			(1,777)		66,415	66,415			
P2009022124	Coto De Caza	CA		08/17/2021		96		(5)			(5)		91	91			
P2009024326	Moorestown	NJ		07/27/2022		856		(37)			(37)		819	819			
P5220216361	HIALEAH	FL		03/30/2022		1,147		(70)			(70)		1,077	1,077			
P2009023615	Hollister	CA		06/02/2022		2,782		(132)			(132)		2,649	2,649			
P2001017189	Dinuba	CA		06/25/2020		3,754		74			74		3,828	3,828			
P2009024267	Richmond	CA		06/15/2022		4,777		(209)			(209)		4,568	4,568			
P2009020393	Valley Stream	NY		01/29/2021		5,152		(237)			(237)		4,915	4,915			
P2009023444	Toms River	NJ		04/20/2022		992		(65)			(65)		927	927			
P2009024657	Visalia	CA		08/24/2022		310		(13)			(13)		296	296			
P2009020422	Saint Albans	NY		01/29/2021		3,566		(164)			(164)		3,402	3,402			
P4211215452	Hollywood	FL		03/09/2022		5,923		(109)			(109)		5,814	5,814			
P2009020528	Coalinga	CA		02/09/2021		2,066		(54)			(54)		2,012	2,012			
P2009020202	Orlando	FL		12/30/2020		2,632		(123)			(123)		2,509	2,509			
P2009024612	Brighton	CO		08/24/2022		62,135		(2,676)			(2,676)		59,460	59,460			
P2009022066	NewYork	NY		08/17/2021													
P5220418582	San Jose	CA		06/29/2022		4,597		(243)			(243)		4,354	4,354			
P2009021473	Highland Beach	FL		05/28/2021		3,148		(183)			(183)		2,965	2,965			
P4200110363	Royal Oaks	CA		06/25/2020		7,584		150			150		7,734	7,734			
P2009020630	FORT WORTH	TX		03/26/2021		2,700		(90)			(90)		2,610	2,610			

ANNUAL STATEMENT FOR THE YEAR 2022 OF THE AMERICAN EQUITY INVESTMENT LIFE INSURANCE COMPANY

SCHEDULE B - PART 3

Showing All Mortgage Loans DISPOSED, Transferred or Repaid During the Current Year

1	Location		4	5	6	7	Change in Book Value/Recorded Investment						14	15	16	17	18
	2	3					8	9	10	11	12	13					
Loan Number	City	State	Loan Type	Date Acquired	Disposal Date	Book Value/Recorded Investment Excluding Accrued Interest Prior Year	Unrealized Valuation Increase (Decrease)	Current Year's (Amortization) /Accretion	Current Year's Other-Than-Temporary Impairment Recognized	Capitalized Deferred Interest and Other	Total Change in Book Value (8+9-10+11)	Total Foreign Exchange Change in Book Value	Book Value/Recorded Investment Excluding Accrued Interest on Disposal	Consid-eration	Foreign Exchange Gain (Loss) on Disposal	Realized Gain (Loss) on Disposal	Total Gain (Loss) on Disposal
P2009020351	HOUSTON	TX		12/30/2020		5,557		(246)			(246)		5,310	5,310			
P2009024345	Marlton	NJ		07/27/2022		848		(45)			(45)		803	803			
P2009020368	Brooklyn	NY		01/29/2021		5,152		(263)			(263)		4,889	4,889			
P2009024138	Cary	NC		07/27/2022													
P5220720634	Ormond Beach	FL		09/07/2022		322		(9)			(9)		312	312			
P5220822174	Chicago	IL		10/05/2022		580		(19)			(19)		561	561			
P5220821754	Jacksonville	FL		09/21/2022		395		(7)			(7)		388	388			
P2009023573	LOS ANGELES	CA		05/18/2022													
P2009020082	Fresh Meadows	NY		12/18/2020		31,403		(1,195)			(1,195)		30,208	30,208			
P4220721484	Riverview	FL		10/05/2022		1,386		(53)			(53)		1,332	1,332			
P2009020175	DICKINSON	TX		12/30/2020		32,733		(1,095)			(1,095)		31,638	31,638			
P5220316876	San Diego	CA		06/02/2022													
P2009021410	Albany	NY		05/28/2021		614		(36)			(36)		578	578			
P5220720705	Panama City Beach	FL		09/21/2022		480		(18)			(18)		461	461			
P2009023272	Hyattsville	MD		03/09/2022		3,412		(159)			(159)		3,254	3,254			
P4220619947	Austin	TX		08/24/2022		338							338	338			
P5220216636	Davenport	FL		04/20/2022		2,128		(84)			(84)		2,044	2,044			
P2009020444	OAKLAND	CA		01/14/2021													
P2009023687	Woodstock	GA		03/30/2022		1,225		(12)			(12)		1,213	1,213			
P4200109821	Gilbert	AZ		06/25/2020		16,229		318			318		16,547	16,547			
P2009020445	NEVADA CITY	CA		01/27/2021		3,781		(90)			(90)		3,690	3,690			
P2009023552	Santa Maria	CA		04/06/2022		4,455		(244)			(244)		4,210	4,210			
P1912016777	Modesto	CA		06/25/2020		4,948		92			92		5,041	5,041			
P2009023624	Orlando	FL		04/20/2022		2,735		(105)			(105)		2,631	2,631			
P4200210989	Parkland	FL		06/25/2020		10,370		204			204		10,574	10,574			
P2009020131	Forest Hills	NY		12/18/2020		24,774		(812)			(812)		23,963	23,963			
P2009023681	Bellwood	IL		03/30/2022		1,258		(12)			(12)		1,245	1,245			
P2009023057	Brewster	NY		12/28/2021		4,516		(163)			(163)		4,353	4,353			
P5220721319	CLEVELAND	OH		10/19/2022		816		(28)			(28)		788	788			
P2009023383	New Milford	CT		03/09/2022		5,316		(295)			(295)		5,021	5,021			
P5220115820	Inglewood	CA		06/15/2022		3,420		182			182		3,602	3,602			
P2009021388	College Point	NY		05/28/2021		3,638		(184)			(184)		3,454	3,454			
P2009021897	Greenbrae	CA		07/30/2021		5,609		(308)			(308)		5,301	5,301			
P2009024839	Tolland	CT		09/21/2022		460		(20)			(20)		441	441			
P2009024909	Dumfries	VA		10/19/2022		459		(16)			(16)		443	443			
P2009023132	Bronx	NY		12/28/2021		7,738		(280)			(280)		7,458	7,458			
P4220417977	Denver	CO		06/15/2022													
P2009024914	Cockeysville	MD		09/21/2022		868		(33)			(33)		834	834			
P4220721173	Ambler	PA		09/07/2022		924		(27)			(27)		897	897			
P5220721410	Victorville	CA		09/07/2022		498		5			5		502	502			
P4220115870	Haines City	FL		04/20/2022		1,878		(77)			(77)		1,801	1,801			
P2009024534	Irvington	NJ		07/27/2022		445		(19)			(19)		426	426			
P4200109846	Bolingbrook	IL		06/25/2020		6,028		119			119		6,147	6,147			
P4191108841	North Miami Beach	FL		06/25/2020		3,099		91			91		3,189	3,189			
P5220519155	Sebring	FL		08/24/2022		5,266		(217)			(217)		5,048	5,048			
P2009021874	Manalapan	NJ		07/30/2021		8,525		(469)			(469)		8,056	8,056			
P2009024356	Spring Branch	TX		08/24/2022		767		(12)			(12)		755	755			
P2009020114	Daly City	CA		12/18/2020		4,666		(185)			(185)		4,482	4,482			
P2009021546	Saint Helens	OR		06/29/2021		521		(26)			(26)		495	495			
P2009024168	Modesto	CA		06/15/2022		1,201		(63)			(63)		1,138	1,138			
P2009023912	Cherry Hill	NJ		07/13/2022		696		(30)			(30)		666	666			

ANNUAL STATEMENT FOR THE YEAR 2022 OF THE AMERICAN EQUITY INVESTMENT LIFE INSURANCE COMPANY

SCHEDULE B - PART 3

Showing All Mortgage Loans DISPOSED, Transferred or Repaid During the Current Year

1	Location		4	5	6	7	Change in Book Value/Recorded Investment						14	15	16	17	18
	2	3					8	9	10	11	12	13					
Loan Number	City	State	Loan Type	Date Acquired	Disposal Date	Book Value/Recorded Investment Excluding Accrued Interest Prior Year	Unrealized Valuation Increase (Decrease)	Current Year's (Amortization) /Accretion	Current Year's Other-Than-Temporary Impairment Recognized	Capitalized Deferred Interest and Other	Total Change in Book Value (8+9-10+11)	Total Foreign Exchange Change in Book Value	Book Value/Recorded Investment Excluding Accrued Interest on Disposal	Consid-eration	Foreign Exchange Gain (Loss) on Disposal	Realized Gain (Loss) on Disposal	Total Gain (Loss) on Disposal
P2009021353	Cherry Hill	NJ		05/28/2021		5,019		(284)			(284)		4,735		4,735		
P4220720883	Tamarac	FL		11/02/2022		155		(5)			(5)		150		150		
P4200109926	Folsom	CA		06/25/2020		1,337		26			26		1,363		1,363		
P2009021344	Williamstown	NJ		05/28/2021		14,221		(724)			(724)		13,496		13,496		
P2009020339	EL CAJON	CA		12/30/2020		11,561		(513)			(513)		11,048		11,048		
P2009022048	ORLANDO	FL		08/17/2021		369,212		(19,177)			(19,177)		350,036		350,036		
P4220316843	Penngrove	CA		06/02/2022													
P2009021937	San Jose	CA		07/30/2021		11,968		(658)			(658)		11,311		11,311		
P5220418206	San Anselmo	CA		07/13/2022													
P2001017290	Waller	TX		06/25/2020		3,429		68			68		3,497		3,497		
P2009021471	Glen Mills	PA		05/28/2021		5,313		(311)			(311)		5,002		5,002		
P2009020432	Bayside	NY		01/29/2021		3,345		(147)			(147)		3,198		3,198		
P4220216283	Haines City	FL		03/30/2022		2,714		(42)			(42)		2,672		2,672		
P2009020575	Modesto	CA		02/24/2021		109,089		(2,866)			(2,866)		106,224		106,224		
P2009020207	New Albany	OH		12/30/2020		97		(5)			(5)		92		92		
P2009022072	Elmont	NY		08/17/2021		6,121		(344)			(344)		5,777		5,777		
P4191007952	New Smyrna Beach	FL		06/25/2020		6,373		125			125		6,498		6,498		
P2009020527	PASADENA	TX		02/02/2021		2,488		(71)			(71)		2,417		2,417		
P2009023116	Philadelphia	PA		12/28/2021		2,875		(104)			(104)		2,771		2,771		
P2009020201	Hollywood	FL		12/30/2020		4,308		(202)			(202)		4,107		4,107		
P2009023451	Thurmont	MD		03/09/2022		5,139		(168)			(168)		4,972		4,972		
P2001017140	Tampa	FL		06/25/2020		3,908		77			77		3,985		3,985		
P2009021384	KEW GARDEN HILLS	NY		05/28/2021		2,314		(134)			(134)		2,180		2,180		
P5220216785	Hollywood	FL		04/20/2022		2,607		(118)			(118)		2,489		2,489		
P2009024754	Corpus Christi	TX		08/24/2022		520		(18)			(18)		502		502		
P2009024898	Plainfield	NJ		10/19/2022													
P2009022093	Waianae	HI		08/17/2021		6,978		(392)			(392)		6,586		6,586		
P2009021328	East Meadow	NY		05/28/2021		5,327		(309)			(309)		5,018		5,018		
P4220216274	Summerville	SC		03/30/2022		33							32		32		
P2009022079	Lake Ronkonkoma	NY		08/17/2021		2,219		(125)			(125)		2,095		2,095		
P2009021337	Aventura	FL		05/28/2021		6,718		(334)			(334)		6,383		6,383		
P2009021478	Pasadena	TX		05/28/2021		59,050		(3,424)			(3,424)		55,626		55,626		
P2009024599	Sunrise Beach	MO		09/07/2022		2,126		(40)			(40)		2,086		2,086		
P2009023798	O Fallon	MO		05/04/2022		2,127		(64)			(64)		2,063		2,063		
P2009022134	Far Hills	NJ		08/17/2021		8,072		(454)			(454)		7,618		7,618		
P2009023584	Middletown	MD		05/04/2022		1,059		(65)			(65)		995		995		
P2009024628	Chicago	IL		08/24/2022		505		(22)			(22)		483		483		
P2009023895	ST HELENA ISLAND	SC		06/02/2022		5,132		(286)			(286)		4,846		4,846		
P5220317228	SAN DIEGO	CA		05/18/2022		2,566		(154)			(154)		2,412		2,412		
P2009023465	BARNEGAT	NJ		04/20/2022		3,380		(211)			(211)		3,169		3,169		
P2009020295	San Bernardino	CA		12/30/2020		4,917		(257)			(257)		4,660		4,660		
P2009023662	Rome	GA		03/30/2022		24							23		23		
P2009022046	KILLEEN	TX		08/17/2021		2,536		(142)			(142)		2,394		2,394		
P2009023651	Pittsburgh	PA		03/30/2022		1,281		(13)			(13)		1,268		1,268		
P2009023495	NORTHBRIDGE	CA		04/06/2022		7,994		(48)			(48)		7,945		7,945		
P2009020106	Miami Beach	FL		12/18/2020		22,580		(899)			(899)		21,681		21,681		
P2009020612	Tomball	TX		03/12/2021		1,882		(62)			(62)		1,819		1,819		
P4220317601	Baton Rouge	LA		06/02/2022		1,126		(35)			(35)		1,091		1,091		
P2009024010	Des Plaines	IL		08/10/2022		468		(14)			(14)		454		454		
P2009023805	North Haven	CT		05/04/2022		1,417		(86)			(86)		1,331		1,331		
P2009024828	Teaneck	NJ		08/24/2022		1,432		(34)			(34)		1,398		1,398		

ANNUAL STATEMENT FOR THE YEAR 2022 OF THE AMERICAN EQUITY INVESTMENT LIFE INSURANCE COMPANY

SCHEDULE B - PART 3

Showing All Mortgage Loans DISPOSED, Transferred or Repaid During the Current Year

1	Location		4	5	6	7	Change in Book Value/Recorded Investment						14	15	16	17	18
	2	3					8	9	10	11	12	13					
Loan Number	City	State	Loan Type	Date Acquired	Disposal Date	Book Value/Recorded Investment Excluding Accrued Interest Prior Year	Unrealized Valuation Increase (Decrease)	Current Year's (Amortization) /Accretion	Current Year's Other-Than-Temporary Impairment Recognized	Capitalized Deferred Interest and Other	Total Change in Book Value (8+9-10+11)	Total Foreign Exchange Change in Book Value	Book Value/Recorded Investment Excluding Accrued Interest on Disposal	Consid-eration	Foreign Exchange Gain (Loss) on Disposal	Realized Gain (Loss) on Disposal	Total Gain (Loss) on Disposal
P2009023675	Cutler Bay	FL		03/30/2022		1,232		(12)			(12)		1,220	1,220			
P2002017648	Los Angeles	CA		06/25/2020													
P2009024556	Keiso	WA		09/07/2022		372		(5)			(5)		366	366			
P2009020226	El Cajon	CA		12/30/2020		19,201		(501)			(501)		18,700	18,700			
P4220317095	Medical Lake	WA		05/18/2022													
P4211215312	PEMBROKE PINES	FL		03/09/2022		8,823		(130)			(130)		8,692	8,692			
P2009021345	Montauk	NY		05/28/2021		10,934		(635)			(635)		10,299	10,299			
P2009021395	Tinton Falls	NJ		03/14/2022		5,732							5,732	5,732			
P5220720577	San Diego	CA		08/24/2022		784		(22)			(22)		762	762			
P2009020511	North Palm Beach	FL		02/02/2021		4,389		(115)			(115)		4,274	4,274			
P2009024503	Lusby	MD		08/10/2022		479		(21)			(21)		458	458			
P2009024825	Wayne	NJ		10/19/2022		272		(8)			(8)		264	264			
P2009021890	Syosset	NY		07/30/2021		2,706		(149)			(149)		2,557	2,557			
P4220216788	Dana Point	CA		04/20/2022		2,605		(46)			(46)		2,560	2,560			
P2009024157	Tampa	FL		06/15/2022		2,165		(90)			(90)		2,075	2,075			
P5220821855	San Antonio	TX		09/21/2022		353		(2)			(2)		351	351			
P8210800024	Ladson	SC		09/03/2021													
P2009023731	Houston	TX		03/30/2022		3,378		(33)			(33)		3,344	3,344			
P2009024794	Bayonne	NJ		10/19/2022		290		(5)			(5)		285	285			
P2009024466	Winton	CA		08/10/2022		418		(16)			(16)		402	402			
P4220115914	Port Saint Lucie	FL		03/09/2022		3,509		(167)			(167)		3,342	3,342			
P5220519003	Ponte Vedra	FL		08/10/2022		1,602		(55)			(55)		1,547	1,547			
P4220418268	Hialeah	FL		06/15/2022		1,437		(66)			(66)		1,371	1,371			
P2009020341	ANNAPOLIS	MD		12/30/2020		5,594		(296)			(296)		5,297	5,297			
P5220316916	BELLE ISLE	FL		05/04/2022		4,895		(189)			(189)		4,705	4,705			
P4220822373	Tamarac	FL		10/05/2022		79		(2)			(2)		78	78			
P2009023993	Parkland	FL		05/18/2022		2,174		(60)			(60)		2,115	2,115			
P2009023074	Mahopac	NY		12/28/2021		8,618		(311)			(311)		8,307	8,307			
P4220518823	Middleburg	FL		09/21/2022		396		(20)			(20)		376	376			
P2009023316	Henrico	VA		04/06/2022		2,293		(132)			(132)		2,161	2,161			
P2009023289	Port St. Lucie	FL		03/09/2022		2,758		(116)			(116)		2,642	2,642			
P2009021573	Chambersburg	PA		06/29/2021		4,155		(237)			(237)		3,918	3,918			
P5220216654	TULSA	OK		04/20/2022		18,531		(687)			(687)		17,844	17,844			
P2009020251	RICHARDSON	TX		12/16/2020		19,623		(1,303)			(1,303)		18,321	18,321			
P2009023804	COMMERCE CITY	CO		04/20/2022		7,242		(442)			(442)		6,800	6,800			
P2009020132	Issaquah	WA		12/18/2020		5,181		(203)			(203)		4,978	4,978			
P2009023114	Philadelphia	PA		12/28/2021		2,034		(74)			(74)		1,961	1,961			
P5220116094	Bruceville	TX		06/15/2022		2,012		85			85		2,097	2,097			
P2009024004	Reisterstown	MD		06/02/2022		903		(43)			(43)		861	861			
P2009021614	Southfields	NY		06/29/2021		2,520		(125)			(125)		2,395	2,395			
P2009024702	Bolingbrook	IL		09/07/2022		324		(8)			(8)		316	316			
P2009022126	Hope Valley	RI		08/17/2021		2,482		(139)			(139)		2,343	2,343			
P2009020354	Pembroke Pines	FL		01/29/2021		2,044		(104)			(104)		1,940	1,940			
P2009021341	Fort Lauderdale	FL		05/28/2021		3,189		(185)			(185)		3,004	3,004			
P2009021571	Lancaster	NY		06/29/2021		2,598		(148)			(148)		2,450	2,450			
P2009023768	Catonsville	MD		04/20/2022		2,198		(134)			(134)		2,064	2,064			
P2009024826	Jonesboro	GA		09/07/2022		523		(23)			(23)		500	500			
P4220620386	Stone Mountain	GA		08/24/2022		3,526		(152)			(152)		3,374	3,374			
P2001017370	Simi Valley	CA		06/25/2020		7,258		143			143		7,402	7,402			
P2009023112	Naples	FL		12/28/2021		3,511		(127)			(127)		3,384	3,384			
P4220216612	Key Largo	FL		04/20/2022		13,424		(590)			(590)		12,834	12,834			

ANNUAL STATEMENT FOR THE YEAR 2022 OF THE AMERICAN EQUITY INVESTMENT LIFE INSURANCE COMPANY

SCHEDULE B - PART 3

Showing All Mortgage Loans DISPOSED, Transferred or Repaid During the Current Year

1	Location		4	5	6	7	Change in Book Value/Recorded Investment						14	15	16	17	18
	2	3					8	9	10	11	12	13					
Loan Number	City	State	Loan Type	Date Acquired	Disposal Date	Book Value/Recorded Investment Excluding Accrued Interest Prior Year	Unrealized Valuation Increase (Decrease)	Current Year's (Amortization) /Accretion	Current Year's Other-Than-Temporary Impairment Recognized	Capitalized Deferred Interest and Other	Total Change in Book Value (8+9-10+11)	Total Foreign Exchange Change in Book Value	Book Value/Recorded Investment Excluding Accrued Interest on Disposal	Consid-eration	Foreign Exchange Gain (Loss) on Disposal	Realized Gain (Loss) on Disposal	Total Gain (Loss) on Disposal
P2009020486	Studio City	CA		01/14/2021		387		(9)			(9)		379	379			
P2009024730	Lincoln	NE		09/21/2022		1,110		(16)			(16)		1,094	1,094			
P5220822466	QUEEN CREEK	AZ		10/19/2022		232		(9)			(9)		223	223			
P4220821709	Chicago	IL		10/05/2022		187		(6)			(6)		181	181			
P4220317029	San Leon	TX		05/18/2022		1,989		(90)			(90)		1,899	1,899			
P2001702364	Los Angeles	CA		06/25/2020		7,921		157			157		8,078	8,078			
P2009023702	Palm Beach	FL		03/30/2022													
P5220317136	El Cajon	CA		04/20/2022		4,462		(150)			(150)		4,313	4,313			
P5220720554	Phoenix	AZ		09/21/2022		688		(26)			(26)		662	662			
P5220721104	Phoenix	AZ		09/07/2022		417		(12)			(12)		405	405			
P5220720965	Cortland	IL		09/21/2022		1,714		(22)			(22)		1,692	1,692			
P5220619665	Bonita Springs	FL		09/21/2022		630		(19)			(19)		611	611			
P2009020383	Cranford	NJ		01/29/2021		25,159		(1,240)			(1,240)		23,919	23,919			
P4200210853	Hollywood	FL		06/25/2020		8,469		167			167		8,636	8,636			
P4220317013	Huntington Beach	CA		04/20/2022		9,528		(331)			(331)		9,197	9,197			
P2009021436	Kent	WA		05/28/2021		8,170		(435)			(435)		7,736	7,736			
P5220721289	Fort Lauderdale	FL		10/05/2022		739		(11)			(11)		728	728			
P2009021961	Lexington	SC		07/30/2021													
P2009023105	North Babylon	NY		12/28/2021		5,188		(187)			(187)		5,000	5,000			
P2009023387	Stockton	CA		04/20/2022		2,361		(141)			(141)		2,219	2,219			
P2009020362	Granby	MA		01/29/2021		3,492		(178)			(178)		3,314	3,314			
P2009023393	Wharton	NJ		03/09/2022		4,880		(319)			(319)		4,561	4,561			
P4220720780	Fort Lauderdale	FL		09/07/2022		4,497		(39)			(39)		4,457	4,457			
P4220216375	Valley Springs	CA		05/04/2022		1,909		(116)			(116)		1,792	1,792			
P2009020228	Houston	TX		01/14/2021		4,432		(105)			(105)		4,326	4,326			
P2009020068	Jamaica	NY		12/18/2020		4,061		(136)			(136)		3,925	3,925			
P2002017906	Miami	FL		06/25/2020		4,841		106			106		4,947	4,947			
P2009023906	Old Hickory	TN		05/18/2022		1,827		(111)			(111)		1,716	1,716			
P2009023560	Minneapolis	MN		05/04/2022		56,304		(3,436)			(3,436)		52,867	52,867			
P2009021385	Yonkers	NY		05/28/2021		1,429		(83)			(83)		1,346	1,346			
P2009021876	Las Vegas	NV		07/30/2021		3,531		(194)			(194)		3,337	3,337			
P2009023125	Great Neck	NY		12/28/2021		8,466		(306)			(306)		8,160	8,160			
P5220116170	Kodak	TN		04/20/2022		4,350		(278)			(278)		4,071	4,071			
P4220822401	Memphis	TN		10/05/2022		68		(3)			(3)		66	66			
P2009020305	Mystic	CT		12/30/2020		2,130		(112)			(112)		2,018	2,018			
P2009020514	San Jose	CA		03/12/2021													
P2009020548	MESQUITE	TX		02/24/2021		1,649		(55)			(55)		1,594	1,594			
P2009021365	FLORAL PARK	NY		05/28/2021		5,509		(328)			(328)		5,181	5,181			
P5220317157	Laguna Beach	CA		05/18/2022													
P5220619633	Apple Valley	MN		08/10/2022		436		(13)			(13)		424	424			
P2008802561	Sherman Oaks	CA		08/14/2020		15,817							15,817	15,817			
P2009023397	Maricopa	AZ		03/09/2022		2,130		(128)			(128)		2,002	2,002			
P2009023783	Santa Rosa	CA		04/20/2022		2,739		(167)			(167)		2,572	2,572			
P5220216496	Racine	WI		05/04/2022		556		(34)			(34)		522	522			
P2009021567	Dix Hills	NY		06/29/2021		9,893		(564)			(564)		9,329	9,329			
P2009023880	AURORA	CO		05/18/2022		2,443		(149)			(149)		2,293	2,293			
P4220317339	Phoenix	AZ		04/20/2022		3,421		(178)			(178)		3,244	3,244			
P4220418204	Mint Hill	NC		06/15/2022		2,276		(119)			(119)		2,157	2,157			
P4220216249	Miami	FL		03/30/2022		1,134		(38)			(38)		1,096	1,096			
P2009023415	Temple Hills	MD		03/09/2022		2,813		(169)			(169)		2,645	2,645			
P5220418602	Corpus Christi	TX		07/13/2022		2,248		(69)			(69)		2,179	2,179			

ANNUAL STATEMENT FOR THE YEAR 2022 OF THE AMERICAN EQUITY INVESTMENT LIFE INSURANCE COMPANY

SCHEDULE B - PART 3

Showing All Mortgage Loans DISPOSED, Transferred or Repaid During the Current Year

1	Location		4	5	6	7	Change in Book Value/Recorded Investment						14	15	16	17	18
	2	3					8	9	10	11	12	13					
Loan Number	City	State	Loan Type	Date Acquired	Disposal Date	Book Value/Recorded Investment Excluding Accrued Interest Prior Year	Unrealized Valuation Increase (Decrease)	Current Year's (Amortization) /Accretion	Current Year's Other-Than-Temporary Impairment Recognized	Capitalized Deferred Interest and Other	Total Change in Book Value (8+9-10+11)	Total Foreign Exchange Change in Book Value	Book Value/Recorded Investment Excluding Accrued Interest on Disposal	Consid-eration	Foreign Exchange Gain (Loss) on Disposal	Realized Gain (Loss) on Disposal	Total Gain (Loss) on Disposal
P5220922970	Oklahoma City	OK		11/16/2022		.66		(3)			(3)		.64	.64			
P2009024447	Phoenix	AZ		07/27/2022		.882		(50)			(50)		.832	.832			
P5220720666	Silver Spring	MD		09/07/2022		1,965		(74)			(74)		1,890	1,890			
P5220721428	Long Beach Township	NJ		10/19/2022		.489		(19)			(19)		.470	.470			
P2001017319	Apple Valley	CA		06/25/2020		.265		.5			.5		.270	.270			
P2009024397	Desert Hot Springs	CA		10/19/2022		.141		.1			.1		.142	.142			
P4220317290	Pasadena	CA		06/02/2022		3,850		(188)			(188)		3,662	3,662			
P4220418313	Kissimmee	FL		06/15/2022		.459		(13)			(13)		.446	.446			
P5220216827	Fredericksburg	TX		04/06/2022		2,927		(130)			(130)		2,797	2,797			
P2001017439	Houston	TX		06/25/2020		2,711		.53			.53		2,764	2,764			
P4220619837	Davenport	FL		10/05/2022		.457		.2			.2		.459	.459			
P1912016953	Capistrano Beach	CA		06/25/2020													
P4220619978	Los Angeles	CA		10/05/2022		1,977		.6			.6		1,984	1,984			
P2009021327	Orlando	FL		05/28/2021		2,795		(164)			(164)		2,631	2,631			
P2009023285	Odessa	TX		03/09/2022		1,827		(101)			(101)		1,725	1,725			
P4220519454	Lewisville	TX		09/21/2022		.395		(6)			(6)		.389	.389			
P2009020240	Hilton Head Island	SC		12/16/2020		7,109		(251)			(251)		6,857	6,857			
P2009023249	Sylmar	CA		03/09/2022		4,471		(218)			(218)		4,253	4,253			
P5220721086	Belleville	NJ		10/05/2022		.896		(18)			(18)		.878	.878			
P2002017872	Milwaukee	WI		06/25/2020		2,085		.28			.28		2,113	2,113			
P2009023111	MOUNT POCONO	PA		12/28/2021		3,620		(131)			(131)		3,489	3,489			
P5220721535	Columbia	MD		10/19/2022		.105		(4)			(4)		.101	.101			
P2009020412	Hicksville	NY		01/29/2021		6,072		(283)			(283)		5,789	5,789			
P4220317445	Elizabethton	TN		06/29/2022		1,694		(73)			(73)		1,621	1,621			
P5220519537	Davenport	FL		08/10/2022		1,350		(52)			(52)		1,298	1,298			
P5220619908	Mequon	WI		09/07/2022		.593		(20)			(20)		.573	.573			
P2009023769	Forney	TX		04/20/2022		1,978		(121)			(121)		1,857	1,857			
P2009020078	Brooklyn	NY		12/18/2020		2,730		(108)			(108)		2,622	2,622			
P2009020656	Winter Garden	FL		03/26/2021		.761		(24)			(24)		.737	.737			
P2009024795	San Antonio	TX		09/07/2022		.364		(15)			(15)		.349	.349			
P4220317546	Wimauma	FL		09/21/2022													
P2009023544	Midland	TX		04/06/2022		1,466		(93)			(93)		1,372	1,372			
P5220720614	Clarendon Hills	IL		10/05/2022		.237		(8)			(8)		.228	.228			
P5220721053	Ottsville	PA		10/05/2022		.673		(26)			(26)		.648	.648			
P4220317628	Frederick	MD		06/02/2022		3,039		(62)			(62)		2,978	2,978			
P2009024493	Washington	DC		08/10/2022		.625		(24)			(24)		.602	.602			
P2009023643	Corcoran	CA		04/06/2022		1,414		(90)			(90)		1,323	1,323			
P2009023308	Gurnee	IL		03/09/2022		1,675		(110)			(110)		1,566	1,566			
P4200110159	Orlando	FL		06/25/2020		5,199		.90			.90		5,289	5,289			
P2009020609	NILES	IL		03/26/2021		3,002		(107)			(107)		2,895	2,895			
P5220317239	Arlington	TX		06/02/2022		1,517		(50)			(50)		1,468	1,468			
P2009021630	Oregon City	OR		06/29/2021		5,488		(313)			(313)		5,175	5,175			
P2009021605	Encino	CA		06/29/2021													
P2009023794	Katy	TX		07/27/2022		2,436		(124)			(124)		2,312	2,312			
P4220822129	Jupiter	FL		10/19/2022		.972		(42)			(42)		.930	.930			
P2009021919	Westhampton Beach	NY		07/30/2021		9,030		(497)			(497)		8,534	8,534			
P2009024543	Cary	IL		08/10/2022		1,650		(42)			(42)		1,608	1,608			
P2009021885	Las Vegas	NV		07/30/2021		1,675		(92)			(92)		1,583	1,583			
P2009020361	Granby	MA		01/29/2021		3,196		(163)			(163)		3,033	3,033			
P2009020477	Sherman Oaks	CA		02/09/2021													
P2009020081	Brooklyn	NY		12/18/2020		4,429		(176)			(176)		4,253	4,253			

ANNUAL STATEMENT FOR THE YEAR 2022 OF THE AMERICAN EQUITY INVESTMENT LIFE INSURANCE COMPANY

SCHEDULE B - PART 3

Showing All Mortgage Loans DISPOSED, Transferred or Repaid During the Current Year

1	Location		4	5	6	7	Change in Book Value/Recorded Investment						14	15	16	17	18
	2	3					8	9	10	11	12	13					
Loan Number	City	State	Loan Type	Date Acquired	Disposal Date	Book Value/Recorded Investment Excluding Accrued Interest Prior Year	Unrealized Valuation Increase (Decrease)	Current Year's (Amortization) /Accretion	Current Year's Other-Than-Temporary Impairment Recognized	Capitalized Deferred Interest and Other	Total Change in Book Value (8+9-10+11)	Total Foreign Exchange Change in Book Value	Book Value/Recorded Investment Excluding Accrued Interest on Disposal	Consid-eration	Foreign Exchange Gain (Loss) on Disposal	Realized Gain (Loss) on Disposal	Total Gain (Loss) on Disposal
P5220923535	El Paso	TX		11/02/2022		275		(12)			(12)		263	263			
P2009021935	Southwest Ranches	FL		07/30/2021		6,249		(344)			(344)		5,906	5,906			
P4191108643	Orchard Lake	MI		06/25/2020		1,477		30			30		1,507	1,507			
P5220720901	Daniel Island	SC		10/05/2022													
P2009020162	Katy	TX		12/16/2020		5,908		(127)			(127)		5,781	5,781			
P5220720559	Burnsville	NC		08/24/2022		593		(22)			(22)		571	571			
P2009020343	MESA	AZ		12/30/2020		23,480		(1,435)			(1,435)		22,045	22,045			
P2009022036	Plymouth	ME		08/17/2021		2,511		(129)			(129)		2,383	2,383			
P2009023992	Kissimmee	FL		06/02/2022		1,172		(25)			(25)		1,147	1,147			
P4220317514	Grand Junction	CO		05/04/2022		764		(7)			(7)		757	757			
P2009021433	Waxhaw	NC		05/28/2021		3,082		(179)			(179)		2,903	2,903			
P2009020168	Encino	CA		12/30/2020		10,433		(248)			(248)		10,185	10,185			
P2009023095	Coram	NY		12/28/2021		4,612		(167)			(167)		4,446	4,446			
P2009021929	Miami Shores	FL		07/30/2021		9,203		(506)			(506)		8,697	8,697			
P2009021397	Miami Springs	FL		05/28/2021		5,098		(296)			(296)		4,803	4,803			
P2009024160	Valley Center	CA		08/24/2022		4,923		(22)			(22)		4,901	4,901			
P2009020163	Washington	DC		12/30/2020		974		(32)			(32)		942	942			
P2009023779	Panama City Beach	FL		04/20/2022		1,944		(72)			(72)		1,872	1,872			
P2009020615	Manassas	VA		03/12/2021		4,381		(146)			(146)		4,236	4,236			
P4220923045	Homestead	FL		11/02/2022		443		(19)			(19)		423	423			
P4220316988	Casa Grande	AZ		05/18/2022		1,583		(77)			(77)		1,505	1,505			
P5220518919	Nampa	ID		07/13/2022		4,643		(237)			(237)		4,407	4,407			
P2009020374	Kent	WA		01/29/2021		6,534		(287)			(287)		6,247	6,247			
P2009024186	Northglenn	CO		08/24/2022		1,499		(41)			(41)		1,458	1,458			
P2009020100	Davenport	FL		12/18/2020		3,730		(148)			(148)		3,582	3,582			
P2009020430	Salem	OR		01/29/2021		10,133		(516)			(516)		9,616	9,616			
P2009024256	Katy	TX		06/02/2022		1,931		(89)			(89)		1,842	1,842			
P2009023382	Las Vegas	NV		03/09/2022		4,353		(111)			(111)		4,242	4,242			
P2009023465	Bridgeport	CT		04/20/2022		1,725		(113)			(113)		1,612	1,612			
P5220519098	Missouri City	TX		10/05/2022		801		5			5		806	806			
P2009020340	AVONDALE	AZ		12/30/2020		3,221		(142)			(142)		3,079	3,079			
P2009024410	South Elgin	IL		08/10/2022		460		(23)			(23)		438	438			
P2001017125	Hampshire	IL		06/25/2020		3,959		78			78		4,038	4,038			
P2009023711	Raytown	MO		06/01/2022													
P1912016789	West Palm Beach	FL		06/25/2020		2,789		86			86		2,875	2,875			
P4220822531	Broken Bow	OK		10/19/2022		719		(28)			(28)		692	692			
P2009023766	Chicago	IL		05/04/2022		1,391		(85)			(85)		1,307	1,307			
P2009020231	Paramount	CA		02/24/2021		243,182		(8,064)			(8,064)		235,118	235,118			
P2009023099	BROOKLYN	NY		12/28/2021		1,929		(70)			(70)		1,860	1,860			
P4220216296	Palm Bay	FL		03/30/2022		1,164		(71)			(71)		1,093	1,093			
P5211115025	Miramar	FL		08/10/2022		2,352		(69)			(69)		2,284	2,284			
P2009023317	North Chesterfield	VA		04/06/2022		2,877		(153)			(153)		2,724	2,724			
P4211215393	Lambertville	NJ		04/20/2022		8,654		(410)			(410)		8,244	8,244			
P2009023048	Hollis	NY		12/28/2021		5,488		(198)			(198)		5,290	5,290			
P2009024670	Carteret	NJ		08/24/2022		730		(31)			(31)		699	699			
P2009024658	Puyallup	WA		09/07/2022		836		(22)			(22)		814	814			
P4200210589	Minneapolis	MN		06/25/2020		7,896		156			156		8,052	8,052			
P2009020437	Alexandria	VA		01/14/2021		4,407		(115)			(115)		4,292	4,292			
P5220317476	Antioch	CA		05/18/2022		2,448		(122)			(122)		2,327	2,327			
P5220721456	Colorado Springs	CO		10/05/2022		305		(2)			(2)		303	303			
P2009020290	Torrance	CA		12/30/2020		657		(34)			(34)		623	623			

E06.77

E06.77

E06.77

E06.77

ANNUAL STATEMENT FOR THE YEAR 2022 OF THE AMERICAN EQUITY INVESTMENT LIFE INSURANCE COMPANY

SCHEDULE B - PART 3

Showing All Mortgage Loans DISPOSED, Transferred or Repaid During the Current Year

1	Location		4	5	6	7	Change in Book Value/Recorded Investment						14	15	16	17	18
	2	3					8	9	10	11	12	13					
Loan Number	City	State	Loan Type	Date Acquired	Disposal Date	Book Value/ Recorded Investment Excluding Accrued Interest Prior Year	Unrealized Valuation Increase (Decrease)	Current Year's (Amortization) /Accretion	Current Year's Other- Than- Temporary Impairment Recognized	Capitalized Deferred Interest and Other	Total Change in Book Value (8+9-10+11)	Total Foreign Exchange Change in Book Value	Book Value/ Recorded Investment Excluding Accrued Interest on Disposal	Consid- eration	Foreign Exchange Gain (Loss) on Disposal	Realized Gain (Loss) on Disposal	Total Gain (Loss) on Disposal
P4220518803	Santa Rosa Beach	FL		07/13/2022		3,367		(118)			(118)		3,249		3,249		
P4220721391	Sedalia	CO		09/21/2022		538		(21)			(21)		518		518		
P2009022100	Discovery Bay	CA		08/17/2021		3,100		(174)			(174)		2,925		2,925		
P4220619629	Tampa	FL		08/10/2022		2,169		(63)			(63)		2,106		2,106		
P2009023914	Bluffton	SC		05/04/2022		3,946		(241)			(241)		3,706		3,706		
P5220822261	University Place	WA		10/05/2022		617		(24)			(24)		593		593		
P5220821734	Tiffin	IA		10/19/2022		218		(7)			(7)		211		211		
P5220721066	Guyton	GA		09/21/2022		485		(21)			(21)		464		464		
P2009020377	Lexington	NC		01/29/2021		86,588		(3,918)			(3,918)		82,671		82,671		
P4200109958	Bailey	CO		06/25/2020		2,452		42			42		2,495		2,495		
P2009023817	Manteca	CA		05/18/2022		1,858		(106)			(106)		1,752		1,752		
P4220216276	Mt Pleasant	SC		03/09/2022													
P2010802589	Houston	TX		12/16/2020		1,456		(42)			(42)		1,414		1,414		
P2009023870	Temple Hills	MD		05/18/2022		2,132		(128)			(128)		2,004		2,004		
P2009020211	El Cajon	CA		12/30/2020		7,426		(346)			(346)		7,080		7,080		
P2009023365	Fort Washington	MD		03/09/2022		2,404		(106)			(106)		2,297		2,297		
P5220720734	Bakersfield	CA		09/07/2022		132		(6)			(6)		126		126		
P2009020436	STOCKTON	CA		01/27/2021		109,289		(2,865)			(2,865)		106,424		106,424		
P2009020624	Abwahnee	CA		03/12/2021		14,797		(491)			(491)		14,306		14,306		
P1912016915	Lake Wales	FL		06/25/2020		674		13			13		687		687		
P2009021621	Parkland	FL		06/29/2021		8,961		(510)			(510)		8,450		8,450		
P5220216796	Riverwoods	IL		05/04/2022		1,527		(93)			(93)		1,434		1,434		
P2009022106	Providence	RI		08/17/2021		1,669		(94)			(94)		1,576		1,576		
P5220216716	Austin	TX		05/18/2022		13,961		(662)			(662)		13,299		13,299		
P2009021356	East Elmhurst	NY		05/28/2021		5,018		(242)			(242)		4,776		4,776		
P4220115722	albuquerque	NM		03/09/2022		29,620		(527)			(527)		29,092		29,092		
P2009020344	Sandy Springs	GA		12/30/2020		5,761		(141)			(141)		5,620		5,620		
P1912016596	Aloha	OR		06/25/2020		3,170		125			125		3,295		3,295		
P2009024470	Meriden	CT		09/07/2022		277		(11)			(11)		266		266		
P2009021601	Beaumont	TX		06/29/2021		2,308		(132)			(132)		2,177		2,177		
P2009024811	New Prt Rchy	FL		09/07/2022		644		(18)			(18)		625		625		
P2009022043	Monson	MA		08/17/2021		3,701		(191)			(191)		3,510		3,510		
P2009023795	Cape Coral	FL		05/18/2022		1,482		(90)			(90)		1,391		1,391		
P2009023371	Austell	GA		04/06/2022		1,546		(101)			(101)		1,445		1,445		
P2009024126	Portland	OR		07/13/2022		1,362		(23)			(23)		1,339		1,339		
P5220317186	Hercules	CA		04/20/2022													
P2009023634	Greensboro	NC		05/18/2022		820		(50)			(50)		770		770		
P1912016665	Shaver Lake	CA		06/25/2020		3,372		67			67		3,439		3,439		
P2009021921	Naples	FL		07/30/2021		2,131		(117)			(117)		2,013		2,013		
P2009021905	Woodbury	NY		07/30/2021		28,824		(1,583)			(1,583)		27,240		27,240		
P5220721489	Gastonia	NC		10/05/2022		20,774		(717)			(717)		20,057		20,057		
P5220216492	Paola	KS		04/20/2022		7,497		(355)			(355)		7,142		7,142		
P2009020636	Fort Pierce	FL		03/26/2021		2,200		(27)			(27)		2,173		2,173		
P1912016827	Farmers Branch	TX		06/25/2020		494		10			10		504		504		
P2009020529	BURLINGTON	NJ		02/02/2021		3,117		(90)			(90)		3,027		3,027		
P2002017647	Corona	CA		06/25/2020		11,772		232			232		12,004		12,004		
P2009023454	Davenport	FL		03/09/2022		2,388		(78)			(78)		2,310		2,310		
P2009021383	Hamilton	NJ		05/28/2021		1,633		(170)			(170)		1,463		1,463		
P2009023060	Burlington	MA		12/28/2021		13,030		(471)			(471)		12,560		12,560		
P2009021479	Albany	NY		05/28/2021		1,861		(108)			(108)		1,753		1,753		
P2009024523	Parker	CO		08/10/2022		1,382		(24)			(24)		1,358		1,358		

ANNUAL STATEMENT FOR THE YEAR 2022 OF THE AMERICAN EQUITY INVESTMENT LIFE INSURANCE COMPANY

SCHEDULE B - PART 3

Showing All Mortgage Loans DISPOSED, Transferred or Repaid During the Current Year

1	Location		4	5	6	7	Change in Book Value/Recorded Investment						14	15	16	17	18
	2	3					8	9	10	11	12	13					
Loan Number	City	State	Loan Type	Date Acquired	Disposal Date	Book Value/ Recorded Investment Excluding Accrued Interest Prior Year	Unrealized Valuation Increase (Decrease)	Current Year's (Amortization) /Accretion	Current Year's Other-Than-Temporary Impairment Recognized	Capitalized Deferred Interest and Other	Total Change in Book Value (8+9-10+11)	Total Foreign Exchange Change in Book Value	Book Value/ Recorded Investment Excluding Accrued Interest on Disposal	Consid-eration	Foreign Exchange Gain (Loss) on Disposal	Realized Gain (Loss) on Disposal	Total Gain (Loss) on Disposal
P2009021887	Aurora	CO		07/15/2022		37,104		(2,036)			(2,036)		35,068		35,068		
P2009022107	Lebanon	OR		08/17/2021		8,245		(463)			(463)		7,783		7,783		
P2009023526	West Valley City	UT		05/04/2022		3,497		(118)			(118)		3,378		3,378		
P5220418060	Naples	FL		07/13/2022		1,805		(46)			(46)		1,759		1,759		
P2009020191	Denver	CO		12/30/2020													
P2009024614	Denver	CO		09/07/2022		208		(9)			(9)		199		199		
P2009023348	Fort Washington	MD		03/09/2022		2,856		(152)			(152)		2,704		2,704		
P5220317782	Dallas	TX		07/13/2022		1,525		(76)			(76)		1,449		1,449		
P1912016905	Orlando	FL		06/25/2020		5,948		117			117		6,065		6,065		
P4200110034	Huntsville	UT		06/25/2020		1,264		25			25		1,290		1,290		
P4220619630	Stockton	CA		08/10/2022													
P4220216441	Corona	CA		05/04/2022		3,743		(190)			(190)		3,553		3,553		
P4220116146	Atlanta	GA		03/09/2022		6,489		(212)			(212)		6,277		6,277		
P5220518640	TAMPA	FL		06/29/2022		1,392		(85)			(85)		1,307		1,307		
P2009021903	Kent	WA		07/30/2021		6,702		(368)			(368)		6,334		6,334		
P2009023734	Raleigh	NC		03/30/2022		1,481		(15)			(15)		1,466		1,466		
P2009023570	Corona	CA		04/20/2022		6,318		(413)			(413)		5,905		5,905		
P2009023780	COCONUT CREEK	FL		04/20/2022		2,464		(142)			(142)		2,322		2,322		
P4191109143	Fort Lupton	CO		06/25/2020		11,244		238			238		11,482		11,482		
P4200210519	Tyler	TX		06/25/2020		9,972		205			205		10,177		10,177		
P5220720764	Canton	TX		09/21/2022		368		(14)			(14)		354		354		
P5220620250	Gariand	TX		08/24/2022		517		(22)			(22)		495		495		
P2009023704	Spring	TX		03/30/2022													
P2009023991	West Milford	NJ		07/27/2022													
P4220822642	New Albany	OH		10/19/2022		1,265		(49)			(49)		1,216		1,216		
P2009020264	Las Vegas	NV		12/30/2020		176,690		(14,426)			(14,426)		162,264		162,264		
P2009020121	West Babylon	NY		12/18/2020		1,914		(76)			(76)		1,838		1,838		
P2009020644	Saint Petersburg	FL		03/26/2021		4,932		(118)			(118)		4,814		4,814		
P2009020126	Brooklyn	NY		12/18/2020		2,464		(98)			(98)		2,366		2,366		
P5220216728	Lake Havasu City	AZ		04/20/2022		33,945		(1,761)			(1,761)		32,183		32,183		
P2009020115	San Jose	CA		12/18/2020		12,392		(406)			(406)		11,985		11,985		
P2009021561	Georgetown	DE		06/29/2021		10,170		(582)			(582)		9,587		9,587		
P5220720801	Arlington	TX		09/21/2022		210		(1)			(1)		209		209		
P4220519187	Loxahatchee	FL		07/27/2022		1,463		(69)			(69)		1,394		1,394		
P5220619829	Los Angeles	CA		11/02/2022		19,097		(2)			(2)		19,095		19,095		
P2009022131	Hayward	CA		08/17/2021		973		(55)			(55)		919		919		
P5220216565	SAINT CHARLES	IL		04/20/2022		5,892		(360)			(360)		5,532		5,532		
P2009023311	Melrose Park	IL		03/09/2022		1,421		(85)			(85)		1,336		1,336		
P5220619840	Mims	FL		08/24/2022		1,115		(48)			(48)		1,067		1,067		
P4220216594	Corona	CA		04/20/2022		4,358		(146)			(146)		4,211		4,211		
P4220822173	Woodbine	MD		10/05/2022		2,027		(44)			(44)		1,984		1,984		
P2009024406	Crystal Lake	IL		07/27/2022		650		(38)			(38)		612		612		
P2009024650	Bridgeton	NJ		08/24/2022		437		(9)			(9)		428		428		
P5220721278	Chicago	IL		10/05/2022		638		(22)			(22)		616		616		
P2009021586	Lake Stevens	WA		06/29/2021		5,290		(302)			(302)		4,988		4,988		
P4220822506	Sevierville	TN		10/19/2022													
P2009021550	New York	NY		06/29/2021		14,917		(897)			(897)		14,019		14,019		
P2009024753	Kent	WA		09/07/2022		805		(33)			(33)		772		772		
P5220317545	Glen Allen	VA		06/02/2022		1,547		(94)			(94)		1,452		1,452		
P4220317106	Irvine	CA		05/18/2022													
P2002802507	Oxnard	CA		06/25/2020		7,370		145			145		7,515		7,515		

ANNUAL STATEMENT FOR THE YEAR 2022 OF THE AMERICAN EQUITY INVESTMENT LIFE INSURANCE COMPANY

SCHEDULE B - PART 3

Showing All Mortgage Loans DISPOSED, Transferred or Repaid During the Current Year

1	Location		4	5	6	7	Change in Book Value/Recorded Investment						14	15	16	17	18
	2	3					8	9	10	11	12	13					
Loan Number	City	State	Loan Type	Date Acquired	Disposal Date	Book Value/Recorded Investment Excluding Accrued Interest Prior Year	Unrealized Valuation Increase (Decrease)	Current Year's (Amortization) /Accretion	Current Year's Other-Than-Temporary Impairment Recognized	Capitalized Deferred Interest and Other	Total Change in Book Value (8+9-10+11)	Total Foreign Exchange Change in Book Value	Book Value/Recorded Investment Excluding Accrued Interest on Disposal	Consid-eration	Foreign Exchange Gain (Loss) on Disposal	Realized Gain (Loss) on Disposal	Total Gain (Loss) on Disposal
P2009022053	FAIRFIELD	CA		08/17/2021		7,407		(415)			(415)		6,992		6,992		
P5220821582	Houston	TX		10/19/2022		520		(20)			(20)		500		500		
P5220317362	Menifee	CA		05/04/2022		960		(51)			(51)		908		908		
P2009020641	Friendswood	TX		04/09/2021		931		(31)			(31)		900		900		
P5220216683	Kyle	TX		03/30/2022		1,950		(103)			(103)		1,847		1,847		
P2001017461	Paterson	NJ		06/25/2020		4,403		87			87		4,490		4,490		
P2009023254	Dundalk	MD		03/09/2022		1,613		(82)			(82)		1,530		1,530		
P2009020324	RICHMOND	TX		01/14/2021		4,553		(130)			(130)		4,423		4,423		
P4200210524	Coral Springs	FL		06/25/2020		7,300		145			145		7,444		7,444		
P2009023290	Brookfield	CT		03/09/2022		2,946		(124)			(124)		2,823		2,823		
P1912016305	Chandler	AZ		06/25/2020		460		9			9		469		469		
P5220821682	Lakeway	TX		09/21/2022		4,187		(161)			(161)		4,026		4,026		
P4220317164	Boca Raton	FL		05/04/2022		10,825		(315)			(315)		10,509		10,509		
P4211114759	Fort Lauderdale	FL		03/30/2022		5,147		(190)			(190)		4,957		4,957		
P2009024712	Pikesville	MD		08/10/2022		559		(16)			(16)		542		542		
P2009020301	Renton	WA		12/30/2020		16,713		(873)			(873)		15,840		15,840		
P2009023724	Pasadena	TX		03/30/2022		1,849		(18)			(18)		1,831		1,831		
P4220620443	Asheville	NC		08/24/2022													
P2009020648	Rancho Cucamonga	CA		04/09/2021		197,153		(6,901)			(6,901)		190,252		190,252		
P2009021888	Woodhaven	NY		07/30/2021		5,599		(308)			(308)		5,292		5,292		
P5220619614	Kissimmee	FL		08/10/2022		1,161		(16)			(16)		1,145		1,145		
P2009022049	DENTON	MD		08/17/2021		1,752		(98)			(98)		1,654		1,654		
P5220316880	Huntington Beach	CA		05/04/2022		15,008		(820)			(820)		14,188		14,188		
P4191209523	West Palm Beach	FL		06/25/2020		5,514		109			109		5,623		5,623		
P2009024990	Sterling	CT		10/19/2022		279		(11)			(11)		269		269		
P4220922757	Davie	FL		10/19/2022		357		(8)			(8)		349		349		
P4220821966	Quinlan	TX		10/19/2022		422		(15)			(15)		407		407		
P2009020075	Tracy	CA		12/18/2020		37,918		(1,727)			(1,727)		36,192		36,192		
P2009020524	HIGHLAND PARK	IL		02/02/2021		2,270		(60)			(60)		2,211		2,211		
P2009023718	Brigantine	NJ		03/30/2022		1,345		(13)			(13)		1,331		1,331		
P4200109907	Wichita	KS		04/14/2022		6,465		129			129		6,594		6,594		
P2009023656	Houston	TX		03/30/2022													
P2009023653	Houston	TX		03/30/2022													
P2009021346	New York	NY		05/28/2021		13,066		(759)			(759)		12,308		12,308		
P4220821891	Austin	TX		10/05/2022		99		(1)			(1)		98		98		
P5220216330	Phoenix	AZ		03/30/2022		2,108		(52)			(52)		2,056		2,056		
P4220619943	Austin	TX		08/10/2022		348		(10)			(10)		338		338		
P2009024861	San Diego	CA		09/07/2022													
P4220822350	Oceanside	CA		10/05/2022		593		(7)			(7)		586		586		
P5220317605	Myrtle Beach	SC		05/18/2022		869		(27)			(27)		843		843		
P4200110331	Minneapolis	MN		06/25/2020		7,735		297			297		8,032		8,032		
P2008802562	La Habra Heights	CA		07/15/2022		10,710							10,710		10,710		
P2009024696	Belleville	NJ		08/10/2022		768		(22)			(22)		746		746		
P2009024846	Richmond	TX		10/19/2022		326		(5)			(5)		321		321		
P4220720865	Jacksonville	FL		09/21/2022		636		(27)			(27)		609		609		
P2009020282	Hudson	FL		12/30/2020		1,871		(98)			(98)		1,773		1,773		
P2009020622	Knoxville	MD		03/26/2021		3,432		(130)			(130)		3,302		3,302		
P2009024328	Cinnaminson	NJ		07/13/2022		1,005		(53)			(53)		951		951		
P5220418330	Wilkes Barre	PA		07/13/2022		336		(18)			(18)		319		319		
P2009021926	Naples	FL		07/30/2021		5,005		(276)			(276)		4,729		4,729		
P2009020142	Port Saint Lucie	FL		12/18/2020		2,148		(86)			(86)		2,063		2,063		

ANNUAL STATEMENT FOR THE YEAR 2022 OF THE AMERICAN EQUITY INVESTMENT LIFE INSURANCE COMPANY

SCHEDULE B - PART 3

Showing All Mortgage Loans DISPOSED, Transferred or Repaid During the Current Year

1	Location		4	5	6	7	Change in Book Value/Recorded Investment						14	15	16	17	18
	2	3					8	9	10	11	12	13					
Loan Number	City	State	Loan Type	Date Acquired	Disposal Date	Book Value/Recorded Investment Excluding Accrued Interest Prior Year	Unrealized Valuation Increase (Decrease)	Current Year's (Amortization) /Accretion	Current Year's Other-Than-Temporary Impairment Recognized	Capitalized Deferred Interest and Other	Total Change in Book Value (8+9-10+11)	Total Foreign Exchange Change in Book Value	Book Value/Recorded Investment Excluding Accrued Interest on Disposal	Consid-eration	Foreign Exchange Gain (Loss) on Disposal	Realized Gain (Loss) on Disposal	Total Gain (Loss) on Disposal
P5220216546	Indianapolis	IN		04/20/2022		921		(48)			(48)		873	873			
P2009021931	Allentown	NJ		07/30/2021		11,575		(636)			(636)		10,939	10,939			
P5220821692	Colorado Springs	CO		10/19/2022													
P4220822457	Burton	MI		11/02/2022		254		(10)			(10)		244	244			
P4220518835	Bradenton	FL		06/29/2022		3,017		(74)			(74)		2,943	2,943			
P1912016339	Las Vegas	NV		06/25/2020		5,118		103			103		5,221	5,221			
P2009023815	Woodbridge	VA		05/18/2022		1,673		(102)			(102)		1,570	1,570			
P2009020466	ORLANDO	FL		01/27/2021		7,010		(232)			(232)		6,778	6,778			
P2009023558	Las Vegas	NV		04/06/2022		5,177		(225)			(225)		4,952	4,952			
P4220317348	Davenport	FL		07/13/2022		1,757		(57)			(57)		1,700	1,700			
P2009021342	Nyack	NY		05/28/2021		10,300		(597)			(597)		9,703	9,703			
P5220518794	Vista	CA		09/07/2022		1,033		(30)			(30)		1,003	1,003			
P5220216301	Hoover	AL		03/30/2022		1,313		(86)			(86)		1,228	1,228			
P5220316972	Danville	PA		05/04/2022		1,198		(46)			(46)		1,152	1,152			
P2009023915	Denver	CO		05/18/2022		1,960		(120)			(120)		1,840	1,840			
P5220418620	Austin	TX		07/27/2022		3,023		(88)			(88)		2,936	2,936			
P2009023692	Frisco	TX		03/30/2022													
P4220216267	Fresno	CA		04/20/2022													
P4220720715	Hickory	NC		08/24/2022		361		(16)			(16)		345	345			
P5220619612	Cincinnati	OH		10/05/2022		87		(4)			(4)		83	83			
P5220518834	Bella Vista	AR		07/27/2022		335		(18)			(18)		317	317			
P2009020492	ORLANDO	FL		01/27/2021		3,111		(82)			(82)		3,029	3,029			
P4220317224	Scottsdale	AZ		05/18/2022													
P2009020165	Kyle	TX		12/16/2020		1,853		(53)			(53)		1,800	1,800			
P2009020594	Spring	TX		02/24/2021		4,067		(65)			(65)		4,003	4,003			
P2009023694	Charlotte	NC		03/30/2022		1,831		(18)			(18)		1,813	1,813			
P5220620390	Marina Del Rey	CA		09/21/2022													
P5220418013	Scottsdale	AZ		06/02/2022		2,920		(165)			(165)		2,756	2,756			
P2009020212	Chicago	IL		12/30/2020		2,724		(127)			(127)		2,597	2,597			
P2009020265	Encino	CA		12/30/2020		85,355		(4,459)			(4,459)		80,897	80,897			
P5220822085	Haslet	TX		10/05/2022		308		(12)			(12)		296	296			
P2009023777	HOUSTON	TX		05/18/2022		1,136		(69)			(69)		1,067	1,067			
P2009020136	Lodi	NJ		12/18/2020		1,571		(63)			(63)		1,508	1,508			
P2009021343	Irvine	CA		05/28/2021		37,777		(2,186)			(2,186)		35,592	35,592			
P2009023677	Fairland	IN		03/30/2022		992		(10)			(10)		982	982			
P5220417959	Macon	GA		07/13/2022													
P2009023483	Coats	NC		04/06/2022		1,310		(82)			(82)		1,228	1,228			
P2009024847	Saint Louis	MO		09/21/2022		517		(7)			(7)		509	509			
P2009020084	Bronx	NY		12/18/2020		6,280		(250)			(250)		6,030	6,030			
P2009023616	Carrollton	GA		04/06/2022		1,090		(70)			(70)		1,020	1,020			
P2009023705	Granbury	TX		03/30/2022		1,651		(16)			(16)		1,635	1,635			
P2009023473	Visalia	CA		03/09/2022		2,663		(87)			(87)		2,576	2,576			
P5220317300	Huntington Beach	CA		05/18/2022		3,761		(218)			(218)		3,544	3,544			
P5220317409	LAGUNA NIGUEL	CA		05/18/2022		3,378		(206)			(206)		3,172	3,172			
P2009023257	Danbury	CT		03/09/2022		11,315		(577)			(577)		10,738	10,738			
P2009024329	Tucson	AZ		07/13/2022		721		(31)			(31)		690	690			
P2009021922	Huntington Station	NY		07/30/2021		5,876		(302)			(302)		5,574	5,574			
P5220620095	Stockbridge	GA		09/07/2022		401		(17)			(17)		384	384			
P2009020633	Lady Lake	FL		03/26/2021		11,506		(355)			(355)		11,152	11,152			
P2009024663	Lancaster	CA		09/07/2022		451		(15)			(15)		436	436			
P2009020090	Staten Island	NY		12/18/2020		9,346		(371)			(371)		8,975	8,975			

ANNUAL STATEMENT FOR THE YEAR 2022 OF THE AMERICAN EQUITY INVESTMENT LIFE INSURANCE COMPANY

SCHEDULE B - PART 3

Showing All Mortgage Loans DISPOSED, Transferred or Repaid During the Current Year

1	Location		4	5	6	7	Change in Book Value/Recorded Investment						14	15	16	17	18
	2	3					8	9	10	11	12	13					
Loan Number	City	State	Loan Type	Date Acquired	Disposal Date	Book Value/Recorded Investment Excluding Accrued Interest Prior Year	Unrealized Valuation Increase (Decrease)	Current Year's (Amortization) /Accretion	Current Year's Other-Than-Temporary Impairment Recognized	Capitalized Deferred Interest and Other	Total Change in Book Value (8+9-10+11)	Total Foreign Exchange Change in Book Value	Book Value/Recorded Investment Excluding Accrued Interest on Disposal	Consid-eration	Foreign Exchange Gain (Loss) on Disposal	Realized Gain (Loss) on Disposal	Total Gain (Loss) on Disposal
P5210212021	Splendora	TX		.04/09/2021		2,558		(37)			(37)		2,521		2,521		
P2009023513	Caldwell	ID		.04/06/2022		2,103		(79)			(79)		2,024		2,024		
P2009020330	CHATSWORTH	CA		.01/14/2021		14,626		(382)			(382)		14,245		14,245		
P2009024376	West Haven	CT		.08/10/2022		1,161		(48)			(48)		1,113		1,113		
P5220317487	Bonney Lake	WA		.06/02/2022													
P4220721233	Davenport	FL		.10/05/2022		426		(16)			(16)		410		410		
P2009021869	Antioch	CA		.07/30/2021		5,917		(325)			(325)		5,592		5,592		
P2009023760	Baytown	TX		.04/20/2022		935		(57)			(57)		878		878		
P2002802504	Los Angeles	CA		.06/25/2020													
P2009020127	Astoria	NY		.12/18/2020		8,946		(357)			(357)		8,589		8,589		
P2009020277	Los Angeles	CA		.12/30/2020		4,946		(259)			(259)		4,687		4,687		
P2009023127	Philadelphia	PA		.12/28/2021		3,848		(139)			(139)		3,709		3,709		
P2009021603	Oregon City	OR		.06/29/2021		6,310		(360)			(360)		5,950		5,950		
P2009021578	Wellington	FL		.06/29/2021													
P4220317363	Clearwater	FL		.05/18/2022		1,480		(86)			(86)		1,395		1,395		
P2008802557	Huntington Beach	CA		.08/14/2020													
P4220620489	Greenville	SC		.09/07/2022		395		(2)			(2)		393		393		
P4200210665	Southwest Ranches	FL		.06/25/2020		23,000		452			452		23,452		23,452		
P2009020512	CEDAR HILL	TX		.02/09/2021		14,874		(389)			(389)		14,485		14,485		
P4220216292	Matthews	NC		.04/20/2022		4,068		(11)			(11)		4,058		4,058		
P4220821931	Clearwater	FL		.10/19/2022		250							250		250		
P2009023602	LOGANVILLE	GA		.04/20/2022		3,305		(99)			(99)		3,206		3,206		
P2009020059	Staten Island	NY		.12/18/2020		6,043		(207)			(207)		5,836		5,836		
P2009022085	Philadelphia	PA		.08/17/2021		6,889		(387)			(387)		6,502		6,502		
P2009023054	Beaverton	OR		.12/28/2021		6,239		(225)			(225)		6,013		6,013		
P2009020171	Oakland	CA		.12/30/2020		781		(20)			(20)		761		761		
P5220822544	HAYDEN	ID		.11/02/2022		211		(8)			(8)		203		203		
P4220216798	Atlanta	GA		.04/20/2022		3,101		(47)			(47)		3,055		3,055		
P5220822504	Hopkins	SC		.10/19/2022		112		(4)			(4)		108		108		
P2009020447	PRESOTT VALLEY	AZ		.01/14/2021		681		(18)			(18)		663		663		
P2009021606	Staten Island	NY		.06/29/2021		6,219		(315)			(315)		5,904		5,904		
P4220821637	Pinetop	AZ		.09/21/2022		1,180		(1)			(1)		1,179		1,179		
P2009024731	Houston	TX		.08/24/2022		554		(24)			(24)		530		530		
P5220317183	Fairview	NC		.05/18/2022		1,049		(64)			(64)		985		985		
P2009021607	Brooklyn	NY		.06/29/2021		2,386		(123)			(123)		2,263		2,263		
P4200210901	Overland Park	KS		.06/25/2020		1,967		39			39		2,006		2,006		
P2009024531	Indianapolis	IN		.08/24/2022		530		(18)			(18)		512		512		
P2009020611	BLADENSBURG	MD		.03/12/2021		2,473		(82)			(82)		2,391		2,391		
P2009023775	Cathedral City	CA		.05/04/2022		3,020		(112)			(112)		2,908		2,908		
P2009023514	Thousand Oaks	CA		.04/06/2022		1,693		(46)			(46)		1,647		1,647		
P1908013340	Irvine	CA		.06/25/2020		4,994		94			94		5,087		5,087		
P5220317326	San Jose	CA		.05/18/2022		4,356		(233)			(233)		4,124		4,124		
P2009020397	Haines City	FL		.01/29/2021		7,112		(366)			(366)		6,746		6,746		
P5220115898	Humble	TX		.05/04/2022		951		(28)			(28)		923		923		
P2009020346	QUEEN CREEK	AZ		.12/30/2020		1,465		(88)			(88)		1,377		1,377		
P4220822147	Phoenix	AZ		.10/05/2022		750		(9)			(9)		741		741		
P2009023341	Elizabeth	NJ		.03/09/2022		8,625		(440)			(440)		8,185		8,185		
P5220821716	Tuscaloosa	AL		.09/21/2022		258		(6)			(6)		251		251		
P2009023605	Katy	TX		.04/20/2022		4,138		(242)			(242)		3,896		3,896		
P5220518780	Mountain Home	AR		.07/27/2022		590		(31)			(31)		559		559		
P2009023774	Tillamook	OR		.04/20/2022		1,451		(89)			(89)		1,362		1,362		

ANNUAL STATEMENT FOR THE YEAR 2022 OF THE AMERICAN EQUITY INVESTMENT LIFE INSURANCE COMPANY

SCHEDULE B - PART 3

Showing All Mortgage Loans DISPOSED, Transferred or Repaid During the Current Year

1	Location		4	5	6	7	Change in Book Value/Recorded Investment						14	15	16	17	18
	2	3					8	9	10	11	12	13					
Loan Number	City	State	Loan Type	Date Acquired	Disposal Date	Book Value/Recorded Investment Excluding Accrued Interest Prior Year	Unrealized Valuation Increase (Decrease)	Current Year's (Amortization) /Accretion	Current Year's Other-Than-Temporary Impairment Recognized	Capitalized Deferred Interest and Other	Total Change in Book Value (8+9-10+11)	Total Foreign Exchange Change in Book Value	Book Value/Recorded Investment Excluding Accrued Interest on Disposal	Consid-eration	Foreign Exchange Gain (Loss) on Disposal	Realized Gain (Loss) on Disposal	Total Gain (Loss) on Disposal
P2009023103	Stamford	CT		12/28/2021		7,158		(258)			(258)		6,900	6,900			
P2009020048	San Francisco	CA		12/16/2020													
P1912016715	Altadena Area	CA		06/25/2020		16,411		307			307		16,719	16,719			
P2009024718	Delran	NJ		10/19/2022		127		(3)			(3)		124	124			
P2009024076	Suwanee	GA		07/13/2022		1,950		(54)			(54)		1,896	1,896			
P2009023453	Toms River	NJ		04/06/2022		1,039		(51)			(51)		988	988			
P4220317250	McDonough	GA		06/02/2022		3,971		(135)			(135)		3,836	3,836			
P4220418104	West Palm Beach	FL		06/15/2022		608		(36)			(36)		572	572			
P4220822022	Surprise	AZ		10/05/2022		769		(30)			(30)		740	740			
P2009021962	Fayetteville	AR		07/30/2021													
P2009023632	Miami	FL		04/06/2022		3,101		(125)			(125)		2,976	2,976			
P2009022065	Colonia	NJ		08/17/2021		2,122		(110)			(110)		2,012	2,012			
P5220116068	Rio Rico	AZ		04/06/2022		998		(51)			(51)		947	947			
P5220620189	Ashland	VA		08/24/2022		2,629		(113)			(113)		2,516	2,516			
P2009021565	Woodside	NY		06/29/2021		9,527		(543)			(543)		8,983	8,983			
P2009020133	Plantation	FL		12/18/2020		3,377		(135)			(135)		3,242	3,242			
P4220317578	The Villages	FL		06/02/2022		1,620		(84)			(84)		1,536	1,536			
P2009022116	Dixmont	ME		08/17/2021		2,477		(139)			(139)		2,338	2,338			
P4220922816	Encino	CA		11/02/2022		629		(13)			(13)		616	616			
P4220418068	Lexington	SC		06/15/2022		1,017		(35)			(35)		981	981			
P2009024404	Gurnee	IL		08/24/2022		5,900		(223)			(223)		5,677	5,677			
P5220519125	Perris	CA		07/13/2022		946		(38)			(38)		907	907			
P2009021570	Manhasset	NY		06/29/2021		10,569		(603)			(603)		9,967	9,967			
P4220721500	Jacksonville	FL		11/02/2022		70		(1)			(1)		69	69			
P4220316838	Gastonia	NC		05/04/2022		1,410		(74)			(74)		1,336	1,336			
P2009023299	Edgewater Park	NJ		03/09/2022		11,153		(644)			(644)		10,510	10,510			
P4220216376	Peoria	AZ		04/20/2022		5,168		(143)			(143)		5,025	5,025			
P2009020379	Northport	NY		01/29/2021		6,746		(345)			(345)		6,401	6,401			
P2009023823	North Las Vegas	NV		05/04/2022		1,728		(89)			(89)		1,639	1,639			
P2009021880	San Antonio	TX		07/30/2021		1,995		(110)			(110)		1,885	1,885			
P2009023749	San Diego	CA		05/04/2022		7,692		(285)			(285)		7,407	7,407			
P4220417845	Winter Garden	FL		09/07/2022													
P2009020392	Salem	OR		01/29/2021		6,119		(312)			(312)		5,807	5,807			
P5220620343	Cottonwood	AZ		09/07/2022		1,273		(55)			(55)		1,219	1,219			
P2009024960	Palm Springs	CA		10/05/2022													
P2009023538	Arlington	TX		04/06/2022		1,172		(72)			(72)		1,100	1,100			
P2009023715	Jersey City	NJ		03/30/2022													
P2009023263	Dundalk	MD		03/09/2022		1,508		(70)			(70)		1,438	1,438			
P2009024158	Stockton	CA		07/13/2022		1,579		(81)			(81)		1,497	1,497			
P2009021419	El Monte	CA		05/28/2021													
P5220518786	Baltimore	MD		07/13/2022		439		(12)			(12)		427	427			
P5220619860	Katy	TX		09/21/2022		305		(13)			(13)		291	291			
P5220721434	Temecula	CA		09/21/2022													
P2009021609	Brooklyn	NY		06/29/2021		4,699		(268)			(268)		4,431	4,431			
P2009024227	St Petersburg	FL		07/13/2022		5,037		(143)			(143)		4,894	4,894			
P2009023593	Richmond	TX		04/06/2022		1,595		(114)			(114)		1,481	1,481			
P2009023109	Port Jefferson Station	NY		12/28/2021		4,892		(177)			(177)		4,715	4,715			
P5220923085	Richmond Hill	NY		11/02/2022		387		(4)			(4)		383	383			
P4191209357	Gilbert	AZ		06/25/2020		4,564		90			90		4,654	4,654			
P5220115990	Sterling	VA		04/20/2022													
P2009023660	Jacksonville	FL		03/30/2022		2,191		(22)			(22)		2,169	2,169			

ANNUAL STATEMENT FOR THE YEAR 2022 OF THE AMERICAN EQUITY INVESTMENT LIFE INSURANCE COMPANY

SCHEDULE B - PART 3

Showing All Mortgage Loans DISPOSED, Transferred or Repaid During the Current Year

1	Location		4	5	6	7	Change in Book Value/Recorded Investment						14	15	16	17	18
	2	3					8	9	10	11	12	13					
Loan Number	City	State	Loan Type	Date Acquired	Disposal Date	Book Value/Recorded Investment Excluding Accrued Interest Prior Year	Unrealized Valuation Increase (Decrease)	Current Year's (Amortization) /Accretion	Current Year's Other-Than-Temporary Impairment Recognized	Capitalized Deferred Interest and Other	Total Change in Book Value (8+9-10+11)	Total Foreign Exchange Change in Book Value	Book Value/Recorded Investment Excluding Accrued Interest on Disposal	Consid-eration	Foreign Exchange Gain (Loss) on Disposal	Realized Gain (Loss) on Disposal	Total Gain (Loss) on Disposal
P5220317649	Scottsdale	AZ		05/18/2022		4,456		(272)			(272)		4,184		4,184		
P2009020549	HUMBLE	TX		02/24/2021		1,917		(55)			(55)		1,862		1,862		
P2009023093	Centereach	NY		12/28/2021		2,858		(103)			(103)		2,755		2,755		
P4220317015	Inlet Beach	FL		05/18/2022		8,013		(225)			(225)		7,788		7,788		
P2009023999	Clearfield	UT		06/02/2022		1,787		(86)			(86)		1,701		1,701		
P5220720824	Baltimore	MD		08/24/2022		1,055		(31)			(31)		1,024		1,024		
P4220822477	Corona	CA		11/02/2022		655		(25)			(25)		631		631		
P2009024497	Clarks Summit	PA		09/07/2022		248		(7)			(7)		241		241		
P2009021913	Dover	NH		07/30/2021		9,130		(494)			(494)		8,636		8,636		
P4220821790	Los Angeles	CA		10/05/2022		836		(31)			(31)		805		805		
P2009024167	Modesto	CA		06/15/2022		1,458		(52)			(52)		1,406		1,406		
P4220116166	DENVER	CO		05/04/2022		3,423		(83)			(83)		3,340		3,340		
P2009020366	Miami	FL		01/29/2021		82,817		(4,236)			(4,236)		78,581		78,581		
P2009020580	Bridgeton	NJ		03/12/2021		1,572		(49)			(49)		1,523		1,523		
P2009024703	New Braunfels	TX		10/19/2022		161		(3)			(3)		158		158		
P2009023250	Fredericksburg	VA		03/09/2022		1,905		(101)			(101)		1,803		1,803		
P2009020639	Riverside	CA		03/26/2021													
P2001802485	Wadsworth	OH		06/25/2020		1,581		31			31		1,612		1,612		
P2009020072	Cape May	NJ		12/18/2020		3,735		(149)			(149)		3,586		3,586		
P2009023588	Miami	FL		05/04/2022		5,823		(229)			(229)		5,594		5,594		
P2009024813	Sacramento	CA		09/07/2022													
P5220317562	Miami	FL		05/18/2022		9,172		(393)			(393)		8,779		8,779		
P2009021389	Flushing	NY		05/28/2021		5,124		(251)			(251)		4,873		4,873		
P5220721363	Fontana	CA		09/21/2022		686		(20)			(20)		665		665		
P2009021883	NEW YORK	NY		07/30/2021		6,289		(346)			(346)		5,944		5,944		
P2009021594	Colts Neck	NJ		06/29/2021		2,475		(141)			(141)		2,334		2,334		
P2009020599	St Pete Beach	FL		03/26/2021		31,427		(970)			(970)		30,458		30,458		
P2009023460	Carlsbad	CA		04/06/2022													
P4220216240	Fort Mill	SC		04/20/2022		2,160		(55)			(55)		2,106		2,106		
P2009020336	Hemet	CA		01/14/2021		3,095		(102)			(102)		2,993		2,993		
P2009021870	Highland Falls	NY		07/30/2021		2,837		(142)			(142)		2,695		2,695		
P5220821970	Oviedo	FL		10/05/2022		237		(7)			(7)		230		230		
P2009024830	El Reno	OK		09/21/2022		305		(3)			(3)		303		303		
P2009023333	Patterson	CA		03/09/2022		2,478		(126)			(126)		2,352		2,352		
P2009024840	Weeki Wachee	FL		10/05/2022		1,021		45			45		1,066		1,066		
P2009020449	WASHINGTON	DC		01/14/2021		1,491		(49)			(49)		1,442		1,442		
P4200110097	Willcox	AZ		06/25/2020		3,035		60			60		3,095		3,095		
P2009023264	Silver Spring	MD		03/09/2022		3,848		(161)			(161)		3,687		3,687		
P4220316852	Santa Rosa Beach	FL		04/20/2022		5,497		(133)			(133)		5,364		5,364		
P2009022088	Parkland	FL		08/17/2021		13,661		(768)			(768)		12,893		12,893		
P2002017986	Yorba Linda	CA		06/25/2020		78,186		1,148			1,148		79,334		79,334		
P5220822121	Sarasota	FL		10/05/2022		199							200		200		
P2009024537	Indian Trail	NC		07/13/2022		1,310		(56)			(56)		1,254		1,254		
P2009020495	Apple Valley	CA		02/09/2021		3,516		(101)			(101)		3,415		3,415		
P2009023458	San Antonio	TX		04/06/2022		1,409		(66)			(66)		1,343		1,343		
P2009020401	Brooklyn	NY		01/29/2021		11,543		(589)			(589)		10,954		10,954		
P2009023550	EVERGREEN	CO		04/06/2022		5,959		(232)			(232)		5,728		5,728		
P2009020275	Lawrenceville	GA		12/30/2020		3,188		(166)			(166)		3,021		3,021		
P2009021418	Palos Heights	IL		05/28/2021		9,158		(531)			(531)		8,627		8,627		
P2009021372	Manhasset	NY		05/28/2021		624,744		(31,585)			(31,585)		593,159		593,159		
P2009020110	Sparta	NJ		12/18/2020		6,891		(262)			(262)		6,628		6,628		

ANNUAL STATEMENT FOR THE YEAR 2022 OF THE AMERICAN EQUITY INVESTMENT LIFE INSURANCE COMPANY

SCHEDULE B - PART 3

Showing All Mortgage Loans DISPOSED, Transferred or Repaid During the Current Year

1	Location		4	5	6	7	Change in Book Value/Recorded Investment						14	15	16	17	18
	2	3					8	9	10	11	12	13					
Loan Number	City	State	Loan Type	Date Acquired	Disposal Date	Book Value/Recorded Investment Excluding Accrued Interest Prior Year	Unrealized Valuation Increase (Decrease)	Current Year's (Amortization) /Accretion	Current Year's Other-Than-Temporary Impairment Recognized	Capitalized Deferred Interest and Other	Total Change in Book Value (8+9-10+11)	Total Foreign Exchange Change in Book Value	Book Value/Recorded Investment Excluding Accrued Interest on Disposal	Consid-eration	Foreign Exchange Gain (Loss) on Disposal	Realized Gain (Loss) on Disposal	Total Gain (Loss) on Disposal
P2009021377	Brooklyn	NY		05/28/2021		125,555		(7,278)			(7,278)		118,277	118,277			
P5220821755	Lompoc	CA		10/05/2022		300		(6)					293	293			
P2009024193	Vacaville	CA		07/13/2022		2,940		(54)			(54)		2,885	2,885			
P4220720712	Sarasota	FL		09/07/2022		338		(1)			(1)		337	337			
P2009020169	Fort Lee	NJ		12/30/2020		865		(25)			(25)		840	840			
P5220216419	Corpus Christi	TX		06/02/2022		927		(49)			(49)		878	878			
P2009020057	Bronx	NY		12/18/2020		7,182		(247)			(247)		6,935	6,935			
P2009021900	Little Ferry	NJ		07/30/2021		4,497		(247)			(247)		4,250	4,250			
P2009024651	Melrose Park	IL		08/24/2022		761		(33)			(33)		728	728			
P2009022133	Belle Mead	NJ		08/17/2021		6,126		(344)			(344)		5,782	5,782			
P4220519429	Parker	CO		07/13/2022		2,585		(66)			(66)		2,519	2,519			
P2009020180	Miramar	FL		12/30/2020		3,087		(66)			(66)		3,021	3,021			
P4220822676	Las Vegas	NV		10/05/2022		615		(16)			(16)		599	599			
P4220317513	Solvang	CA		06/02/2022		7,910		(275)			(275)		7,635	7,635			
P2009024097	North Chesterfield	VA		07/27/2022		303		(17)			(17)		286	286			
P2009020649	Summerville	SC		04/09/2021		5,008		(167)			(167)		4,841	4,841			
P2009023903	Memphis	TN		05/18/2022		1,567		(30)			(30)		1,537	1,537			
P2009023118	Brooklyn	NY		12/28/2021		8,077		(292)			(292)		7,785	7,785			
P2009020424	Parrish	FL		01/29/2021		2,935		(137)			(137)		2,798	2,798			
P4220620547	Flagstaff	AZ		08/10/2022		1,083		(32)			(32)		1,051	1,051			
P2009024682	Pittsburg	CA		09/07/2022		1,312		(57)			(57)		1,256	1,256			
P2001017237	Moorpark	CA		06/25/2020		712		14			14		726	726			
P2009023929	Miami Beach	FL		06/02/2022		4,570		(222)			(222)		4,348	4,348			
P2009023672	Cleveland	OH		03/30/2022		454		(4)			(4)		450	450			
P2009020159	Gilbert	AZ		12/16/2020													
P2009023969	Rosenberg	TX		06/15/2022		759		(42)			(42)		716	716			
P2009023119	Secaucus	NJ		12/28/2021		6,827		(247)			(247)		6,580	6,580			
P2002017725	Moreno Valley	CA		06/25/2020		2,263		45			45		2,308	2,308			
P2009023771	Chino	CA		05/04/2022		3,902		(80)			(80)		3,822	3,822			
P2009020370	Lake Worth	FL		01/29/2021		4,941		(224)			(224)		4,717	4,717			
P2009021610	Irvington	NJ		07/15/2022		4,539		(229)			(229)		4,310	4,310			
P2009023472	Pueblo	CO		04/06/2022		3,862		(172)			(172)		3,690	3,690			
P2001017276	Griffin	GA		06/25/2020		2,121		42			42		2,163	2,163			
P2009020472	HUTTO	TX		02/09/2021		2,086		(30)			(30)		2,055	2,055			
P4191008248	Bonita	CA		06/25/2020		4,244		84			84		4,327	4,327			
P2009020223	Spring	TX		12/30/2020		3,401		(159)			(159)		3,242	3,242			
P2009023378	Newark	NJ		03/09/2022		2,093		(121)			(121)		1,972	1,972			
P5220116161	GOLDEN	CO		04/20/2022		2,325		(46)			(46)		2,279	2,279			
P2009024290	Dundalk	MD		07/27/2022		2,680		(143)			(143)		2,536	2,536			
P2009023343	Milford	CT		03/09/2022		352		(22)			(22)		330	330			
P5220317092	Hemet	CA		05/18/2022		723		(41)			(41)		682	682			
P2009023258	New Britain	CT		03/09/2022		1,205		(61)			(61)		1,143	1,143			
P2009021585	Georgetown	TX		06/29/2021		7,268		(414)			(414)		6,854	6,854			
P2009020577	BOERNE	TX		02/24/2021		6,686		(176)			(176)		6,510	6,510			
P2009022103	Woodburn	OR		08/17/2021		6,125		(344)			(344)		5,781	5,781			
P4211215642	Kalispell	MT		06/15/2022		3,467		84			84		3,551	3,551			
P2009024685	Dallas	TX		09/07/2022		250		(10)			(10)		239	239			
P2009023082	Encino	CA		12/28/2021		15,100		(546)			(546)		14,554	14,554			
P5220518661	Port Orchard	WA		06/29/2022		1,960		(55)			(55)		1,905	1,905			
P5220821961	Riviera Beach	FL		10/19/2022		96		(4)			(4)		92	92			
P2009020172	Collinsville	TX		12/16/2020		1,609		(42)			(42)		1,567	1,567			

ANNUAL STATEMENT FOR THE YEAR 2022 OF THE AMERICAN EQUITY INVESTMENT LIFE INSURANCE COMPANY

SCHEDULE B - PART 3

Showing All Mortgage Loans DISPOSED, Transferred or Repaid During the Current Year

1	Location		4	5	6	7	Change in Book Value/Recorded Investment						14	15	16	17	18
	2	3					8	9	10	11	12	13					
Loan Number	City	State	Loan Type	Date Acquired	Disposal Date	Book Value/Recorded Investment Excluding Accrued Interest Prior Year	Unrealized Valuation Increase (Decrease)	Current Year's (Amortization) /Accretion	Current Year's Other-Than-Temporary Impairment Recognized	Capitalized Deferred Interest and Other	Total Change in Book Value (8+9-10+11)	Total Foreign Exchange Change in Book Value	Book Value/Recorded Investment Excluding Accrued Interest on Disposal	Consid-eration	Foreign Exchange Gain (Loss) on Disposal	Realized Gain (Loss) on Disposal	Total Gain (Loss) on Disposal
P2009021394	New York	NY		05/28/2021		6,846							6,846	6,846			
P2009023591	Spring	TX		06/02/2022		3,552		(64)			(64)		3,488	3,488			
P2009020479	ROSELLE	IL		01/27/2021		2,024		(44)			(44)		1,980	1,980			
P2009022034	Gresham	OR		08/17/2021		4,462		(254)			(254)		4,209	4,209			
P2009023583	New Lenox	IL		04/06/2022		2,679		(182)			(182)		2,497	2,497			
P5220115886	Fort Myers	FL		03/09/2022		1,994		(95)			(95)		1,899	1,899			
P4220317110	Delray Beach	FL		04/20/2022		211,428		(5,195)			(5,195)		206,233	206,233			
P5220216264	ELLENWOOD	GA		03/09/2022		872		(28)			(28)		843	843			
P2009023094	Staten Island	NY		12/28/2021		7,688		(278)			(278)		7,410	7,410			
P5220821605	Auburn	WA		09/21/2022		638		(25)			(25)		614	614			
P2009020539	FREDERICK	MD		02/02/2021		3,765		(99)			(99)		3,666	3,666			
P5220620429	Austin	TX		09/07/2022		1,373		(53)			(53)		1,320	1,320			
P2008802560	Penngrove	CA		08/14/2020													
P2009023942	Las Vegas	NV		05/18/2022		1,118		(68)			(68)		1,050	1,050			
P2009022084	Torrance	CA		08/17/2021													
P2009021376	Middle Village	NY		05/28/2021		8,247		(478)			(478)		7,769	7,769			
P2009024154	Fresno	CA		06/15/2022		1,084		(46)			(46)		1,038	1,038			
P2009023566	Norwalk	CT		04/20/2022		2,396		(157)			(157)		2,239	2,239			
P5220619737	Naples	FL		08/10/2022		1,042		(40)			(40)		1,002	1,002			
P4220720838	West Bloomfield	MI		11/02/2022		1,087		11			11		1,098	1,098			
P5220519148	Hialeah Gardens	FL		09/07/2022		870		(29)			(29)		841	841			
P5220720692	Dothan	AL		10/05/2022		1,330		(51)			(51)		1,279	1,279			
P2009023688	Charlotte	NC		03/30/2022													
P2009021909	Las Vegas	NY		07/30/2021		4,207		(231)			(231)		3,976	3,976			
P1912016619	Queen Creek	AZ		06/25/2020		3,702		165			165		3,867	3,867			
P4220115762	Livermore	CO		03/09/2022		9,102		(371)			(371)		8,731	8,731			
P4220720909	Duncan	SC		10/05/2022		263		(9)			(9)		253	253			
P5220720573	Katy	TX		09/21/2022		445		1			1		446	446			
P2009024625	Plainfield	IL		08/24/2022		21,034		77			77		21,111	21,111			
P4220720641	Mays Landing	NJ		10/05/2022		245		(8)			(8)		237	237			
P5220518909	Wolfforth	TX		07/27/2022		3,960		(125)			(125)		3,835	3,835			
P2009021872	North Caldwell	NJ		07/30/2021		231,363		(12,721)			(12,721)		218,642	218,642			
P4220822257	Washington	DC		10/19/2022		427		(3)			(3)		424	424			
P4220721238	Homestead	FL		10/05/2022		542		(21)			(21)		521	521			
P2009023612	San Tan Valley	AZ		05/04/2022		1,693		(103)			(103)		1,589	1,589			
P2009020391	Shutesbury	MA		01/29/2021		3,112		(159)			(159)		2,953	2,953			
P4220721267	San Francisco	CA		10/05/2022		1,756		(68)			(68)		1,688	1,688			
P2009023244	Fredericksburg	VA		03/09/2022		2,818		(92)			(92)		2,726	2,726			
P2009023482	Ewing	NJ		04/06/2022		1,108		(64)			(64)		1,044	1,044			
P4220317150	Carlsbad	CA		05/18/2022													
P4220822259	Townsend	DE		10/05/2022		811		(31)			(31)		780	780			
P2009024484	Hyattsville	MD		07/13/2022		823		(47)			(47)		777	777			
P5220721281	Truth Or Consequences	NM		09/21/2022		186		(7)			(7)		179	179			
P2009020604	HAMPTON	VA		03/12/2021		6,769		(230)			(230)		6,539	6,539			
P2009024969	katy	TX		11/30/2022		156		1			1		157	157			
P2009023848	Phoenix	AZ		05/18/2022		3,462		(211)			(211)		3,251	3,251			
P2009021781	Ladson	SC		07/15/2021													
P2009021923	Bronx	NY		07/30/2021		275,048		(15,124)			(15,124)		259,925	259,925			
P2009023939	Lancaster	CA		05/18/2022		1,295		(79)			(79)		1,216	1,216			
P4220317149	Placerville	CA		05/04/2022		4,963		(302)			(302)		4,661	4,661			
P2009020517	DETROIT	MI		02/02/2021		5,751		(164)			(164)		5,587	5,587			

ANNUAL STATEMENT FOR THE YEAR 2022 OF THE AMERICAN EQUITY INVESTMENT LIFE INSURANCE COMPANY

SCHEDULE B - PART 3

Showing All Mortgage Loans DISPOSED, Transferred or Repaid During the Current Year

1	Location		4	5	6	7	Change in Book Value/Recorded Investment						14	15	16	17	18
	2	3					8	9	10	11	12	13					
Loan Number	City	State	Loan Type	Date Acquired	Disposal Date	Book Value/Recorded Investment Excluding Accrued Interest Prior Year	Unrealized Valuation Increase (Decrease)	Current Year's (Amortization) /Accretion	Current Year's Other-Than-Temporary Impairment Recognized	Capitalized Deferred Interest and Other	Total Change in Book Value (8+9-10+11)	Total Foreign Exchange Change in Book Value	Book Value/Recorded Investment Excluding Accrued Interest on Disposal	Consid-eration	Foreign Exchange Gain (Loss) on Disposal	Realized Gain (Loss) on Disposal	Total Gain (Loss) on Disposal
P5220822372	Encino	CA		10/19/2022		213		(6)			(6)		208	208			
P2009020140	Glendale	NY		12/18/2020		9,353		(333)			(333)		9,020	9,020			
P2009021588	Dix Hills	NY		06/29/2021		8,297		(473)			(473)		7,824	7,824			
P2009020356	New York	NY		01/29/2021		6,454		(296)			(296)		6,158	6,158			
P2009023512	Magna	UT		04/20/2022		2,178		(129)			(129)		2,050	2,050			
P5220620211	Fort Washington	MD		09/07/2022		1,257		(54)			(54)		1,202	1,202			
P2009024590	Anaheim	CA		08/24/2022		2,265		(47)			(47)		2,219	2,219			
P2009024950	Buda	TX		10/19/2022		1,236		(48)			(48)		1,188	1,188			
P2009020312	Renton	WA		12/30/2020		11,461		(597)			(597)		10,864	10,864			
P2009024937	Bentonville	VA		10/19/2022		104		(4)			(4)		100	100			
P5220720669	Daphne	AL		08/24/2022		379		(11)			(11)		368	368			
P2009021873	Malba	NY		07/30/2021													
P2009023947	Adelphi	MD		05/18/2022		2,514		(139)			(139)		2,375	2,375			
P2009020093	Brooklyn	NY		12/18/2020		38,759		(1,537)			(1,537)		37,223	37,223			
P2009021618	Brandon	FL		10/17/2022		3,547		(202)			(202)		3,345	3,345			
P5220216327	Gilbert	AZ		05/04/2022		3,195		(195)			(195)		3,000	3,000			
P2009021407	New Hampton	NY		05/28/2021		25,867		(1,515)			(1,515)		24,352	24,352			
P8220500005	Hercules	CA		08/10/2022		312		(3)			(3)		309	309			
P2002018021	Sunnyvale	CA		06/25/2020		19,770		390			390		20,160	20,160			
P2009021334	Orlando	FL		05/28/2021		1,500		(87)			(87)		1,413	1,413			
P2009021875	Orlando	FL		07/30/2021		112,857		(7,826)			(7,826)		105,031	105,031			
P2009023561	Miami	FL		05/18/2022		1,729		(72)			(72)		1,657	1,657			
P2009024294	Baltimore	MD		08/10/2022		471		(20)			(20)		450	450			
P2009023484	Hawthorne	NJ		04/20/2022		2,019		(132)			(132)		1,887	1,887			
P2009023809	Annandale	VA		04/20/2022		64,801		(3,955)			(3,955)		60,846	60,846			
P5220720610	Los Angeles	CA		09/07/2022		873		(38)			(38)		836	836			
P2009020646	VICTORVILLE	CA		03/26/2021		1,923		(73)			(73)		1,850	1,850			
P2009023515	Oswego	IL		05/04/2022		1,841		(112)			(112)		1,728	1,728			
P4220216319	Roseville	CA		03/09/2022													
P2009020263	Santa Margarita	CA		12/30/2020		6,448		(336)			(336)		6,112	6,112			
P2009025096	Simi Valley	CA		11/02/2022													
P4220620344	Parker	CO		09/07/2022		2,491		(107)			(107)		2,384	2,384			
P2009020214	Fort Myers	FL		12/30/2020		11,961		(557)			(557)		11,403	11,403			
P2009024038	Thousand Oaks	CA		06/15/2022		1,426		(84)			(84)		1,342	1,342			
P2009023601	Fishers	IN		05/04/2022		19,694		(481)			(481)		19,213	19,213			
P5220821671	Miami	FL		10/19/2022		360		(2)			(2)		358	358			
P2009024518	Black Cyn Cty	AZ		07/27/2022		2,364		(83)			(83)		2,281	2,281			
P4220821630	Peoria	AZ		10/05/2022		300		3			3		303	303			
P2009023298	Sterling	VA		03/09/2022		2,160		(76)			(76)		2,084	2,084			
P4220922754	San Francisco	CA		10/19/2022		2,124		(25)			(25)		2,099	2,099			
P5220216810	Belvedere Tiburon	CA		05/18/2022		15,043		(434)			(434)		14,609	14,609			
P2009024096	Uppr Marlboro	MD		09/07/2022		317		(8)			(8)		309	309			
P4220721557	Corona	CA		09/21/2022		852		(33)			(33)		820	820			
P2009022132	University Place	WA		08/17/2021		9,998		(561)			(561)		9,437	9,437			
P2009023312	Saint George	UT		03/09/2022													
P4220216412	Co Spgs	CO		04/20/2022		2,585		(90)			(90)		2,495	2,495			
P2009024884	Mcloud	OK		09/21/2022		5							5	5			
P5220316934	Knoxville	TN		05/04/2022		3,092		(189)			(189)		2,903	2,903			
P1912016931	San Diego	CA		06/25/2020		14,678		288			288		14,966	14,966			
P2009023618	Shepherd	TX		04/06/2022		2,267		(102)			(102)		2,165	2,165			
P1911015549	Garden Ridge	TX		06/25/2020		308,434		5,941			5,941		314,375	314,375			

ANNUAL STATEMENT FOR THE YEAR 2022 OF THE AMERICAN EQUITY INVESTMENT LIFE INSURANCE COMPANY

SCHEDULE B - PART 3

Showing All Mortgage Loans DISPOSED, Transferred or Repaid During the Current Year

1	Location		4	5	6	7	Change in Book Value/Recorded Investment						14	15	16	17	18
	2	3					8	9	10	11	12	13					
Loan Number	City	State	Loan Type	Date Acquired	Disposal Date	Book Value/Recorded Investment Excluding Accrued Interest Prior Year	Unrealized Valuation Increase (Decrease)	Current Year's (Amortization) /Accretion	Current Year's Other-Than-Temporary Impairment Recognized	Capitalized Deferred Interest and Other	Total Change in Book Value (8+9-10+11)	Total Foreign Exchange Change in Book Value	Book Value/Recorded Investment Excluding Accrued Interest on Disposal	Consid-eration	Foreign Exchange Gain (Loss) on Disposal	Realized Gain (Loss) on Disposal	Total Gain (Loss) on Disposal
P5220519250	Parker	CO		08/10/2022		6,894		(115)			(115)		6,780	6,780			
P2009023706	Augusta	GA		03/30/2022		1,374		(14)			(14)		1,361	1,361			
P5220216494	Greenacres	FL		04/20/2022		1,086		(34)			(34)		1,052	1,052			
P2009025046	Newark	NJ		11/02/2022		211		(9)			(9)		202	202			
P4220317710	Palm Desert	CA		06/02/2022													
P5220721152	Orlando	FL		09/07/2022		369		(11)			(11)		358	358			
P2009021920	McKinney	TX		07/30/2021		5,812		(319)			(319)		5,493	5,493			
P2009024921	West Covina	CA		10/19/2022		158		(1)			(1)		158	158			
P2009020205	Boise	ID		12/30/2020		2,983		(139)			(139)		2,845	2,845			
P2009024387	Parker	CO		07/27/2022		4,446		(222)			(222)		4,223	4,223			
P2002017990	La Puente	CA		06/25/2020		2,158		43			43		2,200	2,200			
P5220619577	Liberty Township	OH		08/10/2022		1,688		(49)			(49)		1,639	1,639			
P4220216607	Charleston	SC		04/06/2022		4,674		(252)			(252)		4,422	4,422			
P5220923549	Stockton	CA		11/02/2022		511		(17)			(17)		494	494			
P4220417991	Bermuda Dunes	CA		05/18/2022		2,618		(44)			(44)		2,574	2,574			
P4220821584	Muskegon	MI		10/05/2022		101		(4)			(4)		97	97			
P2009023889	Denison	TX		06/02/2022		1,242		(64)			(64)		1,178	1,178			
P4220821856	Sugarloaf Key	FL		10/19/2022		1,521		(1)			(1)		1,520	1,520			
P5220822263	Marietta	GA		10/19/2022		243		(8)			(8)		236	236			
P5220216537	Poulsbo	WA		04/20/2022		4,174		(140)			(140)		4,034	4,034			
P2009021326	Boca Raton	FL		05/28/2021		7,151		(415)			(415)		6,737	6,737			
P5220720961	Athens	TX		09/21/2022		826		(9)			(9)		817	817			
P4220317466	North	SC		06/15/2022		1,813		(111)			(111)		1,702	1,702			
P2009024228	Summerville	SC		06/15/2022		572		(35)			(35)		537	537			
P2009020416	New Hyde Park	NY		01/29/2021		7,365		(376)			(376)		6,988	6,988			
P2009020382	Bayonne	NJ		01/29/2021		2,941		(150)			(150)		2,791	2,791			
P4220317663	Santa Ana	CA		05/18/2022		267		(16)			(16)		251	251			
P4220316919	Miami	FL		04/20/2022		634		(39)			(39)		596	596			
P2009020540	LA QUINTA	CA		02/09/2021		2,196		(58)			(58)		2,139	2,139			
P5220216567	Annapolis	MD		05/04/2022		827		(29)			(29)		799	799			
P2009021965	Moncks Corner	SC		07/30/2021													
P2009021580	Yorktown Heights	NY		06/29/2021		8,650		(493)			(493)		8,157	8,157			
P2009024977	Aurora	CO		10/19/2022		109,753		(4,221)			(4,221)		105,532	105,532			
P2009020274	Pasadena	MD		12/30/2020		6,366		(333)			(333)		6,034	6,034			
P1912016529	River Vale	NJ		06/25/2020													
P4220418393	Fresno	CA		06/02/2022		1,666		(99)			(99)		1,567	1,567			
P4220216556	Key Largo	FL		03/30/2022		3,514		(178)			(178)		3,336	3,336			
P2009020498	LEHIGH ACRES	FL		02/02/2021		1,459		(42)			(42)		1,418	1,418			
P2009024544	Moore	OK		09/07/2022		243		(8)			(8)		234	234			
P2009024428	N Chesterfield	VA		07/13/2022		1,153		(65)			(65)		1,088	1,088			
P2009023737	New Orleans	LA		03/30/2022													
P2009023996	Houston	TX		07/13/2022		5,090		(210)			(210)		4,879	4,879			
P5220821622	Las Vegas	NV		09/21/2022		201		(1)			(1)		200	200			
P2009022041	Oregon City	OR		08/17/2021		8,337		(468)			(468)		7,870	7,870			
P2009023701	Cleveland	OH		03/30/2022		1,852		(18)			(18)		1,833	1,833			
P2009021357	Whitestone	NY		05/28/2021		11,928		(608)			(608)		11,320	11,320			
P2009024091	Fair Lawn	NJ		06/15/2022		2,093		(87)			(87)		2,006	2,006			
P5220417925	Katy	TX		07/27/2022		713		(19)			(19)		694	694			
P5220721511	Hanford	CA		10/05/2022		259		(3)			(3)		255	255			
P2009023891	Salt Lake City	UT		05/18/2022		1,307		(62)			(62)		1,245	1,245			
P2009023540	Owings Mills	MD		04/20/2022		1,784		(117)			(117)		1,667	1,667			

ANNUAL STATEMENT FOR THE YEAR 2022 OF THE AMERICAN EQUITY INVESTMENT LIFE INSURANCE COMPANY

SCHEDULE B - PART 3

Showing All Mortgage Loans DISPOSED, Transferred or Repaid During the Current Year

1	Location		4	5	6	7	Change in Book Value/Recorded Investment						14	15	16	17	18
	2	3					8	9	10	11	12	13					
Loan Number	City	State	Loan Type	Date Acquired	Disposal Date	Book Value/Recorded Investment Excluding Accrued Interest Prior Year	Unrealized Valuation Increase (Decrease)	Current Year's (Amortization) /Accretion	Current Year's Other-Than-Temporary Impairment Recognized	Capitalized Deferred Interest and Other	Total Change in Book Value (8+9-10+11)	Total Foreign Exchange Change in Book Value	Book Value/Recorded Investment Excluding Accrued Interest on Disposal	Consid-eration	Foreign Exchange Gain (Loss) on Disposal	Realized Gain (Loss) on Disposal	Total Gain (Loss) on Disposal
P2002017634	Orlando	FL		06/25/2020		2,986		59			59		3,045	3,045			
P4220115777	Melbourne	FL		03/09/2022		14,152	(462)				(462)		13,690	13,690			
P5220417805	Hampton Bays	NY		06/02/2022		2,305		(141)			(141)		2,165	2,165			
P2009024809	Los Angeles	CA		10/19/2022		1,469		(6)			(6)		1,462	1,462			
P2009020128	Flushing	NY		12/18/2020		2,133		(85)			(85)		2,048	2,048			
P2009023700	Houston	TX		03/30/2022													
P2009020378	Beaufort	SC		01/29/2021		3,473	(174)				(174)		3,299	3,299			
P5220721504	Estero	FL		08/24/2022		2,446		(14)			(14)		2,433	2,433			
P5220317265	San Jose	CA		05/18/2022		9,664		(451)			(451)		9,213	9,213			
P2009023437	BAKERSFIELD	CA		03/09/2022		1,564		(51)			(51)		1,513	1,513			
P2009023730	Aurora	IL		03/30/2022		3,150		(31)			(31)		3,119	3,119			
P2009024147	Adelphi	MD		06/15/2022		1,030		(53)			(53)		976	976			
P2009021381	Dacula	GA		05/28/2021		2,107	(122)				(122)		1,985	1,985			
P4220317010	Ocala	FL		04/20/2022		1,133		(69)			(69)		1,064	1,064			
P5220216310	Tempe	AZ		05/04/2022		1,424		(53)			(53)		1,371	1,371			
P2009020209	Hutchinson Island	FL		12/30/2020		6,673	(332)				(332)		6,341	6,341			
P4220923280	Clarksville	TN		11/02/2022		214		(5)			(5)		209	209			
P5220115962	Palm City	FL		04/06/2022		3,456	(216)				(216)		3,240	3,240			
P2009023090	Buffalo	NY		12/28/2021		1,637	(59)				(59)		1,578	1,578			
P2009023670	Aurora	CO		03/30/2022													
P2009021886	Honolulu	HI		07/30/2021		1,780		(87)			(87)		1,692	1,692			
P2009021964	Fayetteville	AR		07/30/2021													
P2009021406	Santa Ana	CA		05/28/2021		5,021		(291)			(291)		4,730	4,730			
P2009021374	Happy Valley	OR		05/28/2021		169,806	(10,326)				(10,326)		159,480	159,480			
P5220619972	Sacramento	CA		08/10/2022		1,999	(58)				(58)		1,940	1,940			
P2009020200	Henrico	VA		12/30/2020		3,092	(144)				(144)		2,948	2,948			
P4220721556	Morrison	CO		10/05/2022		712	(11)				(11)		701	701			
P5220620079	Edgewater	NJ		09/21/2022		240	(10)				(10)		230	230			
P4220317233	Aiken	SC		06/02/2022		4,579	(118)				(118)		4,461	4,461			
P2009022115	Miami	FL		08/17/2021		4,886	(274)				(274)		4,611	4,611			
P2009020271	Sonoma	CA		12/30/2020		8,604	(450)				(450)		8,154	8,154			
P2009020360	Villa Park	IL		01/29/2021		1,084	(55)				(55)		1,029	1,029			
P2009024984	Lindsay	CA		10/19/2022		891	(15)				(15)		876	876			
P2009024789	Danbury	CT		10/19/2022		144	(5)				(5)		139	139			
P4220821936	Grand Prairie	TX		10/05/2022		119	(5)				(5)		115	115			
P2009023864	Kent	WA		05/04/2022		4,870	(67)				(67)		4,803	4,803			
P4220317747	Miami	FL		06/02/2022		1,169	(42)				(42)		1,128	1,128			
P2009024737	Houston	TX		08/24/2022		256	(11)				(11)		245	245			
P5220317219	Miami	FL		05/18/2022		1,564	(48)				(48)		1,516	1,516			
P4220216344	Davenport	FL		07/27/2022		894	(22)				(22)		872	872			
P2009020564	WEST LINN	OR		02/24/2021		4							4	4			
P2009023982	Key Largo	FL		05/18/2022		2,834	(47)				(47)		2,787	2,787			
P4220821894	Tustin	CA		11/02/2022		903	(4)				(4)		900	900			
P2009024338	Blythewood	SC		07/13/2022		6,001	(88)				(88)		5,913	5,913			
P5220619997	Catonsville	MD		09/07/2022		760	(33)				(33)		727	727			
P2009020229	Milton	GA		01/14/2021													
P5220216572	Colorado Springs	CO		04/20/2022		2,101	(71)				(71)		2,031	2,031			
P2009020080	Portsmouth	NH		12/18/2020		30,425	(1,610)				(1,610)		28,815	28,815			
P5220620474	Aptos	CA		08/10/2022		4,991	(145)				(145)		4,845	4,845			
P4200210699	Landing	NJ		06/25/2020		4,539		90			90		4,629	4,629			
P2009023128	ELMHURST	NY		12/28/2021		2,124		(77)			(77)		2,047	2,047			

ANNUAL STATEMENT FOR THE YEAR 2022 OF THE AMERICAN EQUITY INVESTMENT LIFE INSURANCE COMPANY

SCHEDULE B - PART 3

Showing All Mortgage Loans DISPOSED, Transferred or Repaid During the Current Year

1	Location		4	5	6	7	Change in Book Value/Recorded Investment						14	15	16	17	18
	2	3					8	9	10	11	12	13					
Loan Number	City	State	Loan Type	Date Acquired	Disposal Date	Book Value/Recorded Investment Excluding Accrued Interest Prior Year	Unrealized Valuation Increase (Decrease)	Current Year's (Amortization) /Accretion	Current Year's Other-Than-Temporary Impairment Recognized	Capitalized Deferred Interest and Other	Total Change in Book Value (8+9-10+11)	Total Foreign Exchange Change in Book Value	Book Value/Recorded Investment Excluding Accrued Interest on Disposal	Consid-eration	Foreign Exchange Gain (Loss) on Disposal	Realized Gain (Loss) on Disposal	Total Gain (Loss) on Disposal
P2009020302	Mojave	CA		12/30/2020		1,447		(76)			(76)		1,371	1,371			
P5220317351	Penryn	CA		05/18/2022													
P5220821911	Silverhill	AL		11/02/2022		173		(7)			(7)		166	166			
P5220519106	North Port	FL		07/13/2022		710		(40)			(40)		670	670			
P4220216531	Providence	RI		04/20/2022		3,465		(128)			(128)		3,336	3,336			
P5220720664	Atlanta	GA		09/07/2022		328		(12)			(12)		316	316			
P2009024191	Mesa	AZ		07/13/2022		715		(33)			(33)		682	682			
P5220620425	North Las Vegas	NV		09/07/2022		383		(17)			(17)		366	366			
P5220721517	Houston	TX		09/21/2022		111		(1)			(1)		110	110			
P4220923068	Destin	FL		11/02/2022		261		(3)			(3)		258	258			
P2009020621	CARTHAGE	TX		03/26/2021		38,651		(1,107)			(1,107)		37,544	37,544			
P4200210627	Santa Ana	CA		06/25/2020		7,471		140			140		7,611	7,611			
P2009020480	Kyle	TX		02/09/2021		1,901		(50)			(50)		1,851	1,851			
P4220116121	Melbourne	FL		03/30/2022		1,026		(45)			(45)		981	981			
P2009020574	Clarksburg	MD		02/24/2021		7,130		(187)			(187)		6,943	6,943			
P2009021472	Gresham	OR		05/28/2021		6,813		(340)			(340)		6,473	6,473			
P2009023553	Hyattsville	MD		04/20/2022		1,842		(121)			(121)		1,722	1,722			
P2009021360	Bronx	NY		05/28/2021		2,347		(136)			(136)		2,211	2,211			
P2009023713	Gatlinburg	TN		03/30/2022		7,092		(70)			(70)		7,022	7,022			
P5220116038	Leeds	ME		05/18/2022		599		(22)			(22)		577	577			
P2001017339	Wesley Chapel	FL		06/25/2020		2,791		55			55		2,846	2,846			
P5220418010	Atlanta	GA		07/27/2022		1,292		(73)			(73)		1,219	1,219			
P5220923417	FONTANA	CA		11/02/2022		1,029		(35)			(35)		994	994			
P2009024364	Doral	FL		07/27/2022		1,833		(9)			(9)		1,824	1,824			
P2009023669	Lindenwold	NJ		03/30/2022		1,605		(16)			(16)		1,589	1,589			
P2009021568	Sulphur	LA		06/29/2021		3,992		(195)			(195)		3,797	3,797			
P2009024583	Glen Burnie	MD		07/27/2022		5,023		(31)			(31)		4,991	4,991			
P2009021615	Kailua	HI		06/29/2021		5,163		(294)			(294)		4,868	4,868			
P5220721369	Winder	GA		09/21/2022		238		(9)			(9)		229	229			
P2009020199	Hillsboro	OR		12/30/2020		2,702		(126)			(126)		2,576	2,576			
P2009024085	Orlando	FL		07/13/2022		1,279		(29)			(29)		1,250	1,250			
P2009023916	Bradenton	FL		05/18/2022		1,585		(75)			(75)		1,510	1,510			
P2009021902	Deland	FL		07/30/2021		176,016		(9,656)			(9,656)		166,361	166,361			
P5220721055	Miami	FL		09/07/2022													
P4220116142	San Juan Capistrano	CA		03/30/2022													
P2009021431	Greenwood Lake	NY		05/28/2021		3,796		(220)			(220)		3,576	3,576			
P2009023659	Gainesville	FL		03/30/2022		1,400		(14)			(14)		1,386	1,386			
P2009020407	Rochester	NY		01/29/2021		1,423		(73)			(73)		1,350	1,350			
P4220620447	Arlington	TX		09/07/2022		303		(4)			(4)		300	300			
P5220822346	RANGELEY	ME		10/19/2022		112		(4)			(4)		108	108			
P2009021476	Havertown	PA		05/28/2021		3,834		(224)			(224)		3,610	3,610			
P2009024226	Rock Hill	SC		07/13/2022		3,023		(93)			(93)		2,930	2,930			
P2009020218	Brownsburg	IN		12/30/2020		6,276		(292)			(292)		5,984	5,984			
P4220619719	Etna	WY		10/05/2022		1,116		(48)			(48)		1,068	1,068			
P5220620298	Riverside	CA		09/07/2022		537		(23)			(23)		514	514			
P2009021917	Kings Point	NY		07/30/2021		34,492		(1,894)			(1,894)		32,597	32,597			
P4220922758	Denver	CO		11/02/2022		263		(4)			(4)		258	258			
P2009023077	Lake Worth	FL		12/28/2021		4,978		(180)			(180)		4,798	4,798			
P2009021627	Sunny Isles Beach	FL		06/29/2021		9,641		(474)			(474)		9,167	9,167			
P2009020303	Ypsilanti	MI		12/30/2020		2,860		(149)			(149)		2,711	2,711			
P2009020497	DALLAS	TX		01/27/2021		4,668		(122)			(122)		4,545	4,545			

ANNUAL STATEMENT FOR THE YEAR 2022 OF THE AMERICAN EQUITY INVESTMENT LIFE INSURANCE COMPANY

SCHEDULE B - PART 3

Showing All Mortgage Loans DISPOSED, Transferred or Repaid During the Current Year

1	Location		4	5	6	7	Change in Book Value/Recorded Investment						14	15	16	17	18
	2	3					8	9	10	11	12	13					
Loan Number	City	State	Loan Type	Date Acquired	Disposal Date	Book Value/Recorded Investment Excluding Accrued Interest Prior Year	Unrealized Valuation Increase (Decrease)	Current Year's (Amortization) /Accretion	Current Year's Other-Than-Temporary Impairment Recognized	Capitalized Deferred Interest and Other	Total Change in Book Value (8+9-10+11)	Total Foreign Exchange Change in Book Value	Book Value/Recorded Investment Excluding Accrued Interest on Disposal	Consid-eration	Foreign Exchange Gain (Loss) on Disposal	Realized Gain (Loss) on Disposal	Total Gain (Loss) on Disposal
P2009022068	Golden	CO		08/17/2021		5,932		(333)			(333)		5,600	5,600			
P2009020516	HOUSTON	TX		02/09/2021		2,485		(82)			(82)		2,403	2,403			
P2009020268	Fillmore	CA		12/30/2020		8,825		(459)			(459)		8,366	8,366			
P2001017459	Temple City	CA		06/25/2020		8,462		146			146		8,608	8,608			
P2009022099	Oakland Park	FL		08/17/2021		1,306		(73)			(73)		1,233	1,233			
P2009020572	Baltimore	MD		02/24/2021		2,006		(53)			(53)		1,953	1,953			
P2009020096	Cedarhurst	NY		12/18/2020		8,936		(315)			(315)		8,620	8,620			
P2009024109	Piedmont	SC		06/15/2022		1,161		(27)			(27)		1,134	1,134			
P2009020216	Franklin	WI		12/30/2020		4,627		(216)			(216)		4,411	4,411			
P2009023070	Fuquay Varina	NC		12/28/2021		5,392		(195)			(195)		5,197	5,197			
P5220216523	Sarasota	FL		04/20/2022		4,409		(143)			(143)		4,266	4,266			
P5220720787	Citrus Heights	CA		09/21/2022													
P2009020079	Rego Park	NY		12/18/2020		4,956		(197)			(197)		4,759	4,759			
P5220216336	Suffolk	VA		05/04/2022		6,448		(394)			(394)		6,054	6,054			
P5220317005	WINSTON SALEM	NC		07/13/2022		519		(22)			(22)		497	497			
P2009024675	Miami	FL		09/21/2022		850		(25)			(25)		825	825			
P5220116090	HI ALEAH	FL		05/04/2022		902		(47)			(47)		856	856			
P5220720628	Las Vegas	NV		08/24/2022		3,386		(146)			(146)		3,240	3,240			
P5220619753	Hatfield	PA		08/24/2022		457		(20)			(20)		437	437			
P2009023136	Staten Island	NY		12/28/2021		5,156		(186)			(186)		4,970	4,970			
P4220822534	Spring Hill	FL		11/02/2022		143		(6)			(6)		137	137			
P2009023750	Cinnaminson	NJ		04/20/2022		10,945		(668)			(668)		10,277	10,277			
P2009024953	Newark	NJ		10/19/2022		1,175		(45)			(45)		1,130	1,130			
P4220116128	Sarasota	FL		04/20/2022		2,446		(124)			(124)		2,322	2,322			
P2009020473	LAS VEGAS	NV		01/27/2021		1,561		(41)			(41)		1,521	1,521			
P2009020349	JACKSONVILLE	FL		12/30/2020		7,042		(280)			(280)		6,762	6,762			
P2009024758	Aubrey	TX		10/19/2022		272		(12)			(12)		261	261			
P2009020439	JACKSONVILLE	FL		01/14/2021		3,180		(91)			(91)		3,090	3,090			
P2009021552	Katy	TX		06/29/2021		3,364		(181)			(181)		3,182	3,182			
P2009024592	Stafford	VA		07/27/2022		1,074		(46)			(46)		1,027	1,027			
P2009024131	Dallas	TX		08/10/2022													
P2009020565	HAGERSTOWN	MD		02/24/2021		3,336		(103)			(103)		3,233	3,233			
P5220721399	Fredericksburg	TX		09/21/2022		774		(6)			(6)		768	768			
P2009023614	North Las Vegas	NV		04/06/2022		1,939		(124)			(124)		1,815	1,815			
P2009024691	Southaven	MS		09/07/2022		364		1			1		365	365			
P2009023469	Stafford	VA		04/20/2022		2,287		(107)			(107)		2,180	2,180			
P2009024858	Glenview	IL		10/19/2022		373		(12)			(12)		360	360			
P2009023714	Joshua Tree	CA		03/30/2022													
P4220620371	Oakland	CA		09/07/2022													
P5220518716	Riverdale	GA		08/24/2022		256		(13)			(13)		242	242			
P2009023470	North Lauderdale	FL		04/06/2022		1,340		(41)			(41)		1,299	1,299			
P2009023124	Farmville	VA		12/28/2021		17,950		(649)			(649)		17,302	17,302			
P2009020287	Germantown	MD		12/30/2020		3,458		(181)			(181)		3,277	3,277			
P2009020298	Las Vegas	NV		12/30/2020													
P4220417825	Brighton	CO		06/15/2022		2,952		(85)			(85)		2,867	2,867			
P2009023505	Sacramento	CA		05/04/2022		2,184		(38)			(38)		2,146	2,146			
P2009021612	Elmhurst	NY		06/29/2021		6,786		(387)			(387)		6,399	6,399			
P5220821940	Davie	FL		10/19/2022		1,389		(8)			(8)		1,381	1,381			
P4220923336	Boca Raton	FL		11/16/2022		303		(3)			(3)		300	300			
P2009020637	Hagerstown	MD		03/26/2021		1,451		(55)			(55)		1,397	1,397			
P5220821776	Needles	CA		09/21/2022		120		(5)			(5)		115	115			

ANNUAL STATEMENT FOR THE YEAR 2022 OF THE AMERICAN EQUITY INVESTMENT LIFE INSURANCE COMPANY

SCHEDULE B - PART 3

Showing All Mortgage Loans DISPOSED, Transferred or Repaid During the Current Year

1	Location		4	5	6	7	Change in Book Value/Recorded Investment						14	15	16	17	18
	2	3					8	9	10	11	12	13					
Loan Number	City	State	Loan Type	Date Acquired	Disposal Date	Book Value/Recorded Investment Excluding Accrued Interest Prior Year	Unrealized Valuation Increase (Decrease)	Current Year's (Amortization) /Accretion	Current Year's Other-Than-Temporary Impairment Recognized	Capitalized Deferred Interest and Other	Total Change in Book Value (8+9-10+11)	Total Foreign Exchange Change in Book Value	Book Value/Recorded Investment Excluding Accrued Interest on Disposal	Consid-eration	Foreign Exchange Gain (Loss) on Disposal	Realized Gain (Loss) on Disposal	Total Gain (Loss) on Disposal
P2001017123	Los Alamitos	CA		06/25/2020		5,330		105			105		5,435	5,435			
P5220316846	Huber Heights	OH		05/04/2022		1,812		(111)			(111)		1,701	1,701			
P4220619592	Bloomington	MN		09/21/2022		650		(6)			(6)		644	644			
P2009020097	Orlando	FL		12/18/2020		7,749		(302)			(302)		7,447	7,447			
P2009024902	Montgomery	TX		09/21/2022		253		(10)			(10)		244	244			
P2009022129	Gainesville	VA		08/17/2021		2,877		(155)			(155)		2,723	2,723			
P5220418195	West Chicago	IL		06/29/2022		1,016		(62)			(62)		954	954			
P5220822683	MOUNT PLEASANT	SC		11/02/2022		9,542		(411)			(411)		9,131	9,131			
P4220619776	Parkland	FL		09/07/2022		999		2			2		1,001	1,001			
P2009023907	Loomis	CA		05/04/2022													
P2009023728	Tucker	GA		03/30/2022													
P2009024524	Buffalo Grove	IL		08/10/2022		898		(39)			(39)		860	860			
P2002802520	Pomona	CA		06/25/2020		360		7			7		367	367			
P2009023764	Baltimore	MD		04/06/2022		1,195		(73)			(73)		1,122	1,122			
P2009020462	West hills	CA		01/27/2021													
P2009020309	Pasadena	MD		12/30/2020		3,267		(171)			(171)		3,096	3,096			
P2009022081	Stockholm	NJ		08/17/2021		2,383		(134)			(134)		2,249	2,249			
P2009024887	Los Angeles	CA		09/21/2022													
P4220216500	CANTON	MI		03/30/2022		4,483		(201)			(201)		4,281	4,281			
P2009022118	Hanover	PA		08/17/2021		7,328		(411)			(411)		6,917	6,917			
P2009021390	Hidden Valley Lake	CA		05/28/2021		4,418		(257)			(257)		4,161	4,161			
P2009023314	King City	CA		03/09/2022		4,180		(251)			(251)		3,930	3,930			
P5220115992	Sterling	VA		04/20/2022													
P2009023494	Fremont	CA		04/06/2022		12							12	12			
P5220519229	San Antonio	TX		07/27/2022		2,423		(136)			(136)		2,287	2,287			
P2009023695	Miami	FL		03/30/2022		3,066		(30)			(30)		3,036	3,036			
P4220620179	Johnson City	TX		09/07/2022		458		(18)			(18)		440	440			
P5220821822	Coldwater	MS		10/19/2022		229		(9)			(9)		221	221			
P2009024299	Austin	TX		09/07/2022		615		(10)			(10)		605	605			
P2009020598	DUNDALK	MD		03/12/2021		1,950		(65)			(65)		1,885	1,885			
P2009023130	Brooklyn	NY		12/28/2021		10,034		(362)			(362)		9,672	9,672			
P2009020308	San Mateo	CA		12/30/2020		16,475		(860)			(860)		15,615	15,615			
P2009023293	Sandia	TX		03/09/2022		3,092		(158)			(158)		2,935	2,935			
P2009023663	Rome	GA		03/30/2022		371		(4)			(4)		368	368			
P2009020259	Modesto	CA		12/30/2020		2,331		(61)			(61)		2,270	2,270			
P4220317033	Pittsboro	NC		05/04/2022		1,333		(81)			(81)		1,252	1,252			
P2009020315	Denver	CO		12/30/2020													
P2009020585	Fort Lupton	CO		03/12/2021		10,771		(307)			(307)		10,464	10,464			
P4220116168	DENVER	CO		05/04/2022		3,651		(123)			(123)		3,529	3,529			
P4220317003	Bonita Springs	FL		06/02/2022		5,501		(155)			(155)		5,346	5,346			
P2009023960	Westminster	CA		05/18/2022													
P2009023328	Plainfield	IL		03/09/2022		1,961		(96)			(96)		1,865	1,865			
P5220116179	Oakley	CA		05/18/2022													
P1912016824	Santa Clarita	CA		06/25/2020		3,185		63			63		3,248	3,248			
P5220923432	LOS ANGELES	CA		11/02/2022		185		(3)			(3)		183	183			
P2009021967	West Columbia	SC		07/30/2021													
P2009021369	San Jacinto	CA		05/28/2021													
P2009021400	Key West	FL		05/28/2021													
P2009021623	Fountain Valley	CA		06/29/2021		91		(5)			(5)		85	85			
P5220721470	Kingsport	TN		10/05/2022		370		(14)			(14)		355	355			
P4220115792	Aventura	FL		04/20/2022		2,031		(75)			(75)		1,956	1,956			

ANNUAL STATEMENT FOR THE YEAR 2022 OF THE AMERICAN EQUITY INVESTMENT LIFE INSURANCE COMPANY

SCHEDULE B - PART 3

Showing All Mortgage Loans DISPOSED, Transferred or Repaid During the Current Year

1	Location		4	5	6	7	Change in Book Value/Recorded Investment						14	15	16	17	18
	2	3					8	9	10	11	12	13					
Loan Number	City	State	Loan Type	Date Acquired	Disposal Date	Book Value/Recorded Investment Excluding Accrued Interest Prior Year	Unrealized Valuation Increase (Decrease)	Current Year's (Amortization) /Accretion	Current Year's Other-Than-Temporary Impairment Recognized	Capitalized Deferred Interest and Other	Total Change in Book Value (8+9-10+11)	Total Foreign Exchange Change in Book Value	Book Value/Recorded Investment Excluding Accrued Interest on Disposal	Consid-eration	Foreign Exchange Gain (Loss) on Disposal	Realized Gain (Loss) on Disposal	Total Gain (Loss) on Disposal
P5220822059	Denver	CO		10/05/2022													
P2009023755	Berlin	MD		04/06/2022		2,303		(109)			(109)		2,194	2,194			
P2009024487	West Palm Bch	FL		08/24/2022		423		(4)			(4)		419	419			
P1910015275	Newark	NJ		06/25/2020		5,515		87			87		5,601	5,601			
P5220519448	Kittrell	NC		10/05/2022		150		(3)			(3)		147	147			
P2009023668	Marietta	GA		03/30/2022													
P2009023345	Baltimore	MD		03/09/2022		7,585		(421)			(421)		7,164	7,164			
P5220216679	Colorado Springs	CO		04/20/2022		572		(35)			(35)		537	537			
P5220216821	Chicago	IL		04/20/2022													
P2009020269	Acton	CA		12/30/2020		5,956		(311)			(311)		5,645	5,645			
P2009021563	Stephenville	TX		06/29/2021													
P5220216634	Athens	GA		05/04/2022		1,137		(69)			(69)		1,068	1,068			
P2009024639	N Las Vegas	NV		08/10/2022		1,461		(43)			(43)		1,418	1,418			
P2009020077	Corona	NY		12/18/2020		2,019		(80)			(80)		1,939	1,939			
P2009020557	PITTSBURG	CA		02/24/2021		6,749		(177)			(177)		6,572	6,572			
P5220216685	Reunion	FL		05/04/2022		1,369		(60)			(60)		1,308	1,308			
P5220518694	ELIZABETHTON	TN		07/27/2022		231		(11)			(11)		220	220			
P4220317298	Castle Rock	CO		05/18/2022		3,340		(193)			(193)		3,147	3,147			
P2009023797	Douglasville	GA		05/18/2022		1,682		(103)			(103)		1,579	1,579			
P2009020535	NEW CASTLE	DE		02/24/2021		5,601		(187)			(187)		5,414	5,414			
P2009021477	Torrance	CA		05/28/2021		2,348		(136)			(136)		2,212	2,212			
P2009020418	Miami	FL		01/29/2021		3,698		(189)			(189)		3,509	3,509			
P2009020272	Temecula	CA		12/30/2020		14,281		(746)			(746)		13,536	13,536			
P2009023600	Pasadena	CA		04/20/2022													
P5220316941	Paradise Valley	AZ		05/18/2022		20,276		(855)			(855)		19,420	19,420			
P4220317153	Dalton	GA		05/18/2022		3,710		(125)			(125)		3,585	3,585			
P2009020176	Paradise Valley	AZ		12/30/2020													
P2009021617	Las Vegas	NV		06/29/2021		8,918		(509)			(509)		8,408	8,408			
P5220519073	Annandale	VA		10/05/2022		1,772		(71)			(71)		1,701	1,701			
P2009021867	Providence	RI		07/30/2021		1,682		(93)			(93)		1,589	1,589			
P4220317520	St Petersburg	FL		05/18/2022		1,638		(63)			(63)		1,575	1,575			
P1908013748	Dublin	OH		06/25/2020		1,399		28			28		1,426	1,426			
P2009021562	Glen Head	NY		06/29/2021		16,925		(965)			(965)		15,961	15,961			
P2009023571	Loxahatchee	FL		04/06/2022		4,022		(138)			(138)		3,884	3,884			
P2009023628	Garfield	NJ		05/04/2022		2,988		(182)			(182)		2,805	2,805			
P2009024043	Leander	TX		06/15/2022		1,377		(84)			(84)		1,294	1,294			
P4220418502	Charlotte	NC		09/21/2022		1,030		(44)			(44)		986	986			
P2009020359	Duluth	GA		01/29/2021		16,216		(827)			(827)		15,389	15,389			
P2009024449	Quincy	WA		08/10/2022		986		(18)			(18)		969	969			
P5220418059	Norfolk	VA		07/27/2022		390		(21)			(21)		369	369			
P4200110242	Fountain Hills	AZ		06/25/2020		50,348		1,662			1,662		52,010	52,010			
P2009020289	Westlake	OH		12/30/2020		1,730		(90)			(90)		1,640	1,640			
P5220619765	Birmingham	AL		09/21/2022		371		(13)			(13)		357	357			
P2009023072	Bronx	NY		12/28/2021		7,978		(288)			(288)		7,690	7,690			
P5220518792	Collierville	TN		07/13/2022		2,004		(107)			(107)		1,897	1,897			
P5220317189	Mulberry	FL		04/20/2022		796		(23)			(23)		773	773			
P2009024557	Chester	VA		08/24/2022		1,624		(64)			(64)		1,560	1,560			
P4220216804	Boca Raton	FL		05/04/2022		2,490		(131)			(131)		2,360	2,360			
P2009023629	Hiram	GA		04/06/2022		3,453		(221)			(221)		3,232	3,232			
P2009020417	Hicksville	NY		01/29/2021		7,213		(368)			(368)		6,845	6,845			
P5220620306	Orlando	FL		11/02/2022		128							128	128			

E06.94

E06.94

E06.94

E06.94

ANNUAL STATEMENT FOR THE YEAR 2022 OF THE AMERICAN EQUITY INVESTMENT LIFE INSURANCE COMPANY

SCHEDULE B - PART 3

Showing All Mortgage Loans DISPOSED, Transferred or Repaid During the Current Year

1	Location		4	5	6	7	Change in Book Value/Recorded Investment						14	15	16	17	18
	2	3					8	9	10	11	12	13					
Loan Number	City	State	Loan Type	Date Acquired	Disposal Date	Book Value/Recorded Investment Excluding Accrued Interest Prior Year	Unrealized Valuation Increase (Decrease)	Current Year's (Amortization) /Accretion	Current Year's Other-Than-Temporary Impairment Recognized	Capitalized Deferred Interest and Other	Total Change in Book Value (8+9-10+11)	Total Foreign Exchange Change in Book Value	Book Value/Recorded Investment Excluding Accrued Interest on Disposal	Consid-eration	Foreign Exchange Gain (Loss) on Disposal	Realized Gain (Loss) on Disposal	Total Gain (Loss) on Disposal
P2009020157	Auburn	WA		12/16/2020		2,981		(85)			(85)		2,896	2,896			
P2009021608	College Point	NY		06/29/2021		13,813		(787)			(787)		13,026	13,026			
P2009024448	Phoenix	AZ		08/10/2022		773		(22)			(22)		751	751			
P5220620498	Columbus	OH		09/07/2022		1,057		(14)			(14)		1,042	1,042			
P2009020606	Derby	KS		03/12/2021		3,243		(115)			(115)		3,128	3,128			
P2009024814	Los Angeles	CA		08/24/2022													
P2009024564	Doraville	GA		07/27/2022		2,060		(35)			(35)		2,024	2,024			
P2009023892	San Jose	CA		05/04/2022		7,062		(97)			(97)		6,965	6,965			
P2009023347	Germantown	MD		03/09/2022		2,815		(131)			(131)		2,684	2,684			
P5220721163	Las Vegas	NV		09/21/2022		441		(9)			(9)		432	432			
P2009020610	BELLEVILLE	NJ		03/12/2021		4,063		(144)			(144)		3,918	3,918			
P1912016979	Norco	CA		06/25/2020		16,361		322			322		16,683	16,683			
P4220418106	Madera	CA		05/18/2022		2,075		(82)			(82)		1,993	1,993			
P5220619670	Orange	TX		08/10/2022		847		(17)			(17)		830	830			
P4220216694	Jacksonville	FL		05/18/2022		4,893		(299)			(299)		4,595	4,595			
P2009024471	Las Vegas	NV		07/27/2022		12,611		(358)			(358)		12,253	12,253			
P2009023885	Lillington	NC		05/04/2022		3,982		(243)			(243)		3,739	3,739			
P2009020596	Littleton	CO		03/12/2021		2,685		(89)			(89)		2,596	2,596			
P4220822212	LAKE PLACID	FL		11/16/2022		276		(6)			(6)		270	270			
P2009020442	PALM BEACH GARDENS	FL		01/14/2021		2,768		(72)			(72)		2,696	2,696			
P2009023682	Philadelphia	PA		03/30/2022		1,216		(12)			(12)		1,204	1,204			
P2001017374	Gresham	OR		06/25/2020		2,702		51			51		2,754	2,754			
P2009020376	Melville	NY		01/29/2021		17,470		(893)			(893)		16,578	16,578			
P2009023710	Fort Worth	TX		03/30/2022		1,385		(14)			(14)		1,371	1,371			
P2009024576	Thornton	CO		08/10/2022		1,124		(48)			(48)		1,076	1,076			
P5220822262	Jonesboro	AR		10/19/2022		73		(3)			(3)		71	71			
P4220115998	Telford	PA		04/20/2022		3,746		(174)			(174)		3,572	3,572			
P5220317141	Henrico	VA		05/04/2022		953		(58)			(58)		895	895			
P2009021332	Miramar	FL		05/28/2021		15,229		(860)			(860)		14,369	14,369			
P2009024086	Rancho Palos Verdes	CA		06/15/2022													
P2009024306	Pasadena	MD		07/13/2022		956		(51)			(51)		905	905			
P5220821846	Eureka	CA		10/05/2022		203		(8)			(8)		195	195			
P5220316927	Irving	TX		05/18/2022		4,921		(300)			(300)		4,621	4,621			
P2009024082	Austin	TX		10/19/2022		755		4			4		759	759			
P4220216254	Fort Mill	SC		04/20/2022		1,501		(55)			(55)		1,447	1,447			
P2001017359	Roxbury	CT		06/25/2020		7,555		149			149		7,705	7,705			
P2009021379	Ossining	NY		05/28/2021		3,101		(180)			(180)		2,921	2,921			
P5220316909	Medley	FL		05/04/2022		2,808		(76)			(76)		2,732	2,732			
P2009020640	MIAMI	FL		03/12/2021		4,207		(130)			(130)		4,077	4,077			
P2009024208	Albemarle	NC		07/13/2022		2,053		(67)			(67)		1,986	1,986			
P2009021430	Flushing	NY		05/28/2021		1,367							1,367	1,367			
P2009020152	Crowley	TX		12/16/2020		7,706		(220)			(220)		7,487	7,487			
P2009024967	Buckeye	AZ		11/30/2022		396		1			1		397	397			
P4220317218	Studio City	CA		04/20/2022		771		(21)			(21)		750	750			
P2009024540	Indian Trail	NC		07/27/2022		1,099		(41)			(41)		1,058	1,058			
P2009023865	Rancho Cordova	CA		05/18/2022		1,949		(91)			(91)		1,858	1,858			
P2009023831	Stafford	VA		05/04/2022		1,313		(80)			(80)		1,233	1,233			
P2009023551	Visalia	CA		07/15/2022		1,098		(72)			(72)		1,026	1,026			
P2009023904	Miami	FL		05/04/2022		2,218		(135)			(135)		2,083	2,083			
P5220317310	Grand Terrace	CA		06/02/2022		2,110		(37)			(37)		2,074	2,074			
P2009020061	Miami	FL		12/18/2020		2,654		(98)			(98)		2,556	2,556			

ANNUAL STATEMENT FOR THE YEAR 2022 OF THE AMERICAN EQUITY INVESTMENT LIFE INSURANCE COMPANY

SCHEDULE B - PART 3

Showing All Mortgage Loans DISPOSED, Transferred or Repaid During the Current Year

1	Location		4	5	6	7	Change in Book Value/Recorded Investment						14	15	16	17	18
	2	3					8	9	10	11	12	13					
Loan Number	City	State	Loan Type	Date Acquired	Disposal Date	Book Value/Recorded Investment Excluding Accrued Interest Prior Year	Unrealized Valuation Increase (Decrease)	Current Year's (Amortization) /Accretion	Current Year's Other-Than-Temporary Impairment Recognized	Capitalized Deferred Interest and Other	Total Change in Book Value (8+9-10+11)	Total Foreign Exchange Change in Book Value	Book Value/Recorded Investment Excluding Accrued Interest on Disposal	Consid-eration	Foreign Exchange Gain (Loss) on Disposal	Realized Gain (Loss) on Disposal	Total Gain (Loss) on Disposal
P2009023853	Palm Desert	CA		06/02/2022		3,407		(104)			(104)		3,303		3,303		
P2009023339	Aurora	CO		03/09/2022		2,652		(117)			(117)		2,535		2,535		
P2009021598	Sag Harbor	NY		06/29/2021		16,912		(963)			(963)		15,949		15,949		
P2009020652	WOODLAND HILLS	CA		04/09/2021		22,251		(584)			(584)		21,667		21,667		
P4220519564	Fontana	CA		08/24/2022		2,242		20			20		2,263		2,263		
P4220317629	Odessa	FL		05/18/2022		893		(28)			(28)		865		865		
P5220822480	Philadelphia	PA		10/19/2022													
P4220619810	Copan	OK		08/10/2022		884		(26)			(26)		858		858		
P2009023857	Colorado Springs	CO		06/02/2022		1,267		(47)			(47)		1,219		1,219		
P2009020481	KING OF PRUSSIA	PA		01/27/2021		13,997		(400)			(400)		13,597		13,597		
P4220720722	Los Alamitos	CA		08/10/2022													
P5220519264	Palm Beach Gardens	FL		07/27/2022		1,977		(56)			(56)		1,921		1,921		
P2009021555	Cutler Bay	FL		06/29/2021		3,511		(178)			(178)		3,333		3,333		
P4220317776	Mount Pleasant	SC		05/18/2022		5,215		(112)			(112)		5,104		5,104		
P4220620418	Punta Gorda	FL		08/24/2022		708		(31)			(31)		678		678		
P5220620497	Sevierville	TN		09/07/2022		659		(28)			(28)		630		630		
P2009020631	Petaluma	CA		03/26/2021		21,909		(678)			(678)		21,231		21,231		
P2009023825	MARATHON	FL		04/20/2022		6,438		(234)			(234)		6,203		6,203		
P5220519242	Athens	GA		08/10/2022		331		(19)			(19)		312		312		
P4220216298	Houston	TX		03/30/2022		1,868		(76)			(76)		1,792		1,792		
P2009022064	Concord	NH		08/17/2021		26,368		(1,491)			(1,491)		24,877		24,877		
P2009021583	Aventura	FL		06/29/2021		812		(41)			(41)		772		772		
P2009023636	WASHOUGAL	WA		04/06/2022		2,568		(164)			(164)		2,403		2,403		
P2009023623	Snelville	GA		04/20/2022		1,373		(84)			(84)		1,289		1,289		
P5220216332	Westlake Village	CA		05/04/2022		11,312		(612)			(612)		10,700		10,700		
P2009021405	Maspeth	NY		05/28/2021		6,362		(301)			(301)		6,061		6,061		
P4220317191	Apple Valley	CA		04/20/2022		6,283		(236)			(236)		6,048		6,048		
P2009024792	Manville	NJ		09/21/2022		1,103		(32)			(32)		1,071		1,071		
P2009024645	Bayville	NJ		09/21/2022		509		(20)			(20)		489		489		
P2009024770	Los Angeles	CA		08/24/2022		793		(34)			(34)		758		758		
P2009021556	Ocean	NJ		06/29/2021		174,432		(9,945)			(9,945)		164,487		164,487		
P2009023556	Sterling	VA		04/06/2022		3,257		(125)			(125)		3,132		3,132		
P2009023067	Saint Petersburg	FL		12/28/2021		4,108		(148)			(148)		3,960		3,960		
P2009023399	Phoenix	AZ		03/09/2022		1,544		(86)			(86)		1,458		1,458		
P2009023652	San Antonio	TX		03/30/2022		3,612		(36)			(36)		3,577		3,577		
P5220519042	Detroit	MI		10/05/2022		1,191		(51)			(51)		1,140		1,140		
P2009023091	EFFORT	PA		12/28/2021		2,592		(94)			(94)		2,498		2,498		
P4220115678	Merrittstown	PA		03/09/2022		1,182		(39)			(39)		1,144		1,144		
P2009024817	Crescent City	CA		09/21/2022													
P2009023088	Hartsdale	NY		12/28/2021		6,457		(233)			(233)		6,224		6,224		
P2009022047	KILLEEN	TX		08/17/2021		2,528		(142)			(142)		2,386		2,386		
P2009020456	Castle Rock	CO		12/16/2020		603		(19)			(19)		584		584		
P5220923136	Panama City	FL		11/02/2022		150		(5)			(5)		145		145		
P4220216714	Irvine	CA		05/04/2022		3,220		(127)			(127)		3,094		3,094		
P2009024748	Woodbridge	VA		09/07/2022		261		(11)			(11)		249		249		
P4220518719	New Port Richey	FL		08/10/2022		2,223		(12)			(12)		2,211		2,211		
P4220923204	PEARCE	AZ		11/16/2022		49		(2)			(2)		46		46		
P4220922809	Boerne	TX		11/02/2022		644		(23)			(23)		621		621		
P2009020605	LOS ANGELES	CA		03/12/2021													
P5220418364	Haleiwa	HI		08/10/2022		4,758		(155)			(155)		4,604		4,604		
P2009023066	Woodbridge	NJ		12/28/2021		16,275		(588)			(588)		15,687		15,687		

ANNUAL STATEMENT FOR THE YEAR 2022 OF THE AMERICAN EQUITY INVESTMENT LIFE INSURANCE COMPANY

SCHEDULE B - PART 3

Showing All Mortgage Loans DISPOSED, Transferred or Repaid During the Current Year

1	Location		4	5	6	7	Change in Book Value/Recorded Investment						14	15	16	17	18
	2	3					8	9	10	11	12	13					
Loan Number	City	State	Loan Type	Date Acquired	Disposal Date	Book Value/Recorded Investment Excluding Accrued Interest Prior Year	Unrealized Valuation Increase (Decrease)	Current Year's (Amortization) /Accretion	Current Year's Other-Than-Temporary Impairment Recognized	Capitalized Deferred Interest and Other	Total Change in Book Value (8+9-10+11)	Total Foreign Exchange Change in Book Value	Book Value/Recorded Investment Excluding Accrued Interest on Disposal	Consid-eration	Foreign Exchange Gain (Loss) on Disposal	Realized Gain (Loss) on Disposal	Total Gain (Loss) on Disposal
P4220519050	Inverness	IL		08/24/2022		1,966		(57)			(57)		1,909		1,909		
P4200110328	Encino	CA		06/25/2020		22,537		443			443		22,980		22,980		
P5220115932	Mundelein	IL		03/30/2022		6,905		(273)			(273)		6,631		6,631		
P5220721462	Panama City	FL		10/05/2022		395		(15)			(15)		380		380		
P2009020534	AMBOY	WA		02/02/2021		4,903		(126)			(126)		4,677		4,677		
P4220720645	Lutz	FL		09/21/2022		520		(22)			(22)		498		498		
P5220721054	Washington	DC		09/07/2022		326		(12)			(12)		314		314		
P2009024559	Lodi	CA		08/24/2022		1,450		(52)			(52)		1,398		1,398		
P2009020645	Dallas	TX		04/09/2021		18,001		(681)			(681)		17,320		17,320		
P2009023875	BALTIMORE	MD		05/18/2022		1,422		(87)			(87)		1,335		1,335		
P2009023896	Brandon	MS		05/18/2022		2,104		(128)			(128)		1,976		1,976		
P2009023617	UNION BEACH	NJ		05/04/2022		1,641		(100)			(100)		1,541		1,541		
P2009020458	Los Angeles (Altadena Area)	CA		12/30/2020													
P1912016880	Danville	CA		06/25/2020		7,549		149			149		7,698		7,698		
P2009020402	Red Bank	NJ		01/29/2021		12,320		(631)			(631)		11,689		11,689		
P4220821644	Virginia Beach	VA		09/21/2022		261		(10)			(10)		251		251		
P4220115893	Old Bridge	NJ		03/30/2022		3,206		(129)			(129)		3,077		3,077		
P2009022038	Greenville	NY		08/17/2021		3,016		(169)			(169)		2,847		2,847		
P2009023699	Cleveland	OH		03/30/2022		1,361		(13)			(13)		1,347		1,347		
P2009020491	STAFFORD	VA		02/09/2021		5,569		(146)			(146)		5,423		5,423		
P5220720602	Dorchester Center	MA		09/07/2022		1,391		(41)			(41)		1,351		1,351		
P2009024080	Blaine	MN		06/02/2022		1,504		(81)			(81)		1,422		1,422		
P2009021415	Braintree	MA		05/28/2021		9,437		(547)			(547)		8,890		8,890		
P2009020525	CHESAPEAKE	VA		02/09/2021		2,897		(76)			(76)		2,821		2,821		
P2009021597	Brooklyn	NY		06/29/2021		14,971		(853)			(853)		14,118		14,118		
P2002017684	Aurora	CO		06/25/2020		456		7			7		463		463		
P4220822394	Colorado Springs	CO		10/05/2022		990		(38)			(38)		952		952		
P2009023941	Woodbridge	VA		05/18/2022		1,564		(69)			(69)		1,496		1,496		
P2009022059	Douglasville	GA		08/17/2021		3,655		(205)			(205)		3,450		3,450		
P2009023527	Montgomery Village	MD		04/06/2022		1,050		(75)			(75)		975		975		
P4220720779	Orange	CA		09/07/2022		2,036		(14)			(14)		2,022		2,022		
P5220216309	Millbrae	CA		05/04/2022		8,012		(139)			(139)		7,873		7,873		
P5220216681	Boise	ID		05/04/2022													
P2009023598	FOUNTAIN HILLS	AZ		05/04/2022		3,945		(155)			(155)		3,790		3,790		
P4220216214	Lakewood Ranch	FL		03/30/2022		7,101		(180)			(180)		6,921		6,921		
P1912016939	Destin	FL		06/25/2020		5,375		107			107		5,482		5,482		
P4220721544	Parkland	FL		10/05/2022													
P5220216426	Lahaina	HI		03/30/2022													
P2009022135	Gresham	OR		08/17/2021		4,577		(257)			(257)		4,320		4,320		
P4220822425	Porter Ranch	CA		10/05/2022		946		(16)			(16)		930		930		
P2009023845	Everett	WA		05/04/2022		2,574		(156)			(156)		2,417		2,417		
P5220418203	Frisco	TX		06/15/2022		4,799		(139)			(139)		4,661		4,661		
P4220721336	Riverside	CA		09/21/2022		807		(27)			(27)		780		780		
P4220417936	Loganville	GA		06/02/2022		1,423		(71)			(71)		1,352		1,352		
P2009023574	Desert Hot Springs	CA		04/06/2022		1,521		(97)			(97)		1,425		1,425		
P2009023089	Southampton	NY		12/28/2021		17,012		(615)			(615)		16,397		16,397		
P2009023104	Plainview	NY		12/28/2021		6,159		(223)			(223)		5,936		5,936		
P2009020187	Houston	TX		12/30/2020		3,449		(98)			(98)		3,351		3,351		
P4220721473	Bradenton	FL		10/19/2022													
P2009020461	Bakersfield	CA		01/27/2021		5,217		(13)			(13)		5,205		5,205		
P2009023995	Elmhurst	IL		06/15/2022		1,069		(33)			(33)		1,036		1,036		

ANNUAL STATEMENT FOR THE YEAR 2022 OF THE AMERICAN EQUITY INVESTMENT LIFE INSURANCE COMPANY

SCHEDULE B - PART 3

Showing All Mortgage Loans DISPOSED, Transferred or Repaid During the Current Year

1	Location		4	5	6	7	Change in Book Value/Recorded Investment						14	15	16	17	18
	2	3					8	9	10	11	12	13					
Loan Number	City	State	Loan Type	Date Acquired	Disposal Date	Book Value/Recorded Investment Excluding Accrued Interest Prior Year	Unrealized Valuation Increase (Decrease)	Current Year's (Amortization) /Accretion	Current Year's Other-Than-Temporary Impairment Recognized	Capitalized Deferred Interest and Other	Total Change in Book Value (8+9-10+11)	Total Foreign Exchange Change in Book Value	Book Value/Recorded Investment Excluding Accrued Interest on Disposal	Consid-eration	Foreign Exchange Gain (Loss) on Disposal	Realized Gain (Loss) on Disposal	Total Gain (Loss) on Disposal
P2009023490	Placentia	CA		03/09/2022		9,467		(309)			(309)		9,158		9,158		
P2009023110	Mendham	NJ		12/28/2021		7,402		(268)			(268)		7,135		7,135		
P2009024016	Fort Washington	MD		06/02/2022		1,507		(81)			(81)		1,425		1,425		
P4220216521	Brighton	CO		03/30/2022		2,765		(165)			(165)		2,601		2,601		
P2009023081	Houston	TX		12/28/2021		2,363		(85)			(85)		2,278		2,278		
P2009022080	Matawan	NJ		08/17/2021		1,140		(64)			(64)		1,076		1,076		
P2009023580	MCLEAN	VA		04/20/2022		17,374		(480)			(480)		16,894		16,894		
P2009024720	Sicklerville	NJ		09/07/2022		391		(17)			(17)		374		374		
P4220317643	La Porte	TX		06/15/2022		3,855		(99)			(99)		3,756		3,756		
P2009021359	Dover	NH		05/28/2021		5,937		(344)			(344)		5,593		5,593		
P4220822055	Las Vegas	NV		11/02/2022		1,518		(7)			(7)		1,511		1,511		
P4220316895	Kinnelon	NJ		06/02/2022		4,475		(166)			(166)		4,309		4,309		
P2009023953	Aurora	CO		05/04/2022		2,372		(145)			(145)		2,227		2,227		
P2009023134	Brooklyn	NY		12/28/2021		6,462		(233)			(233)		6,228		6,228		
P2009024452	El Monte	CA		08/24/2022		1,804		(49)			(49)		1,755		1,755		
P5220720596	San Diego	CA		08/24/2022													
P4220821595	Charlotte	NC		10/05/2022		1,198		(16)			(16)		1,183		1,183		
P2009020613	New Braunfels	TX		03/12/2021		7,408		(229)			(229)		7,180		7,180		
P2009020387	New Waverly	TX		01/29/2021		10,092		(515)			(515)		9,577		9,577		
P2009024045	Key Largo	FL		07/13/2022		1,663		(10)			(10)		1,653		1,653		
P4220821912	Glendale	CA		10/05/2022		866		(30)			(30)		836		836		
P2009023351	Sacramento	CA		04/06/2022		5,720		(266)			(266)		5,454		5,454		
P1912016954	Lake Havasu City	AZ		06/25/2020		233		7			7		241		241		
P2009021878	New York	NY		07/30/2021		12,786		(637)			(637)		12,149		12,149		
P5220620322	Mchenry	IL		09/21/2022		2,089		(90)			(90)		1,999		1,999		
P2009023100	Jamaica	NY		12/28/2021		7,920		(286)			(286)		7,634		7,634		
P5220417828	Mesa	AZ		06/02/2022		3,803		(232)			(232)		3,571		3,571		
P2009022871	Waukegan	IL		04/20/2022		1,766		(94)			(94)		1,672		1,672		
P5220721000	Graham	TX		11/02/2022		145		(4)			(4)		141		141		
P5220821806	Marietta	GA		09/21/2022		857		(33)			(33)		824		824		
P1912016782	Oakville	CT		06/25/2020		16,324		324			324		16,648		16,648		
P2009023732	New Market	TN		03/30/2022													
P2009024325	Hyattsville	MD		08/24/2022		583		(11)			(11)		573		573		
P1911015833	Beach City	TX		06/25/2020		4,199		83			83		4,282		4,282		
P2009024500	Rockville	MD		08/10/2022		904		(5)			(5)		899		899		
P5220317241	Tustin	CA		05/18/2022		3,516		(99)			(99)		3,418		3,418		
P5220317173	COOPERSBURG	PA		05/18/2022		1,803		(110)			(110)		1,693		1,693		
P4200110233	San Juan Capistrano	CA		06/25/2020		5,170		102			102		5,272		5,272		
P2009024261	Mesa	AZ		07/27/2022													
P2009024655	West Chicago	IL		08/10/2022		444		(13)			(13)		431		431		
P4220317254	Albemarle	NC		05/18/2022		1,005		(34)			(34)		972		972		
P2009023978	PITTSBORO	NJ		05/18/2022		2,585		(116)			(116)		2,469		2,469		
P4220317621	Honesdale	PA		08/10/2022		777		(23)			(23)		754		754		
P2009021340	Valley Stream	NY		05/28/2021		3,046		(177)			(177)		2,870		2,870		
P2009020108	Sewell	NJ		12/18/2020		10,307		(410)			(410)		9,897		9,897		
P2009024744	Rosenberg	TX		09/07/2022		296		(13)			(13)		283		283		
P4220822451	Charlestown	RI		11/02/2022		772		(33)			(33)		739		739		
P2009020396	Oakland	CA		01/29/2021		8,574		(438)			(438)		8,136		8,136		
P2009021635	Golden Beach	FL		06/29/2021		21,058		(1,200)			(1,200)		19,858		19,858		
P2009021572	Cheektowaga	NY		06/29/2021		1,214		(58)			(58)		1,155		1,155		
P4220316965	Parkland	FL		04/20/2022		6,043		(266)			(266)		5,777		5,777		

ANNUAL STATEMENT FOR THE YEAR 2022 OF THE AMERICAN EQUITY INVESTMENT LIFE INSURANCE COMPANY

SCHEDULE B - PART 3

Showing All Mortgage Loans DISPOSED, Transferred or Repaid During the Current Year

1	Location		4	5	6	7	Change in Book Value/Recorded Investment						14	15	16	17	18
	2	3					8	9	10	11	12	13					
Loan Number	City	State	Loan Type	Date Acquired	Disposal Date	Book Value/Recorded Investment Excluding Accrued Interest Prior Year	Unrealized Valuation Increase (Decrease)	Current Year's (Amortization) /Accretion	Current Year's Other-Than-Temporary Impairment Recognized	Capitalized Deferred Interest and Other	Total Change in Book Value (8+9-10+11)	Total Foreign Exchange Change in Book Value	Book Value/Recorded Investment Excluding Accrued Interest on Disposal	Consid-eration	Foreign Exchange Gain (Loss) on Disposal	Realized Gain (Loss) on Disposal	Total Gain (Loss) on Disposal
P2009023680	Zanesville	OH		03/30/2022													
P4220822646	MEDFORD	OR		11/02/2022		254		(8)			(8)		246	246			
P5220821678	Las Vegas	NV		10/05/2022		136		(5)			(5)		130	130			
P5220822078	Saint Cloud	FL		10/05/2022		234		(1)			(1)		233	233			
P2009020541	CENTREVILLE	VA		02/09/2021		3,963		(101)			(101)		3,762	3,762			
P5220721030	Aurora	CO		09/21/2022		444		(18)			(18)		426	426			
P2009023720	Pasadena	TX		03/30/2022													
P2009021602	Oakhurst	NJ		06/29/2021		5,761		(328)			(328)		5,433	5,433			
P5220822515	Star	ID		10/19/2022		279		(11)			(11)		268	268			
P2009022039	HUNTINGTON	NY		08/17/2021		6,311		(354)			(354)		5,957	5,957			
P2009024176	Jacksonville	FL		07/13/2022		823		(19)			(19)		804	804			
P2009020345	PORTERVILLE	CA		12/30/2020		3,910		(160)			(160)		3,750	3,750			
P2009021968	Elgin	SC		07/30/2021													
P5220822015	Colts Neck	NJ		10/19/2022		1,138		(19)			(19)		1,119	1,119			
P2009020252	HOLT	MO		12/16/2020		4,727		(178)			(178)		4,549	4,549			
P2002017825	Edmond	OK		06/25/2020		1,355		27			27		1,382	1,382			
P5211215428	Hutto	TX		03/09/2022		16,135		(639)			(639)		15,496	15,496			
P2009023913	Palmyra	NJ		05/18/2022		8,040		(453)			(453)		7,587	7,587			
P2009021469	Hawthorne	CA		05/28/2021		5,274		(306)			(306)		4,968	4,968			
P2009021432	Syosset	NY		05/28/2021		7,114		(412)			(412)		6,702	6,702			
P5220721427	Laredo	TX		10/19/2022		85		(3)			(3)		82	82			
P2009023428	North Las Vegas	NV		04/06/2022		16,562		(357)			(357)		16,205	16,205			
P4220518879	Midlothian	VA		08/10/2022		990		(20)			(20)		970	970			
P2009020316	Lancaster	CA		12/30/2020		12,541		(666)			(666)		11,875	11,875			
P2009023674	Philadelphia	PA		03/30/2022		869		(9)			(9)		860	860			
P2009023638	Long Branch	NJ		04/06/2022		1,887		(62)			(62)		1,825	1,825			
P2009020421	Turner	OR		01/29/2021		6,626		(339)			(339)		6,287	6,287			
P2009023396	Glen Burnie	MD		03/09/2022		1,112		(67)			(67)		1,046	1,046			
P4220317196	Ocala	FL		05/04/2022		2,167		(83)			(83)		2,085	2,085			
P2009023721	Fort Worth	TX		03/30/2022													
P2009023626	Surprise	AZ		04/20/2022		1,653		(86)			(86)		1,567	1,567			
P2009020408	Lynbrook	NY		01/29/2021		6,006		(307)			(307)		5,699	5,699			
P5220116107	Antioch	IL		05/18/2022		2,628		(160)			(160)		2,468	2,468			
P2009020385	Austin	TX		01/29/2021		10,202		(521)			(521)		9,681	9,681			
P2009024739	Atlanta	GA		08/24/2022		269		(12)			(12)		257	257			
P2009024835	Coral Gables	FL		09/07/2022		6							6	6			
P2009020338	PEORIA	AZ		01/14/2021		1,494		(43)			(43)		1,452	1,452			
P4220116044	Colorado Springs	CO		04/20/2022		2,602		(28)			(28)		2,573	2,573			
P4220317246	Hollywood	FL		06/02/2022		4,516		(62)			(62)		4,454	4,454			
P5220720608	Marvin	NC		09/07/2022													
P2009024865	Topeka	KS		10/19/2022													
P2009021559	Long Island City	NY		06/29/2021													
P2009022057	Holbrook	NY		08/17/2021		5,640		(316)			(316)		5,324	5,324			
P5220721401	Boston	MA		09/07/2022		1,686		(49)			(49)		1,637	1,637			
P2009024130	Baltimore	MD		08/24/2022		547		(5)			(5)		542	542			
P5220822252	Pittsburgh	PA		10/19/2022		62		(2)			(2)		60	60			
P2009021776	Blythewood	SC		07/15/2021													
P2009024618	Lorton	VA		08/24/2022		752		(10)			(10)		742	742			
P5220216602	Palm Beach Gardens	FL		05/04/2022		2,381		(91)			(91)		2,290	2,290			
P4220922823	Tampa	FL		11/02/2022		332		(14)			(14)		318	318			
P5220821603	Sarasota	FL		09/21/2022		829		(32)			(32)		797	797			

ANNUAL STATEMENT FOR THE YEAR 2022 OF THE AMERICAN EQUITY INVESTMENT LIFE INSURANCE COMPANY

SCHEDULE B - PART 3

Showing All Mortgage Loans DISPOSED, Transferred or Repaid During the Current Year

1	Location		4	5	6	7	Change in Book Value/Recorded Investment						14	15	16	17	18
	2	3					8	9	10	11	12	13					
Loan Number	City	State	Loan Type	Date Acquired	Disposal Date	Book Value/Recorded Investment Excluding Accrued Interest Prior Year	Unrealized Valuation Increase (Decrease)	Current Year's (Amortization) /Accretion	Current Year's Other-Than-Temporary Impairment Recognized	Capitalized Deferred Interest and Other	Total Change in Book Value (8+9-10+11)	Total Foreign Exchange Change in Book Value	Book Value/Recorded Investment Excluding Accrued Interest on Disposal	Consid-eration	Foreign Exchange Gain (Loss) on Disposal	Realized Gain (Loss) on Disposal	Total Gain (Loss) on Disposal
P2009021589	Jackson	NJ		06/29/2021		10,121		(577)			(577)		9,544		9,544		
P2009024952	Yuba City	CA		10/19/2022		127		(5)			(5)		123		123		
P4220822057	West Palm Beach	FL		10/05/2022		356		(12)			(12)		344		344		
P5220720890	Clarkston	MI		09/21/2022		501		(22)			(22)		479		479		
P2009023808	DENVER	CO		05/18/2022		1,690		(103)			(103)		1,587		1,587		
P2009023678	Atlanta	GA		03/30/2022		1,820		(18)			(18)		1,802		1,802		
P4220821811	Pembroke Pines	FL		10/05/2022		171		2			2		173		173		
P4220721183	Colorado Springs	CO		10/19/2022		375		(14)			(14)		360		360		
P4220116208	Pasadena	CA		05/18/2022		10,960		(84)			(84)		10,876		10,876		
P2009024659	East Haven	CT		09/07/2022		481		(13)			(13)		467		467		
P2009023265	Chicago	IL		03/09/2022		7,914		(332)			(332)		7,582		7,582		
P2009020506	CONYERS	GA		02/09/2021		2,582		(68)			(68)		2,514		2,514		
P2009020519	EDMOND	OK		02/02/2021		5,480		(144)			(144)		5,336		5,336		
P2009020069	New York	NY		12/18/2020		19,979		(796)			(796)		19,182		19,182		
P5220721175	Lafayette	LA		09/21/2022		247		(10)			(10)		238		238		
P1910014852	Redwood City	CA		03/14/2022		22,810		337		2,097	2,434		23,147		23,147		
P2009023548	Fresno	CA		04/20/2022		12,270		(803)			(803)		11,467		11,467		
P5220317479	Colorado Springs	CO		05/18/2022													
P2009022067	Boca Raton	FL		08/17/2021		7,151		(401)			(401)		6,750		6,750		
P5220721475	Gold Canyon	AZ		10/05/2022		475		(18)			(18)		457		457		
P4220317675	Pompano Beach	FL		07/27/2022		1,354		(19)			(19)		1,335		1,335		
P2009023464	Las Vegas	NV		04/06/2022		3,234		(166)			(166)		3,068		3,068		
P2009021785	Boiling Springs	SC		07/15/2021													
P5220317366	New Braunfels	TX		05/04/2022		1,647		(101)			(101)		1,547		1,547		
P5220720947	Sevierville	TN		10/05/2022		635		(8)			(8)		627		627		
P5220216317	Knightdale	NC		04/06/2022		4,760		(136)			(136)		4,623		4,623		
P2009020587	WOOD DALE	IL		03/12/2021		3,510		(109)			(109)		3,401		3,401		
P5220822043	Livermore	CO		10/19/2022		343		(13)			(13)		330		330		
P4220720592	Charlotte	NC		09/07/2022		1,187		(9)			(9)		1,178		1,178		
P2009020253	Westminister	CO		01/27/2021													
P2009020067	Wilmington	DE		12/18/2020		38,884		(1,437)			(1,437)		37,447		37,447		
P2009021380	Valley Stream	NY		05/28/2021		5,152		(299)			(299)		4,853		4,853		
P2009023533	Beverly Hills	CA		05/04/2022													
P2009023819	Ballwin	MO		05/04/2022		3,986		(182)			(182)		3,804		3,804		
P2009023432	Falls Church	VA		04/06/2022		908		(59)			(59)		848		848		
P2009022055	Athens	ME		08/17/2021		4,421		(248)			(248)		4,173		4,173		
P4220216288	Los Angeles	CA		03/30/2022													
P2001017220	Las Vegas	NV		06/25/2020		18,934		366			366		19,300		19,300		
P2009021907	Pompano Beach	FL		07/30/2021		14,752		(811)			(811)		13,941		13,941		
P2009023673	Philadelphia	PA		03/30/2022		1,891		(19)			(19)		1,872		1,872		
P2009023642	Darnestown	MD		05/04/2022		6,082		(329)			(329)		5,753		5,753		
P2009024598	Phoenix	AZ		08/24/2022		295		(13)			(13)		283		283		
P2009020111	Long Beach	NY		12/18/2020		5,842		(207)			(207)		5,635		5,635		
P5220720667	Miramar Beach	FL		08/10/2022		3,918		(114)			(114)		3,804		3,804		
P5220721244	Rosedale	MD		09/21/2022		523		(20)			(20)		503		503		
P2009021551	Chehalis	WA		06/29/2021		6,018		(305)			(305)		5,713		5,713		
P2009021783	Summerville	SC		07/15/2021													
P4220822707	Miami	FL		10/05/2022		433		(9)			(9)		423		423		
P4220822357	Carson	CA		10/05/2022		1,060		(28)			(28)		1,032		1,032		
P4220317104	TACOMA	WA		05/04/2022		2,547		(124)			(124)		2,424		2,424		
P4191209707	Palmdale	CA		06/25/2020		4,276		84			84		4,360		4,360		

ANNUAL STATEMENT FOR THE YEAR 2022 OF THE AMERICAN EQUITY INVESTMENT LIFE INSURANCE COMPANY

SCHEDULE B - PART 3

Showing All Mortgage Loans DISPOSED, Transferred or Repaid During the Current Year

1	Location		4	5	6	7	Change in Book Value/Recorded Investment						14	15	16	17	18
	2	3					8	9	10	11	12	13					
Loan Number	City	State	Loan Type	Date Acquired	Disposal Date	Book Value/Recorded Investment Excluding Accrued Interest Prior Year	Unrealized Valuation Increase (Decrease)	Current Year's (Amortization) /Accretion	Current Year's Other-Than-Temporary Impairment Recognized	Capitalized Deferred Interest and Other	Total Change in Book Value (8+9-10+11)	Total Foreign Exchange Change in Book Value	Book Value/Recorded Investment Excluding Accrued Interest on Disposal	Consid-eration	Foreign Exchange Gain (Loss) on Disposal	Realized Gain (Loss) on Disposal	Total Gain (Loss) on Disposal
P2009020247	CARROLLTON	TX		12/16/2020		4,688		(156)			(156)		4,532	4,532			
P4220821976	Charlotte	NC		11/02/2022		244		(4)			(4)		240	240			
P5220721550	Ocean	NJ		10/05/2022		382		(10)			(10)		373	373			
P2009023611	Rutherfordton	NC		05/04/2022		1,715		(105)			(105)		1,610	1,610			
P4220216404	Palm Harbor	FL		03/30/2022		8,021		(311)			(311)		7,710	7,710			
P4220418122	Deerfield Beach	FL		06/02/2022		2,037		(47)			(47)		1,990	1,990			
P2009024917	E Brunswick	NJ		10/19/2022		416		(14)			(14)		402	402			
P2009024864	Topeka	KS		10/19/2022													
P4220822644	Sacramento	CA		11/02/2022		153		(3)			(3)		150	150			
P2009024806	Elk Grove	CA		09/21/2022		1,020							1,020	1,020			
P2009023115	Philadelphia	PA		12/28/2021		2,195		(79)			(79)		2,115	2,115			
P2009021914	Elmont	NY		07/30/2021		5,621		(309)			(309)		5,312	5,312			
P4220317247	Pembroke Pines	FL		06/02/2022		2,345		(24)			(24)		2,321	2,321			
P4220821624	Las Vegas	NV		09/21/2022		447		(17)			(17)		430	430			
P2009024834	Scottsdale	AZ		08/24/2022													
P2009020510	GAINESVILLE	FL		02/09/2021		1,176		(34)			(34)		1,143	1,143			
P2009023685	Philadelphia	PA		03/30/2022		1,042		(10)			(10)		1,032	1,032			
P2009020196	Huntersville	NC		12/30/2020		8,099		(228)			(228)		7,871	7,871			
P2009021581	Ocean City	WA		06/29/2021		240,307		(15,354)			(15,354)		224,954	224,954			
P2001017135	San Diego	CA		06/25/2020		17,617		347			347		17,964	17,964			
P2009024644	Champaign	IL		08/24/2022		225		(7)			(7)		218	218			
P4220317650	Baton Rouge	LA		06/02/2022		1,101		(38)			(38)		1,063	1,063			
P2009023575	Henderson	NV		05/04/2022		3,653		(156)			(156)		3,497	3,497			
P4220821663	Kings Beach	CA		10/05/2023		595		(23)			(23)		572	572			
P2009024293	Banning	CA		08/24/2022		860		(18)			(18)		842	842			
P2009020319	Dacono	CO		12/30/2020		3,657		(121)			(121)		3,536	3,536			
P5220116116	San Jose	CA		04/06/2023		5,652		(223)			(223)		5,429	5,429			
P2009022121	Bogota	NJ		08/17/2021		8,155		(458)			(458)		7,698	7,698			
P4220721411	Clermont	FL		10/19/2022		220		(8)			(8)		212	212			
P2009024694	Newberry	FL		09/07/2022		12,766		(49)			(49)		12,718	12,718			
P5220317456	Playa Del Rey	CA		05/18/2022													
P2009023709	Valdosta	GA		03/30/2022													
P2009023517	Bayonne	NJ		04/06/2022		2,876		(180)			(180)		2,696	2,696			
P2009021466	Miami	FL		05/28/2021		5,059		(258)			(258)		4,801	4,801			
P2009022030	Salem	OR		08/17/2021		8,214		(461)			(461)		7,754	7,754			
P2009023108	Crestline	OH		12/28/2021		2,402		(87)			(87)		2,316	2,316			
P2009024288	Irvine	CA		09/07/2022		514		(22)			(22)		492	492			
P5220620401	Riverside	CA		08/10/2022		2,307		(67)			(67)		2,240	2,240			
P2009023122	Chicago	IL		12/28/2021		4,825		(174)			(174)		4,650	4,650			
P2009020130	Flushing	NY		12/18/2020		6,928		(276)			(276)		6,652	6,652			
P2009020484	Laguna Hills	CA		01/14/2021													
P5220619842	Monaca	PA		09/21/2022		190							190	190			
P5220216822	Huntington Beach	CA		04/20/2022		32,440		(1,216)			(1,216)		31,225	31,225			
P2009023307	Woodbridge	VA		03/09/2022		2,498		(105)			(105)		2,393	2,393			
P5220619831	Tucson	AZ		08/24/2022		1,215		(34)			(34)		1,181	1,181			
P4220317428	Atlanta	GA		05/18/2022													
P4220519369	Miami	FL		08/24/2022		4,241		73			73		4,313	4,313			
P2001017149	Salem	OR		06/25/2020		1,381		27			27		1,409	1,409			
P5220115768	Denver	CO		03/09/2022		3,379		(146)			(146)		3,233	3,233			
P2009020297	Lake Elsinore	CA		12/30/2020													
P5220317276	SEASIDE	OR		06/02/2022		7,139		(325)			(325)		6,814	6,814			

ANNUAL STATEMENT FOR THE YEAR 2022 OF THE AMERICAN EQUITY INVESTMENT LIFE INSURANCE COMPANY

SCHEDULE B - PART 3

Showing All Mortgage Loans DISPOSED, Transferred or Repaid During the Current Year

1	Location		4	5	6	7	Change in Book Value/Recorded Investment						14	15	16	17	18
	2	3					8	9	10	11	12	13					
Loan Number	City	State	Loan Type	Date Acquired	Disposal Date	Book Value/Recorded Investment Excluding Accrued Interest Prior Year	Unrealized Valuation Increase (Decrease)	Current Year's (Amortization) /Accretion	Current Year's Other-Than-Temporary Impairment Recognized	Capitalized Deferred Interest and Other	Total Change in Book Value (8+9-10+11)	Total Foreign Exchange Change in Book Value	Book Value/Recorded Investment Excluding Accrued Interest on Disposal	Consid-eration	Foreign Exchange Gain (Loss) on Disposal	Realized Gain (Loss) on Disposal	Total Gain (Loss) on Disposal
P2009023860	Miami	FL		05/18/2022		1,371		(22)			(22)		1,349	1,349			
P2009020107	Miami	FL		12/18/2020		5,427		(215)			(215)		5,212	5,212			
P4220317564	Tempe	AZ		06/02/2022		2,239		(106)			(106)		2,133	2,133			
P4220821652	Anaheim	CA		10/05/2022		1,915		(73)			(73)		1,843	1,843			
P2009020533	BRADENTON	FL		02/02/2021		2,944		(77)			(77)		2,867	2,867			
P2009024541	Los Angeles	CA		08/10/2022		554		(5)			(5)		548	548			
P2009023097	McLean	VA		12/28/2021		2,431		(88)			(88)		2,343	2,343			
P2009020627	Vallejo	CA		03/26/2021		23,362		(226)			(226)		23,135	23,135			
P2009023911	Shingle Springs	CA		05/04/2022													
P2009023092	Monsey	NY		12/28/2021		4,281		(155)			(155)		4,126	4,126			
P2009023944	Salt Lake Cty	UT		05/18/2022		2,350		(143)			(143)		2,207	2,207			
P4220216793	Zephyrhills	FL		04/20/2022		1,259		(55)			(55)		1,204	1,204			
P2009021549	Rocky Point	NY		06/29/2021		3,971		(200)			(200)		3,771	3,771			
P2009020173	Woodbridge	VA		12/16/2020		2,246		(75)			(75)		2,171	2,171			
P2009020320	Fate	TX		01/14/2021		3,109		(103)			(103)		3,005	3,005			
P2009020210	Cranbury	NJ		12/30/2020		4,253		(201)			(201)		4,052	4,052			
P2009023974	Egg Hbr Twp	NJ		07/13/2022		606		(25)			(25)		581	581			
P2009023086	Miami	FL		12/28/2021		2,728		(99)			(99)		2,630	2,630			
P4220115776	Tavares	FL		03/30/2022		1,272		(67)			(67)		1,205	1,205			
P2009022097	Palm Coast	FL		08/17/2021		2,043		(115)			(115)		1,929	1,929			
P2009023697	Desoto	TX		03/30/2022													
P4220115899	Downey	CA		03/30/2022		3,339		(158)			(158)		3,180	3,180			
P2009020403	Estacada	OR		01/29/2021		9,107		(465)			(465)		8,642	8,642			
P2009020419	Sacramento	CA		01/29/2021		10,129		(479)			(479)		9,650	9,650			
P2009021475	Canton	MA		05/28/2021		4,765		(276)			(276)		4,489	4,489			
P4220721185	Colorado Springs	CO		10/05/2022		251		(9)			(9)		242	242			
P2009021560	Miami Beach	FL		06/29/2021		3,976		(227)			(227)		3,749	3,749			
P4220316954	Los Banos	CA		04/20/2022													
P1912016573	Rio Rancho	NM		06/25/2020		2,423		48			48		2,471	2,471			
P5220317016	Hallandale Beach	FL		05/18/2022		3,679		(149)			(149)		3,530	3,530			
P5210612865	Naples	FL		05/04/2022		3,701		(73)			(73)		3,628	3,628			
P2009025029	Folsom	CA		10/19/2022		359		(14)			(14)		345	345			
P4220822631	Warr Acres	OK		10/19/2022		414		(11)			(11)		403	403			
P2009020293	Macomb	MI		12/30/2020		4,145		(217)			(217)		3,928	3,928			
P2009023539	Laurel	MD		05/04/2022		1,786		(96)			(96)		1,690	1,690			
P2009020327	BELFORD	NJ		04/14/2022		7,678		(111)			(111)		7,567	7,567			
P5220317177	PALMETTO BAY	FL		05/04/2022		3,006		(144)			(144)		2,863	2,863			
P2009021898	Orange	CA		07/30/2021		22,907		(1,259)			(1,259)		21,648	21,648			
P2009024653	San Joaquin	CA		08/10/2022		1,510		(44)			(44)		1,466	1,466			
P8210800021	Inman	SC		09/03/2021													
P2009023295	Chicago	IL		03/09/2022		1,702		(94)			(94)		1,607	1,607			
P2009023849	Woodruff	SC		05/04/2022		1,099		(67)			(67)		1,032	1,032			
P2009022071	Fort Lee	NJ		08/17/2021		7,572		(425)			(425)		7,147	7,147			
P5220317533	ORLANDO	FL		06/15/2022		1,529		(91)			(91)		1,438	1,438			
P2009020626	FOREST HILL	MD		03/26/2021		4,633		(143)			(143)		4,490	4,490			
P2009024289	Vineland	NJ		07/13/2022		631		(26)			(26)		605	605			
P2009023423	VANCOUVER	WA		03/09/2022		2,604		(121)			(121)		2,483	2,483			
P2009023352	Manassas	VA		03/09/2022		3,693		(99)			(99)		3,594	3,594			
P2009020601	LONGWOOD	FL		03/12/2021		427,283		(15,184)			(15,184)		412,098	412,098			
P5220619610	Whiting	NJ		09/21/2022		210		(9)			(9)		201	201			
P2009020285	Homeland	CA		12/30/2020		943		(49)			(49)		893	893			

ANNUAL STATEMENT FOR THE YEAR 2022 OF THE AMERICAN EQUITY INVESTMENT LIFE INSURANCE COMPANY

SCHEDULE B - PART 3

Showing All Mortgage Loans DISPOSED, Transferred or Repaid During the Current Year

1	Location		4	5	6	7	Change in Book Value/Recorded Investment						14	15	16	17	18
	2	3					8	9	10	11	12	13					
Loan Number	City	State	Loan Type	Date Acquired	Disposal Date	Book Value/ Recorded Investment Excluding Accrued Interest Prior Year	Unrealized Valuation Increase (Decrease)	Current Year's (Amortization) /Accretion	Current Year's Other-Than-Temporary Impairment Recognized	Capitalized Deferred Interest and Other	Total Change in Book Value (8+9-10+11)	Total Foreign Exchange Change in Book Value	Book Value/ Recorded Investment Excluding Accrued Interest on Disposal	Consid-eration	Foreign Exchange Gain (Loss) on Disposal	Realized Gain (Loss) on Disposal	Total Gain (Loss) on Disposal
P2009023676	Miami	FL		03/30/2022		2,691		(27)			(27)		2,665	2,665			
P2009023358	Midlothian	VA		03/09/2022		2,071		(120)			(120)		1,951	1,951			
P2009020053	Stockton	CA		12/16/2020													
P2009023049	Williston Park	NY		12/28/2021		10,831		(391)			(391)		10,440	10,440			
P2009021782	Lexington	SC		07/15/2021													
P5220821843	Weslaco	TX		09/21/2022		455		(17)			(17)		438	438			
P2009023283	Hyattsville	MD		03/09/2022		2,274		(121)			(121)		2,153	2,153			
P4220721256	Davie	FL		11/02/2022		2,467		(74)			(74)		2,393	2,393			
P2009022102	Island Park	NY		08/17/2021		18,729		(1,050)			(1,050)		17,679	17,679			
P2009024565	Lilburn	GA		08/24/2022		493		(19)			(19)		473	473			
P2009024529	Port Wentwrth	GA		07/27/2022		1,462		(63)			(63)		1,399	1,399			
P2009024514	Baltimore	MD		07/27/2022		710		(31)			(31)		679	679			
P2009024478	Merced	CA		08/10/2022		658		(21)			(21)		637	637			
P5220216269	Dunlap	TN		03/30/2022		637		(42)			(42)		595	595			
P2009021336	New London	NC		05/28/2021		938		(54)			(54)		883	883			
P4220922839	Baton Rouge	LA		10/19/2022		163		(6)			(6)		157	157			
P2009021355	Miami	FL		05/28/2021		1,075		(62)			(62)		1,013	1,013			
P2009024579	Grey Eagle	MN		08/24/2022		333		(12)			(12)		321	321			
P2009023388	Cicero	IL		04/06/2022		1,199		(78)			(78)		1,121	1,121			
P2009023457	Orange	CA		05/04/2022													
P2009023776	Saint Stephen	SC		04/06/2022		9,034		(323)			(323)		8,711	8,711			
P2009021881	Medford	NY		07/30/2021		3,690		(184)			(184)		3,505	3,505			
P2009023818	Damascus	OR		04/20/2022		2,093		(128)			(128)		1,965	1,965			
P2009020584	SACRAMENTO	CA		03/12/2021		901		(28)			(28)		873	873			
P2009023765	Las Vegas	NV		05/04/2022		10,013		(206)			(206)		9,807	9,807			
P2009023712	Lake Arrowhead	CA		03/30/2022													
P2009023861	Manteca	CA		06/02/2022		3,187		(167)			(167)		3,020	3,020			
P2009020065	Brooklyn	NY		12/18/2020		5,631		(224)			(224)		5,407	5,407			
P2009020483	Berwyn	IL		02/09/2021		4,019		(106)			(106)		3,913	3,913			
P2009021396	Valley Stream	NY		05/28/2021		2,823		(164)			(164)		2,660	2,660			
P5220721390	Anna	TX		09/21/2022		361		(14)			(14)		347	347			
P5220822403	Spotsylvania	VA		10/05/2022		162		(6)			(6)		156	156			
P2009022087	Sunrise	FL		08/17/2021		1,635		(92)			(92)		1,544	1,544			
P2009020206	Tampa	FL		12/30/2020		1,578		(73)			(73)		1,505	1,505			
P4220317116	N Topsail Beach	NC		05/04/2022													
P5220721305	Fort Worth	TX		09/07/2022		158		(2)			(2)		156	156			
P5220518815	Oklahoma City	OK		07/27/2022		637		(34)			(34)		603	603			
P2009020543	RENO	NV		02/09/2021		6,377		(182)			(182)		6,195	6,195			
P2009023957	Bakersfield	CA		05/18/2022		3,859		(177)			(177)		3,682	3,682			
P2009023259	Silver Spring	MD		03/09/2022		3,069		(163)			(163)		2,906	2,906			
P5211115208	Palm Springs	CA		03/09/2022		3,922		32			32		3,954	3,954			
P2009024932	San Antonio	TX		10/19/2022		153		(6)			(6)		147	147			
P2009023887	Largo	FL		05/18/2022													
P2009024477	Toms River	NJ		07/27/2022		3,152		(177)			(177)		2,975	2,975			
P2009021398	Downey	CA		05/28/2021		7,717		(447)			(447)		7,269	7,269			
P2009020342	DESERT HOT SPRINGS	CA		12/30/2020		4,116		(155)			(155)		3,960	3,960			
P4220418134	Davenport	FL		08/10/2022		51,500		(1,500)			(1,500)		50,000	50,000			
P2009023981	Monroe	NC		06/02/2022		1,525		(89)			(89)		1,436	1,436			
P2009020241	ESCONDIDO	CA		12/16/2020		2,923		(151)			(151)		2,772	2,772			
P4200210886	Woodlawn	TN		06/25/2020		83		2			2		84	84			
P5220821621	Liberty	UT		10/19/2022		197		3			3		200	200			

ANNUAL STATEMENT FOR THE YEAR 2022 OF THE AMERICAN EQUITY INVESTMENT LIFE INSURANCE COMPANY

SCHEDULE B - PART 3

Showing All Mortgage Loans DISPOSED, Transferred or Repaid During the Current Year

1	Location		4	5	6	7	Change in Book Value/Recorded Investment						14	15	16	17	18
	2	3					8	9	10	11	12	13					
Loan Number	City	State	Loan Type	Date Acquired	Disposal Date	Book Value/Recorded Investment Excluding Accrued Interest Prior Year	Unrealized Valuation Increase (Decrease)	Current Year's (Amortization) /Accretion	Current Year's Other-Than-Temporary Impairment Recognized	Capitalized Deferred Interest and Other	Total Change in Book Value (8+9-10+11)	Total Foreign Exchange Change in Book Value	Book Value/Recorded Investment Excluding Accrued Interest on Disposal	Consid-eration	Foreign Exchange Gain (Loss) on Disposal	Realized Gain (Loss) on Disposal	Total Gain (Loss) on Disposal
P4220216257	Taverneir	FL		03/30/2022		13,235		(76)			(76)		13,159	13,159			
P5220317394	GLENDALE	CA		05/04/2022		6,270		(264)			(264)		6,006	6,006			
P5220519112	Newburgh	NY		07/27/2022		605		(23)			(23)		582	582			
P2009023707	Tampa	FL		03/30/2022													
P2009024510	San Jose	CA		08/10/2022		1,531		(52)			(52)		1,479	1,479			
P2009024399	Miami	FL		07/27/2022		4,534		(196)			(196)		4,339	4,339			
P2009020521	GERMANTOWN	TN		02/09/2021		8,826		(252)			(252)		8,574	8,574			
P2009024721	Memphis	TN		08/24/2022		489		(14)			(14)		475	475			
P2009023796	Kissimmee	FL		05/04/2022		2,425		(107)			(107)		2,319	2,319			
P2009023068	Newbury	MA		12/28/2021		4,310		(156)			(156)		4,154	4,154			
P2009023684	Woodstock	GA		03/30/2022		915		(9)			(9)		906	906			
P4220115702	San Diego	CA		03/09/2022		2,326		17			17		2,343	2,343			
P5220216719	ENGLEWOOD	OH		05/04/2022		1,082		(66)			(66)		1,016	1,016			
P2009020120	Boston	MA		12/18/2020		19,873		(779)			(779)		19,094	19,094			
P5220519082	Monterey Park	CA		07/13/2022													
P2009023888	Denison	TX		06/02/2022		1,344		(66)			(66)		1,278	1,278			
P2009020310	Sacramento	CA		12/30/2020		3,931		(205)			(205)		3,726	3,726			
P5220822657	Glendale	AZ		10/19/2022		275		(11)			(11)		264	264			
P2009020239	Marina Del Rey	CA		12/30/2020													
P2009024118	Doswell	VA		06/15/2022		2,850		(106)			(106)		2,744	2,744			
P5220620431	Aliso Viejo	CA		08/24/2022		1,202		(52)			(52)		1,150	1,150			
P2009024058	Manalapan	NJ		06/15/2022		2,860		(96)			(96)		2,764	2,764			
P5220519249	Iron Station	NC		08/10/2022		519		(23)			(23)		496	496			
P5220417920	Pepper Pike	OH		06/29/2022		1,626		(98)			(98)		1,528	1,528			
P4220317369	Phoenix	AZ		06/02/2022		1,144		(70)			(70)		1,074	1,074			
P2009024037	Redondo Beach	CA		06/15/2022		1,952		(70)			(70)		1,882	1,882			
P4220518907	Bellevue	WA		06/29/2022													
P2009024629	Fresno	CA		08/24/2022		363		(16)			(16)		347	347			
P2009024243	Lilburn	GA		07/13/2022		2,011		(108)			(108)		1,903	1,903			
P2009024473	Willis	TX		07/27/2022		991		(44)			(44)		947	947			
P2009024610	Thornton	CO		08/24/2022		1,253		(54)			(54)		1,199	1,199			
P2009024683	Los Angeles	CA		08/24/2022		1,095		(33)			(33)		1,062	1,062			
P5220418391	Philadelphia	PA		07/27/2022		506		(5)			(5)		501	501			
P2009024423	Dundalk	MD		07/13/2022		678		(38)			(38)		639	639			
P2009024476	Capitol Heights	MD		07/13/2022		587		(33)			(33)		553	553			
P2009024617	Thompsons Station	TN		08/24/2022		905		(21)			(21)		884	884			
P2009024489	Seaford	DE		07/27/2022		624		(35)			(35)		589	589			
P5220720757	Turner	ME		08/24/2022		654		(28)			(28)		626	626			
P5220619667	Grandview	TX		07/13/2022		1,160		(50)			(50)		1,110	1,110			
P2009024347	Delran	NJ		07/13/2022		625		(35)			(35)		590	590			
P2009024018	Hawthorne	NJ		07/13/2022		1,195		(26)			(26)		1,169	1,169			
P2009024254	Long Beach	CA		06/02/2022		2,499		(75)			(75)		2,424	2,424			
P5220518813	Carrollton	TX		06/29/2022		4,537		(277)			(277)		4,260	4,260			
P2009024237	Woodbridge	VA		07/13/2022		1,169		(65)			(65)		1,104	1,104			
P5220620121	Springtown	TX		08/24/2022		173		(7)			(7)		165	165			
P4220216504	Westlake	FL		07/27/2022		171,766		(10,483)			(10,483)		161,283	161,283			
P2009024354	Rancho Cordova	CA		07/13/2022		1,196		(66)			(66)		1,130	1,130			
P4220418593	Indian Springs	NV		06/15/2022		649		(34)			(34)		615	615			
P5220317262	Swanton	VT		07/13/2022		1,083		(56)			(56)		1,027	1,027			
P2009024073	Chicago	IL		06/15/2022		1,589		(63)			(63)		1,526	1,526			
P5220720660	Johnston	RI		08/10/2022		842		(26)			(26)		816	816			

ANNUAL STATEMENT FOR THE YEAR 2022 OF THE AMERICAN EQUITY INVESTMENT LIFE INSURANCE COMPANY

SCHEDULE B - PART 3

Showing All Mortgage Loans DISPOSED, Transferred or Repaid During the Current Year

1	Location		4	5	6	7	Change in Book Value/Recorded Investment						14	15	16	17	18
	2	3					8	9	10	11	12	13					
Loan Number	City	State	Loan Type	Date Acquired	Disposal Date	Book Value/ Recorded Investment Excluding Accrued Interest Prior Year	Unrealized Valuation Increase (Decrease)	Current Year's (Amortization) /Accretion	Current Year's Other- Than- Temporary Impairment Recognized	Capitalized Deferred Interest and Other	Total Change in Book Value (8+9-10+11)	Total Foreign Exchange Change in Book Value	Book Value/ Recorded Investment Excluding Accrued Interest on Disposal	Consid- eration	Foreign Exchange Gain (Loss) on Disposal	Realized Gain (Loss) on Disposal	Total Gain (Loss) on Disposal
P4220418222	Victorville	CA		06/02/2022		644		(39)			(39)		605	605			
P4220720778	Charlotte	NC		08/24/2022		254		(1)			(1)		253	253			
P2009023813	Mooreville	NC		06/15/2022		956		(58)			(58)		898	898			
P5220418213	Jacksonville	FL		08/10/2022		1,216		(61)			(61)		1,155	1,155			
P4220418345	Summerfield	FL		07/13/2022		576		(34)			(34)		542	542			
P5220317464	STUART	FL		06/15/2022		4,312		(257)			(257)		4,055	4,055			
P4220518975	Norwalk	CA		06/29/2022		1,495		(84)			(84)		1,411	1,411			
P2009024308	Sterling	VA		07/13/2022		1,256		(58)			(58)		1,197	1,197			
P2009024088	Trenton	NJ		06/15/2022		1,965		(120)			(120)		1,845	1,845			
P2009024283	Silver Spring	MD		07/13/2022		1,105		(59)			(59)		1,046	1,046			
P2009024307	Beaumont	CA		07/13/2022		1,105		(59)			(59)		1,047	1,047			
P4220619809	Miami	FL		08/10/2022		832		(24)			(24)		808	808			
P2009024295	Charleston	SC		07/13/2022		1,820		(64)			(64)		1,757	1,757			
P5220518965	Tavares	FL		07/27/2022		1,677		(90)			(90)		1,587	1,587			
P4220619607	GREENVILLE	SC		07/27/2022		2,613		(91)			(91)		2,522	2,522			
P2009024002	LOS ANGELES	CA		06/02/2022		1,438		(55)			(55)		1,383	1,383			
P2009024190	Clinton	MD		07/13/2022		953		(38)			(38)		916	916			
P2009024333	Flanders	NJ		07/13/2022		2,116		(103)			(103)		2,013	2,013			
P2009023762	Tacoma	WA		06/02/2022		1,118		(64)			(64)		1,054	1,054			
P4220518846	Rossville	GA		07/13/2022		5							4	4			
P4220519508	New Castle	DE		08/24/2022		499		(21)			(21)		478	478			
P2009024316	Houston	TX		07/13/2022		646		(34)			(34)		611	611			
P2009023872	San Bernardino	CA		08/10/2022		1,344		(6)			(6)		1,338	1,338			
P2009024090	Hillside	IL		07/13/2022		1,433		(66)			(66)		1,367	1,367			
P2009023994	Elmwood Park	NJ		07/13/2022		3,116		(16)			(16)		3,101	3,101			
P5220518785	Chester	PA		07/13/2022		421		(18)			(18)		403	403			
P2009023956	Vernon	CT		06/15/2022		792		(38)			(38)		754	754			
P2009023963	Plano	TX		06/15/2022		1,139		(35)			(35)		1,104	1,104			
P5220418065	Whittier	CA		07/13/2022		2,339		(89)			(89)		2,250	2,250			
P4220418299	Woodstock	GA		06/29/2022		2,849		(174)			(174)		2,675	2,675			
P4220418457	Orlando	FL		07/13/2022		1,449		(52)			(52)		1,397	1,397			
P2009024572	Compton	CA		08/24/2022		1,070		(23)			(23)		1,047	1,047			
P2009024209	Long Valley	NJ		10/17/2022		5,671		(70)			(70)		5,601	5,601			
P2009024615	Olympia	WA		08/24/2022		895		(39)			(39)		856	856			
P5220619866	Opelika	AL		08/24/2022		226		(10)			(10)		217	217			
P5220418533	Andover	KS		06/29/2022		1,265		(38)			(38)		1,227	1,227			
P4220418324	San Antonio	TX		06/29/2022		476		(19)			(19)		457	457			
P4220417895	Merritt Island	FL		06/15/2022													
P2009024011	Gurnee	IL		06/15/2022		1,813		(81)			(81)		1,733	1,733			
P5220620355	San Diego	CA		08/24/2022		69,674		(3,000)			(3,000)		66,674	66,674			
P2009024319	North Las Vegas	NV		07/27/2022		617		(29)			(29)		588	588			
P5220418464	Red Bank	NJ		07/13/2022		3,968		(231)			(231)		3,737	3,737			
P5220519449	Glenview	IL		07/27/2022		3,075		(75)			(75)		3,000	3,000			
P5220519032	Dallas	TX		07/13/2022													
P4220417989	Concord	NC		06/29/2022		887		(41)			(41)		846	846			
P4220418049	Mechanicsburg	PA		06/15/2022		2,176		(81)			(81)		2,095	2,095			
P2009024007	Escondido	CA		06/15/2022		3,276		(100)			(100)		3,176	3,176			
P5220418616	CORONA	CA		06/15/2022		849		(49)			(49)		800	800			
P4220519484	Boca Raton	FL		07/13/2022		1,131		(19)			(19)		1,111	1,111			
P5220519040	New Orleans	LA		08/10/2022		1,167		(54)			(54)		1,113	1,113			
P5220720736	Durango	CO		08/24/2022													

ANNUAL STATEMENT FOR THE YEAR 2022 OF THE AMERICAN EQUITY INVESTMENT LIFE INSURANCE COMPANY

SCHEDULE B - PART 3

Showing All Mortgage Loans DISPOSED, Transferred or Repaid During the Current Year

1	Location		4	5	6	7	Change in Book Value/Recorded Investment						14	15	16	17	18
	2	3					8	9	10	11	12	13					
Loan Number	City	State	Loan Type	Date Acquired	Disposal Date	Book Value/Recorded Investment Excluding Accrued Interest Prior Year	Unrealized Valuation Increase (Decrease)	Current Year's (Amortization) /Accretion	Current Year's Other-Than-Temporary Impairment Recognized	Capitalized Deferred Interest and Other	Total Change in Book Value (8+9-10+11)	Total Foreign Exchange Change in Book Value	Book Value/Recorded Investment Excluding Accrued Interest on Disposal	Consid-eration	Foreign Exchange Gain (Loss) on Disposal	Realized Gain (Loss) on Disposal	Total Gain (Loss) on Disposal
P4220518949	Lakewood	WA		06/29/2022		417		(17)			(17)		400	400			
P5220418611	Johnstown	CO		07/27/2022		1,176		(62)			(62)		1,114	1,114			
P4220720855	Bentonville	AR		08/24/2022		996		(43)			(43)		953	953			
P5220519056	Dickson	TN		07/13/2022		259		(15)			(15)		244	244			
P2009024249	Paradise Valley	AZ		06/02/2022													
P2009023965	Vineland	NJ		06/02/2022		2,245		(95)			(95)		2,150	2,150			
P5220518848	Raleigh	NC		07/13/2022		914		(52)			(52)		863	863			
P5220518884	Scottsdale	AZ		06/29/2022		1,567		(71)			(71)		1,496	1,496			
P5220518863	San Diego	CA		07/13/2022		815		(50)			(50)		765	765			
P2009024122	Phoenix	AZ		06/15/2022		1,702		(71)			(71)		1,631	1,631			
P4220619930	Escondido	CA		08/10/2022		6,982		(203)			(203)		6,779	6,779			
P2009024342	Austin	TX		07/13/2022		1,634		(59)			(59)		1,575	1,575			
P5220418520	Cathedral City	CA		06/29/2022		1,532		(46)			(46)		1,486	1,486			
P2009024284	Olympia	WA		07/13/2022		1,601		(71)			(71)		1,530	1,530			
P2009024202	Keizer	OR		07/13/2022		1,901		(23)			(23)		1,877	1,877			
P4220418342	Prosperity	SC		06/29/2022		235		(14)			(14)		220	220			
P4220417997	Deerfield Beach	FL		06/02/2022		6,954		(201)			(201)		6,754	6,754			
P2009024686	Waterford	CA		08/10/2022		845		(25)			(25)		820	820			
PR220500006	San Francisco	CA		08/10/2022													
P2009024174	Wallingford	CT		07/13/2022		828		(37)			(37)		791	791			
P2009024563	Hayward	CA		08/10/2022		638		(15)			(15)		623	623			
P2009024501	Norwalk	CT		07/13/2022		904		(39)			(39)		865	865			
P4220417816	San Clemente	CA		06/15/2022													
P5220418169	San Francisco	CA		06/29/2022		8,524		(297)			(297)		8,227	8,227			
P4220619868	Forest	VA		08/10/2022		1,202		(43)			(43)		1,158	1,158			
P2009024569	Glendale	AZ		08/24/2022		600		(24)			(24)		577	577			
P4220619752	Parkland	FL		08/24/2022		1,455		(48)			(48)		1,407	1,407			
P5220519439	Labelle	FL		07/27/2022		493		5			5		498	498			
P2009024112	Yuba City	CA		06/15/2022		2,083		(92)			(92)		1,992	1,992			
P5220317541	Southwest Ranches	FL		06/15/2022		5,482		(308)			(308)		5,174	5,174			
P2009024153	Glen Burnie	MD		06/15/2022		1,417		(36)			(36)		1,381	1,381			
P2009024587	Richmond	TX		07/27/2022		804		(35)			(35)		770	770			
P2009024102	Strasburg	CO		06/15/2022		1,455		(79)			(79)		1,376	1,376			
P4220418006	Paterson	NJ		06/15/2022		471		(18)			(18)		453	453			
P5220519358	Fort Worth	TX		08/10/2022		321		(9)			(9)		312	312			
P5220518653	Houston	TX		07/13/2022		4,136		(76)			(76)		4,060	4,060			
P2009024550	Newark	DE		08/24/2022		612		(19)			(19)		593	593			
P4220317686	DETROIT	MI		06/15/2022		528		(26)			(26)		502	502			
P2009024107	Howard	PA		07/27/2022		734		(29)			(29)		705	705			
P4220418015	Ocoee	FL		06/15/2022		1,159		(33)			(33)		1,126	1,126			
P2009024266	Clinton	CT		07/13/2022		1,401		(58)			(58)		1,343	1,343			
P2009024001	Woodland Hills	CA		06/29/2022													
P2009024303	Germantown	MD		07/13/2022		859		(46)			(46)		814	814			
P5211215260	Rancho Mirage	CA		06/15/2022		16,552		895			895		17,447	17,447			
P2009024695	Spring Branch	TX		08/10/2022		1,810		(53)			(53)		1,757	1,757			
P2009024196	Landover	MD		07/13/2022		753		(23)			(23)		730	730			
P2009024664	Roselle Park	NJ		08/10/2022		976		(28)			(28)		948	948			
P4220216725	Sunny Isles Beach	FL		06/02/2022		5,241		(79)			(79)		5,162	5,162			
P2009023836	Mount Airy	MD		06/15/2022		1,678		(91)			(91)		1,587	1,587			
P2009024061	Sterling	VA		06/15/2022		2,267		(130)			(130)		2,137	2,137			
P2009023898	New Brunswick	NJ		07/13/2022		397		(18)			(18)		380	380			

ANNUAL STATEMENT FOR THE YEAR 2022 OF THE AMERICAN EQUITY INVESTMENT LIFE INSURANCE COMPANY

SCHEDULE B - PART 3

Showing All Mortgage Loans DISPOSED, Transferred or Repaid During the Current Year

1	Location		4	5	6	7	Change in Book Value/Recorded Investment						14	15	16	17	18
	2	3					8	9	10	11	12	13					
Loan Number	City	State	Loan Type	Date Acquired	Disposal Date	Book Value/Recorded Investment Excluding Accrued Interest Prior Year	Unrealized Valuation Increase (Decrease)	Current Year's (Amortization) /Accretion	Current Year's Other-Than-Temporary Impairment Recognized	Capitalized Deferred Interest and Other	Total Change in Book Value (8+9-10+11)	Total Foreign Exchange Change in Book Value	Book Value/Recorded Investment Excluding Accrued Interest on Disposal	Consid-eration	Foreign Exchange Gain (Loss) on Disposal	Realized Gain (Loss) on Disposal	Total Gain (Loss) on Disposal
P5220620294	Naples	FL		08/10/2022		231		(7)			(7)		224	224			
P4220418366	Tampa	FL		06/29/2022		1,869		(114)					1,755	1,755			
P4220317517	Key Largo	FL		06/02/2022		7,815		(226)			(226)		7,589	7,589			
P5220620327	Lavista	NE		08/24/2022		8,890		(383)			(383)		8,507	8,507			
P2009024351	Vallejo	CA		07/13/2022		1,217		(59)			(59)		1,157	1,157			
P2009024752	Vancouver	WA		08/24/2022		586		(25)			(25)		560	560			
P2009024750	Chesterfield	VA		08/24/2022		763		(33)			(33)		730	730			
P8220500007	Oakland	CA		08/10/2022													
P2009023989	Lyman	SC		06/15/2022		1,912		(116)			(116)		1,796	1,796			
P2009024620	Delran	NJ		08/10/2022		1,225		(36)			(36)		1,189	1,189			
P5220518914	ORANGE BEACH	AL		07/13/2022		751		(36)			(36)		715	715			
P2009023951	Cumming	GA		06/02/2022													
P2009024323	South Jordan	UT		07/13/2022		1,274		(68)			(68)		1,206	1,206			
P4220418283	Naples	FL		06/02/2022		286,022		(1,709)			(1,709)		284,313	284,313			
P2009024374	Portland	OR		08/24/2022		3,236		(72)			(72)		3,164	3,164			
P4220518861	Norco	CA		07/13/2022		3,248		(40)			(40)		3,208	3,208			
P2009024388	Wilmington	DE		07/13/2022		731		(41)			(41)		691	691			
P2009023879	Barstow	CA		08/10/2022		611		(19)			(19)		592	592			
P2009024028	Riverview	FL		06/15/2022		1,869		(27)			(27)		1,842	1,842			
P5220619680	Chapel Hill	NC		08/10/2022		701		(30)			(30)		670	670			
P2009024145	Haines City	FL		07/13/2022		953		(47)			(47)		906	906			
P5220317676	Tampa	FL		07/27/2022		806		(37)			(37)		769	769			
P2009024220	Antioch	CA		07/13/2022		1,216		(51)			(51)		1,165	1,165			
P2009024027	Flower Mound	TX		07/13/2022		861		(21)			(21)		840	840			
P4220619929	Discovery Bay	CA		08/24/2022		4,262		(79)			(79)		4,184	4,184			
P2009024425	YORKTOWN	VA		08/10/2022		945		(49)			(49)		896	896			
P5220317435	Roslyn	PA		06/15/2022		1,021		(62)			(62)		959	959			
P5220418288	Alpharetta	GA		06/29/2022		2,512	1				1		2,512	2,512			
P2009023807	Elizabeth	NJ		06/15/2022		2,011		(107)			(107)		1,904	1,904			
P4220418448	Co Spgs	CO		06/29/2022		679		(23)			(23)		655	655			
P2009023609	Smyrna	GA		06/02/2022		1,914		(117)			(117)		1,798	1,798			
P4220317542	Telluride	CO		06/15/2022													
P5220418562	Andover	KS		06/29/2022		1,051		(31)			(31)		1,020	1,020			
P2009024453	Oxon Hill	MD		08/24/2022		606		(29)			(29)		577	577			
P5220418427	Stone Mountain	GA		07/13/2022		804		(43)			(43)		761	761			
P2009024089	San Jose	CA		07/13/2022		5,084		(86)			(86)		4,998	4,998			
P2009024057	Maricopa	AZ		06/15/2022													
P5220417958	Macon	GA		07/27/2022													
P5220720686	Covington	KY		08/24/2022		522		(22)			(22)		500	500			
P5220519166	Jacksonville	FL		08/10/2022		853		(44)			(44)		809	809			
P2009024465	North St Paul	MIN		07/13/2022		983		(56)			(56)		927	927			
P4220317349	Eastpoint	FL		06/15/2022		1,700		(48)			(48)		1,653	1,653			
P2009024412	Beltsville	MD		07/13/2022		1,404		(78)			(78)		1,326	1,326			
P2009024717	Pembroke Pines	FL		08/10/2022		2,286		(67)			(67)		2,219	2,219			
P5220418622	MIAMI	FL		07/27/2022		2,899		(134)			(134)		2,765	2,765			
P5220619663	Sarasota	FL		08/10/2022		1,191		(35)			(35)		1,156	1,156			
P4220417995	Phoenix	AZ		06/29/2022		2,024		(70)			(70)		1,953	1,953			
P5220417935	NEWPORT BEACH	CA		06/15/2022		2,246		(122)			(122)		2,124	2,124			
P2009024181	Garfield	NJ		08/24/2022		907		(36)			(36)		871	871			
P2009023625	Torrance	CA		08/10/2022		1,521		(75)			(75)		1,445	1,445			
P5220720665	Pawtucket	RI		08/10/2022		1,012		(29)			(29)		983	983			

ANNUAL STATEMENT FOR THE YEAR 2022 OF THE AMERICAN EQUITY INVESTMENT LIFE INSURANCE COMPANY

SCHEDULE B - PART 3

Showing All Mortgage Loans DISPOSED, Transferred or Repaid During the Current Year

1	Location		4	5	6	7	Change in Book Value/Recorded Investment						14	15	16	17	18
	2	3					8	9	10	11	12	13					
Loan Number	City	State	Loan Type	Date Acquired	Disposal Date	Book Value/Recorded Investment Excluding Accrued Interest Prior Year	Unrealized Valuation Increase (Decrease)	Current Year's (Amortization) /Accretion	Current Year's Other-Than-Temporary Impairment Recognized	Capitalized Deferred Interest and Other	Total Change in Book Value (8+9-10+11)	Total Foreign Exchange Change in Book Value	Book Value/Recorded Investment Excluding Accrued Interest on Disposal	Consid-eration	Foreign Exchange Gain (Loss) on Disposal	Realized Gain (Loss) on Disposal	Total Gain (Loss) on Disposal
P5220417811	FORT WALTON BEACH	FL		06/02/2022		1,159		(67)			(67)		1,092	1,092			
P5220620395	Sanger	TX		08/10/2022		878		(26)			(26)		853	853			
P5220620097	Charlotte	NC		08/24/2022		780		(22)			(22)		758	758			
P4220418598	WEST HILLS	CA		06/15/2022		3,354		(133)			(133)		3,222	3,222			
P2009024098	Cedar Hill	TX		07/13/2022		693		(37)			(37)		656	656			
P2009023631	Miami	FL		06/15/2022		3,089		(167)			(167)		2,922	2,922			
P2009024546	Plainfield	IL		07/27/2022		810		(35)			(35)		775	775			
P2009023883	Sarasota	FL		06/15/2022		3,182		(141)			(141)		3,041	3,041			
P5220519007	Palm Springs	CA		07/13/2022													
P5220317786	Austin	TX		06/02/2022													
P2009024253	Los Angeles (Northridge Area)	CA		06/02/2022													
P5220317404	Richmond	VA		06/29/2022		779		(47)			(47)		732	732			
P2009024291	Falls Church	VA		07/13/2022		2,053		(114)			(114)		1,939	1,939			
P5220518864	Burnet	TX		06/29/2022		2,308		(31)			(31)		2,277	2,277			
P5220619739	Yorba Linda	CA		08/10/2022		2,720		(95)			(95)		2,624	2,624			
P2009024746	Frisco	TX		08/24/2022		1,079		(23)			(23)		1,056	1,056			
P2009024332	Woodford	VA		07/27/2022		1,033		(52)			(52)		981	981			
P2009023985	Isalmorada	FL		07/13/2022		11,329		(52)			(52)		11,277	11,277			
P5220418444	Farmington	MI		07/13/2022		345		(18)			(18)		327	327			
P2009024287	Wilmington	NC		08/10/2022		451		(22)			(22)		429	429			
P2009023934	Miami	FL		06/02/2022		2,917		(77)			(77)		2,839	2,839			
P2009024370	Orlando	FL		07/13/2022		983		(40)			(40)		943	943			
P2009024520	Gaithersburg	MD		08/10/2022		757		(15)			(15)		742	742			
P2009024165	Washington	DC		07/13/2022		821		(36)			(36)		785	785			
P5220417946	Fairhope	AL		06/29/2022		3,905		(94)			(94)		3,810	3,810			
P2009023962	Orange	NJ		06/15/2022		966		(59)			(59)		907	907			
P2009024175	South Amboy	NJ		07/13/2022		1,688		(78)			(78)		1,609	1,609			
P2009023975	Pompano Beach	FL		07/13/2022		1,104		(41)			(41)		1,063	1,063			
P5220720564	Leander	TX		08/24/2022		1,365		(59)			(59)		1,306	1,306			
P2009024180	Sterling	VA		07/13/2022		1,812		(59)			(59)		1,753	1,753			
P5220619718	Plano	TX		08/10/2022		1,862		(54)			(54)		1,808	1,808			
P4220317553	Davenport	FL		06/29/2022													
P2009024483	Gaithersburg	MD		07/13/2022		874		(49)			(49)		825	825			
P5220317558	Nashville	TN		06/02/2022		4,848		(295)			(295)		4,553	4,553			
P2009024353	Summerville	SC		07/13/2022		1,028		(57)			(57)		971	971			
P4220417941	Parker	CO		06/15/2022		3,662		(35)			(35)		3,627	3,627			
P2009024075	Downey	CA		07/13/2022		1,929		(89)			(89)		1,840	1,840			
P2009024197	Houston	TX		06/15/2022		880		(22)			(22)		857	857			
P2009024183	Chowchilla	CA		08/10/2022		2,386		(89)			(89)		2,298	2,298			
P4220518706	Holiday	FL		06/29/2022		1,386		(44)			(44)		1,342	1,342			
P5220518643	Franklin	TN		06/15/2022		4,991		(277)			(277)		4,715	4,715			
P5211114868	Lucas	TX		06/29/2022		6,175		(59)			(59)		6,116	6,116			
P5220316889	Summerville	SC		06/02/2022		110,091		(6,015)			(6,015)		104,076	104,076			
P2009024171	Montgomery Village	MD		06/15/2022		1,076		(44)			(44)		1,033	1,033			
P5220518862	Celina	TX		06/29/2022		1,759		(98)			(98)		1,661	1,661			
P2009024472	East Haven	CT		08/10/2022		427		(19)			(19)		407	407			
P5220519547	Miami	FL		08/10/2022		541		(12)			(12)		529	529			
P4220519259	Sunrise	FL		07/27/2022		372		(11)			(11)		362	362			
P5220518729	Austin	TX		06/29/2022		4,624		(79)			(79)		4,544	4,544			
P2009024515	Miami	FL		08/10/2022		1,161		(43)			(43)		1,118	1,118			
P4220619744	Grand Rapids	MI		08/10/2022		197		(6)			(6)		191	191			

ANNUAL STATEMENT FOR THE YEAR 2022 OF THE AMERICAN EQUITY INVESTMENT LIFE INSURANCE COMPANY

SCHEDULE B - PART 3

Showing All Mortgage Loans DISPOSED, Transferred or Repaid During the Current Year

1	Location		4	5	6	7	Change in Book Value/Recorded Investment						14	15	16	17	18
	2	3					8	9	10	11	12	13					
Loan Number	City	State	Loan Type	Date Acquired	Disposal Date	Book Value/Recorded Investment Excluding Accrued Interest Prior Year	Unrealized Valuation Increase (Decrease)	Current Year's (Amortization) /Accretion	Current Year's Other-Than-Temporary Impairment Recognized	Capitalized Deferred Interest and Other	Total Change in Book Value (8+9-10+11)	Total Foreign Exchange Change in Book Value	Book Value/Recorded Investment Excluding Accrued Interest on Disposal	Consid-eration	Foreign Exchange Gain (Loss) on Disposal	Realized Gain (Loss) on Disposal	Total Gain (Loss) on Disposal
P2009024317	Stafford	VA		07/13/2022		1,021		(47)			(47)		974	974			
P4220518821	Tarzana	CA		06/29/2022		2,610		(139)			(139)		2,471	2,471			
P5220620511	Knoxville	TN		08/24/2022		315		(14)			(14)		301	301			
P5220418434	Spring	TX		06/15/2022		1,161		44			44		1,205	1,205			
P5220317734	Studio City	CA		06/02/2022		11,593		(154)			(154)		11,439	11,439			
P5220317717	Kissimmee	FL		06/02/2022		1,002		(40)			(40)		961	961			
P2009024095	Baltimore	MD		07/13/2022		726		(35)			(35)		691	691			
P2009024369	Edgewater	MD		07/27/2022		1,145		(60)			(60)		1,086	1,086			
P4220317606	Baton Rouge	LA		06/02/2022		1,101		(38)			(38)		1,063	1,063			
P2009024334	Reisterstown	MD		07/27/2022		815		(31)			(31)		783	783			
P2009024790	Reston	VA		08/24/2022		596		(26)			(26)		571	571			
P5220216384	EAGLE LAKE	FL		06/02/2022		947		(58)			(58)		890	890			
P2009023910	Laguna Woods	CA		06/15/2022													
P2009024207	Charlotte	NC		07/13/2022		816		(25)			(25)		792	792			
P2009024411	Baltimore	MD		07/13/2022		726		(26)			(26)		700	700			
P4220620481	Friendswood	TX		08/24/2022		836		(24)			(24)		812	812			
P5220518681	Plano	TX		07/13/2022		1,147		(65)			(65)		1,082	1,082			
P4220317744	Oakland	CA		06/02/2022		2,961		1			1		2,962	2,962			
P2009024527	Paso Robles	CA		07/27/2022		1,195		(46)			(46)		1,149	1,149			
P5220418566	LEAD	SD		06/29/2022		2,105		(95)			(95)		2,010	2,010			
P5220721553	Alhambra	CA		08/24/2022													
P5220519054	Philadelphia	PA		06/29/2022		975		(55)			(55)		920	920			
P4220216466	Jacksonville	FL		06/29/2022		1,740		(62)			(62)		1,677	1,677			
P2009024574	Brandywine	MD		08/10/2022		910		(38)			(38)		872	872			
P2009024232	Cheshire	CT		07/13/2022		674		(41)			(41)		633	633			
P2009023968	Jacksonville	FL		07/27/2022		875		(21)			(21)		854	854			
P4220518849	Hoover	AL		06/29/2022		29,730		(935)			(935)		28,795	28,795			
P4220619715	Wimauma	FL		08/10/2022		866		(25)			(25)		841	841			
P5220519019	Cape Canaveral	FL		06/29/2022		2,236		(95)			(95)		2,141	2,141			
P2009024363	Oakland	CA		07/13/2022		32,385		(789)			(789)		31,596	31,596			
P2009023881	LOS ANGELES	CA		06/02/2022		14,299		(569)			(569)		13,730	13,730			
P2009024200	Houston	TX		06/15/2022		866		(41)			(41)		825	825			
P2009024619	Los Angeles	CA		08/24/2022		962		(25)			(25)		937	937			
P5220518645	INDIANAPOLIS	IN		07/13/2022		688		(34)			(34)		655	655			
P2009024318	Aurora	CO		07/13/2022		1,435		(67)			(67)		1,368	1,368			
P4220418019	Lauderhill	FL		06/02/2022		451		(19)			(19)		432	432			
P4220619998	Castle Rock	CO		08/10/2022													
P4220417881	Glendale	AZ		06/29/2022		761		(12)			(12)		749	749			
P2009024100	Irving	TX		07/13/2022		5,016		(36)			(36)		4,980	4,980			
P2009023862	Lockwood	CA		06/15/2022		6,142		(24)			(24)		6,117	6,117			
P2009024033	Pittsburgh	PA		06/15/2022		1,240		(71)			(71)		1,168	1,168			
P2009023549	Seaford	DE		07/13/2022		805		(43)			(43)		762	762			
P4220619854	Denver	CO		08/24/2022		1,519		(28)			(28)		1,491	1,491			
P2009024114	Scottsdale	AZ		06/02/2022		8,150		(245)			(245)		7,905	7,905			
P5220418157	Taunton	MA		07/13/2022		5,719		(304)			(304)		5,414	5,414			
P5220518724	Brandon	FL		07/13/2022		1,663		(52)			(52)		1,611	1,611			
P4220418121	Margate	FL		06/29/2022		457		(8)			(8)		449	449			
P2009024173	New Carrollton	MD		07/13/2022		987		(37)			(37)		950	950			
P2009024230	Manassas	VA		06/15/2022		1,792		(109)			(109)		1,682	1,682			
P2009023961	Round Rock	TX		06/15/2022													
P2009024113	Sarasota	FL		06/15/2022		1,920		(69)			(69)		1,851	1,851			

ANNUAL STATEMENT FOR THE YEAR 2022 OF THE AMERICAN EQUITY INVESTMENT LIFE INSURANCE COMPANY

SCHEDULE B - PART 3

Showing All Mortgage Loans DISPOSED, Transferred or Repaid During the Current Year

1	Location		4	5	6	7	Change in Book Value/Recorded Investment						14	15	16	17	18
	2	3					8	9	10	11	12	13					
Loan Number	City	State	Loan Type	Date Acquired	Disposal Date	Book Value/Recorded Investment Excluding Accrued Interest Prior Year	Unrealized Valuation Increase (Decrease)	Current Year's (Amortization) /Accretion	Current Year's Other-Than-Temporary Impairment Recognized	Capitalized Deferred Interest and Other	Total Change in Book Value (8+9-10+11)	Total Foreign Exchange Change in Book Value	Book Value/Recorded Investment Excluding Accrued Interest on Disposal	Consid-eration	Foreign Exchange Gain (Loss) on Disposal	Realized Gain (Loss) on Disposal	Total Gain (Loss) on Disposal
P5220519382	El Dorado Hills	CA		..07/13/2022		5,446		..48			..48		5,494	5,494			
P2009024568	N Plainfield	NJ		..08/24/2022		853		..(11)			..(11)		842	842			
P5220317673	Reunion	FL		..06/02/2022		2,078		..(88)			..(88)		1,989	1,989			
P5220418625	Winter Haven	FL		..07/13/2022		962		..(31)			..(31)		931	931			
P5220317344	Tampa	FL		..06/02/2022		1,027		..(63)			..(63)		964	964			
P2009024386	Bradenton	FL		..08/10/2022													
P2009024234	Terrell	TX		..07/13/2022		967		..(48)			..(48)		920	920			
P2009024638	Perris	CA		..08/24/2022		2,145		..86			..86		2,232	2,232			
P4220418411	Freeport	TX		..06/15/2022		1,388		..(25)			..(25)		1,363	1,363			
P4220418097	Los Angeles	CA		..06/29/2022		2,219		..(133)			..(133)		2,086	2,086			
P2009024056	Ellicott City	MD		..06/02/2022		4,580		..(180)			..(180)		4,400	4,400			
P2009024017	Fresno	CA		..06/15/2022		1,452		..(71)			..(71)		1,381	1,381			
P2009024490	Baltimore	MD		..07/27/2022		713		..(35)			..(35)		678	678			
P2009024285	Selma	CA		..07/13/2022		822		..(32)			..(32)		791	791			
P2009023890	Winter Park	FL		..07/13/2022		1,943		..(104)			..(104)		1,839	1,839			
P2009024512	Annandale	VA		..07/13/2022		578		..(23)			..(23)		555	555			
P5220519162	Broken Bow	OK		..07/13/2022		3,036		..(185)			..(185)		2,851	2,851			
P2009024315	Oak Hills	CA		..07/13/2022		2,304		..(78)			..(78)		2,226	2,226			
P2009024521	Baltimore	MD		..07/27/2022		571		..(23)			..(23)		548	548			
P2009024108	Piperton	TN		..07/13/2022		448		..(23)			..(23)		425	425			
P2009024231	Salt Lake Cty	UT		..07/13/2022		2,545		..(142)			..(142)		2,402	2,402			
P4220518801	Ponte Vedra Beach	FL		..06/29/2022													
P2009024021	Park Hill	OK		..07/27/2022		3,270		..(54)			..(54)		3,216	3,216			
P2009024087	N Chesterfield	VA		..06/15/2022		1,068		..(63)			..(63)		1,006	1,006			
P5220418614	Scottsdale	AZ		..06/15/2022		5,386		..(84)			..(84)		5,302	5,302			
P4220216598	Puyallup	WA		..06/02/2022													
P5220518636	Newburgh	NY		..07/13/2022													
P2009024394	Riverside	NJ		..07/27/2022		1,861		..(99)			..(99)		1,761	1,761			
P2009024309	Lewes	DE		..07/27/2022		4,275		..(95)			..(95)		4,180	4,180			
P4220418572	Irvine	CA		..06/15/2022		8,498		..(194)			..(194)		8,305	8,305			
P2009024591	Wyoming	MI		..07/27/2022		664		..(29)			..(29)		635	635			
P2009024539	Eatontown	NJ		..08/24/2022		733		..(7)			..(7)		725	725			
P2009024250	Scottsdale	AZ		..06/02/2022		3,149		..(18)			..(18)		3,131	3,131			
P5220619710	Hebron	KY		..08/10/2022		494		..(14)			..(14)		480	480			
P2009023882	GARDEN GROVE	CA		..06/29/2022													
P2009024215	Forked River	NJ		..07/13/2022		220		..(7)			..(7)		212	212			
P5220519316	Newberg	OR		..07/27/2022		4,704		..(154)			..(154)		4,550	4,550			
P2009024229	Marvin	NC		..07/13/2022		1,543		..(83)			..(83)		1,461	1,461			
P4220518669	Moreno Valley	CA		..06/29/2022													
P4220720864	Las Vegas	NV		..08/24/2022		1,453		..(45)			..(45)		1,409	1,409			
P5220619608	McKinney	TX		..11/15/2022		1,171		..(30)			..(30)		1,141	1,141			
P2009023958	Spring	TX		..06/02/2022		19,799		..(682)			..(682)		19,117	19,117			
P2009024305	Romeoville	IL		..07/27/2022		1,989		..(86)			..(86)		1,903	1,903			
P2009024311	Newark	NJ		..07/13/2022		1,066		..(52)			..(52)		1,014	1,014			
P2009024343	Boonsboro	MD		..07/27/2022		1,051		..(44)			..(44)		1,007	1,007			
P2009024204	Fillmore	UT		..06/15/2022		1,065		..(53)			..(53)		1,012	1,012			
P2009024192	Merced	CA		..07/13/2022		1,017		..1			..1		1,018	1,018			
P2009023789	Miami	FL		..07/27/2022		1,154		..(42)			..(42)		1,113	1,113			
P5220418035	Kingsland	TX		..06/15/2022		857		..(35)			..(35)		822	822			
P5220518978	HEBRON	KY		..07/27/2022		1,022		..(55)			..(55)		968	968			
P5220116030	Goodrich	TX		..08/10/2022		1,232		..(36)			..(36)		1,196	1,196			

ANNUAL STATEMENT FOR THE YEAR 2022 OF THE AMERICAN EQUITY INVESTMENT LIFE INSURANCE COMPANY

SCHEDULE B - PART 3

Showing All Mortgage Loans DISPOSED, Transferred or Repaid During the Current Year

1	Location		4	5	6	7	Change in Book Value/Recorded Investment						14	15	16	17	18
	2	3					8	9	10	11	12	13					
Loan Number	City	State	Loan Type	Date Acquired	Disposal Date	Book Value/Recorded Investment Excluding Accrued Interest Prior Year	Unrealized Valuation Increase (Decrease)	Current Year's (Amortization) /Accretion	Current Year's Other-Than-Temporary Impairment Recognized	Capitalized Deferred Interest and Other	Total Change in Book Value (8+9-10+11)	Total Foreign Exchange Change in Book Value	Book Value/Recorded Investment Excluding Accrued Interest on Disposal	Consid-eration	Foreign Exchange Gain (Loss) on Disposal	Realized Gain (Loss) on Disposal	Total Gain (Loss) on Disposal
P5220519123	Philipsburg	PA		08/10/2022		1,825		(78)			(78)		1,747		1,747		
P5220518798	OAK LAWN	IL		07/13/2022		406		(22)			(22)		384		384		
P2009024134	Charlotte	NC		06/02/2022		906		(55)			(55)		851		851		
P2009024195	Waller	TX		08/24/2022		1,228		(29)			(29)		1,199		1,199		
P5220519198	Hebron	IN		08/10/2022		472		(25)			(25)		447		447		
P5220518856	Las Vegas	NV		06/29/2022													
P4220720620	Woodstock	GA		08/10/2022		955		(28)			(28)		927		927		
P4220518910	Kirkland	WA		06/29/2022													
P2009024068	Houston	TX		07/13/2022		433		(23)			(23)		410		410		
P2009024482	Evergreen	CO		07/13/2022		6							6		6		
P2009023772	Laveen	AZ		06/15/2022		2,735		(69)			(69)		2,666		2,666		
P5220316920	Miami	FL		06/15/2022		1,927		(67)			(67)		1,860		1,860		
P5220317600	Shasta Lake	CA		06/29/2022		679		(37)			(37)		641		641		
P5220619748	Galena Park	TX		08/10/2022		729		(21)			(21)		708		708		
P2009024709	Aurora	IL		08/24/2022		272		(12)			(12)		260		260		
P4220418604	Newport News	VA		06/29/2022		863		(53)			(53)		810		810		
P2009024725	Brandon	FL		08/24/2022		323		(14)			(14)		309		309		
P2009024419	Miami	FL		07/27/2022		981		(51)			(51)		930		930		
P5220418198	Detroit	MI		06/29/2022		348		(21)			(21)		327		327		
P5220519022	North Palm Beach	FL		06/29/2022		1,217		(51)			(51)		1,166		1,166		
P2009023923	Lawrenceville	GA		07/13/2022		1,720		(7)			(7)		1,713		1,713		
P2009024182	La Porte	TX		06/15/2022		655		(40)			(40)		615		615		
P4220721419	Memphis	TN		08/24/2022		10,477		(305)			(305)		10,172		10,172		
P2009024187	Palmdale	CA		06/02/2022		23,814		(1,020)			(1,020)		22,794		22,794		
P5220317709	HOUSTON	TX		06/29/2022		362		(6)			(6)		356		356		
P5220216760	DELTA	CO		06/15/2022		2,194		(129)			(129)		2,065		2,065		
P2009024257	Atlanta	GA		06/02/2022													
P4220720578	Edinburg	VA		08/10/2022		3,528		(103)			(103)		3,425		3,425		
P5220317125	Kodak	TN		06/29/2022		2,795		(132)			(132)		2,663		2,663		
P4220418118	Miami	FL		06/02/2022		1,273		(52)			(52)		1,221		1,221		
P2009024390	Bluffton	SC		07/13/2022		1,026		(58)			(58)		968		968		
P4220518876	Davenport	FL		06/29/2022		1,671		(41)			(41)		1,630		1,630		
P5220317632	ROCHESTER	NY		06/02/2022		685		(42)			(42)		644		644		
P5220418549	Tucson	AZ		07/27/2022		1,065		(50)			(50)		1,015		1,015		
P2009024456	Houston	TX		07/27/2022		2,202		(124)			(124)		2,078		2,078		
P5220317740	Denton	TX		06/29/2022		975		(54)			(54)		921		921		
P5220620404	Pahrump	NV		08/24/2022		463		(20)			(20)		443		443		
P4220418380	Rossville	GA		06/29/2022		1,140		(22)			(22)		1,118		1,118		
P5220619637	Orlando	FL		08/10/2022		233		(7)			(7)		227		227		
P2009023954	Houston	TX		06/02/2022		41,361		(2,377)			(2,377)		38,984		38,984		
P2009024379	Missouri City	TX		07/13/2022		567		(33)			(33)		534		534		
P4220317518	Broomall	PA		06/02/2022		876		(47)			(47)		828		828		
P2009024551	Fresno	CA		08/10/2022		410							410		410		
P2009024049	St George	UT		07/13/2022		981		(8)			(8)		973		973		
P5220418358	Los Angeles	CA		06/02/2022		4,909		(233)			(233)		4,677		4,677		
P5220317293	Richmond	VA		06/15/2022		1,168		(57)			(57)		1,111		1,111		
P4220317662	Nokomis	FL		07/13/2022		1,558		(31)			(31)		1,527		1,527		
P2009024055	North Aurora	IL		07/13/2022		1,519		(65)			(65)		1,454		1,454		
P4220518860	Tamarac	FL		06/15/2022		414		(23)			(23)		391		391		
P2009024393	Mesquite	TX		07/13/2022		500		(24)			(24)		476		476		
P5220417943	McKinney	TX		06/29/2022		2,876		(150)			(150)		2,726		2,726		

ANNUAL STATEMENT FOR THE YEAR 2022 OF THE AMERICAN EQUITY INVESTMENT LIFE INSURANCE COMPANY

SCHEDULE B - PART 3

Showing All Mortgage Loans DISPOSED, Transferred or Repaid During the Current Year

1	Location		4	5	6	7	Change in Book Value/Recorded Investment						14	15	16	17	18
	2	3					8	9	10	11	12	13					
Loan Number	City	State	Loan Type	Date Acquired	Disposal Date	Book Value/ Recorded Investment Excluding Accrued Interest Prior Year	Unrealized Valuation Increase (Decrease)	Current Year's (Amortization) /Accretion	Current Year's Other-Than-Temporary Impairment Recognized	Capitalized Deferred Interest and Other	Total Change in Book Value (8+9-10+11)	Total Foreign Exchange Change in Book Value	Book Value/ Recorded Investment Excluding Accrued Interest on Disposal	Consid-eration	Foreign Exchange Gain (Loss) on Disposal	Realized Gain (Loss) on Disposal	Total Gain (Loss) on Disposal
P4220317692	Austin	TX06/29/2022 1,524 (53) (53) 1,471 1,471
P2009024346	Sewickley	PA07/13/2022 903 (26) (26) 877 877
0800004	LEBANON	OH12/31/2020 275,060 252,944
0800005	DAYTON	TX12/31/2020 11,533,562 322,351
0900252	CHATTANOOGA	TN12/31/2020 1,715,424 175,993
0900447	MEMPHIS	TX05/10/2005 122,833 59,800
0900509	ALBUQUERQUE	NM09/15/2005 137,966 85,987
0900510	ALBUQUERQUE	NM09/15/2005 64,188 40,006
0900678	FOUNTAIN HILL	AZ05/11/2006 947,560 11,832
0900755	TUALATIN	OR10/11/2006 229,878 104,460
0900767	ANN ARBOR	MI04/30/2007 204,585 119,241
0900783	GARDENDALE	AL02/16/2007 187,035 72,734
0900863	MADISON HEIGHTS	MI09/12/2007 336,607 103,008
0900864	BRIGHTON	MI09/12/2007 646,284 197,776
0900932	DALLAS	TX12/13/2007 394,188 111,845
0900984	MARTINSBURG	WV03/17/2008 140,253 123,756
0901092	CLOVER	SC12/31/2020 570,190 69,608
0901172	BETHESDA	MD07/30/2009 1,280,465 240,413
0901187	DALLAS	TX08/17/2009 526,963 91,493
0901195	MARTINSBURG	WV11/09/2009 1,221,333 356,214
0901205	AUSTIN	TX10/30/2009 1,194,887 218,333
0901233	OVERLAND PARK	KS02/01/2010 1,397,675 410,095
0901261	HELENA	MT05/06/2010 117,814 30,035
0901290	VANDALIA	OH08/05/2010 806,892 196,373
0901325	BEAUMONT	TX12/02/2010 233,908 50,950
0901331	CARROLLTON	TX10/08/2010 584,927 81,696
0901334	CLEVELAND	OH12/09/2010 714,294 153,177
0901345	RANCHO SANTA MARGARITA	CA12/20/2010 778,080 105,617
0901366	EL PASO	TX11/22/2010 514,838 113,138
0901368	HOUSTON	TX01/13/2011 835,457 111,680
0901403	TEMPE	AZ02/28/2011 790,456 168,828
0901444	NATIONAL CITY	CA06/13/2011 537,436 101,476
0901445	HEBRON	KY05/11/2011 396,965 79,346
0901475	HUNTSVILLE	AL06/30/2011 669,388 83,188
0901482	JACKSON	MS07/21/2011 413,335 77,212
0901535	SALT LAKE CITY	UT10/18/2011 613,580 77,376
0901571	HARRISON CITY	PA04/30/2012 7,024,492 203,455
0901579	JACKSON	MS04/17/2012 4,791,844 75,716
0901602	TIGARD	OR06/13/2012 1,067,339 98,476
0901610	SPRINGFIELD	MO06/27/2012 1,114,246 123,516
0901616	ANDERSON	IN07/12/2012 3,774,811 54,579
0901636	PASADENA	CA09/04/2012 2,818,382 299,403
0901643	SNELVILLE	GA10/01/2012 719,679 70,121
0901644	KALAMAZOO	MI09/20/2012 799,706 364,202
0901645	WEST SENECA	NY10/18/2012 1,651,688 172,961
0901646	BENICIA	CA09/05/2012 479,898 72,233
0901651	MILL VALLEY	CA09/25/2012 1,400,313 208,287
0901654	CAMARILLO	CA09/28/2012 1,088,189 23,153
0901655	CITY OF LEON VALLEY	TX10/10/2012 743,318 77,501
0901661	PINSON	AL11/20/2012 2,196,862 325,866
0901665	ATLANTA	GA11/13/2012 1,599,150 166,452

ANNUAL STATEMENT FOR THE YEAR 2022 OF THE AMERICAN EQUITY INVESTMENT LIFE INSURANCE COMPANY

SCHEDULE B - PART 3

Showing All Mortgage Loans DISPOSED, Transferred or Repaid During the Current Year

1	Location		4	5	6	7	Change in Book Value/Recorded Investment						14	15	16	17	18
	2	3					8	9	10	11	12	13					
Loan Number	City	State	Loan Type	Date Acquired	Disposal Date	Book Value/ Recorded Investment Excluding Accrued Interest Prior Year	Unrealized Valuation Increase (Decrease)	Current Year's (Amortization) /Accretion	Current Year's Other- Than- Temporary Impairment Recognized	Capitalized Deferred Interest and Other	Total Change in Book Value (8+9-10+11)	Total Foreign Exchange Change in Book Value	Book Value/ Recorded Investment Excluding Accrued Interest on Disposal	Consid- eration	Foreign Exchange Gain (Loss) on Disposal	Realized Gain (Loss) on Disposal	Total Gain (Loss) on Disposal
0901668	FOLSOM	PA		12/18/2012		1,027,892								105,720			
0901678	BROKEN ARROW	OK		12/12/2012		1,136,912								58,741			
0901679	PHENIX CITY	AL		12/14/2012		1,763,131								180,543			
0901682	MARYVILLE	TN		12/13/2012		1,482,400								155,576			
0901688	NEW HOPE	MN		12/27/2012		1,042,538								43,914			
0901691	ST CLOUD	MN		12/20/2012		2,033,851								71,318			
0901695	BENSALEM	PA		01/08/2013		5,941,465								33,332			
0901701	SNYDER	TX		02/20/2013		1,504,546								8,054			
0901703	PACE	FL		02/01/2013		2,390,987								41,331			
0901707	TUCSON	AZ		03/28/2013		3,911,778								386,086			
0901708	ORANGE	CA		01/30/2013		2,103,522								74,687			
0901709	MINNEAPOLIS	MN		02/12/2013		3,628,776								153,823			
0901713	CRESTVIEW HILLS	KY		02/26/2013		979,810								218,528			
0901716	KENNESAW	GA		02/28/2013		873,698								88,237			
0901717	WEST PALM BEACH	FL		03/05/2013		2,342,564								162,343			
0901718	WOODSIDE	NY		03/25/2013		5,260,833								166,714			
0901720	WASHINGTON	DC		03/11/2013		3,159,246								77,232			
0901721	TAKOMA PARK	MD		03/11/2013		1,155,822								28,256			
0901722	CHICAGO	IL		05/17/2013		1,199,907								116,208			
0901730	BLAINE	MN		04/01/2013		2,304,169								235,242			
0901731	SAN ANTONIO	TX		04/18/2013		1,192,566								3,839			
0901734	ROMEDEVILLE	IL		04/30/2013		872,532								86,857			
0901735	FOUNTAIN VALLEY	CA		04/10/2013		1,222,576								52,915			
0901738	HIGHLAND PARK	IL		04/16/2013		2,697,573								113,865			
0901743	EAGAN	MN		04/01/2013		1,152,326								115,394			
0901746	MOBILE	AL		05/24/2013		633,115								84,653			
0901749	SAN DIEGO	CA		06/25/2013		2,289,207								39,505			
0901751	HAMBURG	NY		05/09/2013		694,668								10,929			
0901753	KIRKLAND	WA		04/30/2013		913,691								126,049			
0901757	WOODBRIIDGE	VA		05/31/2013		811,490								5,386			
0901760	SPRING	TX		05/30/2013		2,226,536								84,487			
0901764	MOBILE	AL		06/18/2013		1,042,795								108,480			
0901766	LA PUENTE	CA		06/03/2013		303,243								60,919			
0901767	MILL VALLEY	CA		06/10/2013		609,772								80,204			
0901773	SOUTHAVEN	MS		07/08/2013		511,808								118,591			
0901775	PHOENIX	AZ		07/10/2013		2,944,757								71,244			
0901777	ROCKY MOUNT	NC		06/26/2013		1,600,013								154,933			
0901782	AGOURA HILLS	CA		08/14/2013		1,444,659								138,742			
0901785	TUCSON	AZ		07/03/2013		2,037,001								61,546			
0901788	FERGUSON	MO		08/13/2013		4,068,240								171,293			
0901794	BOYNTON BEACH	FL		12/31/2020		1,958,655								79,418			
0901797	ELLSVILLE	MO		08/13/2013		6,199,223								261,019			
0901801	STONE MOUNTAIN	GA		08/14/2013		4,529,071								159,936			
0901803	HAMBURG	NY		08/15/2013		2,813,612								57,235			
0901805	BIRMINGHAM	AL		09/03/2013		5,899,550								376,182			
0901808	ANN ARBOR	MI		08/29/2013		1,325,847								125,254			
0901809	PERRY	GA		07/31/2013		1,494,322								97,024			
0901820	CARROLLTON	GA		09/26/2013		891,821								81,191			
0901821	ATHENS	GA		09/26/2013		1,564,599								142,440			
0901822	MIAMI	FL		09/25/2013		2,555,536								32,341			
0901823	EL PASO	TX		10/17/2013		1,924,005								240,562			

ANNUAL STATEMENT FOR THE YEAR 2022 OF THE AMERICAN EQUITY INVESTMENT LIFE INSURANCE COMPANY

SCHEDULE B - PART 3

Showing All Mortgage Loans DISPOSED, Transferred or Repaid During the Current Year

1	Location		4	5	6	7	Change in Book Value/Recorded Investment						14	15	16	17	18
	2	3					8	9	10	11	12	13					
Loan Number	City	State	Loan Type	Date Acquired	Disposal Date	Book Value/Recorded Investment Excluding Accrued Interest Prior Year	Unrealized Valuation Increase (Decrease)	Current Year's (Amortization) /Accretion	Current Year's Other-Than-Temporary Impairment Recognized	Capitalized Deferred Interest and Other	Total Change in Book Value (8+9-10+11)	Total Foreign Exchange Change in Book Value	Book Value/Recorded Investment Excluding Accrued Interest on Disposal	Consid-eration	Foreign Exchange Gain (Loss) on Disposal	Realized Gain (Loss) on Disposal	Total Gain (Loss) on Disposal
0901824	SPRING HILL	KS		10/03/2013		718,779								169,651			
0901828	INDIANAPOLIS	IN		09/19/2013		2,328,637								296,599			
0901829	ADDISON	IL		10/10/2013		6,695,289								35,469			
0901844	HOUSTON	TX		11/12/2013		962,824								48,780			
0901846	MEMPHIS	TN		01/15/2014		7,476,332								286,487			
0901847	KENNESAW	GA		11/01/2013		1,453,006								88,704			
0901849	SHERWOOD	OR		12/18/2013		1,524,953								134,581			
0901857	NEW YORK	NY		11/22/2013		2,192,360								194,916			
0901863	CHITTENANGO	NY		12/19/2013		1,923,004								168,677			
0901871	CHANHASSEN	MN		01/21/2014		3,767,354								186,727			
0901872	ARDMORE	PA		01/07/2014		1,029,333								38,530			
0901873	BROOKFIELD	WI		01/17/2014		8,221,495								160,688			
0901875	CHARLOTTE	NC		01/16/2014		1,171,274								36,339			
0901881	VIRGINIA BEACH	VA		01/31/2014		1,226,748								106,381			
0901882	EXTON	PA		01/23/2014		527,964								62,202			
0901887	FORT WAYNE	IN		03/17/2014		5,371,204								676,348			
0901893	MIDLOTHIAN	VA		03/27/2014		1,821,597								66,392			
0901894	MARIETTA	GA		04/10/2014		3,271,411								78,817			
0901896	TUCSON	AZ		03/27/2014		1,463,678								21,419			
0901898	ODESSA	TX		04/30/2014		1,830,318								156,845			
0901899	ODESSA	TX		04/30/2014		2,091,792								179,251			
0901902	MEBANE	NC		05/01/2014		6,286,419								228,675			
0901907	SOUTHAVEN	MS		05/14/2014		1,492,984								90,088			
0901911	NEW HUDSON	MI		06/02/2014		2,667,783								219,668			
0901912	BLOOMFIELD HILLS	MI		06/02/2014		2,809,873								230,147			
0901913	HOUSTON	TX		06/05/2014		3,039,254								108,916			
0901915	GAINESVILLE	FL		06/25/2014		4,264,291								165,523			
0901916	CRANBURY	NJ		09/09/2014		511,891								173,277			
0901917	RIALTO	CA		06/16/2014		3,653,836								89,544			
0901919	KATY	TX		07/21/2014		2,968,179								171,054			
0901920	FORT WORTH	TX		10/01/2014		5,942,339								476,494			
0901921	CHESAPEAKE	MD		06/30/2014		5,876,335								107,149			
0901922	WINCHESTER	KY		07/30/2014		3,635,067								136,453			
0901923	DOTHAN	AL		10/01/2014		1,794,900								64,058			
0901926	MINNETONKA	MN		07/29/2014		4,189,861								182,681			
0901927	LONG BEACH	CA		08/18/2014		1,972,047								29,557			
0901928	ANNADALE	VA		09/02/2014		2,884,611								103,505			
0901930	CHICAGO	IL		07/31/2014		2,124,674								78,106			
0901931	AMES	IA		09/18/2014		2,458,817								197,108			
0901932	KENNESAW	GA		09/17/2014		1,683,493								136,706			
0901933	CRANBURY	NJ		12/02/2014		1,645,907								172,736			
0901934	AUSTIN	TX		10/21/2014		2,317,084								82,157			
0901937	LOUISVILLE	KY		10/31/2014		1,991,631								68,383			
0901942	READINGTON	NJ		12/23/2014		7,705,427								820,922			
0901943	LOPATCONG TOWNSHIP/PHILLIPSBURG	NJ		12/23/2014		8,079,800								700,945			
0901944	SEATTLE	WA		02/09/2015		2,960,507								76,130			
0901945	BRENTWOOD	CA		12/01/2014		3,711,285								78,000			
0901946	MADISON	TN		01/06/2015		546,436								201,605			
0901947	CHICAGO	IL		12/12/2014		2,445,903								261,952			
0901948	CHICAGO	IL		12/12/2014		2,115,706								226,588			
0901951	ROUND ROCK	TX		02/25/2015		1,750,381								9,973			

ANNUAL STATEMENT FOR THE YEAR 2022 OF THE AMERICAN EQUITY INVESTMENT LIFE INSURANCE COMPANY

SCHEDULE B - PART 3

Showing All Mortgage Loans DISPOSED, Transferred or Repaid During the Current Year

1	Location		4	5	6	7	Change in Book Value/Recorded Investment						14	15	16	17	18
	2	3					8	9	10	11	12	13					
Loan Number	City	State	Loan Type	Date Acquired	Disposal Date	Book Value/Recorded Investment Excluding Accrued Interest Prior Year	Unrealized Valuation Increase (Decrease)	Current Year's (Amortization) /Accretion	Current Year's Other-Than-Temporary Impairment Recognized	Capitalized Deferred Interest and Other	Total Change in Book Value (8+9-10+11)	Total Foreign Exchange Change in Book Value	Book Value/Recorded Investment Excluding Accrued Interest on Disposal	Consid-eration	Foreign Exchange Gain (Loss) on Disposal	Realized Gain (Loss) on Disposal	Total Gain (Loss) on Disposal
0901954	SARTELL	MINN.		12/17/2014		4,508,060								168,236			
0901956	KENNESAW	GA.		12/17/2014		1,562,914								136,050			
0901959	TUCSON	AZ		12/23/2014		1,287,952								134,454			
0901960	WEST VALLEY CITY	UT		03/02/2015		5,368,674								196,587			
0901961	VALENCIA	CA		12/30/2014		3,377,440								274,045			
0901963	GRAND FORKS	ND		12/30/2014		2,054,453								75,858			
0901965	THOUSAND OAKS	CA		07/14/2015		3,078,877								51,151			
0901968	ORO VALLEY	AZ		01/28/2015		1,564,711								57,599			
0901969	MUKILTEO	WA		01/30/2015		934,603								97,035			
0901972	JACKSON	MS		02/11/2015		3,874,630								59,112			
0901973	TUCSON	AZ		02/10/2015		4,111,327								152,315			
0901978	HAMBURG	NY		03/13/2015		766,655								9,552			
0901979	ROCK TAVERN	NY		12/23/2014		1,206,468								128,535			
0901980	AMELIA	OH		03/31/2015		3,368,492								196,508			
0901982	OAK CREEK	WI		03/11/2015		3,493,559								54,300			
0901983	MONTICELLO	MN		04/28/2015		1,225,728								93,709			
0901985	BRIDGETON	MO		03/16/2015		3,222,360								19,005			
0901986	LOUISVILLE	KY		04/29/2015		2,969,948								134,389			
0901987	BIRMINGHAM	AL		03/02/2015		2,702,722								210,470			
0901989	STERLING HEIGHTS	MI		06/17/2015		3,667,152								301,570			
0901990	DURHAM	NC		03/24/2015		1,124,524								80,307			
0901991	BRONX	NY		04/30/2015		6,818,459								253,207			
0901992	OCOE	FL		04/28/2015		3,897,879								138,895			
0901994	HILLSBORO	OR		04/30/2015		2,991,055								27,032			
0901995	BROOKFIELD	WI		04/13/2015		4,267,280								163,185			
0901996	BROOKFIELD	WI		04/10/2015		1,518,167								58,056			
0901998	OMAHA	NE		05/15/2015		3,871,196								305,878			
0901999	MIDDLEBURG HEIGHTS	OH		04/23/2015		2,989,664								173,019			
0902000	FULLERTON	CA		04/30/2015		5,982,110								216,263			
0902001	ALBUQUERQUE	NM		04/28/2015		4,833,746								157,220			
0902004	LAS VEGAS	NV		05/14/2015		2,081,892								207,955			
0902005	HOLDEN	MA		07/01/2015		8,589,565								122,844			
0902007	MENDOTA HEIGHTS	MINN.		06/11/2015		3,259,282								116,339			
0902008	SAN JOSE	CA		05/21/2015		1,452,101								111,520			
0902009	SAN JOSE	CA		05/28/2015		3,065,628								77,690			
0902010	TUALATIN	OR		05/21/2015		3,731,051								136,998			
0902012	FARMERS BRANCH	TX		06/01/2015		2,376,019								182,991			
0902013	FULLERTON	CA		06/04/2015		2,192,448								55,573			
0902015	HUNTINGTON BEACH	CA		09/01/2015		6,588,845								167,723			
0902016	AUSTIN	TX		06/19/2015		1,376,390								135,301			
0902017	SAN JOSE	CA		07/06/2015		5,997,942								455,764			
0902019	ORANGE	CA		06/18/2015		1,657,251								61,666			
0902020	SALEM	OR		06/16/2015		1,562,856								178,076			
0902022	WARREN	MI		06/17/2015		2,102,060								224,611			
0902025	ANNAPOLIS	MD		07/01/2015		6,222,168								229,479			
0902027	COLLEYVILLE	TX		06/26/2015		3,084,674								111,318			
0902029	SAN ANTONIO	TX		06/24/2015		2,012,646								75,410			
0902030	AUBURN	WA		06/25/2015		1,146,854								112,737			
0902034	LAURENCEVILLE	GA		07/23/2015		2,939,818								127,558			
0902035	ST PAUL	MINN.		07/15/2015		3,676,139								284,690			
0902036	ST. LOUIS PARK	MINN.		06/18/2015		8,857,235								323,139			

ANNUAL STATEMENT FOR THE YEAR 2022 OF THE AMERICAN EQUITY INVESTMENT LIFE INSURANCE COMPANY

SCHEDULE B - PART 3

Showing All Mortgage Loans DISPOSED, Transferred or Repaid During the Current Year

1	Location		4	5	6	7	Change in Book Value/Recorded Investment						14	15	16	17	18
	2	3					8	9	10	11	12	13					
Loan Number	City	State	Loan Type	Date Acquired	Disposal Date	Book Value/Recorded Investment Excluding Accrued Interest Prior Year	Unrealized Valuation Increase (Decrease)	Current Year's (Amortization) /Accretion	Current Year's Other-Than-Temporary Impairment Recognized	Capitalized Deferred Interest and Other	Total Change in Book Value (8+9-10+11)	Total Foreign Exchange Change in Book Value	Book Value/Recorded Investment Excluding Accrued Interest on Disposal	Consid-eration	Foreign Exchange Gain (Loss) on Disposal	Realized Gain (Loss) on Disposal	Total Gain (Loss) on Disposal
0902037	MISSION VIEJO	CA		09/17/2015		5,466,019								193,618			
0902038	IRVINE	CA		06/30/2015		2,921,472								104,854			
0902039	CORPUS CHRISTI	TX		08/13/2015		1,579,498								117,209			
0902040	PORT ARANSAS	TX		08/13/2015		1,994,027								147,970			
0902042	SOUTH BEND	IN		08/12/2015		900,065								223,096			
0902043	OCOCEE	FL		09/15/2015		934,714								87,830			
0902044	ORLANDO	FL		09/15/2015		1,468,836								138,019			
0902045	MECHANICSVILLE	VA		08/06/2015		8,245,312								292,658			
0902046	VISTA	CA		07/08/2015		5,099,334								42,505			
0902047	POMPANO BEACH	FL		08/14/2015		2,344,839								123,334			
0902048	PEARLAND	TX		08/04/2015		3,463,198								119,159			
0902050	ALBUQUERQUE	NM		08/13/2015		4,831,376								359,110			
0902052	MIDDLETON	WI		08/13/2015		3,803,679								130,436			
0902053	ALPHARETTA	GA		01/05/2016		4,290,324								132,049			
0902054	NASHVILLE	TN		12/01/2015		2,371,839								82,330			
0902055	JACKSONVILLE	FL		10/07/2015		2,230,244								118,190			
0902056	JACKSONVILLE	FL		10/01/2015		3,194,884								170,616			
0902057	SAN JOSE	CA		11/03/2015		3,113,313								74,599			
0902060	CHARLOTTE	NC		10/15/2015		4,043,051								57,014			
0902061	STAFFORD	TX		09/29/2015		3,602,990								263,558			
0902062	FLOWOOD	MS		10/27/2015		2,201,814								95,413			
0902063	BELLEVUE	WA		10/26/2015		5,855,764								426,881			
0902064	EARTH CITY	MO		11/17/2015		2,890,368								98,539			
0902065	EXTON	PA		10/30/2015		4,440,289								154,088			
0902066	SERLING HEIGHTS	MI		01/14/2016		1,776,691								275,018			
0902067	WEST CHESTER	OH		01/11/2016		2,764,297								70,014			
0902068	AUSTIN	TX		12/10/2015		4,260,675								301,761			
0902069	WATAUGA	TX		11/19/2015		3,430,696								119,084			
0902070	SAN ANTONIO	TX		11/12/2015		1,868,264								132,593			
0902071	SHOREWOOD	MN		11/04/2015		5,097,264								174,367			
0902072	PORTLAND	OR		11/30/2015		1,872,302								63,471			
0902074	TUCSON	AZ		12/03/2015		5,467,062								136,457			
0902075	SOUTH JORDAN	UT		11/17/2015		2,815,840								86,020			
0902076	OAKLAND	CA		02/01/2016		10,264,505								344,130			
0902078	ST CLOUD	MN		01/29/2016		7,166,697								243,570			
0902079	BOULDER	CO		12/31/2015		1,501,816								148,478			
0902080	GAINESVILLE	FL		12/30/2015		2,198,305								156,629			
0902081	GAINESVILLE	FL		12/30/2015		2,198,305								156,629			
0902082	ADDISON	TX		12/30/2015		2,639,285								187,824			
0902084	JACKSON	MS		12/21/2015		1,822,186								93,873			
0902088	SEATTLE	WA		01/27/2016		4,784,988								66,985			
0902091	SURPRISE	AZ		03/01/2016		4,306,683								140,286			
0902093	KIRKWOOD	MO		02/16/2016		8,602,645								282,173			
0902096	BRIGHTON	CO		03/24/2016		516,510								87,636			
0902097	HAMBURG	NY		03/08/2016		388,735								10,738			
0902098	WESTMINSTER	CO		03/09/2016		1,904,742								133,041			
0902099	WILSONVILLE	OR		03/17/2016		2,694,268								62,226			
0902101	SAN DIEGO	CA		03/30/2016		18,835,191								152,217			
0902102	MILWAUKEE	WI		02/24/2016		6,651,577								140,471			
0902103	MILWAUKEE	WI		02/24/2016		4,306,777								90,952			
0902104	MADISON	WI		04/26/2016		4,978,982								41,507			

ANNUAL STATEMENT FOR THE YEAR 2022 OF THE AMERICAN EQUITY INVESTMENT LIFE INSURANCE COMPANY

SCHEDULE B - PART 3

Showing All Mortgage Loans DISPOSED, Transferred or Repaid During the Current Year

1	Location		4	5	6	7	Change in Book Value/Recorded Investment						14	15	16	17	18
	2	3					8	9	10	11	12	13					
Loan Number	City	State	Loan Type	Date Acquired	Disposal Date	Book Value/Recorded Investment Excluding Accrued Interest Prior Year	Unrealized Valuation Increase (Decrease)	Current Year's (Amortization) /Accretion	Current Year's Other-Than-Temporary Impairment Recognized	Capitalized Deferred Interest and Other	Total Change in Book Value (8+9-10+11)	Total Foreign Exchange Change in Book Value	Book Value/Recorded Investment Excluding Accrued Interest on Disposal	Consid-eration	Foreign Exchange Gain (Loss) on Disposal	Realized Gain (Loss) on Disposal	Total Gain (Loss) on Disposal
0902105	CANON CITY	CO		04/27/2016		2,815,750								46,619			
0902106	ALBANY	NY		05/13/2016		7,825,937								264,896			
0902108	PORTLAND	OR		05/02/2016		2,452,991								166,375			
0902109	KINGSTON BOROUGH	PA		05/02/2016		3,540,556								116,657			
0902111	DALLAS	TX		05/06/2016		9,016,237								621,342			
0902112	ST. LOUIS	MO		05/24/2016		4,516,027								308,592			
0902113	VANCOUVER	WA		06/01/2016		5,823,072								192,975			
0902114	CHARLOTTE	NC		06/09/2016		1,775,155								58,117			
0902115	NORCO	CA		07/01/2016		3,676,536								121,067			
0902116	EARTH CITY	MO		06/28/2016		9,506,223								314,856			
0902117	TUCSON	AZ		05/19/2016		1,316,722								113,397			
0902118	FLORA	MS		06/13/2016		1,390,065								185,398			
0902119	DEERFIELD	IL		07/12/2016		2,601,913								85,171			
0902120	KENNESAW	GA		10/07/2016		3,853,226								91,202			
0902121	KENNESAW	GA		06/22/2016		7,837,889								500,324			
0902122	ROSWELL	GA		06/23/2016		3,448,711								217,471			
0902123	CONYERS	GA		06/23/2016		2,539,573								160,142			
0902124	SMYRNA	GA		06/23/2016		3,612,861								230,737			
0902125	SMYRNA	GA		06/15/2016		4,627,622								295,646			
0902126	NORCROSS	GA		06/23/2016		2,727,412								171,986			
0902127	CARTERSVILLE	GA		06/15/2016		3,336,512								212,733			
0902128	MARIETTA	GA		06/17/2016		2,906,502								186,674			
0902129	CONYERS	GA		07/07/2016		2,134,484								133,374			
0902130	PANAMA CITY	FL		06/17/2016		3,995,323								254,900			
0902131	CHARLOTTE	NC		06/27/2016		4,164,978								281,654			
0902132	BIRMINGHAM	AL		06/13/2016		5,190,404								127,371			
0902133	HERNANDO	MS		06/30/2016		11,704,017								406,334			
0902134	EAGAN	MN		07/01/2016		1,068,154								91,240			
0902135	TUCSON	AZ		08/08/2016		2,616,099								83,644			
0902136	NEWINGTON	VA		11/01/2016		14,941,967								463,501			
0902137	EDINA	MN		08/09/2016		3,635,678								152,338			
0902138	ALPHARETTA	GA		08/10/2016		3,356,724								225,165			
0902139	CORONA	CA		08/02/2016		5,092,254								173,736			
0902140	AUSTIN	TX		08/19/2016		1,217,347								23,032			
0902141	MENTOR	OH		08/22/2016		2,173,835								70,737			
0902142	ARLINGTON	VA		09/01/2016		1,038,369								34,784			
0902143	LAS VEGAS	NV		09/01/2016		2,744,290								88,260			
0902145	WARREN	MI		09/22/2016		1,972,626								94,679			
0902146	BLACKLICK	OH		10/03/2016		873,297								28,238			
0902147	BLACKLICK (COLUMBUS)	OH		10/03/2016		2,947,378								95,303			
0902148	HARRISBURG	PA		09/30/2016		1,800,164								43,459			
0902149	YORBA LINDA	CA		10/31/2016		1,740,015								57,596			
0902150	JACKSONVILLE	FL		10/25/2016		8,088,888								534,855			
0902151	CHESAPEAKE	VA		11/07/2016		2,028,357								66,730			
0902152	BROWNSVILLE	TX		10/19/2016		6,454,273								431,487			
0902153	RACINE	WI		09/15/2016		2,909,867								129,183			
0902154	CHARLOTTE	NC		10/05/2016		1,870,984								62,058			
0902155	COLORADO SPRINGS	CO		11/09/2016		2,979,965								86,968			
0902156	OREM	UT		10/11/2016		3,929,837								127,071			
0902157	GIG HARBOR	WA		11/22/2016		5,931,111								124,247			
0902159	SNELLVILLE	GA		11/29/2016		2,173,756								73,222			

ANNUAL STATEMENT FOR THE YEAR 2022 OF THE AMERICAN EQUITY INVESTMENT LIFE INSURANCE COMPANY

SCHEDULE B - PART 3

Showing All Mortgage Loans DISPOSED, Transferred or Repaid During the Current Year

1	Location		4	5	6	7	Change in Book Value/Recorded Investment						14	15	16	17	18
	2	3					8	9	10	11	12	13					
Loan Number	City	State	Loan Type	Date Acquired	Disposal Date	Book Value/Recorded Investment Excluding Accrued Interest Prior Year	Unrealized Valuation Increase (Decrease)	Current Year's (Amortization) /Accretion	Current Year's Other-Than-Temporary Impairment Recognized	Capitalized Deferred Interest and Other	Total Change in Book Value (8+9-10+11)	Total Foreign Exchange Change in Book Value	Book Value/Recorded Investment Excluding Accrued Interest on Disposal	Consid-eration	Foreign Exchange Gain (Loss) on Disposal	Realized Gain (Loss) on Disposal	Total Gain (Loss) on Disposal
0902160	LITTLETON	CO		12/01/2016		12,177,134								295,440			
0902161	SAN ANTONIO	TX		12/08/2016		15,715,125								520,087			
0902162	HOUSTON	TX		12/06/2016		978,841								119,917			
0902163	GLEN BURNIE	MD		11/29/2016		6,556,733								210,733			
0902164	SPOKANE VALLEY	WA		12/01/2016		1,922,888								62,522			
0902165	OAKWOOD VILLAGE	OH		12/21/2016		2,723,842								86,500			
0902166	INDEPENDENCE	OH		12/21/2016		1,625,519								51,621			
0902167	SUGAR LAND	TX		01/18/2017		2,787,627								136,383			
0902168	SAN ANTONIO	TX		12/19/2016		2,284,512								72,549			
0902169	CRESTVIEW	FL		03/02/2017		5,915,821								280,606			
0902170	EDEN PRAIRIE	MN		12/01/2016		3,496,160								47,221			
0902172	MIDVALE	UT		04/06/2017		7,038,034								212,764			
0902173	SAN DIEGO	CA		04/11/2017		5,402,953								246,083			
0902174	CYPRESS	CA		01/31/2017		10,070,064								218,073			
0902175	CUMMING	GA		02/01/2017		2,745,296								176,317			
0902176	SAVANNAH	GA		02/01/2017		3,686,541								236,769			
0902177	SAVANNAH	GA		02/01/2017		5,098,408								327,447			
0902178	NORCROSS	GA		02/01/2017		1,435,398								92,189			
0902179	CULVER CITY	CA		02/23/2017		1,357,185								40,383			
0902180	WILMINGTON	DE		02/09/2017		3,712,818								107,214			
0902181	COCOA	FL		01/27/2017		1,251,333								279,450			
0902182	LAS VEGAS	NV		01/18/2017		8,517,470								395,655			
0902183	NOTTINGHAM	MD		02/23/2017		5,760,318								191,396			
0902184	NEWPORT NEWS	VA		03/13/2017		8,084,001								368,737			
0902186	ROCHESTER	NY		03/07/2017		3,395,014								148,985			
0902189	WESTMINSTER	CA		03/23/2017		4,019,825								127,780			
0902190	GAHANNA	OH		02/28/2017		4,941,233								147,568			
0902191	MORAGA	CA		04/13/2017		3,578,068								104,885			
0902192	MAWKATO	MN		03/30/2017		4,825,543								11,112			
0902194	CINCINNATI	OH		03/31/2017		3,662,055								107,245			
0902195	SOUTH JORDAN	UT		05/01/2017		10,769,113								327,955			
0902196	SOUTH JORDAN	UT		05/01/2017		14,329,151								436,370			
0902197	PALANTINE	IL		05/04/2017		1,886,599								54,087			
0902198	CINCINNATI	OH		04/03/2017		2,316,427								67,986			
0902199	TUCSON	AZ		05/04/2017		3,919,142								172,281			
0902201	BASKING RIDGE	NJ		05/11/2017		2,294,003								102,283			
0902202	TUCSON	AZ		06/22/2017		5,264,753								148,636			
0902203	CENTENNIAL	CO		05/30/2017		3,291,802								82,837			
0902205	MILWAUKEE	WI		04/28/2017		8,405,479								342,189			
0902206	MINNETONKA	MN		06/13/2017		11,552,729								451,611			
0902207	CHARLESTON	SC		06/01/2017		4,399,134								195,624			
0902208	DALLAS	TX		07/12/2017		2,683,509								69,114			
0902209	SCOTTSDALE	AZ		05/16/2017		15,217,404								448,946			
0902214	MILWAUKEE	WI		05/25/2017		5,566,455								204,378			
0902215	SPOKANE VALLEY	WA		07/31/2017		8,093,586								209,029			
0902217	SPRINGFIELD	OR		08/01/2017		4,196,333								124,282			
0902218	HAWAIIAN GARDENS	CA		06/29/2017		10,399,962								217,241			
0902220	ORLANDO	FL		08/08/2017		13,071,747								565,570			
0902221	ST. LOUIS	MO		06/22/2017		2,693,740								115,282			
0902222	MESA	AZ		08/10/2017		4,954,252								144,425			
0902223	LIVERPOOL	NY		08/18/2017		3,706,052								77,507			

ANNUAL STATEMENT FOR THE YEAR 2022 OF THE AMERICAN EQUITY INVESTMENT LIFE INSURANCE COMPANY

SCHEDULE B - PART 3

Showing All Mortgage Loans DISPOSED, Transferred or Repaid During the Current Year

1	Location		4	5	6	7	Change in Book Value/Recorded Investment						14	15	16	17	18
	2	3					8	9	10	11	12	13					
Loan Number	City	State	Loan Type	Date Acquired	Disposal Date	Book Value/Recorded Investment Excluding Accrued Interest Prior Year	Unrealized Valuation Increase (Decrease)	Current Year's (Amortization) /Accretion	Current Year's Other-Than-Temporary Impairment Recognized	Capitalized Deferred Interest and Other	Total Change in Book Value (8+9-10+11)	Total Foreign Exchange Change in Book Value	Book Value/Recorded Investment Excluding Accrued Interest on Disposal	Consid-eration	Foreign Exchange Gain (Loss) on Disposal	Realized Gain (Loss) on Disposal	Total Gain (Loss) on Disposal
0902224	LOS ANGELES	CA		09/07/2017		7,659,367								225,803			
0902226	LAKEWOOD	CO		07/25/2017		1,570,335								46,624			
0902227	COSTA MESA	CA		10/04/2017		1,716,877								77,140			
0902228	SEATTLE	WA		11/14/2017		2,711,902								80,093			
0902229	PASADENA	CA		08/30/2017		2,310,305								73,074			
0902230	MESQUITE	TX		09/21/2017		8,053,953								360,120			
0902231	NOTTINGHAM	MD		10/02/2017		15,772,123								361,912			
0902232	WEST DES MOINES	IA		09/28/2017		17,549,620								456,521			
0902233	WILSONVILLE	OR		09/20/2017		2,175,199								46,837			
0902234	ALEXANDRIA	VA		10/02/2017		3,093,943								137,750			
0902235	HALFMOON	NY		09/01/2017		19,785,880								405,790			
0902236	BOISE	ID		10/31/2017		2,226,653								47,215			
0902237	ONTARIO	CA		10/05/2017		2,081,229								60,014			
0902238	FORT WORTH	TX		10/17/2017		2,204,139								95,002			
0902239	VERNON	CA		11/02/2017		2,678,185								158,102			
0902240	LONG BEACH	CA		11/02/2017		4,138,801								239,720			
0902241	WOODLAND HILLS	CA		09/27/2017		3,701,889								79,655			
0902242	ALPHARETTA	GA		10/24/2017		7,182,543								431,844			
0902243	ALPHARETTA	GA		10/24/2017		3,053,092								183,564			
0902244	MARIETTA	GA		10/19/2017		5,624,755								164,244			
0902245	WESTLAKE VILLAGE	CA		10/30/2017		11,095,873								239,943			
0902246	ALPHARETTA	GA		10/31/2017		3,509,323								160,180			
0902247	JACKSONVILLE BEACH	FL		11/28/2017		3,028,291								89,438			
0902248	SAN ANTONIO	TX		10/30/2017		3,391,352								98,285			
0902249	CHARLOTTE	NC		10/12/2017		2,635,608								78,806			
0902250	CHATSORTH	CA		10/25/2017		3,671,614								80,452			
0902255	JACKSONVILLE BEACH	FL		11/28/2017		3,254,283								96,112			
0902256	JACKSONVILLE	FL		11/28/2017		7,412,533								218,922			
0902257	SACRAMENTO	CA		11/30/2017		3,459,103								151,103			
0902258	PORTSMOUTH	VA		10/31/2017		4,300,042								123,527			
0902259	EVERETT	WA		12/27/2017		3,223,719								92,777			
0902260	ESCONDIDO	CA		01/30/2018		2,040,511								60,333			
0902261	GAINESVILLE	GA		01/30/2018		12,119,872								324,390			
0902262	MEMPHIS	TN		02/08/2018		4,734,182								124,307			
0902263	OREM	UT		03/29/2018		6,142,104								259,291			
0902264	WEST GOSHEN TOWNSHIP	PA		03/13/2018		4,206,308								179,057			
0902265	COLLIERVILLE	TN		02/06/2018		9,123,535								259,904			
0902266	SYRACUSE	NY		02/22/2018		1,921,016								53,645			
0902268	MADISON	WI		01/17/2018		1,739,642								75,222			
0902269	SANTA ANA	CA		01/25/2018		22,288,641								464,678			
0902272	HUNTSVILLE	AL		03/06/2018		2,902,832								83,967			
0902273	FREDERICK	MD		05/16/2018		6,795,687								177,223			
0902274	BRADENTON	FL		04/05/2018		2,557,824								137,689			
0902275	RACINE	WI		02/22/2018		5,980,846								277,290			
0902276	FLOWOOD	MS		03/15/2018		1,386,769								57,339			
0902277	FLOWOOD	MS		03/15/2018		1,915,062								79,182			
0902278	HILLIARD	OH		04/12/2018		2,390,546								65,150			
0902279	VIRGINIA BEACH	VA		03/28/2018		2,946,632								82,951			
0902280	LAS VEGAS	NV		03/27/2018		8,143,039								187,984			
0902281	Corona	CA		04/26/2018		2,813,311								57,574			
0902282	Hazelwood	MO		05/17/2018		8,585,692								226,095			

ANNUAL STATEMENT FOR THE YEAR 2022 OF THE AMERICAN EQUITY INVESTMENT LIFE INSURANCE COMPANY

SCHEDULE B - PART 3

Showing All Mortgage Loans DISPOSED, Transferred or Repaid During the Current Year

1	Location		4	5	6	7	Change in Book Value/Recorded Investment						14	15	16	17	18
	2	3					8	9	10	11	12	13					
Loan Number	City	State	Loan Type	Date Acquired	Disposal Date	Book Value/Recorded Investment Excluding Accrued Interest Prior Year	Unrealized Valuation Increase (Decrease)	Current Year's (Amortization) /Accretion	Current Year's Other-Than-Temporary Impairment Recognized	Capitalized Deferred Interest and Other	Total Change in Book Value (8+9-10+11)	Total Foreign Exchange Change in Book Value	Book Value/Recorded Investment Excluding Accrued Interest on Disposal	Consid-eration	Foreign Exchange Gain (Loss) on Disposal	Realized Gain (Loss) on Disposal	Total Gain (Loss) on Disposal
0902283	BROOK PARK	OH		05/03/2018		11,931,432								337,379			
0902284	MIDLAND	TX		05/10/2018		3,599,692								95,864			
0902285	JACKSONVILLE	FL		05/17/2018		2,668,056								105,923			
0902286	SALT LAKE CITY	UT		05/10/2018		2,549,531								47,897			
0902287	SALT LAKE CITY	UT		06/26/2018		4,636,751								42,726			
0902288	COLUMBIA	MD		04/30/2018		18,828,823								304,544			
0902289	NORTH OLINSTEAD	OH		05/09/2018		2,641,942								50,230			
0902290	NILES	OH		05/31/2018		3,098,729								127,057			
0902291	NILES	OH		06/07/2018		4,978,098								66,608			
0902292	MILWAUKEE	WI		04/19/2018		3,490,080								142,885			
0902293	CLINTON	MS		05/24/2018		3,403,771								62,641			
0902294	MOUNT PLEASANT	SC		04/30/2018		2,945,124								79,429			
0902295	WILLOWICK	OH		05/24/2018		3,489,605								66,800			
0902297	MILWAUKEE	WI		06/07/2018		14,567,117								299,940			
0902298	CORONA	CA		06/14/2018		2,354,183								47,066			
0902299	CLINTON	MS		07/02/2018		1,070,096								26,832			
0902300	SAN ANTONIO	TX		07/09/2018		12,044,195								318,190			
0902301	RENTON	WA		06/19/2018		2,354,968								46,845			
0902302	TUCSON	AZ		06/27/2018		7,740,941								94,466			
0902303	AMERICAN FORK	UT		07/05/2018		9,159,523								245,850			
0902304	TWINSBURG	OH		07/19/2018		2,854,832								114,740			
0902305	SIGNAL HILLS	CA		07/11/2018		4,262,058								79,210			
0902306	ALPHARETTA	GA		06/21/2018		1,946,545								50,236			
0902307	TWINSBURG	OH		07/23/2018		2,154,540								114,813			
0902308	ALBUQUERQUE	NM		07/18/2018		8,086,440								216,508			
0902309	ALBUQUERQUE	NM		07/18/2018		2,081,517								45,034			
0902310	MONTCLAIR	CA		06/15/2018		6,521,062								124,424			
0902311	FAYETTEVILLE	NC		06/28/2018		11,181,336								173,648			
0902312	LITTLETON	CO		06/26/2018		2,314,383								60,611			
0902313	MENLO PARK	CA		07/19/2018		2,495,161								67,859			
0902314	CORPUS CHRISTI	TX		07/26/2018		4,640,759								120,019			
0902315	RIDGELAND	MS		07/19/2018		2,489,915								89,047			
0902316	PITTSBURGH	PA		08/30/2018		2,403,123								84,982			
0902317	HENDERSON	NV		08/07/2018		2,257,752								48,772			
0902318	LOS GATOS	CA		08/08/2018		4,005,877								163,338			
0902319	LIVERPOOL	NY		08/30/2018		4,936,940								89,719			
0902320	LAS VEGAS	NV		08/30/2018		3,550,269								67,707			
0902321	SAN ANTONIO	TX		09/13/2018		20,856,794								1,094,255			
0902322	WESTMONT	IL		07/25/2018		6,371,582								122,777			
0902323	FORT WORTH	TX		10/01/2018		4,037,306								74,230			
0902324	TIMONIUM	MD		07/31/2018		2,313,809								61,859			
0902325	ROSEVILLE	MI		09/13/2018		1,346,025								36,127			
0902326	MILWAUKEE	WI		09/11/2018		9,178,681								160,228			
0902328	PORTLAND	OR		10/03/2018		6,577,107								150,688			
0902329	PEWAUKEE	WI		08/30/2018		6,941,913								189,315			
0902330	CHARLOTTE	NC		09/13/2018		2,179,794								41,788			
0902331	SANTA CLARITA	CA		10/17/2018		2,520,817								99,417			
0902332	COLLEGE STATION	TX		09/28/2018		3,875,941								69,669			
0902334	MURRAY	UT		10/09/2018		3,261,698								85,094			
0902335	MURRAY	UT		09/26/2018		3,720,072								97,616			
0902336	MILWAUKEE	WI		08/30/2018		8,535,880								226,364			

ANNUAL STATEMENT FOR THE YEAR 2022 OF THE AMERICAN EQUITY INVESTMENT LIFE INSURANCE COMPANY

SCHEDULE B - PART 3

Showing All Mortgage Loans DISPOSED, Transferred or Repaid During the Current Year

1	Location		4	5	6	7	Change in Book Value/Recorded Investment						14	15	16	17	18
	2	3					8	9	10	11	12	13					
Loan Number	City	State	Loan Type	Date Acquired	Disposal Date	Book Value/Recorded Investment Excluding Accrued Interest Prior Year	Unrealized Valuation Increase (Decrease)	Current Year's (Amortization) /Accretion	Current Year's Other-Than-Temporary Impairment Recognized	Capitalized Deferred Interest and Other	Total Change in Book Value (8+9-10+11)	Total Foreign Exchange Change in Book Value	Book Value/Recorded Investment Excluding Accrued Interest on Disposal	Consid-eration	Foreign Exchange Gain (Loss) on Disposal	Realized Gain (Loss) on Disposal	Total Gain (Loss) on Disposal
0902337	CHICAGO	IL		10/24/2018		4,763,643								120,654			
0902338	FREDERICK	MD		11/09/2018		13,977,753								365,571			
0902339	MCALLEN	TX		10/25/2018		13,298,907								249,670			
0902340	MILWAUKEE	WI		10/24/2018		6,518,119								172,203			
0902342	TWINSBURG	OH		01/02/2019		6,655,406								171,987			
0902344	PORTLAND	OR		12/05/2018		2,485,070								62,262			
0902345	ST CLOUD	MN		12/20/2018		2,749,507								47,446			
0902346	CHARLOTTE	NC		12/20/2018		13,260,148								270,247			
0902347	MARIETTA	GA		01/09/2019		2,164,654								52,602			
0902348	MARIETTA	GA		02/07/2019		2,167,449								53,153			
0902350	TUKWILA	WA		02/28/2019		3,655,623								137,352			
0902351	ABINGDON	MD		12/14/2018		8,543,523								210,572			
0902352	HOUSTON	TX		12/17/2018		7,067,868								164,813			
0902353	MOORESTOWN	NJ		02/11/2019		8,294,837								211,383			
0902354	KENNESAW	GA		01/30/2019		4,084,853								102,585			
0902356	ALBUQUERQUE	NM		02/01/2019		2,450,747								96,004			
0902357	ALBUQUERQUE	NM		02/01/2019		4,266,116								167,119			
0902358	CEDAR PARK	TX		02/28/2019		2,353,324								58,673			
0902359	SOUTH SALT LAKE	UT		03/05/2019		3,996,778								71,124			
0902360	NEWPORT BEACH	CA		03/12/2019		14,837,705								271,113			
0902361	MIDDLETOWN	NJ		03/08/2019		21,068,738								381,600			
0902362	PASADENA	TX		02/27/2019		6,260,865								316,767			
0902363	DULUTH	GA		03/12/2019		7,947,901								205,263			
0902364	ST CLOUD	MN		03/07/2019		3,517,972								64,280			
0902366	COLUMBUS	OH		03/04/2019		4,132,179								109,115			
0902367	INDIANAPOLIS	IN		04/22/2019		2,686,452								68,961			
0902368	ADDISON	TX		05/01/2019		6,232,282								155,656			
0902369	HALFMOON	NY		05/06/2019		14,809,317								257,972			
0902370	GARDNER	KS		05/09/2019		3,056,148								57,758			
0902371	MOUNT PROSPECT	IL		04/17/2019		2,452,545								62,272			
0902372	KNOXVILLE	TN		05/24/2019		2,977,734								74,973			
0902373	LOS ANGELES	CA		05/29/2019		10,253,751								174,227			
0902374	LAS VEGAS	NV		04/30/2019		14,300,000								18,491			
0902375	SALT LAKE CITY	UT		04/30/2019		9,800,000								89,734			
0902376	OCEANSIDE	CA		07/01/2019		5,190,896								82,203			
0902377	BROOKLYN	NY		08/02/2019		15,213,482								377,477			
0902379	RACINE	WI		06/13/2019		6,303,671								311,356			
0902380	STERLING	VA		07/18/2019		20,158,570								440,245			
0902381	CHICAGO	IL		08/14/2019		5,977,237								106,806			
0902382	HOUSTON	TX		07/25/2019		2,966,873								61,655			
0902383	PORTLAND	OR		08/26/2019		8,727,226								322,574			
0902384	NASHVILLE	TN		08/02/2019		2,783,001								103,773			
0902385	TUKWILA	WA		07/24/2019		979,994								25,413			
0902386	SANTA FE SPRINGS	CA		07/17/2019		4,350,000								23,067			
0902387	PEACHTREE CORNERS	GA		08/29/2019		7,052,934								178,174			
0902388	HIGHLAND PARK	MI		10/03/2019		3,345,769								125,811			
0902389	BENSALEM	PA		09/04/2019		2,253,865								59,793			
0902390	MIDDLE RIVER	MD		08/28/2019		15,395,082								415,858			
0902391	BENSALEM	PA		09/18/2019		1,709,517								44,738			
0902392	BLAINE	MN		09/05/2019		1,899,464								49,709			
0902393	ALBUQUERQUE	NM		09/27/2019		5,311,221								101,724			

ANNUAL STATEMENT FOR THE YEAR 2022 OF THE AMERICAN EQUITY INVESTMENT LIFE INSURANCE COMPANY

SCHEDULE B - PART 3

Showing All Mortgage Loans DISPOSED, Transferred or Repaid During the Current Year

1	Location		4	5	6	7	Change in Book Value/Recorded Investment						14	15	16	17	18
	2	3					8	9	10	11	12	13					
Loan Number	City	State	Loan Type	Date Acquired	Disposal Date	Book Value/Recorded Investment Excluding Accrued Interest Prior Year	Unrealized Valuation Increase (Decrease)	Current Year's (Amortization) /Accretion	Current Year's Other-Than-Temporary Impairment Recognized	Capitalized Deferred Interest and Other	Total Change in Book Value (8+9-10+11)	Total Foreign Exchange Change in Book Value	Book Value/Recorded Investment Excluding Accrued Interest on Disposal	Consid-eration	Foreign Exchange Gain (Loss) on Disposal	Realized Gain (Loss) on Disposal	Total Gain (Loss) on Disposal
0902394	Creve Coeur	MO		09/05/2019		1,707,526								45,607			
0902395	MIDDLETON	WI		10/01/2019		3,172,384								62,843			
0902396	FORT WORTH	TX		10/29/2019		2,189,950								107,488			
0902397	JACKSONVILLE	FL		10/11/2019		9,980,770								265,518			
0902398	COVINGTON	WA		09/12/2019		11,545,162								224,407			
0902399	ARDEN HILLS	MN		09/26/2019		4,027,515								84,386			
0902400	STERLING HEIGHTS	MI		10/08/2019		6,360,599								124,457			
0902401	SACRAMENTO	CA		10/15/2019		13,651,601								279,025			
0902402	ELMA	NY		10/03/2019		3,399,619								128,313			
0902403	WALDORF	MD		09/25/2019		4,357,475								129,133			
0902404	IRVINE	CA		10/15/2019		3,750,000								5,529			
0902405	PHILADELPHIA	PA		10/16/2019		3,222,927								64,759			
0902406	NORTHGLENN	CO		10/10/2019		6,934,205								135,784			
0902407	AUBURN HILLS	MI		09/26/2019		11,350,000								32,741			
0902409	SAN DIEGO	CA		11/14/2019		4,128,389								74,570			
0902410	ALBUQUERQUE	NM		11/13/2019		2,564,360								98,619			
0902411	CHARLESTON	SC		11/05/2019		1,471,653								27,200			
0902412	SAN ANTONIO	TX		11/14/2019		6,119,036								362,121			
0902413	DOWNTON	PA		09/30/2019		3,779,302								107,936			
0902414	COLORADO SPRINGS	CO		02/20/2020		2,157,513								56,055			
0902415	LANSDALE	PA		09/30/2019		1,417,238								40,476			
0902416	DENVER	CO		10/31/2019		16,337,570								336,772			
0902417	INDIO	CA		11/21/2019		8,642,740								188,065			
0902419	HOMEWOOD	AL		11/07/2019		6,516,828								149,850			
0902420	LEAGUE CITY	TX		12/06/2019		2,003,186								53,570			
0902421	BROOKLYN	NY		11/26/2019		1,963,583								72,868			
0902422	ONTARIO	CA		12/12/2019		1,733,045								36,770			
0902423	PLEASANTON	CA		12/12/2019		3,377,098								67,793			
0902424	SAN ANTONIO	TX		01/15/2020		4,360,256								253,923			
0902425	COLUMBUS	OH		12/10/2019		1,639,222								33,474			
0902426	SPOKANE	WA		12/11/2019		1,812,183								37,323			
0902428	ATLANTA	GA		12/20/2019		4,821,241								98,454			
0902429	STILLWATER	NY		12/24/2019		24,659,914								465,866			
0902430	CHICAGO	IL		12/19/2019		1,642,255								45,560			
0902431	LAKEWOOD	NJ		12/19/2019		4,827,573								95,256			
0902432	LAS VEGAS	NV		12/18/2019		1,333,796								36,507			
0902433	CHICAGO	IL		12/13/2019		4,815,124								97,955			
0902434	LEXINGTON	KY		02/06/2020		6,569,477								132,410			
0902435	FOUNTAIN VALLEY	CA		11/19/2019		11,975,669								232,889			
0902436	ASHBURN	VA		12/30/2019		3,381,478								65,576			
0902437	CHULA VISTA	CA		01/09/2020		2,177,093								42,024			
0902438	GARLAND	TX		01/23/2020		11,344,025								435,249			
0902439	DOUGLASSVILLE	PA		12/24/2019		5,614,222								213,470			
0902441	LEXINGTON	KY		02/06/2020		7,124,984								143,606			
0902442	SAN JUAN CAPISTRANO	CA		12/23/2019		5,494,383								113,160			
0902443	HUNTINGTON BEACH	CA		12/23/2019		3,084,566								63,529			
0902444	RANCHO DOMINGUEZ	CA		12/23/2019		2,891,781								59,558			
0902446	BLOOMINGTON	IN		01/30/2020		19,481,441								379,328			
0902447	LA HABRA	CA		01/30/2020		13,609,029								281,416			
0902449	CHARLOTTE	NC		12/20/2019		6,579,736								177,083			
0902450	RIVERSIDE	CA		01/29/2020		1,527,642								41,596			

ANNUAL STATEMENT FOR THE YEAR 2022 OF THE AMERICAN EQUITY INVESTMENT LIFE INSURANCE COMPANY

SCHEDULE B - PART 3

Showing All Mortgage Loans DISPOSED, Transferred or Repaid During the Current Year

1	Location		4	5	6	7	Change in Book Value/Recorded Investment						14	15	16	17	18
	2	3					8	9	10	11	12	13					
Loan Number	City	State	Loan Type	Date Acquired	Disposal Date	Book Value/Recorded Investment Excluding Accrued Interest Prior Year	Unrealized Valuation Increase (Decrease)	Current Year's (Amortization) /Accretion	Current Year's Other-Than-Temporary Impairment Recognized	Capitalized Deferred Interest and Other	Total Change in Book Value (8+9-10+11)	Total Foreign Exchange Change in Book Value	Book Value/Recorded Investment Excluding Accrued Interest on Disposal	Consid-eration	Foreign Exchange Gain (Loss) on Disposal	Realized Gain (Loss) on Disposal	Total Gain (Loss) on Disposal
0902451	WHITTIER	CA		01/30/2020		9,157,984								195,862			
0902452	TAMPA	FL		01/29/2020		4,724,786								88,596			
0902453	LUTHERVILLE-TIMONIUM	MD		01/31/2020		5,881,880								124,759			
0902454	NEW ALBANY	IN		01/21/2020		13,245,873								269,272			
0902455	MEMPHIS	TN		01/29/2020		1,624,220								38,581			
0902456	LAKEWOOD	CO		02/05/2020		2,727,895								52,740			
0902457	AURORA	CO		02/14/2020		2,874,128								76,127			
0902458	SACRAMENTO	CA		01/27/2020		3,383,463								67,031			
0902459	NEW BERLIN	WI		02/13/2020		9,064,871								260,766			
0902460	MIDDLETON	WI		02/13/2020		6,206,475								176,168			
0902461	AUBURN	WA		02/04/2020		1,912,860								52,496			
0902462	KING OF PRUSSIA	PA		03/12/2020		1,830,297								107,110			
0902463	ROWLETT	TX		02/13/2020		1,917,183								50,156			
0902464	PLAINVILLE	MA		04/08/2020		13,471,861								270,303			
0902465	West Des Moines	IA		02/26/2020		3,243,057								64,580			
0902466	WIXOM	MI		02/26/2020		4,010,642								234,891			
0902467	VISTA	CA		03/23/2020		4,151,283								157,290			
0902469	DARIEN	CT		03/19/2020		1,151,494								30,676			
0902470	WINTER GARDEN	FL		03/18/2020		4,294,244								161,823			
0902471	WILLOW GROVE	PA		03/30/2020		4,431,484								106,355			
0902472	GRIMES	IA		04/09/2020		17,017,805								460,694			
0902473	ROCKLIN	CA		04/09/2020		3,888,156								74,585			
0902474	LOUISVILLE	KY		04/07/2020		3,471,689								168,176			
0902475	TUALATIN	OR		02/26/2020		4,108,291								115,086			
0902476	LAKE OSWEGO	OR		02/27/2020		2,293,000								64,234			
0902477	AUBURN	WA		02/26/2020		1,910,833								53,528			
0902479	CENTENNIAL	CO		04/01/2020		2,879,088								76,489			
0902482	ST PETERSBURG	FL		05/12/2020		5,148,645								105,533			
0902483	FOSTER CITY	CA		05/05/2020		7,704,275								206,738			
0902485	STERLING HEIGHTS	MI		04/30/2020		3,551,381								132,285			
0902486	EL PASO	TX		05/12/2020		2,203,616								137,713			
0902490	PROVO	UT		07/14/2020		6,338,639								126,367			
0902491	SAN CLEMENTE	CA		05/28/2020		2,041,201								41,070			
0902492	PLANTATION	FL		08/06/2020		1,460,473								53,931			
0902494	CENTENNIAL	CO		05/20/2020		2,332,190								47,332			
0902498	HOMESTEAD	FL		05/21/2020		3,846,776								233,273			
0902499	MIAMI	FL		05/21/2020		4,073,256								246,994			
0902500	SANTA FE	NM		06/02/2020		2,016,477								135,351			
0902501	ST LOUIS PARK	MN		06/10/2020		2,189,057								44,987			
0902502	MELBOURNE	FL		03/19/2020		9,440,995								353,942			
0902503	LOGAN TOWNSHIP	NJ		10/19/2020		1,217,980								30,744			
0902504	LOGAN TOWNSHIP	NJ		10/22/2020		2,582,117								65,177			
0902505	SHELBY TOWNSHIP	MI		10/08/2020		2,939,000								58,308			
0902506	LATHAM	NY		11/12/2020		5,030,831								279,327			
0902507	SCOTTSDALE	AZ		11/12/2020		3,879,873								79,392			
0902508	SCOTTSDALE	AZ		11/17/2020		2,252,941								48,510			
0902509	SCOTTSDALE	AZ		11/17/2020		1,959,079								42,183			
0902510	BELLEVUE	WA		11/05/2020		947,799								53,977			
0902511	MEMPHIS	TN		12/01/2020		3,322,148								131,741			
0902512	CHICAGO	IL		12/17/2020		2,262,598								42,174			
0902513	LEXINGTON	KY		12/14/2020		3,322,018								87,792			

ANNUAL STATEMENT FOR THE YEAR 2022 OF THE AMERICAN EQUITY INVESTMENT LIFE INSURANCE COMPANY

SCHEDULE B - PART 3

Showing All Mortgage Loans DISPOSED, Transferred or Repaid During the Current Year

1	Location		4	5	6	7	Change in Book Value/Recorded Investment						14	15	16	17	18
	2	3					8	9	10	11	12	13					
Loan Number	City	State	Loan Type	Date Acquired	Disposal Date	Book Value/Recorded Investment Excluding Accrued Interest Prior Year	Unrealized Valuation Increase (Decrease)	Current Year's (Amortization) /Accretion	Current Year's Other-Than-Temporary Impairment Recognized	Capitalized Deferred Interest and Other	Total Change in Book Value (8+9-10+11)	Total Foreign Exchange Change in Book Value	Book Value/Recorded Investment Excluding Accrued Interest on Disposal	Consid-eration	Foreign Exchange Gain (Loss) on Disposal	Realized Gain (Loss) on Disposal	Total Gain (Loss) on Disposal
0902514	ROCKVILLE	MD		12/15/2020		5,890,033								123,755			
0902515	MIDDLETON	WI		12/16/2020		4,907,080								104,143			
0902516	REDMOND	WA		12/17/2020		4,808,667								102,686			
0902517	BEDFORD	OH		12/22/2020		4,392,995								120,205			
0902518	SUMNER	WA		01/25/2021		4,623,330								94,221			
0902519	MOBILE	AL		03/30/2021		9,371,610								198,334			
0902521	ORANGE	CA		01/12/2021		1,966,380								41,273			
0902522	MILWAUKEE	WI		12/10/2020		5,320,169								202,572			
0902524	BOULDER	CO		02/04/2021		2,649,040								70,446			
0902525	CHARLOTTE	NC		12/17/2020		3,000,000								60,213			
0902526	HOMEWOOD	AL		01/29/2021		1,501,682								35,008			
0902527	SOUTHAVEN	MS		01/29/2021		4,243,116								224,341			
0902528	SILVER SPRING	MD		03/01/2021		2,847,042								73,395			
0902529	SANTA FE SPRINGS	CA		01/08/2021		3,147,614								64,371			
0902530	WARREN	MI		03/10/2021		3,846,350								209,390			
0902531	VAN NUYS	CA		02/12/2021		9,852,297								204,005			
0902532	CORONA	CA		03/23/2021		4,880,786								184,087			
0902533	GERMANTOWN	WI		02/25/2021		4,132,320								161,078			
0902534	SALINA	NY		04/30/2021		4,447,622								90,486			
0902535	SALINA	NY		04/30/2021		6,424,342								130,702			
0902536	SALINA	NY		04/30/2021		2,619,155								53,286			
0902537	OMAHA	NE		04/30/2021		7,909,434								160,665			
0902538	VISTA	CA		06/07/2021		2,778,455								53,612			
0902539	CHULA VISTA	CA		06/03/2021		4,398,091								36,426			
0902540	LIVINGSTON	NJ		06/09/2021		7,426,841								182,238			
0902541	SAN DIEGO	CA		06/02/2021		4,786,604								96,418			
0902542	CHARLESTON	SC		07/16/2021		2,050,000								11,979			
0902543	HOMEWOOD	AL		07/26/2021		5,307,131								111,707			
0902544	DALLAS	TX		09/08/2021		2,789,402								65,439			
0902545	TUSTIN	CA		09/01/2021		1,966,509								136,780			
0902547	GLEN BURNIE	MD		09/23/2021		10,932,984								277,388			
0902548	MILWAUKEE	WI		08/30/2021		9,252,778								191,738			
0902549	HUNTINGTON BEACH	CA		12/02/2021		7,000,000								170,130			
0902550	NORTH ATTLEBORO	MA		12/10/2021		6,000,000								106,844			
0902553	CINCINNATI	OH		12/28/2021		5,400,000								97,544			
0902555	BOULDER	CO		02/10/2022										106,415			
0902558	NORTHBRIDGE	CA		04/28/2022										241,566			
0AG1007	JEFFERSON	OR		04/26/2019		3,345,083								113,078			
0AG1008	TURNER	OR		04/26/2019		1,211,125								222,437			
0AG1009	FRESNO	CA		02/10/2020		34,000,416								704,455			
0AG1010	MADERA	CA		10/31/2019		500,000								8,491			
0AG1011	MADERA	CA		10/31/2019		950,000								15,860			
0AG1012	DORR	MI		02/26/2020		8,950,900								201,229			
0AG1013	ST JOHN	KS		12/30/2019		10,468,836								90,820			
0AG1014	WINNEMUCCA	NV		04/17/2020		29,651,723								469,839			
0AG1016	BROCKTON	MT		04/13/2020		1,077,121								12,788			
0AG1017	PRESTON	ID		06/09/2020		8,577,034								2,062,119			
0AG1018	LOS BANOS	CA		05/06/2020		24,123,352								908,045			
0AG1019	ROCHESTER	IN		06/30/2020		8,277,764								164,775			
0AG1020	METTLER	CA		07/21/2020		1,155,710								96,335			
0AG1021	METTLER	CA		07/21/2020		3,910,934								144,329			

ANNUAL STATEMENT FOR THE YEAR 2022 OF THE AMERICAN EQUITY INVESTMENT LIFE INSURANCE COMPANY

SCHEDULE B - PART 3

Showing All Mortgage Loans DISPOSED, Transferred or Repaid During the Current Year

1	Location		4	5	6	7	Change in Book Value/Recorded Investment						14	15	16	17	18
	2	3					8	9	10	11	12	13					
Loan Number	City	State	Loan Type	Date Acquired	Disposal Date	Book Value/ Recorded Investment Excluding Accrued Interest Prior Year	Unrealized Valuation Increase (Decrease)	Current Year's (Amortization) /Accretion	Current Year's Other- Than- Temporary Impairment Recognized	Capitalized Deferred Interest and Other	Total Change in Book Value (8+9-10+11)	Total Foreign Exchange Change in Book Value	Book Value/ Recorded Investment Excluding Accrued Interest on Disposal	Consid- eration	Foreign Exchange Gain (Loss) on Disposal	Realized Gain (Loss) on Disposal	Total Gain (Loss) on Disposal
OAG1022	BAKERSFIELD	CA		07/21/2020		278,111								10,263			
OAG1023	BAKERSFIELD	CA		07/21/2020		1,749,781								64,574			
OAG1024	BAKERSFIELD	CA		07/29/2020		1,614,797								29,520			
OAG1026	HARTLEY	TX		09/14/2020		2,265,570								1,082,424			
OAG1027	PIPESTONE	MN		10/14/2020		803,354								17,295			
OAG1029	JACKSONVILLE	IL		09/03/2020		467,656								7,445			
OAG1032	FULTON	IN		09/16/2020		244,469								4,628			
OAG1033	CARROLL	NE		12/01/2020		1,955,741								46,296			
OAG1034	WAPATO	WA		12/17/2020		7,872,504								263,371			
OAG1035	WAPATO	WA		12/17/2020		4,778,854								251,505			
OAG1036	BUHL	ID		02/03/2021		1,340,914								42,819			
OAG1037	SACO	MT		12/23/2020		1,261,779								21,137			
OAG1038	SACO	MT		12/23/2020		1,117,572								18,721			
OAG1039	SACO	MT		12/23/2020		990,229								16,588			
OAG1040	SACO	MT		12/23/2020		260,887								4,370			
OAG1042	WHEATLAND	WY		02/25/2021		4,500,000								72,521			
OAG1043	PIOCHE	NV		03/26/2021		3,759,000								60,066			
OAG1044	ROSE	NE		05/13/2021		6,004,711								93,934			
OAG1045	FRESNO	CA		03/01/2021		9,418,920								320,028			
OAG1046	ST ANNE	IL		10/06/2021		1,900,000								29,873			
OAG1047	ST ANNE	IN		10/06/2021		2,150,000								33,804			
OAG1048	BEARDSLEY	MN		09/30/2021		6,985,000								105,858			
OAG1049	HEREFORD	TX		09/02/2021		15,068,744								459,166			
OAG1050	DONALD	WA		07/13/2021		1,550,000								51,562			
OAG1051	LAWTON	IA		08/06/2021		15,540,580								252,557			
OAG1052	LAWTON	IA		08/06/2021		1,683,341								257,350			
OAG1053	WELLINGTON	MO		06/29/2021		1,050,000								14,306			
OAG1054	HAZELTON	ID		08/12/2021		5,872,338								303,924			
OAG1055	EDEN	ID		08/12/2021		22,212,402								577,700			
OAG1057	HEREFORD	TX		09/02/2021		11,356,390								24,907,345			
OAG1059	WEBSTER	SD		12/01/2021		2,808,360								45,088			
OAG1061	WOODBURN	IN		11/12/2021		4,820,000								75,125			
OAG1062	WOODBURN	IN		11/12/2021		550,000								23,413			
OAG1063	RICKREALL	OR		12/10/2021		3,300,000								54,284			
OAG1064	HINSDALE	MT		12/28/2021		2,225,000								16,745			
OAG1065	REAGAN	TX		02/04/2022										36,541			
OAG1067	REAGAN	TX		02/04/2022										5,698			
OAG1068	DALHART	TX		12/16/2021		11,385,000								111,168			
OAG1069	FRESNO	CA		10/15/2021		3,852,300								135,793			
OAG1070	HARRAH	WA		11/30/2021		1,590,000								17,545			
OAG1071	HARRAH	WA		11/30/2021		185,000								6,620			
OAG1072	PINON	MT		03/16/2022										21,202			
OAG1074	ROCKSDALE	TX		12/09/2021		1,500,000								25,894			
OAG1075	COLUMBUS	TX		03/01/2022										91,282			
OAG1076	AVENAL	CA		03/10/2022										167,195			
OAG1077	FRESNO	CA		12/17/2021		13,500,000								235,873			
OAG1078	FRESNO	CA		12/10/2021		3,530,910								61,692			
OAG1081	TREMONTON	UT		12/15/2021		1,951,800								15,409			
OAG1082	TREMONTON	UT		12/15/2021		325,300								3,423			
OAG1087	SEMINOLE	TX		04/25/2022										2,508,972			
OAG1089	DALLAS	TX		04/11/2022										176,294			

ANNUAL STATEMENT FOR THE YEAR 2022 OF THE AMERICAN EQUITY INVESTMENT LIFE INSURANCE COMPANY

SCHEDULE B - PART 3

Showing All Mortgage Loans DISPOSED, Transferred or Repaid During the Current Year

1	Location		4	5	6	7	Change in Book Value/Recorded Investment						14	15	16	17	18
	2	3					8	9	10	11	12	13					
Loan Number	City	State	Loan Type	Date Acquired	Disposal Date	Book Value/Recorded Investment Excluding Accrued Interest Prior Year	Unrealized Valuation Increase (Decrease)	Current Year's (Amortization) /Accretion	Current Year's Other-Than-Temporary Impairment Recognized	Capitalized Deferred Interest and Other	Total Change in Book Value (8+9-10+11)	Total Foreign Exchange Change in Book Value	Book Value/Recorded Investment Excluding Accrued Interest on Disposal	Consid-eration	Foreign Exchange Gain (Loss) on Disposal	Realized Gain (Loss) on Disposal	Total Gain (Loss) on Disposal
OAG1090	SEMINOLE	TX	03/22/2022	157,131
OAG1091	CHELAN	WA	05/02/2022	208,737
OAG1092	CHELAN	WA	05/02/2022	28,019
OAG1094	SEMINOLE	TX	04/25/2022	423,481
OAG1095	WILMOT	SD	06/28/2022	29,689
OAG1096	MOSES LAKE	WA	05/06/2022	83,437
987JCR9	HOLYOKE	MA	02/08/2011	20,073,496	4,922,497
990ELJ1	LA JOLLA	CA	08/09/2018	9,182,173	280,610
990H&R1	VARIOUS	FL	06/07/2018	42,649,019	1,480,913
990HAR1	ST. HELENA	CA	06/05/2019	4,763,879	102,254
990HOW1	SAN FRANCISCO	CA	07/09/2019	8,920,907	3,736,064
990HPA2	ORLANDO	FL	05/16/2019	4,494,613	316,528
990NMA1	CHICAGO	IL	10/26/2017	4,877,845	1,306,430
990RPK1	BROOKLYN	NY	07/18/2018	4,941,240	4,759,422
990W561	NEW YORK	NY	04/11/2018	10,000,000	2,962,448
990WEN1	ROCHESTER	NY	11/07/2017	4,474,691	217,707
NC00005	ESTES PARK	CO	12/31/2021	81,500,000	1,000,000
VC29790	TAMPA	FL	02/28/2019	7,528,411	188,344
VC29904	CHARLESTON	SC	01/02/2020	11,010,273	431,159
VC29921	ORLANDO	FL	01/16/2020	6,434,896	177,808
VC29946	ORLANDO	FL	01/16/2020	1,330,382	36,761
VC29947	ORLANDO	FL	01/16/2020	660,473	18,250
VC29948	ORLANDO	FL	01/16/2020	2,450,041	67,699
VC29949	ORLANDO	FL	01/16/2020	978,129	27,027
VC29950	ORLANDO	FL	01/16/2020	1,418,445	39,194
VC29951	ORLANDO	FL	01/16/2020	2,512,943	69,437
VC29952	ORLANDO	FL	01/16/2020	883,776	24,420
0299999. Mortgages with partial repayments						3,372,605,389		(719,906)	50	2,125	(717,831)		70,035,976	228,682,379			
0599999 - Totals						5,106,717,232		(615,690)	1,950,271	13,170	(2,552,791)		1,798,792,635	1,954,865,605		(2,573,425)	(2,573,425)

ANNUAL STATEMENT FOR THE YEAR 2022 OF THE AMERICAN EQUITY INVESTMENT LIFE INSURANCE COMPANY

SCHEDULE BA - PART 1

Showing Other Long-Term Invested Assets OWNED December 31 of Current Year

1	2	3	Location		6	7	8	9	10	11	12	Change in Book/Adjusted Carrying Value					18	19	20
			4	5								13	14	15	16	17			
CUSIP Identifi- cation	Name or Description	Code	City	State	Name of Vendor or General Partner	NAIC Designation, NAIC Designation Modifier and SVO Admini- strative Symbol	Date Originally Acquired	Type and Strategy	Actual Cost	Fair Value	Book/ Adjusted Carrying Value Less Encum- brances	Unrealized Valuation Increase (Decrease)	Current Year's (Depre- ciation) or (Amorti- zation)/ Accretion	Current Year's Other- Than- Tempo- rary Impair- ment Recog- nized	Capital- ized Deferred Interest and Other	Total Foreign Exchange Change in Book/ Adjusted Carrying Value	Invest- ment Income	Commit- ment for Additional Invest- ment	Percent- age of Owner- ship
000000-00-0	Blue Ocean Income Fund II LP	Wilmington	DE.....	Blue Ocean GP LLC	09/22/2020	795,156	5,857,865	5,857,865	4,989,779	304,844	1.250
000000-00-0	Capital Alignment Partners III, L.P.	Dover	DE.....	Capital Alignment Partners	09/09/2016	11,128,890	11,839,722	11,839,722	420,146	2,100,000	13.330
000000-00-0	Carlyle Energy Mezzanine Opportunities Fund	Washington	DC.....	The Carlyle Group	06/30/2012	41,653	41,653	41,653	234,489	53,884	1.810
000000-00-0	CCSD II, LP	Dover	DE.....	CCSD GP II, LLC	06/28/2012	1,204,326	742,644	742,644	48,206	3,950,000	16.670
000000-00-0	Claritas Capital Specialty Debt Fund LP	Dover	DE.....	Capital Alignment Partners	02/03/2011	663,486	50,678	50,678	(29,649)	625,000	12.500
000000-00-0	ISQ Global Infrastructure Credit Fund (Onshore) Feeder, L.P.	Dover	DE.....	iSquared Capital	11/10/2021	25,917,061	26,429,375	26,429,375	512,314	(85,831)	41,457,885	100.000
000000-00-0	Monroe Capital Private Credit STARR Fund LP	Chicago	IL.....	Monroe Capital	01/14/2022	100,000,000	108,102,143	108,102,143	8,102,142	150,000,000	100.000
000000-00-0	Napier Park Aircraft Leasing Rollover Fund I LLC	New York	NY.....	Napier Park Global Capital	08/09/2017	6,111,347	6,958,566	6,958,566	866,841	3,988,932	3.140
000000-00-0	Napier Park Aircraft Leasing Vehicle I LLC	New York	NY.....	Napier Park Global Capital	11/14/2014	6,098,892	6,157,985	6,157,985	(1,324,932)	2,265,452	3.310
000000-00-0	Napier Park Railcar Lease Fund, LLC	New York	NY.....	Napier Park Global Capital	05/02/2013	17,893,485	28,727,383	28,727,383	5,093,192	63,496	18,790	5.400
000000-00-0	NP Railcar Investments II LLC	New York	NY.....	Napier Park Global Capital	12/18/2015	19,520,178	21,477,346	21,477,346	5,491,144	28,870	10.850
000000-00-0	NP Railcar Investments III LP	New York	NY.....	Napier Park Global Capital	12/28/2018	18,293,313	28,163,771	28,163,771	8,192,951	89,760	1,529,013	18.150
000000-00-0	PEG Secondary Investors III	Dover	DE.....	JP Morgan Asset Management	08/10/2016	1,903,029	2,407,922	2,407,922	417,706	21,749	1,505,518	1.230
000000-00-0	Pretium Holdings	Dover	DE.....	Pretium CV Holdings GP, LLC	10/26/2020	62,331,102	211,685,091	202,984,493	97,522,014	(4,350,299)	100.000
000000-00-0	Pretium Residential Credit Fund II, LP	Dover	DE.....	Pretium Holdings GP, LLC	04/20/2021	99,856,306	112,145,162	112,145,162	10,240,737	(1,240,338)	27,500,000	13.010
000000-00-0	Pretium Residential Opportunities Fund I, LP	Dover	DE.....	Pretium Residential Opportunities Fund I	10/27/2021	25,000,000	24,475,774	24,475,774	(524,226)	(1,232,961)	100.000
000000-00-0	Rockbridge Hospitality Fund VII, L.P.	Wilmington	DE.....	RBC Partners VIII, LLC	06/30/2017	5,582,571	7,434,712	7,434,712	1,523,590	2,585,301	2.400
000000-00-0	BH JV (Berm FW) Multifamily Investor, LLC	Wilmington	DE.....	BH Real Estate Partners, LLC	12/23/2022	10,000,000	10,000,000	10,000,000	95.000
000000-00-0	BH JV Multifamily Investors LLC	Wilmington	DE.....	BH Real Estate Partners, LLC	03/14/2022	47,323,987	51,852,903	51,852,903	4,721,766	9,690	416,191,107	95.000
1999999. Joint Venture Interests - Common Stock - Unaffiliated									458,540,349	664,550,695	655,850,097	146,498,210	(4,350,299)	(2,320,551)	654,050,712	XXX
000000-00-0	PRETIUM SFR I LP LIFEGEN	Dover	DE.....	Pretium REO II, LLC	06/14/2021	101,862,453	109,637,955	109,637,955	6,495,802	173,536,411	100.000
000000-00-0	Pretium SFR I-Berm FW, LP	Dover	DE.....	Pretium	09/26/2022	3,521,136	3,507,530	3,507,530	(13,606)	100.000
000000-00-0	Pretium SFR I-Verm FW, LP	Dover	DE.....	Pretium	12/29/2022	150,000	150,000	150,000	100.000
2199999. Joint Venture Interests - Real Estate - Unaffiliated									105,533,589	113,295,485	113,295,485	6,482,196	173,536,411	XXX
000000-00-0	M-A LPI Holdings, LLC	Torch Key	FL.....	Mast Capital	12/27/2022	39,546,882	39,546,882	39,546,882	275,991	49.470
000000-00-0	M-A LPI Holdings, LLC	Torch Key	FL.....	Mast Capital	12/27/2022	1,036,163	1,036,163	1,036,163	30,419	49.470
000000-00-0	M-A LPI Holdings, LLC	Torch Key	FL.....	Mast Capital	12/27/2022	3,885,611	3,885,611	3,885,611	114,071	49.470
2299999. Joint Venture Interests - Real Estate - Affiliated									44,468,656	44,468,656	44,468,656	420,481	XXX
000000-00-0	AltsCo Core	Wilmington	DE.....	Apollo Global Management	04/01/2022	142,234,697	144,784,023	144,784,023	2,549,326
000000-00-0	AltsCo Core	Wilmington	DE.....	Apollo Global Management	04/01/2022	10,578,927	10,908,629	10,908,629	329,702
000000-00-0	Apollo Hybrid Value Fund, L.P.	Wilmington	DE.....	Apollo Global Management	07/05/2018	11,168,839	11,168,840	11,168,840	(1,622,289)
000000-00-0	Apollo USRE Granite Coinvest L.P.	Wilmington	DE.....	Apollo Global Management	06/30/2021	9,202,118	17,302,862	17,302,862	(7,883,202)
2599999. Joint Venture Interests - Other - Unaffiliated									173,184,581	184,164,354	184,164,354	(6,626,463)	XXX
401378-AA-2	GUARDIAN LIFE INSURANCE GUARDN 7 3/8 09/30/39 7.375% 09/30/39	NEW YORK	NY.....	Tax Free Exchange	1.D FE	10/01/2011	1,979,907	2,189,480	1,983,710	(5,697)	682,336
41020V-AA-9	JOHN HANCOCK LIFE INS CO MFCN 7 3/8 02/15/24 7.375% 02/15/24	BOSTON	MA.....	JP MORGAN SECURITIES	1.F FE	10/05/2010	20,967,458	20,333,060	20,014,133	297,687	1,475,000
575767-AQ-1	MASSACHUSETTS MUTUALLIFEINSU SUBCORPND144A 3.375% 04/15/50	SPRINGFIELD	MA.....	Third Party Trades	1.D FE	11/17/2021	5,333,000	3,501,590	5,324,653	(7,503)	168,750
628312-AA-8	MUTUAL OF OMAHA INS CO MUTOMA 6.8 06/15/36 6.800% 06/15/36	OMAHA	NE.....	No Broker	1.G FE	08/01/2009	15,224,606	16,930,031	15,483,776	116,049	1,187,582
628312-AB-6	MUTUAL OF OMAHA INS CO MUTOMA 6.95 10/15/40 6.950% 10/15/40	OMAHA	NE.....	JP MORGAN SECURITIES	1.G FE	10/12/2010	3,677,571	4,049,664	3,685,841	(244,511)	802,532
638671-AC-1	NATIONWIDE MUTUAL INSURA NATMUT 8 1/4 12/01/31 8.250% 12/01/31	COLUMBUS	OH.....	BANK OF AMERICA	1.G FE	07/08/2010	15,273,626	16,973,710	15,102,209	(20,936)	1,222,815

ANNUAL STATEMENT FOR THE YEAR 2022 OF THE AMERICAN EQUITY INVESTMENT LIFE INSURANCE COMPANY

SCHEDULE BA - PART 1

Showing Other Long-Term Invested Assets OWNED December 31 of Current Year

1	2	3	Location		6	7	8	9	10	11	12	Change in Book/Adjusted Carrying Value					18	19	20
			4	5								13	14	15	16	17			
CUSIP Identi- fication	Name or Description	Code	City	State	Name of Vendor or General Partner	NAIC Designation, NAIC Designation Modifier and SVO Admini- strative Symbol	Date Originally Acquired	Type and Strategy	Actual Cost	Fair Value	Book/ Adjusted Carrying Value Less Encum- brances	Unrealized Valuation Increase (Decrease)	Current Year's (Depre- ciation) or (Amorti- zation)/ Accretion	Current Year's Other- Than- Tempo- rary Impair- ment Recog- nized	Capital- ized Deferred Interest and Other	Total Foreign Exchange Change in Book/ Adjusted Carrying Value	Invest- ment Income	Commit- ment for Additional Invest- ment	Percent- age of Owner- ship
638671-AN-7	NATIONWIDE MUTUAL INSURA NATMUT 4.35 04/30/50		COLUMBUS	OH	STIFEL NICOLAUS	1.G FE	03/23/2021		50,406,162	34,433,121	50,267,300		(104,108)				1,979,381		
64952G-AT-5	NEW YORK LIFE INSURANCE BASIC 3.750%		NEW YORK	NY	Third Party Trades	1.C FE	10/12/2021		70,519,730	48,082,550	70,288,295		(198,073)				2,325,000		
668138-AC-4	NORTHWESTERNMUTUALLIFEINSUR SUBCORPBND144A		MILWAUKEE	WI	Third Party Trades	1.C FE	12/02/2021		56,126	34,751	56,031		(89)				1,813		
668138-AE-0	3.625% 09/30/59 NORTHWESTERNMUTUALLIFEINSUR SUBCORPBND144A		MILWAUKEE	WI	Third Party Trades	1.C FE	11/17/2021		10,330,015	6,729,496	10,309,700		(18,661)				327,750		
694475-AA-2	3.450% 03/30/51 PACIFIC LIFE INSURANCE C PAQLIF 9 1/4 06/15/39		NEWPORT BEACH	CA	No Broker	1.F FE	06/16/2009		16,908,233	16,781,148	16,737,797		(157,676)				1,235,851		
694606-AA-2	9.250% 06/15/39 PACIFIC LIFE INSURANCE C PAQLIF 7.9 12/30/23		NEWPORT BEACH	CA	No Broker	1.F FE	03/04/2010		3,186,750	3,055,653	3,020,433		(19,097)				237,000		
707567-AA-1	7.900% 12/30/23 PENN MUTUAL LIFE INS CO PMUL 6.65 06/15/34		HORSHAM	PA	ROBERT W. BAIRD	1.F FE	09/21/2009		19,934,621	21,751,021	20,336,289		43,825				1,412,926		
707567-AE-3	6.650% 06/15/34 PENNMUTUALLIFEINSURANCE SENIORCORPBND144A		HORSHAM	PA	Third Party Trades	1.F FE	10/29/2021		6,117,604	3,838,070	6,111,689		(5,240)				216,220		
878091-BC-0	3.800% 04/29/61 TEACHERS INSURANCE AND ANNUITY TIAAGL 6.85		NEW YORK	NY	MORGAN STANLEY	1.D FE	12/31/2017		998,869	1,117,227	999,042		116				283,894		
878091-BD-8	12/16/39 6.850% 12/16/39 TEACHERS INSURANCE AND ANNUITY TIAAGL 4.9		NEW YORK	NY	JP MORGAN SECURITIES	1.D FE	12/31/2017		39,291,547	35,254,502	39,199,622		(23,597)				2,223,076		
878091-BF-3	09/15/44 4.900% 09/15/44 TEACHERS INSURANCE AND ANNUITY TIAAGL 4.27		NEW YORK	NY	JP MORGAN SECURITIES	1.D FE	12/31/2017		18,840,427	14,073,093	18,759,807		(46,335)				725,900		
878091-BG-1	05/15/47 4.270% 05/15/47 TEACHERSINS&ANNASSOCOFAM SUBCORPBND144A		NEW YORK	NY	Third Party Trades	1.D FE	10/26/2021		15,774,550	10,509,310	15,755,064		(16,760)				496,650		
95765P-AE-9	3.300% 05/15/50 WESTERN&SOUTHERNLIFEINSU SUBCORPBND144A		CINCINNATI	OH	Third Party Trades	1.F FE	12/02/2021		56,882	33,750	56,784		(92)				1,875		
BRTAF2-V8-5	3.750% 04/28/61 FARMERS MUTUAL HAIL INSURANCE		West Des Moines	IA		1.A Z*	03/31/2015		30,000,000	33,567,300	30,000,000						2,212,500		
27999999. Surplus Debentures, etc - Unaffiliated										344,877,684	293,238,527	343,492,175		(410,698)			19,218,851		XXX
000000-00-0	BP COMMERCIAL FUNDING TRUST II SERIES SPL-IV		Wilmington	DE	Direct	1.F	07/08/2022		57,000,000	57,000,000	57,000,000						4,314,583		
29999999. Collateral Loans - Unaffiliated										57,000,000	57,000,000	57,000,000					4,314,583		XXX
BMSOVO-YD-1	ASP SUMMA 1 LLC		CHICAGO	IL	ADAMS STREET	2.A Z*	10/28/2021		8,162,392	8,162,392	8,162,392						619,181	4,588,209	
BMSOVO-YG-4	ASP SUMMA 2 LLC		CHICAGO	IL	ADAMS STREET	2.A Z*	10/28/2021		8,534,532	8,534,532	8,534,532						364,580		
BMSOVO-YK-5	ASP SUMMA 3 LLC		CHICAGO	IL	ADAMS STREET	2.A Z*	10/28/2021		9,450,798	9,450,798	9,450,798						606,604		
BMSOVO-YY-5	ASP SUMMA 4 LLC		CHICAGO	IL	ADAMS STREET	2.A Z*	10/28/2021		8,129,815	8,128,817	8,128,996		(822)				170,830		
BMSOVO-Z6-5	ASP SUMMA 5 LLC		CHICAGO	IL	ADAMS STREET	2.A Z*	10/28/2021		1,636,504	1,636,504	1,636,504						20,756		
BMSOVO-ZB-4	ASP SUMMA 6 LLC		CHICAGO	IL	ADAMS STREET	2.A Z*	10/28/2021		1,598,907	1,598,907	1,598,907						92,106		
BMSOVO-ZF-5	ASP SUMMA 7 LLC		CHICAGO	IL	ADAMS STREET	2.A Z*	10/28/2021		1,668,756	1,668,756	1,668,756						38,345		
BMSOVO-ZL-2	ASP SUMMA 8 LLC		CHICAGO	IL	ADAMS STREET	2.A Z*	10/28/2021		1,559,791	1,559,791	1,559,791						18,084		
BMS12H-NV-6	BAIN CAPITAL CREDIT CLO BCC 22			AUS	3RDPARTY	2.A Z*	04/04/2022			779,240							58,960		
BMS1MD-EE-1	LUX AETERNA 2022-1 LLC				Direct	1.G FE	10/13/2022		2,298,913	707,750	2,365,848		66,934				374,953	2,849,197	46.000
BMS1MS-G8-9	LUX AETERNA 2022-2 LLC				Direct	1.G FE	10/13/2022		1,976,397	782,250	2,019,930		43,533					2,948,815	46.000
BMS1BX-4T-1	SPARROW SINGLE-PAY SPE CLASS B		Wilmington	DE	Direct	1.F	07/08/2022		218,750	218,750	218,750						188,046		
BMS1BX-4U-8	SPARROW MULTI-PAY SPE CLASS C		Wilmington	DE	Direct	1.F	07/08/2022		4,375,000	4,375,000	4,375,000						344,683		
46999999. Residual Tranches or Interests with Underlying Assets Having Characteristics of Fixed Income Instruments - Unaffiliated										49,610,555	47,603,487	49,720,204		109,645			2,897,128	10,386,221	XXX
000000-00-0	AERL,LC		DES MOINES	IA	AERL, LC					486,925	486,925								
59999999. Any Other Class of Assets - Affiliated										486,925	486,925								XXX
60999999. Total - Unaffiliated										1,188,746,758	1,359,852,548	1,403,522,315	146,353,943	(4,651,352)			24,110,011	837,973,344	XXX
61999999. Total - Affiliated										44,468,656	44,955,581	44,955,581						420,481	XXX
62999999 - Totals										1,233,215,414	1,404,808,129	1,448,477,896	146,353,943	(4,651,352)			24,110,011	838,393,825	XXX

ANNUAL STATEMENT FOR THE YEAR 2022 OF THE AMERICAN EQUITY INVESTMENT LIFE INSURANCE COMPANY

Line Number	Book/Adjusted Carrying Value by NAIC Designation Category Footnote:									
1A	1A ..\$	30,000,000	1B ..\$		1C ..\$	80,654,026	1D ..\$	82,021,898	1E ..\$	
1B	2A ..\$	40,740,676	2B ..\$		2C ..\$				1F ..\$	127,870,875
1C	3A ..\$		3B ..\$		3C ..\$				1G ..\$	88,924,904
1D	4A ..\$		4B ..\$		4C ..\$					
1E	5A ..\$		5B ..\$		5C ..\$					
1F	6									

ANNUAL STATEMENT FOR THE YEAR 2022 OF THE AMERICAN EQUITY INVESTMENT LIFE INSURANCE COMPANY

SCHEDULE BA - PART 2

Showing Other Long-Term Invested Assets ACQUIRED AND ADDITIONS MADE December 31 of Current Year

1	2	Location		5	6	7	8	9	10	11
		3	4							
CUSIP Identification	Name or Description	City	State	Name of Vendor or General Partner	Date Originally Acquired	Type and Strategy	Actual Cost at Time of Acquisition	Additional Investment Made After Acquisition	Amount of Encumbrances	Percentage of Ownership
00MOG#-AA-1	Blue Ocean Income Fund II LP Blue Ocean Income Fund II LP Unaffiliated	DOVER	DE.....	Blue Ocean GP LLC09/22/2020	75,742	1.250
MCPCUS-SN-F	Monroe Cap Prvt Crdt Str Monroe Cap Prvt Crdt Str	CHICAGO	Monroe Capital Private Credit STARR (Unl01/14/2022	50,000,000	100.000
63046#-AC-2	NAPIER PARK AIRCRAFT LEASING VEHICLE I LLC	New York	NY.....10/31/2021	47,939	3.310
466993-50-8	PEG SECONDARY PRIVATE EQUITY	DOVER	DE.....10/31/2021	129,450	1.230
00MOG#-AA-1	Blue Ocean Income Fund II LP Blue Ocean Income Fund II LP	DOVER	DE.....	Blue Ocean GP LLC09/22/2020	75,597	1.250
MCPCUS-SN-F	Monroe Cap Prvt Crdt Str Monroe Cap Prvt Crdt Str	CHICAGO	IL.....	Monroe Capital Private Credit STARR (Unl01/14/2022	37,500,000	100.000
MCPCUS-SN-I	Monroe Cap Prvt Crdt Str Monroe Carried Interest LP	CHICAGO	IL.....	Monroe Capital Private Credit STARR (Unl06/01/2022	1	100.000
63046#-AC-2	NAPIER PARK AIRCRAFT LEASING VEHICLE I LLC	New York	NY.....	NAPIER PARK10/31/2021	215,398	3.310
001678-41-1	ROCKBRIDGE FUND VII LP	WILMINGTON	DE.....	ROCKBRIDGE10/31/2021	1,948,681	2.400
000000-00-0	Carlyle Energy Mezzanine Opportunities Fund	WASHINGTON	DC.....10/31/2021	(15,574)	1.810
000000-00-0	ISQ Global Infrastructure Credit Fund (Onshore) Feeder, L.P.	DOVER	DE.....	ISQ Global Infrastructure Credit Fund11/10/2021	4,259,322	100.000
000000-00-0	Napier Park Aircraft Leasing Rollover Fund I LLC	NEW YORK	NY.....10/31/2021	51,475	3.140
000000-00-0	NP Railcar Investments III LP	NEW YORK	NY.....10/31/2021	290,376	18.150
000000-00-0	Pretium Residential Credit Fund II, LP	DOVER	DE.....	Pretium Holdings GP, LLC10/31/2021	19,757,781	13.010
000000-00-0	Rockbridge Hospitality Fund VII, L.P.	DOVER	DE.....10/31/2021	107,914	2.400
000000-00-0	Blue Ocean Income Fund II LP	Wilmington	DE.....	Blue Ocean GP LLC09/22/2020	61,380	1.250
000000-00-0	ISQ Global Infrastructure Credit Fund (Onshore) Feeder, L.P.	Dover	DE.....	iSquared Capital11/10/2021	5,957,292	100.000
000000-00-0	Monroe Capital Private Credit STARR Fund LP	Chicago	IL.....	Monroe Capital01/14/2022	12,500,000	100.000
000000-00-0	Napier Park Aircraft Leasing Rollover Fund I LLC	New York	NY.....	Napier Park Global Capital10/31/2021	99,522	3.140
000000-00-0	Napier Park Aircraft Leasing Vehicle I LLC	New York	NY.....	Napier Park Global Capital10/31/2021	52,963	3.310
000000-00-0	NP Railcar Investments II LLC	New York	NY.....	Napier Park Global Capital12/18/2015	97,835	10.850
000000-00-0	NP Railcar Investments III LP	New York	NY.....	Napier Park Global Capital10/31/2021	518,433	18.150
000000-00-0	PEG Secondary Investors III	Dover	DE.....	JP Morgan Asset Management10/31/2021	61,728	1.230
000000-00-0	Pretium Residential Credit Fund II, LP	Dover	DE.....	Pretium Holdings GP, LLC10/31/2021	11,940,513	13.010
BHJVGP-LL-C	BH JV GP, LLC BH JV GP, LLC	DOVER	DE.....	BH JV GP, LLC03/14/2022	20,805,000	100.000
BHJVGP-LL-C	BH JV GP, LLC BH JV GP LLC LIFEGEN	DOVER	DE.....	BH JV GP, LLC03/14/2022	36,020,220	100.000
000000-00-0	BH JV (Berm FW) Multifamily Investor, LLC	Wilmington	DE.....	BH Real Estate Partners, LLC12/23/2022	10,000,000	100.000
000000-00-0	BH JV Multifamily Investors LLC	Wilmington	DE.....	BH Real Estate Partners, LLC03/14/2022	(9,047,133)	100.000
1999999. Joint Venture Interests - Common Stock - Unaffiliated							80,805,001	122,706,854	XXX
PRETSF-RL-I	Pretium Single-Famly Rntl I LP Pretium Single-Family Rental I	DOVER	DE.....	Pretium REO II, LLC10/31/2021	15,430,000	100.000
PRETSF-RL-I	Pretium Single-Famly Rntl I LP Pretium Single-Family Rental I	DOVER	DE.....	Pretium REO II, LLC10/31/2021	15,830,000	100.000
000000-00-0	PRETIUM SFR I LP LIFEGEN	DOVER	DE.....	Pretium REO II, LLC06/14/2021	22,606,031	100.000
000000-00-0	Pretium SFR I-Berm FW, LP	DOVER	DE.....	Pretium09/26/2022	2,803,460	100.000
000000-00-0	PRETIUM SFR I LP LIFEGEN	Dover	DE.....	Pretium REO II, LLC06/14/2021	11,256,423	100.000
000000-00-0	Pretium SFR I-Berm FW, LP	DOVER	DE.....	Pretium09/26/2022	717,676	100.000
000000-00-0	Pretium SFR I-Verm FW, LP	Dover	DE.....	Pretium12/29/2022	150,000	100.000
2199999. Joint Venture Interests - Real Estate - Unaffiliated							2,953,460	65,840,130	XXX
000000-00-0	M-A LPI Holdings, LLC	Torch Key	FL.....	Mast Capital12/27/2022	44,468,656	49.470
2299999. Joint Venture Interests - Real Estate - Affiliated							44,468,656	XXX
BANOVS-N4-3	A-A SPN-5 (USREIII-AELIMD), LP A-A SPN-5 (USREIII-AELIMD), LP	WILMINGTON	DE.....11/24/2020	1,822,790
BANONB-DC-9	APOLLO HYBRID VALUE FUND APOLLO HYBRID VALUE FUND	WILMINGTON	DE.....07/05/2018	4,103,444
BANOJH-KP-7	APOLLO USREF GRANITE COINVEST APOLLO USREF GRANITE COINVEST	WILMINGTON	DE.....08/21/2017	2,830,949
BANORL-F1-8	Apollo Principal Holdings IV A-A SPN-1 (MHC-AEL), LP	WILMINGTON	DE.....11/19/2018	425,857
1BANOH-XT-A	LEVINE LEICHTMAN CAPITAL PARTN	WILMINGTON	DE.....05/31/2017	1,042,075
BAN10P-Y7-2	A-A SPN-11 (HVFII), LP A-A SPN-11(HVFII-AELFW)	WILMINGTON	DE.....03/12/2021	689
BAN10P-Y9-8	A-A SPN-11 (HVFII), LP A-A SPN-11(HVFII-AELMD) Unaffiliated	WILMINGTON	DE.....03/12/2021	2,067
BANOJH-KP-7	APOLLO USREF GRANITE COINVEST APOLLO USREF GRANITE COINVEST	WILMINGTON	DE.....08/21/2017	542,928
000000-00-0	Apollo Aligned Alternatives (A Apollo Aligned Alternatives (A	WILMINGTON	DE.....04/01/2022	13,407,529	203,669
000000-00-0	Apollo Aligned Alternatives, L Apollo Aligned Alternatives, L	WILMINGTON	DE.....03/31/2022	11,462,878	406,756,910
BANOYO-EL-3	Apollo Principal Holdings IV A-A SPN-7 (RRH-AELIMD), LP	WILMINGTON	DE.....03/09/2020	312
000000-00-0	Haveli VC Gaming Fund I, L.P. Haveli VC Gaming Fund I, L.P.	WILMINGTON	DE.....04/04/2022	9,269,551	206,250
000000-00-0	AA Otter AssetCo Investor, LP	WILMINGTON	DE.....	Apollo Global Management08/23/2022	2,659,336
000000-00-0	AA Otter Investor, L.P.	WILMINGTON	DE.....	Apollo Global Management07/22/2022	27,992,535
000000-00-0	AltsCo Core	CHICAGO	IL.....	Apollo Global Management01/04/2022	(6,204)

ANNUAL STATEMENT FOR THE YEAR 2022 OF THE AMERICAN EQUITY INVESTMENT LIFE INSURANCE COMPANY

SCHEDULE BA - PART 2

Showing Other Long-Term Invested Assets ACQUIRED AND ADDITIONS MADE December 31 of Current Year

1 CUSIP Identification	2 Name or Description	Location		5 Name of Vendor or General Partner	6 Date Originally Acquired	7 Type and Strategy	8 Actual Cost at Time of Acquisition	9 Additional Investment Made After Acquisition	10 Amount of Encumbrances	11 Percentage of Ownership
		3 City	4 State							
000000-00-0	AltsCo Core	CHICAGO	IL.....	Apollo Global Management01/04/2022738,218
000000-00-0	Apollo Hybrid Value Fund, L.P.	Wilmington	DE.....07/05/201849,743
000000-00-0	Apollo Hybrid Value Fund, L.P.	Wilmington	DE.....	Apollo Global Management07/05/201853,619
2599999. Joint Venture Interests - Other - Unaffiliated							64,791,829	418,772,716		XXX
694475-AA-2	PACIFIC LIFE INSURANCE C PACLIF 9 1/4 06/15/39 9.250% 06/15/39	NEWPORT BEACH	CA.....	Third Party Trades02/03/20225,848,710
256141-AB-8	DOCTORS SENIORCORPBND144A	Third Party Trades01/12/2022	10,000,000
668138-AA-8	NORTHWESTERNMUTUALLIFEINSUR SUBCORPBND144A	Third Party Trades01/04/2022	2,981,152
BRTAF2-V8-5	FARMERS MUTUAL HAIL INSURANCE CORP BND 7 3/8% Due 4/15/2035 A015	Third Party Trades04/01/2022	30,000,000
2799999. Surplus Debentures, etc - Unaffiliated							42,981,152	5,848,710		XXX
000000-00-0	BP COMMERCIAL FUNDING TRUST II SERIES SPL-IV	Wilmington	DE.....07/08/2022	57,000,000
2999999. Collateral Loans - Unaffiliated							57,000,000	XXX
BMSOVO-YD-1	ASPSUMMA1LLC SUBTERMLOAN 5.266% 03/15/23	CHICAGO	IL.....	Third Party Trades11/17/2021	209,500
BMSOVO-YG-4	ASPSUMMA2LLC SUBTERMLOAN 5.266% 03/15/23	CHICAGO	IL.....	Third Party Trades11/17/2021	580,000
BMSOVO-YK-5	ASPSUMMA3LLC SUBTERMLOAN 5.266% 03/15/23	CHICAGO	IL.....	Third Party Trades11/17/2021	649,000
BMSOVO-YY-5	ASPSUMMA4LLC SUBTERMLOAN 5.266% 03/15/23	CHICAGO	IL.....	Third Party Trades11/17/2021	680,250
BMSOVO-Z6-5	ASPSUMMA5LLC SUBTERMLOAN 5.266% 03/15/23	CHICAGO	IL.....	Third Party Trades11/17/2021	244,850
BMSOVO-ZB-4	ASPSUMMA6LLC SUBTERMLOAN 5.266% 03/15/23	CHICAGO	IL.....	Third Party Trades11/17/2021	244,550
BMSOVO-ZF-5	ASPSUMMA7LLC SUBTERMLOAN 5.266% 03/15/23	CHICAGO	IL.....	Third Party Trades11/17/2021	229,050
BMSOVO-ZL-2	ASPSUMMA8LLC SUBTERMLOAN 5.266% 03/15/23	CHICAGO	IL.....	Third Party Trades11/17/2021	244,550
BMSOVO-YD-1	ASP SUMMA 1 LLC SUB TERM_LOAN Adj % Due 3/15/2023 MJS015	CHICAGO	IL.....	ADAMS STREET11/17/2021	16,105
BMSOVO-YG-4	ASP SUMMA 2 LLC SUB TERM_LOAN Adj % Due 3/15/2023 MJS015	CHICAGO	IL.....	ADAMS STREET11/17/2021	14,647
BMSOVO-YK-5	ASP SUMMA 3 LLC SUB TERM_LOAN Adj % Due 3/15/2023 MJS015	CHICAGO	IL.....	ADAMS STREET11/17/2021	13,756
BMSOVO-YY-5	ASP SUMMA 4 LLC SUB TERM_LOAN Adj % Due 3/15/2023 MJS015	CHICAGO	IL.....	ADAMS STREET11/17/2021	46,526
BMSOVO-Z6-5	ASP SUMMA 5 LLC SUB TERM_LOAN Adj % Due 3/15/2023 MJS015	CHICAGO	IL.....	ADAMS STREET11/17/2021	548
BMSOVO-ZB-4	ASP SUMMA 6 LLC SUB TERM_LOAN Adj % Due 3/15/2023 MJS015	CHICAGO	IL.....	ADAMS STREET11/17/2021	1,077
BMSOVO-ZF-5	ASP SUMMA 7 LLC SUB TERM_LOAN Adj % Due 3/15/2023 MJS015	CHICAGO	IL.....	ADAMS STREET11/17/2021	1,077
BMSOVO-ZL-2	ASP SUMMA 8 LLC SUB TERM_LOAN Adj % Due 3/15/2023 MJS015	CHICAGO	IL.....	ADAMS STREET11/17/2021	1,077
000000-00-0	ASP SUMMA 1 LLC	CHICAGO	IL.....	ADAMS STREET07/12/2022	255,000
000000-00-0	ASP SUMMA 1 LLC	CHICAGO	IL.....	ADAMS STREET07/21/2022	405,000
000000-00-0	ASP SUMMA 1 LLC	CHICAGO	IL.....	ADAMS STREET07/25/2022	305,000
000000-00-0	ASP SUMMA 1 LLC	CHICAGO	IL.....	ADAMS STREET09/29/2022	37,500
000000-00-0	ASP SUMMA 2 LLC	CHICAGO	IL.....	ADAMS STREET07/12/2022	425,000
000000-00-0	ASP SUMMA 2 LLC	CHICAGO	IL.....	ADAMS STREET09/27/2022	65,000
000000-00-0	ASP SUMMA 2 LLC	CHICAGO	IL.....	ADAMS STREET07/09/2022	405,000
000000-00-0	ASP SUMMA 2 LLC	CHICAGO	IL.....	ADAMS STREET09/08/2022	815,000
000000-00-0	ASP SUMMA 2 LLC	CHICAGO	IL.....	ADAMS STREET07/12/2022	65,000
000000-00-0	ASP SUMMA 3 LLC	CHICAGO	IL.....	ADAMS STREET07/09/2022	60,000
000000-00-0	ASP SUMMA 3 LLC	CHICAGO	IL.....	ADAMS STREET09/08/2022	400,000
000000-00-0	ASP SUMMA 3 LLC	CHICAGO	IL.....	ADAMS STREET07/12/2022	160,000
000000-00-0	ASP SUMMA 3 LLC	CHICAGO	IL.....	ADAMS STREET09/13/2022	125,000
000000-00-0	ASP SUMMA 3 LLC	CHICAGO	IL.....	ADAMS STREET08/17/2022	130,000
000000-00-0	ASP SUMMA 3 LLC	CHICAGO	IL.....	ADAMS STREET07/21/2022	405,000
000000-00-0	ASP SUMMA 3 LLC	CHICAGO	IL.....	ADAMS STREET07/25/2022	555,000
000000-00-0	ASP SUMMA 3 LLC	CHICAGO	IL.....	ADAMS STREET08/26/2022	60,000
000000-00-0	ASP SUMMA 3 LLC	CHICAGO	IL.....	ADAMS STREET09/27/2022	65,000
000000-00-0	ASP SUMMA 4 LLC	CHICAGO	IL.....	ADAMS STREET07/12/2022	435,000
000000-00-0	ASP SUMMA 4 LLC	CHICAGO	IL.....	ADAMS STREET07/21/2022	405,000
000000-00-0	ASP SUMMA 4 LLC	CHICAGO	IL.....	ADAMS STREET07/25/2022	815,000
000000-00-0	ASP SUMMA 5 LLC	CHICAGO	IL.....	ADAMS STREET07/09/2022	50,000
000000-00-0	ASP SUMMA 5 LLC	CHICAGO	IL.....	ADAMS STREET09/08/2022	45,000
000000-00-0	ASP SUMMA 5 LLC	CHICAGO	IL.....	ADAMS STREET07/12/2022	85,000
000000-00-0	ASP SUMMA 5 LLC	CHICAGO	IL.....	ADAMS STREET07/21/2022	137,500
000000-00-0	ASP SUMMA 5 LLC	CHICAGO	IL.....	ADAMS STREET07/25/2022	155,000
000000-00-0	ASP SUMMA 5 LLC	CHICAGO	IL.....	ADAMS STREET08/26/2022	21,250

ANNUAL STATEMENT FOR THE YEAR 2022 OF THE AMERICAN EQUITY INVESTMENT LIFE INSURANCE COMPANY

SCHEDULE BA - PART 2

Showing Other Long-Term Invested Assets ACQUIRED AND ADDITIONS MADE December 31 of Current Year

1	2	Location		5	6	7	8	9	10	11
		3	4							
CUSIP Identification	Name or Description	City	State	Name of Vendor or General Partner	Date Originally Acquired	Type and Strategy	Actual Cost at Time of Acquisition	Additional Investment Made After Acquisition	Amount of Encumbrances	Percentage of Ownership
000000-00-0	ASP SUMMA 5 LLC	CHICAGO	IL	ADAMS STREET08/30/202230,000
000000-00-0	ASP SUMMA 6 LLC	CHICAGO	IL	ADAMS STREET07/09/202262,500
000000-00-0	ASP SUMMA 6 LLC	CHICAGO	IL	ADAMS STREET07/12/202285,000
000000-00-0	ASP SUMMA 6 LLC	CHICAGO	IL	ADAMS STREET07/21/2022137,500
000000-00-0	ASP SUMMA 6 LLC	CHICAGO	IL	ADAMS STREET07/25/2022155,000
000000-00-0	ASP SUMMA 6 LLC	CHICAGO	IL	ADAMS STREET08/26/20224,500
000000-00-0	ASP SUMMA 6 LLC	CHICAGO	IL	ADAMS STREET09/27/202215,000
000000-00-0	ASP SUMMA 6 LLC	CHICAGO	IL	ADAMS STREET08/30/202230,000
000000-00-0	ASP SUMMA 7 LLC	CHICAGO	IL	ADAMS STREET07/09/202262,500
000000-00-0	ASP SUMMA 7 LLC	CHICAGO	IL	ADAMS STREET09/08/202245,000
000000-00-0	ASP SUMMA 7 LLC	CHICAGO	IL	ADAMS STREET07/12/202285,000
000000-00-0	ASP SUMMA 7 LLC	CHICAGO	IL	ADAMS STREET08/17/202238,750
000000-00-0	ASP SUMMA 7 LLC	CHICAGO	IL	ADAMS STREET07/21/202285,000
000000-00-0	ASP SUMMA 7 LLC	CHICAGO	IL	ADAMS STREET07/25/2022155,000
000000-00-0	ASP SUMMA 7 LLC	CHICAGO	IL	ADAMS STREET08/26/202221,250
000000-00-0	ASP SUMMA 7 LLC	CHICAGO	IL	ADAMS STREET09/27/202212,500
000000-00-0	ASP SUMMA 7 LLC	CHICAGO	IL	ADAMS STREET08/30/202230,000
000000-00-0	ASP SUMMA 8 LLC	CHICAGO	IL	ADAMS STREET07/09/202262,500
000000-00-0	ASP SUMMA 8 LLC	CHICAGO	IL	ADAMS STREET09/08/202245,000
000000-00-0	ASP SUMMA 8 LLC	CHICAGO	IL	ADAMS STREET07/12/202285,000
000000-00-0	ASP SUMMA 8 LLC	CHICAGO	IL	ADAMS STREET08/17/202233,000
000000-00-0	ASP SUMMA 8 LLC	CHICAGO	IL	ADAMS STREET07/21/202255,000
000000-00-0	ASP SUMMA 8 LLC	CHICAGO	IL	ADAMS STREET07/25/2022155,000
000000-00-0	ASP SUMMA 8 LLC	CHICAGO	IL	ADAMS STREET08/26/202233,750
000000-00-0	ASP SUMMA 8 LLC	CHICAGO	IL	ADAMS STREET09/27/202215,000
000000-00-0	ASP SUMMA 8 LLC	CHICAGO	IL	ADAMS STREET08/30/202230,000
000000-00-0	SPARROW SINGLE-PAY SPE CLASS B	Wilmington	DE	Sparrow07/08/2022218,750
000000-00-0	SPARROW MULTI-PAY SPE CLASS C	Wilmington	DE	Sparrow07/08/20224,375,000
BMSOVO-YD-1	ASP SUMMA 1 LLC	CHICAGO	IL	ADAMS STREET10/28/20211,182,500
BMSOVO-YG-4	ASP SUMMA 2 LLC	CHICAGO	IL	ADAMS STREET10/28/2021830,000
BMSOVO-YK-5	ASP SUMMA 3 LLC	CHICAGO	IL	ADAMS STREET10/28/20211,057,500
BMSOVO-YY-5	ASP SUMMA 4 LLC	CHICAGO	IL	ADAMS STREET10/28/2021957,500
BMSOVO-Z6-5	ASP SUMMA 5 LLC	CHICAGO	IL	ADAMS STREET10/28/202182,500
BMSOVO-ZB-4	ASP SUMMA 6 LLC	CHICAGO	IL	ADAMS STREET10/28/202180,000
BMSOVO-ZF-5	ASP SUMMA 7 LLC	CHICAGO	IL	ADAMS STREET10/28/202187,500
BMSOVO-ZL-2	ASP SUMMA 8 LLC	CHICAGO	IL	ADAMS STREET10/28/202190,000
BMS1MD-EE-1	LUX AETERNA 2022-1 LLC	Direct10/13/20222,298,913
BMS1MS-G8-9	LUX AETERNA 2022-2 LLC	Direct10/13/20221,976,397
BMSOVO-YD-1	ASP SUMMA 8 LLC	CHICAGO	IL	ADAMS STREET12/31/2022898,359
BMSOVO-YG-4	ASP SUMMA 2 LLC	CHICAGO	IL	ADAMS STREET12/31/2022817,295
BMSOVO-YK-5	ASP SUMMA 3 LLC	CHICAGO	IL	ADAMS STREET12/31/2022776,088
BMSOVO-YY-5	ASP SUMMA 4 LLC	CHICAGO	IL	ADAMS STREET12/31/2022789,478
BMSOVO-Z6-5	ASP SUMMA 5 LLC	CHICAGO	IL	ADAMS STREET12/31/2022237,700
BMSOVO-ZB-4	ASP SUMMA 6 LLC	CHICAGO	IL	ADAMS STREET12/31/2022148,136
BMSOVO-ZF-5	ASP SUMMA 7 LLC	CHICAGO	IL	ADAMS STREET12/31/2022237,245
BMSOVO-ZL-2	ASP SUMMA 8 LLC	CHICAGO	IL	ADAMS STREET12/31/2022160,702
4699999. Residual Tranches or Interests with Underlying Assets Having Characteristics of Fixed Income Instruments - Unaffiliated							8,869,060	20,064,066		XXX
6099999. Total - Unaffiliated							257,400,502	633,232,476		XXX
6199999. Total - Affiliated							44,468,656			XXX
6299999 - Totals							301,869,158	633,232,476		XXX

ANNUAL STATEMENT FOR THE YEAR 2022 OF THE AMERICAN EQUITY INVESTMENT LIFE INSURANCE COMPANY

SCHEDULE BA - PART 3

Showing Other Long-Term Invested Assets DISPOSED, Transferred or Repaid During the Current Year

1	2	Location		5	6	7	8	Change in Book/Adjusted Carrying Value						15	16	17	18	19	20
		3	4					9	10	11	12	13	14						
CUSIP Identification	Name or Description	City	State	Name of Purchaser or Nature of Disposal	Date Originally Acquired	Disposal Date	Book/ Adjusted Carrying Value Less Encumbrances, Prior Year	Unrealized Valuation Increase (Decrease)	Current Year's (Depreciation) or (Amortization)/ Accretion	Current Year's Other-Than-Temporary Impairment Recognized	Capitalized Deferred Interest and Other	Total Change in Book/ Adjusted Carrying Value (9+10-11+12)	Total Foreign Exchange Change in Book/ Adjusted Carrying Value	Book/ Adjusted Carrying Value Less Encumbrances on Disposal	Consideration	Foreign Exchange Gain (Loss) on Disposal	Realized Gain (Loss) on Disposal	Total Gain (Loss) on Disposal	Investment Income
000000-00-0	ISQ Global Infrastructure Cred ISQ GIOF (Onshore) Feeder L.P.	DOVER	DE	Capital Distribution	11/10/2021	02/22/2022	2,049,573							2,049,573	2,049,573				
000000-00-0	NAPIER PARK AIRCRAFT ROLLOVER LEASING CAPITAL ALIGNMENT PARTNERS III	NEW YORK	NY	Capital Distribution	10/31/2021	03/30/2022	941,120							941,120	941,120				
000000-00-0	Unaffiliated	DOVER	DE	Capital Distribution	10/31/2021	04/26/2022	1,914,813							1,914,813	1,468,308				446,505
000000-00-0	CARLYLE ENERGY MEZZANINE OPP	WASHINGTON	DC	Capital Distribution	10/31/2021	05/19/2022	429,234							429,234					429,234
000000-00-0	CCSD II, LP	DOVER	DE	Capital Distribution	10/31/2021	04/26/2022	735,426							735,426	735,426				
000000-00-0	ISQ Global Infrastructure Cred ISQ GIOF (Onshore) Feeder L.P.	DOVER	DE	Capital Distribution	11/10/2021	04/21/2022	1,643,589							1,643,589	1,643,589				
000000-00-0	Monroe Cap Prvt Crdt Str Monroe Cap Prvt Crdt Str	CHICAGO	IL	Capital Distribution	01/14/2022	05/24/2022	532,110							532,110	532,110				
000000-00-0	Monroe Cap Prvt Crdt Str Monroe Carried Interest LP	CHICAGO	IL	Capital Distribution	06/01/2022	06/09/2022	99,544							99,544					99,544
000000-00-0	NAPIER PARK RAILCAR LEASE FUND, LLC	NEW YORK	NY	Capital Distribution	10/31/2021	06/03/2022	413,879							413,879					413,879
000000-00-0	PEG SECONDARY PRIVATE EQUITY Pretium CV Holdings, LP Pretium CV Holdings, LP	DOVER	DE	Capital Distribution	10/31/2021	04/22/2022	115,166							115,166					115,166
000000-00-0	LP	DOVER	DE	Capital Distribution	10/31/2021	04/12/2022	8,159,531							8,159,531					8,159,531
000000-00-0	ROCKBRIDGE FUND VII LP	DOVER	DE	Capital Distribution	10/31/2021	06/24/2022	331,873							331,873					331,873
000000-00-0	Napier Park Railcar Lease Fund, LLC	NEW YORK	NY	Capital Distribution	10/31/2021	08/23/2022	204,206							204,206					204,206
000000-00-0	Blue Ocean Income Fund II LP	DOVER	DE	Capital Distribution	09/22/2020	07/15/2022	357,567							357,567					357,567
000000-00-0	Capital Alignment Partners III, L.P.	DOVER	DE	Capital Distribution	10/31/2021	09/08/2022	195,895							195,895	102,582				93,313
000000-00-0	Carlyle Energy Mezzanine Opportunities Fund	WASHINGTON	DC	Capital Distribution	10/31/2021	10/08/2022	96,240							96,240	50,677				45,563
000000-00-0	CCSD II, LP	DOVER	DE	Capital Distribution	10/31/2021	09/08/2022	67,393							67,393	67,393				
000000-00-0	Claritas Capital Specialty Debt Fund LP	DOVER	DE	Capital Distribution	10/31/2021	09/08/2022	50,575							50,575	50,575				
000000-00-0	ISQ Global Infrastructure Credit Fund (Onshore) Feeder, L.P.	DOVER	DE	Capital Distribution	11/10/2021	08/15/2022	4,874,946							4,874,946					4,874,946
000000-00-0	MP Railcar Investments III LP	NEW YORK	NY	Capital Distribution	10/31/2021	07/14/2022	154,548							154,548	154,548				
000000-00-0	PEG Secondary Investors III	DOVER	DE	Capital Distribution	10/31/2021	09/09/2022	276,431							276,431	275,010				1,421
000000-00-0	Pretium Holdings	DOVER	DE	Capital Distribution	10/31/2021	09/19/2022	18,242,479							18,242,479	12,288,145				5,954,334
000000-00-0	Pretium Residential Credit Fund II, LP Pretium Residential Opportunities Fund I, LP	DOVER	DE	Capital Distribution	10/31/2021	07/14/2022	1,007,781							1,007,781	409,515				1,838,604
000000-00-0	Adjustment of PY Cost values Efront	DOVER	DE	Capital Distribution	10/27/2021	08/19/2022													1,120,037
000000-00-0	Adjustment of CY Cost Values Efront				09/30/2022		(306,605)							(306,605)	(306,605)				
000000-00-0	Carlyle Energy Mezzanine Opportunities Fund	Washington	DC	Distribution	09/30/2022	12/21/2022	(241,353)							(241,353)	(241,353)				
000000-00-0	ISQ Global Infrastructure Credit Fund (Onshore) Feeder, L.P.	Dover	DE	Distribution	06/30/2012	11/23/2022	2,611,877							2,611,877	2,634,087				(22,210)
000000-00-0	Monroe Capital Private Credit STARR Fund LP	Chicago	IL	Distribution	11/10/2021	11/23/2022	1,728,561							1,728,561	1,728,561				
000000-00-0	Napier Park Railcar Lease Fund, LLC	New York	NY	Distribution	01/14/2022	11/28/2022	2,286,232							2,286,232					2,286,232
000000-00-0	PEG Secondary Investors III	Dover	DE	Distribution	05/02/2013	11/15/2022	145,103							145,103					145,103
000000-00-0	Pretium Holdings	Dover	DE	Distribution	08/10/2016	12/21/2022	314,946							314,946	274,448				40,498
000000-00-0	Pretium Residential Credit Fund II, LP	Dover	DE	Distribution	10/26/2020	11/12/2022	3,231,567							3,231,567	3,231,567				
000000-00-0	Rockbridge Hospitality Fund VII, L.P.	Dover	DE	Distribution	04/20/2021	11/10/2022	1,940,513							1,940,513					1,940,513
000000-00-0	Monroe Capital Private Credit STARR Fund LP	Wilmington	DE	Distribution	06/30/2017	12/22/2022	976,231							976,231	976,231				
000000-00-0	BH JV Multifamily Investors LLC	CHICAGO	IL	Capital Distribution	01/14/2022	08/19/2022	1,792,671							1,792,671					1,792,671
000000-00-0	1999999. Joint Venture Interests - Common Stock - Unaffiliated	Wilmington	DE	Distribution	03/14/2022	12/23/2022	1,905,756							1,905,756	646,950				1,258,806
000000-00-0	A-A EUROPEAN SR DEBT FUND, LP	DOVER	DE	Capital Distribution	05/02/2017	02/17/2022	3,500,000							3,500,000	29,712,457				31,927,336
000000-00-0	APOLLO NATL RESOURCE PARTNERS APOLLO NATL RESOURCE PARTNERS	WILMINGTON	DE	Capital Distribution	02/10/2017	03/24/2022	216,533							216,533	216,533				
000000-00-0	APOLLO STRUCTURED RECOVERY FUN APOLLO STRUCTURED RECOVERY FUN	WILMINGTON	DE	Capital Distribution	12/11/2017	02/07/2022	1,173,881							1,173,881	1,173,881				
000000-00-0	APOLLO STRUCTURED RECOVERY FUN Apollo Infra Equity US Fund LP	WILMINGTON	DE	Capital Distribution	12/12/2018	03/11/2022	4,342,264							4,342,264	4,342,264				
000000-00-0	Apollo Principal Holdings IV A-A SPN-8 (AIOFII-AELIFW), LP	WILMINGTON	DE	Capital Distribution	08/11/2020	02/28/2022	63,806							63,806	63,806				

ANNUAL STATEMENT FOR THE YEAR 2022 OF THE AMERICAN EQUITY INVESTMENT LIFE INSURANCE COMPANY

SCHEDULE BA - PART 3

Showing Other Long-Term Invested Assets DISPOSED, Transferred or Repaid During the Current Year

1	2	Location		5	6	7	8	Change in Book/Adjusted Carrying Value						15	16	17	18	19	20
		3	4					9	10	11	12	13	14						
CUSIP Identification	Name or Description	City	State	Name of Purchaser or Nature of Disposal	Date Originally Acquired	Disposal Date	Book/ Adjusted Carrying Value Less Encumbrances, Prior Year	Unrealized Valuation Increase (Decrease)	Current Year's (Depreciation) or (Amortization)/ Accretion	Current Year's Other-Than-Temporary Impairment Recognized	Capitalized Deferred Interest and Other	Total Change in Book/ Adjusted Carrying Value (9+10-11+12)	Total Foreign Exchange Change in Book/ Adjusted Carrying Value	Book/ Adjusted Carrying Value Less Encumbrances on Disposal	Consid-eration	Foreign Exchange Gain (Loss) on Disposal	Realized Gain (Loss) on Disposal	Total Gain (Loss) on Disposal	Invest-ment Income
000000-00-0	BLUEWATER INVESTMENT HOLDINGS BLUEWATER INVESTMENT HOLDINGS	WILMINGTON	DE	Capital Distribution	11/21/2017	01/11/2022	2,843,646							2,843,646	2,843,646				
000000-00-0	CASTLELAKE AVIATION III STABLE CASTLELAKE AVIATION III	WILMINGTON	DE	Capital Distribution	07/28/2017	01/31/2022	1,159,711							1,159,711	1,159,711				
000000-00-0	FINANCIAL CREDIT INVESTMENT II 8.750% 12/31/57	CAYMAN ISLAND		Redemption 100.0000	12/31/2017	01/31/2022	1,148,149							1,148,149	1,148,149				
000000-00-0	PK AIR FINANCE PAF 2019 PK AIR FINANCE SUBORDINATED US 0.000% 12/31/49	WILMINGTON	DE	DEFAULT ATHENE BROKER	12/11/2019	02/01/2022	383,225							383,225	383,225				
000000-00-0	PK AIRFINANCE PAF 19 PK LIABILITY	WILMINGTON	DE	DEFAULT ATHENE BROKER	12/11/2019	03/22/2022	(6,332,590)							(6,332,590)	(6,332,590)				
000000-00-0	A-A EUROPEAN SR DEBT FUND, LP	WILMINGTON	DE	Security Withdraw	05/02/2017	05/31/2022													
000000-00-0	A-A EUROPEAN SR DEBT FUND, LP	WILMINGTON	DE	Capital Distribution	05/02/2017	04/25/2022	330,802							330,802	330,802				
000000-00-0	A-A SPN-5 (USREIII-AELMD), LP A-A SPN-5 (USREIII-AELMD), LP	WILMINGTON	DE	Sale	11/24/2020	04/01/2022	5,024,935							5,024,935	5,024,935		1,062,845	1,062,845	
000000-00-0	APOLLO ASIA REAL ESTATE FUND APOLLO ASIA REAL ESTATE FUND	CAYMAN ISLAND		Security Withdraw	09/23/2016	05/01/2022													
000000-00-0	APOLLO HYBRID VALUE FUND AA DIRECT	WILMINGTON	DE	Sale	07/05/2018	04/01/2022	21,942,672							21,942,672	21,942,672		7,019,611	7,019,611	
000000-00-0	APOLLO HYBRID VALUE FUND APOLLO HYBRID VALUE FUND	WILMINGTON	DE	Sale	07/05/2018	04/01/2022	51,239,726							51,239,726	51,239,726		1,874,505	1,874,505	
000000-00-0	APOLLO HYBRID VALUE FUND APOLLO HYBRID VALUE FUND	WILMINGTON	DE	Capital Distribution	07/05/2018	06/10/2022	2,202,391							2,202,391					2,202,391
000000-00-0	APOLLO NATL RESOURCE PARTNERS APOLLO NATL RESOURCE PARTNERS	WILMINGTON	DE	Sale	02/10/2017	04/01/2022	40,141,661							40,141,661	40,141,661		(98,462)	(98,462)	
000000-00-0	APOLLO STRUCTURED RECOVERY FUN APOLLO STRUCTURED RECOVERY FUN	WILMINGTON	DE	Sale	12/11/2017	04/01/2022	9,813,056							9,813,056	9,813,056		126,916	126,916	
000000-00-0	APOLLO Infra Equity US Fund LP	WILMINGTON	DE	Sale	12/12/2018	04/01/2022	23,282,742							23,282,742	23,282,742		1,259,237	1,259,237	
000000-00-0	APOLLO USREF APOLLO USREF II HP COINVEST	WILMINGTON	DE	Security Withdraw	06/30/2016	05/01/2022													
000000-00-0	APOLLO USREF GRANITE COINVEST APOLLO USREF GRANITE COINVEST	WILMINGTON	DE	Sale	08/21/2017	04/01/2022	51,114,740							51,114,740	20,682,138		(9,750,463)	(9,750,463)	
000000-00-0	ATHENE MOMENTUM INVESTOR AA Pencil Holdings, L.P.	WILMINGTON	DE	Sale	03/04/2021	04/01/2022	16,424,955							16,424,955	16,424,955		3,016,128	3,016,128	
000000-00-0	ATHENE MOMENTUM INVESTOR AA Tundra Investor LP	WILMINGTON	DE	Sale	12/29/2020	04/01/2022	4,514,434							4,514,434	4,514,434		314,434	314,434	
000000-00-0	ATHENE MOMENTUM INVESTOR AA Tundra Investor LP	WILMINGTON	DE	Sale	12/29/2020	04/01/2022	1,354,330							1,354,330	1,354,330		94,330	94,330	
000000-00-0	ATHENE MOMENTUM INVESTOR ATHENE MOMENTUM INVESTORS	WILMINGTON	DE	Sale	06/30/2020	04/01/2022	2,429,268							2,429,268	2,429,268		459,978	459,978	
000000-00-0	ATHENE MOMENTUM INVESTOR ATHENE MOMENTUM INVESTORS	WILMINGTON	DE	Sale	09/28/2017	04/01/2022	31,008,885							31,008,885	31,008,885		4,380,143	4,380,143	
000000-00-0	Apollo Aligned Alternatives (A Apollo Aligned Alternatives (A	WILMINGTON	DE	Capital Distribution	04/01/2022	04/01/2022	3,031,671							3,031,671	3,031,671				
000000-00-0	Apollo Aligned Alternatives, L Apollo Aligned Alternatives, L	WILMINGTON	DE	Capital Distribution	03/31/2022	04/01/2022	287,220,609							287,220,609	287,220,609				
000000-00-0	Apollo Principal Holdings IV A-A SPN-1 (MHC-AEL), LP	WILMINGTON	DE	Sale	11/19/2018	04/01/2022	10,923,253							10,923,253	10,923,253		2,270,180	2,270,180	
000000-00-0	Apollo Principal Holdings IV A-A SPN-8 (AIOFII-AELIFW), LP	WILMINGTON	DE	Sale	08/11/2020	04/01/2022	658,799							658,799	658,799		(197,424)	(197,424)	
000000-00-0	BISHOP SENIOR LIVING COINVEST BISHOP SENIOR LIVING COINVEST	WILMINGTON	DE	Sale	06/04/2018	04/01/2022	7,841,444							7,841,444	7,841,444		(1,455,277)	(1,455,277)	
000000-00-0	BLUEWATER INVESTMENT HOLDINGS BLUEWATER INVESTMENT HOLDINGS	WILMINGTON	DE	Sale	11/21/2017	06/13/2022	17,102,832							17,102,832	17,102,832		417,213	417,213	
000000-00-0	CASTLELAKE AVIATION III STABLE CASTLELAKE AVIATION III	WILMINGTON	DE	Sale	07/28/2017	03/31/2022	11,844,053							11,844,053	11,844,053		1,229,674	1,229,674	
000000-00-0	FINANCIAL CREDIT INVESTMENT Financial Credit Invest III LP	CAYMAN ISLAND		Sale	07/18/2017	04/01/2022	21,026,120							21,026,120	21,026,120		2,206,856	2,206,856	

ANNUAL STATEMENT FOR THE YEAR 2022 OF THE AMERICAN EQUITY INVESTMENT LIFE INSURANCE COMPANY

SCHEDULE BA - PART 3

Showing Other Long-Term Invested Assets DISPOSED, Transferred or Repaid During the Current Year

1	2	Location		5	6	7	8	Change in Book/Adjusted Carrying Value						15	16	17	18	19	20
		3	4					9	10	11	12	13	14						
CUSIP Identification	Name or Description	City	State	Name of Purchaser or Nature of Disposal	Date Originally Acquired	Disposal Date	Book/ Adjusted Carrying Value Less Encumbrances, Prior Year	Unrealized Valuation Increase (Decrease)	Current Year's (Depreciation) or (Amortization)/ Accretion	Current Year's Other-Than-Temporary Impairment Recognized	Capitalized Deferred Interest and Other	Total Change in Book/ Adjusted Carrying Value (9+10-11+12)	Total Foreign Exchange Change in Book/ Adjusted Carrying Value	Book/ Adjusted Carrying Value Less Encumbrances on Disposal	Consid-eration	Foreign Exchange Gain (Loss) on Disposal	Realized Gain (Loss) on Disposal	Total Gain (Loss) on Disposal	Invest-ment Income
000000-00-0	FINANCIAL CREDIT INVESTMENT Financial Credit Invest IV LP	CAYMAN ISLAND		Sale	10/28/2021	04/01/2022	861,275							861,275	861,275		(66,857)	(66,857)	
000000-00-0	FINANCIAL CREDIT INVESTMENT II 8.750% 12/31/57	CAYMAN ISLAND		Redemption 100.0000	12/31/2017	04/29/2022	501,877							501,877	501,877				873
000000-00-0	HPS - MEZZANINE PARTNERS III L MEZZANINE PARTNERS III	WILMINGTON	DE.	Sale	02/27/2017	04/01/2022	8,393,654							8,393,654	8,393,654		543,235	543,235	
000000-00-0	JCR INCOME PLUS FUND JCR INCOME PLUS FUND IV	DOVER	DE.	Sale	05/04/2018	04/01/2022	1,870,754							1,870,754	1,870,754		284,622	284,622	
000000-00-0	LEVINE LEICHTMAN CAPITAL PARTN	WILMINGTON	DE.	Sale	05/31/2017	04/01/2022	19,124,305							19,124,305	19,124,305		3,723,097	3,723,097	
000000-00-0	NNN INVESTOR 3 LP NNN INVESTOR 3 LP	WILMINGTON	DE.	Sale	01/17/2019	04/01/2022	1,903,235							1,903,235	1,903,235		284,201	284,201	
000000-00-0	NNN INVESTOR I NNN INVESTOR I	CAYMAN ISLAND		Sale	06/07/2018	04/01/2022	16,660,714							16,660,714	16,660,714		3,456,260	3,456,260	
000000-00-0	NNN INVESTOR II NNN INVESTOR II	WILMINGTON	DE.	Sale	07/11/2019	04/01/2022	10,060,964							10,060,964	10,060,964		1,785,637	1,785,637	
000000-00-0	PK AIR FINANCE PAF_2019 PK AIR FINANCE SUBORDINATED US 0.000% 12/31/49	WILMINGTON	DE.	DEFAULT ATHENE BROKER	12/11/2019	04/01/2022	35,426,002							35,426,002	35,117,860		(308,142)	(308,142)	945,234
000000-00-0	Rockbridge C-III RECOVERY FUND III LP	WILMINGTON	DE.	Security Withdraw	09/24/2018	05/01/2022													
000000-00-0	Rockbridge ROCKBRIDGE HOSPITALITY FUND VI	DOVER	DE.	Sale	10/13/2017	04/01/2022	2,777,217							2,777,217	2,777,217		637,265	637,265	
000000-00-0	A-A ASIA PRIVATE CREDIT FD LP	CAYMAN ISLAND		Sale	04/20/2012	04/01/2022	395,362							395,362	395,362		(489,949)	(489,949)	
000000-00-0	ALM LOAN FUNDING ALM_12-7A 2012-7A SUB 144A MIX-CORP LOAN 0.000% 10/15/28	CAYMAN ISLAND		DEFAULT ATHENE BROKER	10/05/2016	04/01/2022	2,186,074	11,169,876	(256,626)			10,913,250		11,785,911	620,715		(11,165,196)	(11,165,196)	1,606,522
000000-00-0	A-A SPN-11 (HVFII), LP	WILMINGTON	DE.	Sale	03/01/2021	04/01/2022	692,322							692,322	692,322		(15,974)	(15,974)	
000000-00-0	A-A SPN-11 (HVFII), LP	WILMINGTON	DE.	Sale	03/01/2021	04/01/2022	2,076,966							2,076,966	2,076,966		(47,922)	(47,922)	
000000-00-0	A-A SPN-2 (ANRP III-AEL), LP	WILMINGTON	DE.	Sale	03/01/2021	04/01/2022	5,866,876							5,866,876	5,866,876		3,289,888	3,289,888	
000000-00-0	FINANCIAL CREDIT INVESTMENT II 8.750% 12/31/57	CAYMAN ISLAND		BRS TRANSFER	12/31/2017	04/30/2022	42,005,499							42,005,499	42,005,499				
000000-00-0	A-A Mortgage Opportunities, LP	WILMINGTON	DE.	Capital Distribution	12/30/2015	09/30/2022	4,883,559							4,883,559	5,443,905		50,750	50,750	(509,648)
000000-00-0	Apollo Hybrid Value Fund, L.P.	WILMINGTON	DE.	Capital Distribution	07/05/2018	09/22/2022	946,195							946,195	946,195				
000000-00-0	Adjustment of RGL Migration to Efront				09/30/2022												(16,140,589)	(16,140,589)	16,140,589
000000-00-0	AA Otter AssetCo Investor, LP	Wilmington	DE.	Sale	08/23/2022	12/19/2022	2,756,552							2,756,552	2,659,336				97,216
000000-00-0	AA Otter Investor, L.P.	Wilmington	DE.	Sale	07/20/2022	12/19/2022	27,934,123							27,934,123	27,992,535				(58,412)
000000-00-0	A-A SPN-7 (RRH-AELIMD), LP	George Town	CYM.	Sale	03/09/2020	10/05/2022	4,140,415	41,754				41,754		4,182,169	6,591,873		2,367,950	2,367,950	(41,754)
000000-00-0	Apollo Hybrid Value Fund, L.P.	Wilmington	DE.	Distribution	07/05/2018	12/23/2022	3,079,689							3,079,689	2,927,597				152,092
000000-00-0	Apollo USRE Granite Coinvest L.P.	Wilmington	DE.	Distribution	06/30/2021	12/29/2022	1,249,610							1,249,610	1,249,610				
000000-00-0	Redding Ridge Holdings LP	George Town	CYM.	Sale	07/14/2017	10/05/2022	30,121,489	(1,735,019)				(1,735,019)		28,386,469	42,726,611		16,072,461	16,072,461	1,735,019
000000-00-0	Haveli VC Gaming Fund I, LP	Wilmington	DE.	Sale	03/25/2022	07/01/2022	8,976,410							8,976,410	9,475,801		499,391	499,391	
2599999. Joint Venture Interests - Other - Unaffiliated							863,863,141	9,476,611	(256,626)			9,219,985		871,769,712	845,280,120		18,990,552	18,990,552	22,270,122
575767-AR-9	MASSACHUSETTSMUTUAL LIFE INSU SENIORCORPBND144A 3.200% 12/01/61	SPRINGFIELD	MA.	BRS TRANSFER	11/18/2021	04/30/2022	49,610,854							49,610,854	49,610,854				
668138-AA-8	NORTHWESTERN MUTUAL LIFE INSUR SUB CORP_BND 144A 3.85% Due 9/30/2047 MS30	MILWAUKEE	WI.	BRS TRANSFER	01/04/2022	04/30/2022	2,978,747							2,978,747	2,978,747				
401378-AC-8	GUARDIAN LIFE INSURANCE COMPAN SUB CORP_BND 144A 4.85% Due 1/24/2077 JJ24	NEW YORK	NY.	BRS TRANSFER	12/02/2021	04/30/2022	67,528							67,528	67,528				
575767-AR-9	MASSACHUSETTSMUTUAL LIFE INSU SENIORCORPBND144A 3.200% 12/01/61	SPRINGFIELD	MA.	BRS TRANSFER	11/18/2021	04/30/2022	11,410,496							11,410,496	11,410,496				
256141-AB-8	DOCTORS SENIORCORPBND144A 4.500% 01/18/32	DOCTORS SENIORCORPBND144A		BRS TRANSFER	01/12/2022	04/30/2022	10,000,000							10,000,000	10,000,000				
000000-00-0	BRS CONVERSION ADJUSTMENT	BRS CONVERSION ADJUSTMENT		BRS CONVERSION ADJUSTMENT	05/01/2022	05/01/2022	196,112							196,112	196,112				
878091-BC-0	TEACHERS INSURANCE AND ANNUITY TIAA GL 6.85 12/16/39 6.850% 12/16/39	NEW YORK	NY.	Sale	12/31/2017	09/07/2022	3,996,136							3,996,136	4,359,320		363,184	363,184	78,394
401378-AA-2	GUARDIAN LIFE INSURANCE GUARDN 7 3/8 09/30/39 7.375% 09/30/39	NEW YORK	NY.	TAX FREE EXCHANGE	10/01/2011	10/13/2022	7,159,179							7,153,004	7,529,276		376,272	376,272	534,836
628312-AA-8	MUTUAL OF OMAHA INS CO MUTOMA 6.8 06/15/36 6.800% 06/15/36	OMAHA	NE.	NO BROKER	08/01/2009	10/01/2022	1,200,433							1,350,275	1,460,742		110,466	110,466	159,866
628312-AB-6	MUTUAL OF OMAHA INS CO MUTOMA 6.95 10/15/40 6.950% 10/15/40	OMAHA	NE.	JP MORGAN SECURITIES	10/12/2010	12/09/2022	6,339,181							6,366,021	6,813,495		447,474	447,474	733,804

ANNUAL STATEMENT FOR THE YEAR 2022 OF THE AMERICAN EQUITY INVESTMENT LIFE INSURANCE COMPANY

SCHEDULE BA - PART 3

Showing Other Long-Term Invested Assets DISPOSED, Transferred or Repaid During the Current Year

1	2	Location		5	6	7	8	Change in Book/Adjusted Carrying Value						15	16	17	18	19	20
		3	4					9	10	11	12	13	14						
CUSIP Identification	Name or Description	City	State	Name of Purchaser or Nature of Disposal	Date Originally Acquired	Disposal Date	Book/ Adjusted Carrying Value Less Encumbrances, Prior Year	Unrealized Valuation Increase (Decrease)	Current Year's (Depreciation) or (Amortization)/ Accretion	Current Year's Other-Than-Temporary Impairment Recognized	Capitalized Deferred Interest and Other	Total Change in Book/ Adjusted Carrying Value (9+10-11+12)	Total Foreign Exchange Change in Book/ Adjusted Carrying Value	Book/ Adjusted Carrying Value Less Encumbrances on Disposal	Consideration	Foreign Exchange Gain (Loss) on Disposal	Realized Gain (Loss) on Disposal	Total Gain (Loss) on Disposal	Investment Income
878091-BD-8	TEACHERS INSURANCE AND ANNUITY TIAAGL 4.9 09/15/44 4.900% 09/15/	NEW YORK	NY	JP MORGAN SECURITIES	12/31/2017 ..	12/09/2022 ..	5,719,635	5,716,766	5,359,760	(357,006)	(357,006)	341,476
53079Q-AC-1	LIBERTY MUTUAL INSURANCE LIBMUT 7 7/8 10/15/26 7.875% 10/15/26	BOSTON	MA	MERRILL LYNCH	12/01/2011 ..	10/01/2022	(35,284)	(35,284)	11,226,651	11,522,709	296,058	296,058	827,750
575767-AQ-3	MASSACHUSETTS MUTUAL LIFE INSU MASSMU 8 7/8 06/01/39 8.875% 06/0	BOSTON	MA	DIRECT	08/01/2009 ..	10/14/2022 ..	7,793,684	(5,777)	(5,777)	7,787,907	9,100,930	1,313,023	1,313,023	587,683
2799999. Surplus Debentures, etc - Unaffiliated							106,471,985	(41,061)	(41,061)	117,860,497	120,409,969	2,549,471	2,549,471	3,263,809
BMSOV0-YD-1	ASP SUMMA 1 LLC SUB TERM_LOAN Adj % Due 3/15/2023 MUSD15	CHICAGO	IL	BRS TRANSFER	11/17/2021 ..	04/01/2022 ..	90,000	90,000	90,000
BMSOV0-YK-5	ASP SUMMA 3 LLC SUB TERM_LOAN Adj % Due 3/15/2023 MUSD15	CHICAGO	IL	BRS TRANSFER	11/17/2021 ..	04/01/2022 ..	242,461	242,461	242,461
BMSOV0-YY-5	ASP SUMMA 4 LLC SUB TERM_LOAN Adj % Due 3/15/2023 MUSD15	CHICAGO	IL	BRS TRANSFER	11/17/2021 ..	04/01/2022 ..	80,000	80,000	80,000
BMSOV0-Z6-5	ASP SUMMA 5 LLC SUB TERM_LOAN Adj % Due 3/15/2023 MUSD15	CHICAGO	IL	BRS TRANSFER	11/17/2021 ..	04/01/2022 ..	473,264	473,264	473,264
BMSOV0-ZB-4	ASP SUMMA 6 LLC SUB TERM_LOAN Adj % Due 3/15/2023 MUSD15	CHICAGO	IL	BRS TRANSFER	11/17/2021 ..	04/01/2022 ..	461,460	461,460	461,460
BMSOV0-ZF-5	ASP SUMMA 7 LLC SUB TERM_LOAN Adj % Due 3/15/2023 MUSD15	CHICAGO	IL	BRS TRANSFER	11/17/2021 ..	04/01/2022 ..	487,111	487,111	487,111
BMSOV0-ZL-2	ASP SUMMA 8 LLC SUB TERM_LOAN Adj % Due 3/15/2023 MUSD15	CHICAGO	IL	BRS TRANSFER	11/17/2021 ..	04/01/2022 ..	475,325	475,325	475,325
BMSOV0-YD-1	ASP SUMMA 1 LLC SUB TERM_LOAN Adj % Due 3/15/2023 MUSD15	CHICAGO	IL	Redemption	11/17/2021 ..	04/01/2022 ..	4,572	4,572	4,572
BMSOV0-YG-4	ASP SUMMA 2 LLC SUB TERM_LOAN Adj % Due 3/15/2023 MUSD15	CHICAGO	IL	Redemption	11/17/2021 ..	04/01/2022 ..	5,810	5,810	5,810
BMSOV0-YK-5	ASP SUMMA 3 LLC SUB TERM_LOAN Adj % Due 3/15/2023 MUSD15	CHICAGO	IL	Redemption	11/17/2021 ..	04/01/2022 ..	4,735	4,735	4,735
BMSOV0-YY-5	ASP SUMMA 4 LLC SUB TERM_LOAN Adj % Due 3/15/2023 MUSD15	CHICAGO	IL	Redemption	11/17/2021 ..	04/01/2022 ..	12,740	12,740	12,740
BMSOV0-Z6-5	ASP SUMMA 5 LLC SUB TERM_LOAN Adj % Due 3/15/2023 MUSD15	CHICAGO	IL	Redemption	11/17/2021 ..	04/01/2022 ..	12,630	12,630	12,630
BMSOV0-ZB-4	ASP SUMMA 6 LLC SUB TERM_LOAN Adj % Due 3/15/2023 MUSD15	CHICAGO	IL	Redemption	11/17/2021 ..	04/01/2022 ..	5,446	5,446	5,446
BMSOV0-ZF-5	ASP SUMMA 7 LLC SUB TERM_LOAN Adj % Due 3/15/2023 MUSD15	CHICAGO	IL	Redemption	11/17/2021 ..	04/01/2022 ..	5,305	5,305	5,305
BMSOV0-ZL-2	ASP SUMMA 8 LLC SUB TERM_LOAN Adj % Due 3/15/2023 MUSD15	CHICAGO	IL	Redemption	11/17/2021 ..	04/01/2022 ..	5,763	5,763	5,763
4699999. Residual Tranches or Interests with Underlying Assets Having Characteristics of Fixed Income Instruments - Unaffiliated							2,366,622	2,366,622	2,366,622
6099999. Total - Unaffiliated							1,031,981,166	9,476,611	(297,687)	9,178,924	1,051,276,249	997,769,169	21,540,023	21,540,023	57,461,267
6199999. Total - Affiliated						
6299999 - Totals							1,031,981,166	9,476,611	(297,687)	9,178,924	1,051,276,249	997,769,169	21,540,023	21,540,023	57,461,267

ANNUAL STATEMENT FOR THE YEAR 2022 OF THE AMERICAN EQUITY INVESTMENT LIFE INSURANCE COMPANY

SCHEDULE D - PART 1

Showing All Long-Term BONDS Owned December 31 of Current Year

1	2	Codes			6	7	Fair Value		10	11	Change in Book/Adjusted Carrying Value				Interest				Dates		
		3	4	5			8	9			12	13	14	15	16	17	18	19	20	21	22
CUSIP Identification	Description	C o d e	F o r e i g n	Bond Char	NAIC Designation, NAIC Designation Modifier and SVO Administrative Symbol	Actual Cost	Rate Used to Obtain Fair Value	Fair Value	Par Value	Book/ Adjusted Carrying Value	Unrealized Valuation Increase/ (Decrease)	Current Year's (Amortization) Accretion	Current Year's Other Than-Temporary Impairment Recognized	Total Foreign Exchange Change in Book/ Adjusted Carrying Value	Rate of	Effective Rate of	When Paid	Admitted Amount Due and Accrued	Amount Received During Year	Acquired	Stated Contractual Maturity Date
912828-B6-6	UNITEDSTATESTREASURY SENIOR GOVT_BND	..0.			1.A	1,087,758	..97.8130	1,027,031	1,050,000	1,056,606		(5,764)			..2.750	..2.179	FA	10,907	28,875	09/13/2017	02/15/2024
912828-K7-4	UNITEDSTATESTREASURY SENIOR GOVT_BND	..0.			1.A	487,754	..94.4690	472,344	500,000	496,491		1,285			..2.000	..2.277	FA	3,777	10,000	09/15/2015	08/15/2025
912828-UN-8	UNITEDSTATESTREASURY SENIOR GOVT_BND	..0.			1.A	515,273	..99.7030	498,516	500,000	500,206		(1,672)			..2.000	..1.661	FA	3,777	10,000	04/26/2013	02/15/2023
912828-WJ-5	UNITEDSTATESTREASURY SENIOR GOVT_BND	..0.			1.A	148,383	..97.0470	145,570	150,000	149,751		176			..2.500	..2.624	MN	487	3,750	06/17/2014	05/15/2024
912828-Y8-7	UNITEDSTATESTREASURY SENIOR GOVT_BND	..0.			1.A	5,016,731	..95.6560	4,782,813	5,000,000	5,005,786		(3,585)			..1.750	..1.675	JJ	36,617	87,500	11/19/2019	07/31/2024
912828-YD-6	UNITEDSTATESTREASURY SENIOR GOVT_BND	..0.			1.A	5,950,873	..90.7340	5,444,063	6,000,000	5,976,825		5,761			..1.375	..1.481	FA	28,032	82,500	10/23/2020	08/31/2026
912828-YG-9	UNITEDSTATESTREASURY SENIOR GOVT_BND	..0.			1.A	4,958,345	..91.5940	4,579,688	5,000,000	4,976,692		5,962			..1.625	..1.754	MS	20,759	81,250	11/20/2019	09/30/2026
912828-YH-7	UNITEDSTATESTREASURY TREASURYNOTE	..0.			1.A	4,965,336	..94.9690	4,748,438	5,000,000	4,987,302		7,107			..1.500	..1.648	MS	19,162	75,000	11/14/2019	09/30/2024
0019999999 Subtotal - Bonds - U.S. Governments - Issuer Obligations						23,130,453	XXX	21,698,463	23,200,000	23,149,659		9,270			XXX	XXX	XXX	123,518	378,875	XXX	XXX
38376R-MF-0	GOVERNMENT NATIONAL MORTGAGE A SENIOR AG	..0.		4	1.A	2,061,867	..4.7740	891,266		1,463,085		(74,236)			..1.737	..4.260	MON	27,029	312,545	10/01/2022	11/20/2065
38376R-RV-0	GOVERNMENT NATIONAL MORTGAGE A SENIOR AG	..0.		4	1.A	1,770,498	..3.9110	780,121		1,308,928		(37,948)			..1.461	..3.982	MON	24,280	296,541	11/01/2022	03/20/2066
0029999999 Subtotal - Bonds - U.S. Governments - Residential Mortgage-Backed Securities						3,832,365	XXX	1,671,387		2,772,013		(112,184)			XXX	XXX	XXX	51,309	609,086	XXX	XXX
36194S-PD-4	GOVERNMENT NATIONAL MORTGAGE A PROJ MBS	..0.		4	1.A	101,774,377	..91.0070	90,945,371	99,931,883	100,683,915		(198,903)			..3.020	..2.777	MON	251,495	3,017,943	08/23/2016	09/15/2041
0039999999 Subtotal - Bonds - U.S. Governments - Commercial Mortgage-Backed Securities						101,774,377	XXX	90,945,371	99,931,883	100,683,915		(198,903)			XXX	XXX	XXX	251,495	3,017,943	XXX	XXX
0109999999 Total - U.S. Government Bonds						128,737,195	XXX	114,315,221	123,131,883	126,605,587		(301,817)			XXX	XXX	XXX	426,322	4,005,904	XXX	XXX
03666H-AE-1	ANTARES HOLDINGS LP SENIOR CORP_BND 144A	..0.		2	2.C FE	1,980,120	..81.3440	1,626,872	2,000,000	1,983,193		3,073			..3.750	..3.954	JJ	34,583	35,208	01/21/2022	07/15/2027
125094-AC-6	COP FINANCIAL INC SENIOR CORP_BND 144A	..0.	A	1	1.A FE	19,494,675	..103.6240	17,097,927	16,500,000	18,812,398		(90,513)			..5.600	..4.415	MN	92,400	924,000	02/05/2014	11/25/2039
65334H-AA-0	CNOOC PETROLEUM NORTH AMERICA SENIOR COR	..0.	A	1	1.E FE	1,829,320	..117.0880	2,341,764	2,000,000	1,892,378		7,370			..7.875	..8.738	MS	46,375	157,500	01/09/2009	03/15/2032
68327L-AD-8	ONTARIO TEACHERS CADILLAC FAIR SENIOR CO	..0.	A	2	1.E FE	50,290	..76.6560	38,328	50,000	50,261		(26)			..2.500	..2.432	AO	264	1,250	12/02/2021	10/15/2031
00386S-AB-8	ABU DHABI NATIONAL ENERGY COMP SENIOR CO	..0.	D		1.D FE	11,718,506	..114.5020	12,251,682	10,700,000	11,712,593		(5,914)			..6.500	..5.512	AO	123,644		11/16/2022	10/27/2036
00386S-AL-6	ABU DHABI NATIONAL ENERGY COMP SENIOR CO	..0.	D		1.D FE	4,970,200	..99.9560	4,997,785	5,000,000	4,999,894		3,448			..3.625	..3.696	JJ	85,087	181,250	12/05/2012	01/12/2023
00388W-AG-6	ABU DHABI NATIONAL ENERGY COMP SENIOR CO	..0.	D		1.D FE	1,003,750	..103.1780	1,031,775	1,000,000	1,002,533		(283)			..4.875	..4.833	AO	9,208	48,750	04/18/2018	04/23/2030
00388W-AH-4	ABU DHABI NATIONAL ENERGY COMP SENIOR CO	..0.	D		1.D FE	2,000,000	..86.3770	1,727,546	2,000,000	2,000,000					..4.000	..4.000	AO	19,556	80,000	09/27/2019	10/03/2049
00388W-AK-7	ABU DHABI NATIONAL ENERGY COMP SENIOR CO	..0.	D	2	1.D FE	5,168,750	..78.5780	3,928,880	5,000,000	5,164,477		(3,610)			..3.400	..3.220	AO	29,278	170,000	10/19/2021	04/29/2051
00401M-AA-4	ABU DHABI CRUDE OIL PIPELINE L SECURED C	..0.	D	1	1.C FE	3,000,000	..93.6670	2,810,010	3,000,000	3,000,000					..3.650	..3.649	JD	304	109,500	10/27/2017	11/02/2029
05330G-AA-2	AUTORIDAD DEL CANAL DE PANAMA SENIOR COR	..0.	D		1.G FE	28,898,820	..92.0000	26,885,160	29,223,000	28,983,401		13,054			..4.950	..5.041	JJ	610,761	1,446,539	11/18/2015	07/29/2035
12621V-AB-1	CNOOC FINANCE 2011 LTD SENIOR CORP_BND	..0.	D	1	1.E FE	3,977,920	..98.5180	3,940,724	4,000,000	3,982,665		533			..5.750	..5.789	JJ	99,028	230,000	01/21/2011	01/26/2041
141844-AF-7	CARIBBEAN DEVELOPMENT BANK SENIOR CORP_B	..0.	D		1.B FE	33,000,000	..98.4950	32,503,317	33,000,000	33,000,000					..4.375	..4.374	MN	208,542	1,443,750	11/06/2012	11/09/2027
168863-DW-5	CHILE REPUBLIC OF SENIOR CORP_BND	..0.	D	2	1.F FE	26,040,245	..77.7660	20,444,734	26,290,000	26,044,271		4,026			..4.000	..4.055	JJ	441,088	525,800	01/27/2022	01/31/2052
168863-DY-1	CHILE REPUBLIC OF SENIOR CORP_BND	..0.	D	2	1.F FE	22,422,048	..84.7500	19,017,900	22,442,000	22,422,519		471			..4.340	..4.346	MS	308,400	486,948	03/02/2022	03/07/2042
210314-AB-6	CONSORCIO TRANSMANTARO SA SENIOR CORP_BN	..0.	D	1	2.C FE	2,121,000	..90.8750	1,817,500	2,000,000	2,097,802		(8,599)			..4.700	..4.058	AO	19,583	94,000	03/12/2020	04/16/2034
21987B-AK-4	CORPORACION NACIONAL DEL COBRE SENIOR CO	..0.	D		1.G FE	9,383,578	..102.0590	9,185,310	9,000,000	9,256,861		(13,898)			..5.625	..5.313	MS	140,625	506,250	04/15/2011	09/21/2035
21987B-AL-2	CORPORACION NACIONAL DEL COBRE SENIOR CO	..0.	D		1.G FE	9,167,600	..104.7580	9,428,184	9,000,000	9,117,687		5,347			..6.150	..6.009	AO	103,013	553,500	08/24/2009	10/24/2036
21987B-AU-2	CORPORACION NACIONAL DEL COBRE SENIOR CO	..0.	D		1.G FE	17,828,490	..91.5340	16,476,102	18,000,000	17,853,706		3,657			..4.875	..4.936	MN	138,938	877,500	10/29/2014	11/04/2044
21987B-BA-5	CORPORACION NACIONAL DEL COBRE SENIOR CO	..0.	D	2	1.G FE	23,879,348	..75.3750	18,414,113	24,430,000	23,893,634		11,449			..3.700	..3.831	JJ	379,140	903,910	10/19/2021	01/30/2050
21987B-BD-9	CORPORACION NACIONAL DEL COBRE SENIOR CO	..0.	D	2	1.G FE	1,203,750	..70.2500	1,053,750	1,500,000	1,208,047		4,297			..3.150	..3.459	JJ	23,625	21,788	03/09/2022	01/15/2051
23330J-AA-9	DP WORLD LTD UAE SENIOR CORP_BND 144A	..0.	D		2.C FE	8,721,550	..106.5400	11,996,359	11,260,000	9,238,548		56,287			..6.850	..9.009	JJ	383,512	771,310	10/07/2019	07/02/2037
23371D-AG-9	DAE FUNDING LLC CORP_BND 144A	..0.	C	2	2.C FE	20,562,000	..88.5000	17,700,000	20,000,000	20,462,271		(83,608)			..3.375	..2.880	MS	189,375	675,000	10/18/2021	03/20/2028
268317-AC-8	ELECTRICITE DE FRANCE SA SENIOR CORP_BND	..0.	D		2.A FE	9,093,142	..103.5280	8,178,673	9,000,000	8,788,733		(33,406)			..6.950	..5.851	JJ	236,397	549,050	12/01/2010	01/26/2039
268317-AE-4	ELECTRICITE DE FRANCE SA SENIOR CORP_BND	..0.	D		2.A FE	9,986,393	..93.1600	8,617,319	9,250,000	9,800,166		(19,881)			..5.600	..5.075	JJ	221,589	518,000	09/16/2010	01/27/2040
268317-AQ-7	ELECTRICITE DE FRANCE SA SENIOR CORP_BND	..0.	D	2	2.B FE	5,441,850	..80.7300	4,036,500	5,000,000	5,432,045		(9,805)			..4.950	..4.341	AO	59,625	247,500	02/09/2022	10/13/2045
268317-AT-1	ELECTRICITE DE FRANCE SA SENIOR CORP_BND	..0.	D	1	2.A FE	19,534,530	..82.1530	13,144,432	16,000,000	19,394,498		(72,038)			..5.000	..3.699	MS	222,222	800,000	03/26/2021	09/21/2048
268317-AV-6	ELECTRICITE DE FRANCE SA SENIOR CORP_BND	..0.	D	1	2.A FE	2,917,830	..83.5280	2,505,837	3,000,000	2,929,206		2,882			..4.875	..5.095	MS	40,625	146,250	09/18/2018	09/21/2038
279158-AN-9	ECOPETROL SA SENIOR CORP_BND	..0.	D	1	3.A FE	2,426,000	..90.6250	1,812,500	2,000,000	2,337,972		(40,396)			..6.875	..4.100	AO	23,681	137,500	10/06/2020	04/29/2030

ANNUAL STATEMENT FOR THE YEAR 2022 OF THE AMERICAN EQUITY INVESTMENT LIFE INSURANCE COMPANY

SCHEDULE D - PART 1

Showing All Long-Term BONDS Owned December 31 of Current Year

1	2	Codes			6	7	Fair Value		10	11	Change in Book/Adjusted Carrying Value				Interest					Dates	
		3	4	5			8	9			12	13	14	15	16	17	18	19	20	21	22
CUSIP Identification	Description	C o d e	F o r e i g n	Bond Char	NAIC Designation, NAIC Designation Modifier and SVO Administrative Symbol	Actual Cost	Rate Used to Obtain Fair Value	Fair Value	Par Value	Book/ Adjusted Carrying Value	Unrealized Valuation Increase/ (Decrease)	Current Year's (Amor-tization) Accretion	Current Year's Other-Than-Temporary Impairment Recognized	Total Foreign Exchange Change in Book/ Adjusted Carrying Value	Rate of	Effective Rate of	When Paid	Admitted Amount Due and Accrued	Amount Received During Year	Acquired	Stated Contractual Maturity Date
29246Q-AB-1	EMPRESA DE TRANSPORTE DE PASAJ SENIOR CO	D	1		1.G FE	9,770,600	.87.5280	8,752,800	10,000,000	9,793,057		4,275			5.000	5.151	JJ	216,667	500,000	01/19/2017	01/25/2047
29441W-AC-9	EQUATE PETROCHEMICAL BV SENIOR CORP_BND	D			2.B FE	19,842,175	.95.5780	19,115,520	20,000,000	19,931,274		16,117			4.250	4.348	MN	136,944	850,000	11/04/2016	11/03/2026
302154-BK-4	EXPORT-IMPORT BANK OF KOREA SENIOR CORP	D			1.C FE	19,405,726	.99.0710	19,814,140	20,000,000	19,518,675		(454,255)			4.000	4.070	JJ	371,111	800,000	01/07/2014	01/14/2024
302154-BN-8	EXPORT-IMPORT BANK OF KOREA SENIOR CORP	D			1.C FE	24,798,750	.94.9670	23,741,725	25,000,000	24,926,535		18,828			3.250	3.337	FA	313,715	812,500	06/23/2015	08/12/2026
31424E-AC-6	UNITED ARAB EMIRATES GOVERNME SENIOR CO	D			1.D FE	19,350,000	.76.9850	15,396,960	20,000,000	19,378,690		24,068			2.875	3.094	AO	115,000	575,000	10/19/2021	10/19/2041
4581XO-CE-6	INTER-AMERICAN DEVELOPMENT BAN SENIOR CO	D			1.A FE	17,321,704	.98.3900	17,168,968	17,450,000	17,344,289		2,988			4.375	4.419	JJ	332,944	763,438	01/16/2014	01/24/2044
48126P-AA-0	NK KAZIMUNYGAZ AO SENIOR CORP_BND 144A	D	1		2.C FE	1,000,000	.74.2500	742,500	1,000,000	1,000,000					3.500	3.500	AO	7,486	35,000	10/06/2020	04/14/2033
50066A-AJ-2	KOREA GAS CORPORATION SENIOR CORP_BND 14	D			1.C FE	14,973,600	.96.3300	14,449,500	15,000,000	14,992,355		2,811			3.500	3.521	JJ	233,333	525,000	07/14/2015	07/21/2025
55276V-AK-8	MDGH GMTN RSC LTD SENIOR CORP_BND 144A	D	2		1.C FE	21,650,000	.82.9900	16,598,040	20,000,000	21,604,876		(38,072)			3.700	3.245	MN	111,000	740,000	10/19/2021	11/07/2049
62630C-AC-5	KUNTARAHOTUS OYJ CORP_BND 144A	D	2		1.B FE	50,000,000	.86.8060	43,403,128	50,000,000	50,000,000					3.660	3.660	MS	462,583	1,830,000	09/16/2014	09/30/2039
62983P-AA-3	NAKILAT INC SECURED CORP_BND 144A	D			1.E FE	6,804,689	.103.0920	8,936,403	8,668,393	7,751,846		62,605			6.067	8.360	JD	1,461	525,911	05/07/2009	02/31/2033
62983P-AB-1	NAKILAT INC SECURED CORP_BND 144A	D			1.F FE	2,525,070	.100.4770	3,231,981	3,216,650	2,818,866		26,603			6.267	9.003	JD	560	201,587	05/08/2009	12/31/2033
636203-AA-9	NATIONAL GAS COMPANY OF TRINID SENIOR CO	D	1		3.B FE	19,042,715	.91.7500	18,281,188	19,925,000	19,309,332		29,497			6.050	6.403	JJ	555,852	1,205,463	06/23/2010	01/15/2036
63983T-AR-6	NEDERLANDSE WATERSCHAPSBANK NV CORP_BND	D	2		1.A FE	45,000,000	.92.5670	41,656,500	45,000,000	45,000,000					3.910	3.910	MN	185,725	1,759,500	04/29/2014	05/23/2039
656836-AC-7	NORTH AMERICAN DEVELOPMENT BAN SENIOR CO	D			1.B FE	50,000,000	.88.8260	44,413,150	50,000,000	50,000,000					3.300	3.300	JD	64,167	1,650,000	12/10/2012	12/17/2030
69370P-AA-9	PERTAMINA PERSERO PT SENIOR CORP_BND 144	D			2.B FE	1,781,250	.99.7500	1,496,250	1,500,000	1,759,411		(6,558)			6.450	5.112	MN	8,331	96,750	06/10/2019	05/30/2044
69370P-AE-1	PERTAMINA PERSERO PT SENIOR CORP_BND 144	D			2.B FE	3,219,900	.98.7500	2,445,000	3,000,000	3,214,973		(4,250)			4.700	4.248	JJ	59,142	141,000	10/20/2021	07/30/2049
698299-BL-7	PANAMA REPUBLIC OF GOVERNMENT SENIOR CO	D	1		2.B FE	2,258,300	.64.7500	1,295,000	2,000,000	2,250,518		(3,536)			3.870	3.278	JJ	33,970	77,400	09/22/2020	07/23/2060
706451-BG-5	PETROLEOS MEXICANOS SENIOR CORP_BND	D	1		3.C FE	5,416,479	.72.8240	3,641,180	5,000,000	5,282,765		(14,943)			6.625	5.975	JD	14,722	331,250	10/01/2010	06/15/2035
71645W-AQ-4	PETROBRAS GLOBAL FINANCE BV SENIOR CORP	D	1		3.C FE	14,556,250	.94.7500	11,843,750	12,500,000	14,073,510		(53,444)			6.875	5.710	JJ	384,332	859,375	10/27/2010	01/20/2040
71647N-AY-5	PETROBRAS GLOBAL FINANCE BV SENIOR CORP	D	1		3.C FE	6,252,000	.100.1250	6,007,500	6,000,000	6,162,200		(27,809)			5.999	5.383	JJ	153,974	359,940	06/10/2019	01/27/2028
716743-AJ-8	PETRONAS CAPITAL LTD SENIOR CORP_BND 144	D			1.G FE	1,883,375	.97.0910	1,844,720	1,900,000	1,895,793		1,795			3.500	3.605	MS	19,026	66,500	03/11/2015	03/18/2025
74727P-AJ-5	QATAR STATE OF SENIOR CORP_BND 144A	D	1		1.D FE	13,403,388	.116.9650	15,497,863	13,250,000	13,366,784		(3,783)			6.400	6.314	JJ	379,244	848,000	11/17/2009	01/20/2040
74730D-AD-5	QATAR ENERGY SENIOR CORP_BND 144A	D	2		1.D FE	10,050,000	.74.4210	7,442,120	10,000,000	10,049,074		(926)			3.300	3.273	JJ	154,917	330,000	10/19/2021	07/12/2051
74730D-AE-3	QATAR ENERGY SENIOR CORP_BND 144A	D	2		1.D FE	10,020,000	.76.9330	7,693,280	10,000,000	10,019,357		(643)			3.125	3.111	JJ	146,701	312,500	10/19/2021	07/12/2041
74735K-2A-9	QOUREDQ INTERNATIONAL FINANCE SENIOR COR	D			1.G FE	4,936,050	.99.5000	4,975,020	5,000,000	4,998,982		7,233			3.250	3.399	FA	58,681	162,500	12/12/2012	02/21/2023
75405U-AA-4	RAS LAFFAN LIQUEFIED NATURAL G SECURED C	D			1.E FE	2,094,787	.100.3510	2,451,465	2,442,900	2,351,303		18,160			5.838	7.396	MS	36,050	142,617	06/04/2009	09/30/2027
75405U-AD-8	RAS LAFFAN LIQUEFIED NATURAL G SECURED C	D			1.E FE	15,624,141	.101.5050	15,329,351	15,102,050	15,254,875		(32,547)			6.332	5.832	MS	241,722	956,262	09/17/2015	09/30/2027
78462Q-AD-1	SP POWERASSETS LTD SENIOR CORP_BND 144A	D			1.B FE	3,192,128	.96.1060	3,075,392	3,200,000	3,197,451		826			3.250	3.279	MN	10,689	104,000	11/17/2015	11/24/2025
80413T-AC-3	SAUDI ARABIA KINGDOM OF SENIOR CORP_BND	D			1.F FE	28,593,750	.88.7720	22,192,900	25,000,000	28,485,532		(90,953)			4.500	3.621	AO	203,125	1,125,000	10/19/2021	10/26/2046
80413T-AK-5	SAUDI ARABIA KINGDOM OF SENIOR CORP_BND	D			1.F FE	3,038,360	.98.7720	2,963,148	3,000,000	3,025,688		(3,616)			4.375	4.215	AO	27,344	131,250	04/08/2019	04/16/2029
80413T-AZ-2	SAUDI ARABIA KINGDOM OF SENIOR CORP_BND	D			1.F FE	34,275,850	.72.2210	25,277,210	35,000,000	34,291,928		14,346			3.250	3.360	MN	139,028	1,137,500	11/09/2021	11/17/2051
80414L-2E-4	SAUDI ARABIAN OIL CO SENIOR CORP_BND 144	D			1.F FE	20,823,810	.89.5790	18,811,590	21,000,000	20,846,233		6,398			4.250	4.313	AO	185,938	892,500	04/09/2019	04/16/2039
82938N-AC-8	SINOPEC GROUP OVERSEAS DEVELOP SENIOR CO	D	1		1.E FE	9,935,300	.96.2690	9,626,910	10,000,000	9,969,389		6,486			3.625	3.703	AO	79,549	362,500	04/05/2017	04/12/2027
856899-AB-5	STATE GRID OVERSEAS INVESTMENT SENIOR CO	D	1		1.E FE	12,867,660	.99.2640	12,904,372	13,000,000	12,993,986		15,041			3.125	3.245	MN	44,010	406,250	05/16/2013	05/22/2023
857006-AK-6	STATE GRID OVERSEAS INVESTMENT SENIOR CO	D	1		1.E FE	20,000,000	.83.8010	16,760,200	20,000,000	20,000,000					4.000	4.000	MN	126,667	800,000	04/26/2017	05/04/2047
85771P-AC-6	EQUINOR ASA SENIOR CORP_BND	D	1		1.D FE	29,682,982	.98.4460	28,057,167	28,500,000	29,312,926		(593,899)			5.100	4.685	FA	541,025	1,453,500	07/28/2014	08/17/2040
85771P-AE-2	EQUINOR ASA SENIOR CORP_BND	D	1		1.D FE	11,005,070	.88.7960	9,767,527	11,000,000	11,003,876		(132)			4.250	4.247	MN	49,347	467,500	11/17/2011	11/23/2041
85771P-AK-8	EQUINOR ASA SENIOR CORP_BND	D	1		1.D FE	5,311,070	.97.6240	5,369,331	5,500,000	5,478,842		19,748			2.650	3.029	JJ	67,207	145,750	05/28/2013	01/15/2024
85771P-AL-6	EQUINOR ASA SENIOR CORP_BND	D	1		1.D FE	3,690,840	.84.4890	3,379,544	4,000,000	3,750,259		7,438			3.950	4.418	MN	20,189	158,000	06/13/2013	05/15/2043
G10367-AG-8	BERMUDA GOVERNMENT OF CORP_BND	D	2		1.F FE	9,031,500	.69.9120	6,282,071	9,000,000	9,030,960		(540)			3.375	3.356	FA	110,531	303,750	10/19/2021	08/20/2050
G8950L-AD-2	THREE GORGES FINANCE I CAYMAN SENIOR CO	D	1		1.E FE	1,035,794	.68.5220	685,220	1,000,000	1,035,002		(782)			3.200	3.006	AO	6,667	32,000	01/19/2022	10/16/2049
M0152W-AL-5	ABU DHABI EMIRATE OF SENIOR CORP_BND	D			1.C FE	8,844,500	.61.8710	6,817,090	10,000,000	8,856,924		10,282			2.700	3.166	MS	89,250	270,000	10/14/2021	09/02/2070
M28505-AF-8	DP WORLD LTD UAE SENIOR CORP_BND	D	2		2.C FE	1,029,319	.83.8670	838,665	1,000,000	1,028,843		(476)			4.700	4.511	MS	11,881	47,000	01/19/2022	09/30/2049
M87068-AT-5	ISRAEL STATE OF SENIOR CORP_BND	D			1.E FE	8,920,000	.78.7070	6,296,560	8,000,000	8,905,552		(11,664)			3.800	3.273	MN	40,533	304,000	10/19/2021	05/13/2060
N0727E-AA-4	ARUBA GOVERNMENT CORP_BND	D			2.B PL	1,546,807	.108.7600	1,690,761	1,554,580	1,549,079		711			10.159	0.073	JD	8,774	110,678	08/25/2020	06/12/2027

ANNUAL STATEMENT FOR THE YEAR 2022 OF THE AMERICAN EQUITY INVESTMENT LIFE INSURANCE COMPANY

SCHEDULE D - PART 1

Showing All Long-Term BONDS Owned December 31 of Current Year

1	2	Codes			6	7	Fair Value		10	11	Change in Book/Adjusted Carrying Value				Interest					Dates	
		3	4	5			8	9			12	13	14	15	16	17	18	19	20	21	22
CUSIP Identification	Description	C o d e	F o r e i g n	Bond Char	NAIC Designation, NAIC Designation Modifier and SVO Administrative Symbol	Actual Cost	Rate Used to Obtain Fair Value	Fair Value	Par Value	Book/ Adjusted Carrying Value	Unrealized Valuation Increase/ (Decrease)	Current Year's (Amor-tization) Accretion	Current Year's Other-Than-Temporary Impairment Recognized	Total Foreign Exchange Change in Book/ Adjusted Carrying Value	Rate of	Effective Rate of	When Paid	Admitted Amount Due and Accrued	Amount Received During Year	Acquired	Stated Contractual Maturity Date
R2284#-AB-6	STATNETT SF CORP_BND	D			1.F	5,000,000	90.8700	4,543,500	5,000,000	5,000,000					3.170	3.170	JJ	70,004	158,500	01/22/2013	01/22/2028
R2284#-AF-7	STATNETT SF CORP_BND	D			1.F	3,000,000	88.6280	2,658,840	3,000,000	3,000,000					3.220	3.219	MS	29,248	96,600	06/12/2013	06/12/2029
Y20721-BE-8	INDONESIA REPUBLIC OF SENIOR CORP_BND	0			2.B	7,087,845	91.3740	5,482,440	6,000,000	7,051,778		(35,214)			4.625	3.420	AO	58,583	277,500	12/22/2021	04/15/2043
Y6421X-BY-3	NTPC LTD SENIOR CORP_BND	0			2.C	2,777,063	96.5270	2,654,493	2,750,000	2,771,248		(5,815)			4.250	3.987	FA	40,582	116,875	01/19/2022	02/26/2026
Y7138A-AF-7	PERTAMINA PERSERO PT SENIOR CORP_BND	0			2.B	2,255,000	91.3750	1,827,500	2,000,000	2,233,415		(6,693)			5.625	4.727	MN	12,813	112,500	07/23/2019	05/20/2043
0219999999	Subtotal - Bonds - All Other Governments - Issuer Obligations					953,747,802	XXX	850,018,416	942,002,573	953,730,010		(1,371,081)			XXX	XXX	XXX	11,054,975	39,114,536	XXX	XXX
0309999999	Total - All Other Government Bonds					953,747,802	XXX	850,018,416	942,002,573	953,730,010		(1,371,081)			XXX	XXX	XXX	11,054,975	39,114,536	XXX	XXX
011770-18-7	ALASKA STATE OF SENIOR MUNITAX_BND GO				1.D	1,000,000	101.8850	1,018,850	1,000,000	1,000,000					5.342	5.342	FA	22,258	53,420	12/08/2010	08/01/2027
011770-19-5	ALASKA STATE OF SENIOR MUNITAX_BND GO	0			1.D	1,000,000	102.5770	1,025,770	1,000,000	1,000,000					5.442	5.442	FA	22,675	54,420	12/08/2010	08/01/2028
011770-U4-4	ALASKA STATE OF SENIOR MUNITAX_BND GO	0			1.D	2,000,000	105.3030	2,106,060	2,000,000	2,000,000					5.742	5.740	FA	47,850	114,840	12/08/2010	08/01/2033
011770-U5-1	ALASKA STATE OF SENIOR MUNITAX_BND GO	0			1.D	2,000,000	102.3810	2,047,620	2,000,000	2,000,000					5.442	5.442	FA	45,350	108,840	12/08/2010	08/01/2028
011770-U7-7	ALASKA STATE OF SENIOR MUNITAX_BND GO			1	1.D	2,000,000	101.9670	2,039,340	2,000,000	2,000,000					5.342	5.342	FA	44,517	106,840	12/08/2010	08/01/2027
13063A-5E-0	CALIFORNIA ST PUB WKS BRD LEAS MUNITAX_B	0		1	1.C	5,416,539	120.8060	5,098,013	4,220,000	5,022,612		(51,258)			7.500	5.241	AO	79,125	316,500	07/05/2013	04/01/2034
130630-K3-7	CALIFORNIA ST PUB WKS BRD LEAS MUNI_BND	0			1.C	4,794,464	100.0250	4,811,203	4,810,000	4,794,917		453			3.500	3.542	MS	56,117		09/23/2022	09/01/2031
20772J-AC-6	CONNECTICUT STATE OF SENIOR MUNITAX_BND	0			1.D	12,052,680	100.3240	12,329,820	12,290,000	12,206,251		16,545			5.090	5.267	AO	156,390	625,561	11/01/2010	10/01/2030
373384-SC-1	GEORGIA STATE OF MUNITAX_BND GO	0			1.A	3,288,480	98.7140	3,010,777	3,050,000	3,176,851		(13,752)			4.565	3.937	AO	34,808	139,233	06/11/2013	10/01/2030
373384-X7-6	GEORGIA STATE OF MUNITAX_BND GO	0		2	1.A	3,010,000	93.4090	2,811,611	3,010,000	3,010,000					4.000	3.999	FA	50,167	120,400	06/18/2014	02/01/2034
373384-ZS-8	GEORGIA STATE OF MUNITAX_BND GO	0		2	1.A	3,606,777	98.4830	3,342,190	3,735,000	3,666,807		6,779			3.250	3.500	JJ	60,694	121,388	08/21/2012	07/01/2031
373384-ZT-6	GEORGIA STATE OF MUNITAX_BND GO	0		2	1.A	2,252,248	88.7260	2,071,752	2,335,000	2,288,239		4,073			3.300	3.550	JJ	38,528	77,055	08/21/2012	07/01/2032
373385-FM-0	GEORGIA STATE OF MUNITAX_BND GO			1	1.A	10,000,000	78.7480	7,874,800	10,000,000	10,000,000					3.100	3.099	JJ	155,000	310,000	06/20/2019	07/01/2039
419791-VY-4	HAWAII STATE OF SENIOR MUNITAX_BND GO				1.C	2,564,400	103.3700	2,584,250	2,500,000	2,525,356		(4,250)			5.480	5.250	FA	57,083	137,000	11/10/2010	02/01/2028
419792-C7-9	HAWAII STATE OF MUNITAX_BND GO			2	1.C	9,733,600	71.3720	7,137,200	10,000,000	9,743,499		9,899			2.850	3.038	AO	71,250	276,292	02/03/2022	10/01/2040
57582R-YN-0	MASSACHUSETTS COMMONWEALTH OF MUNITAX_B				1.B	23,911,173	79.3480	18,973,038	23,911,173	23,911,173					2.663	2.663	MS	212,252	636,755	08/27/2019	09/01/2039
584612-BF-9	MICHIGAN STATE OF MUNITAX_BND GO	0		2	1.B	10,000,000	92.5080	9,250,800	10,000,000	10,000,000					3.400	3.400	MN	43,444	340,000	04/11/2013	05/15/2029
605580-4X-4	MISSISSIPPI STATE OF SENIOR MUNITAX_BND				1.C	21,827,400	106.1480	21,229,600	20,000,000	21,122,517		(76,143)			5.669	4.999	AO	283,450	1,133,800	10/12/2010	10/01/2034
605581-QW-0	MISSISSIPPI STATE OF MUNITAX_BND GO			2	1.C	8,000,000	74.8780	5,990,240	8,000,000	8,000,000					2.537	2.537	AO	50,740	164,623	11/19/2021	10/01/2036
68609T-3T-3	OREGON STATE OF MUNITAX_BND GO			2	1.B	6,475,000	72.8650	4,718,009	6,475,000	6,475,000					2.765	2.764	MN	29,839	180,526	10/20/2021	11/01/2041
70914P-MJ-8	PENNSYLVANIA COMMONWEALTH OF SENIOR MUN				1.D	187,525	102.1300	188,941	185,000	186,078		(161)			5.450	5.328	FA	3,809	10,083	04/04/2011	02/15/2030
882723-B7-3	TEXAS STATE OF MUNITAX_BND GO	0		2	1.A	5,000,000	92.5640	4,628,200	5,000,000	5,000,000					3.738	3.738	AO	46,725	186,900	10/15/2015	10/01/2031
882723-C2-3	TEXAS STATE OF MUNITAX_BND GO			2	1.A	3,500,000	91.0200	3,185,700	3,500,000	3,500,000					4.028	4.028	AO	35,245	140,980	10/15/2015	10/01/2034
93974C-8K-9	WASHINGTON STATE OF MUNI_BND GO			2	1.B	17,740,019	99.6350	19,473,661	19,545,000	18,555,552		97,414			3.000	3.700	JJ	293,175	586,350	03/15/2013	07/01/2031
93974C-PL-8	WASHINGTON STATE OF MUNITAX_BND GO	0			1.B	8,888,501	103.2760	8,990,176	8,705,000	8,770,319		(12,943)			5.381	5.192	FA	195,173	468,416	07/13/2010	08/01/2029
0419999999	Subtotal - Bonds - U.S. States, Territories and Possessions - Issuer Obligations					170,248,806	XXX	155,937,621	169,271,173	169,955,171		(23,344)			XXX	XXX	XXX	2,135,664	6,410,222	XXX	XXX
0509999999	Total - U.S. States, Territories and Possessions Bonds					170,248,806	XXX	155,937,621	169,271,173	169,955,171		(23,344)			XXX	XXX	XXX	2,135,664	6,410,222	XXX	XXX
015302-2K-7	ALEXANDRIA VA MUNITAX_BND GO				1.A	143,588	94.6850	137,293	145,000	144,394		121			3.350	3.450	JJ	2,240	4,858	07/24/2015	07/15/2027
015302-2L-5	ALEXANDRIA VA MUNITAX_BND GO				1.A	89,998	94.1530	84,738	90,000	89,998					3.500	3.450	JJ	1,453	3,150	07/24/2015	07/15/2028
044357-RH-6	ASHLAND MASS MUNITAX_BND GO			2	1.A	168,496	94.4660	155,869	165,000	165,887		(374)			3.500	3.250	AO	1,444	5,775	03/25/2015	04/01/2028
044357-RJ-2	ASHLAND MASS MUNITAX_BND GO			2	1.A	174,136	94.7130	161,012	170,000	171,058		(445)			3.750	3.460	AO	1,594	6,375	03/25/2015	04/01/2029
044357-RK-9	ASHLAND MASS MUNITAX_BND GO			2	1.A	179,011	94.5900	165,533	175,000	176,031		(432)			3.875	3.600	AO	1,695	6,781	03/25/2015	04/01/2030
044357-RL-7	ASHLAND MASS MUNITAX_BND GO			2	1.A	189,603	94.6150	175,038	185,000	186,187		(497)			4.000	3.700	AO	1,850	7,400	03/25/2015	04/01/2031
044357-RM-5	ASHLAND MASS MUNITAX_BND GO			2	1.A	194,704	94.4230	179,404	190,000	191,217		(509)			4.100	3.800	AO	1,948	7,790	03/25/2015	04/01/2032
044357-RN-3	ASHLAND MASS MUNITAX_BND GO			2	1.A	204,528	93.8220	187,644	200,000	201,174		(490)			4.125	3.850	AO	2,063	8,250	03/25/2015	04/01/2033
044357-RO-6	ASHLAND MASS MUNITAX_BND GO			2	1.A	430,349	92.9490	390,386	420,000	422,667		(1,142)			4.200	3.900	AO	4,410	17,640	03/25/2015	04/01/2035
052396-S2-5	AUSTIN TX CITY OF SENIOR MUNITAX_BND GO	0			1.B	1,350,000	90.4840	1,221,534	1,350,000	1,350,000					3.500	3.500	MS	15,750	47,250	08/24/2012	09/01/2032

ANNUAL STATEMENT FOR THE YEAR 2022 OF THE AMERICAN EQUITY INVESTMENT LIFE INSURANCE COMPANY

SCHEDULE D - PART 1

Showing All Long-Term BONDS Owned December 31 of Current Year

1	2	Codes			6	7	Fair Value		10	11	Change in Book/Adjusted Carrying Value				Interest					Dates	
		3	4	5			8	9			12	13	14	15	16	17	18	19	20	21	22
CUSIP Identification	Description	C o d e	F o r e i g n	Bond Char	NAIC Designation, NAIC Designation Modifier and SVO Administrative Symbol	Actual Cost	Rate Used to Obtain Fair Value	Fair Value	Par Value	Book/ Adjusted Carrying Value	Unrealized Valuation Increase/ (Decrease)	Current Year's (Amor-tization) Accretion	Current Year's Other-Than-Temporary Impairment Recognized	Total Foreign Exchange Change in Book/ Adjusted Carrying Value	Rate of	Effective Rate of	When Paid	Admitted Amount Due and Accrued	Amount Received During Year	Acquired	Stated Contractual Maturity Date
052396-JV-8	AUSTIN TX CITY OF SENIOR MUNITAX_BND GO	..0..			..1.B FE	8,201,370	102.3380	8,376,365	8,185,000	8,190,093		(1,617)			..5.310	..5.290	MS	144,875	434,624	11/18/2010	09/01/2029
052397-GQ-3	AUSTIN TX CITY OF SENIOR MUNITAX_BND GO	..0..	2		..1.B FE	1,000,000	..84.0100	840,100	1,000,000	1,000,000					..3.061	..3.061	MS	10,203	30,610	09/08/2016	09/01/2034
052397-GR-1	AUSTIN TX CITY OF SENIOR MUNITAX_BND GO	..0..	2		..1.B FE	1,525,000	..81.9110	1,249,143	1,525,000	1,525,000					..3.161	..3.161	MS	16,068	48,205	09/08/2016	09/01/2036
052397-RP-3	AUSTIN TX CITY OF MUNITAX_BND GO	..0..	2		..1.B FE	7,185,000	76.6880	5,510,033	7,185,000	7,185,000					..2.926	..2.925	MS	70,078	210,233	09/11/2019	09/01/2039
052397-SF-4	AUSTIN TX CITY OF MUNITAX_BND GO	..0..	2		..1.B FE	3,000,000	76.6880	2,300,640	3,000,000	3,000,000					..2.926	..2.925	MS	29,260	87,780	09/11/2019	09/01/2039
052430-FC-4	AUSTIN TEX INDPT SCH DIST MUNITAX_BND GO	..0..			..1.B FE	5,000,000	102.0380	5,101,900	5,000,000	5,000,000					..5.141	..5.141	FA	107,104	257,050	11/05/2010	08/01/2030
052430-FD-2	AUSTIN TEX INDPT SCH DIST MUNITAX_BND GO	..0..			..1.B FE	4,500,000	101.6280	4,573,260	4,500,000	4,500,000					..5.241	..5.241	FA	98,269	235,845	08/11/2010	08/01/2035
054879-HF-1	AZTEC N MEX MUN SCH DIST NO 2 SENIOR MUN	..0..			..1.D FE	7,500,000	100.0410	7,503,075	7,500,000	7,500,000					..5.686	..5.686	FA	177,688	426,450	07/23/2010	08/01/2027
055033-RR-7	AZUSA CALIF UNI SCH DIST MUNITAX_BND GO	..0..	2		..1.D FE	5,600,000	..72.5870	4,064,872	5,600,000	5,600,000					..2.901	..2.901	FA	67,690	162,456	08/28/2019	08/01/2041
05914F-JT-8	BALTIMORE CNTY MD SENIOR MUNITAX_BND GO	..0..			..1.A FE	11,849,280	100.3730	12,044,760	12,000,000	11,922,836		7,874			..4.900	..5.000	MN	98,000	588,000	10/28/2010	11/01/2030
074527-NG-3	BEAUMONT TEX INDPT SCH DIST MUNITAX_BND	..0..	2		..1.A FE	17,886,813	100.3610	17,447,760	17,385,000	17,379,949		(9,793)			..5.810	..5.410	FA	381,581	1,010,069	07/21/2010	02/15/2038
084509-XE-3	BERKS CNTY PA MUNITAX_BND GO	..0..	2		..1.A FE	3,025,000	..78.7050	2,380,826	3,025,000	3,025,000					..2.965	..2.965	MN	11,461	89,691	08/07/2019	11/15/2037
094808-CQ-3	BLOOMINGTON MINN PORT AUTH MUNITAX_BND G	..0..	2		..1.A FE	4,065,000	..90.6460	3,684,760	4,065,000	4,065,000					..3.600	..3.596	FA	60,975	146,340	10/05/2015	02/01/2035
111746-JK-0	BROCKTON MASS MUNITAX_BND GO	..0..	2		..1.E FE	9,901,720	..76.9620	7,557,668	9,820,000	9,894,704		(6,149)			..3.038	..2.939	MN	49,722	283,415	11/05/2021	11/01/2035
138735-XL-4	CANUITILLO TEX INDPT SCH DIST MUNITAX_BND	..0..	2		..1.A FE	2,000,000	..80.1330	1,602,660	2,000,000	2,000,000					..2.964	..2.964	FA	22,395	59,280	09/11/2019	02/15/2036
145231-SF-9	CARROLL TEX INDPT SCH DIST SENIOR MUNITA	..0..	2		..1.A FE	3,500,000	100.0560	3,501,960	3,500,000	3,500,000					..5.192	..5.189	FA	68,650	181,720	09/10/2010	02/15/2035
150461-N4-9	CEDAR PARK TEX MUNITAX_BND GO	..0..	2		..1.A FE	2,980,000	..92.5920	2,759,242	2,980,000	2,980,000					..3.900	..3.900	FA	43,905	116,220	03/26/2015	08/15/2032
150461-N5-6	CEDAR PARK TEX MUNITAX_BND GO	..0..	2		..1.A FE	1,885,000	..92.5540	1,744,643	1,885,000	1,885,000					..4.000	..4.000	FA	28,484	75,400	03/26/2015	08/15/2033
159195-SM-9	CHANNELVIEW TEX INDPT SCH DIST MUNITAX_B	..0..	2		..1.A FE	7,795,570	100.1240	7,759,610	7,750,000	7,747,694		(31,378)			..5.926	..5.848	FA	173,500	459,265	03/24/2010	08/15/2035
164231-KS-0	CHEROKEE CNTY GA SCH SYS SENIOR MUNITAX	..0..			..1.B FE	6,465,000	102.7350	6,641,818	6,465,000	6,465,000					..5.626	..5.626	FA	151,550	363,721	11/12/2010	08/01/2028
167560-PL-9	CHICAGO ILL MET WTR RECLAMATIO SENIOR MU	..0..			..1.B FE	1,972,133	105.6250	1,996,313	1,890,000	1,947,139		(2,820)			..5.720	..5.402	JD	9,009	108,108	08/15/2011	12/01/2038
167560-WW-7	CHICAGO ILL MET WTR RECLAMATIO MUNITAX_B	..0..	2		..1.B FE	3,550,000	..73.8000	2,619,900	3,550,000	3,550,000					..3.060	..3.060	JD	9,053	106,820	11/17/2021	12/01/2041
180848-N2-5	CLARK COUNTY OF NEVADA MUNITAX_BND GO	..0..	2		..1.B FE	10,685,000	..71.4810	7,637,745	10,685,000	10,685,000					..3.150	..3.149	JJ	168,289	336,578	10/02/2019	07/01/2041
185468-RU-1	CLEBURNE TX MUNITAX_BND GO	..0..	2		..1.D FE	1,220,000	..93.7000	1,143,140	1,220,000	1,220,000					..4.434	..4.426	FA	20,436	54,095	01/13/2016	08/15/2036
189342-F8-6	CLOVIS CALIF UNI SCH DIST MUNITAX_BND GO	..0..	2		..1.C FE	678,594	..98.9430	692,601	700,000	681,750		813			..4.125	..4.360	FA	12,031	28,875	10/04/2018	08/01/2038
189342-N2-0	CLOVIS CALIF UNI SCH DIST MUNITAX_BND GO	..0..	2		..1.C FE	6,925,000	..74.9410	5,189,664	6,925,000	6,925,000					..3.067	..3.067	FA	88,496	154,573	10/22/2021	08/01/2039
198036-SL-5	COLUMBIA MO SCH DIST MUNITAX_BND GO	..0..			..1.B FE	2,610,000	101.8160	2,657,398	2,610,000	2,610,000					..5.189	..5.189	MS	45,144	135,433	11/09/2010	09/01/2029
223093-VV-4	COVINA-VALLEY CALIF UNI SCH DI MUNITAX_B	..0..	2		..1.C FE	2,250,000	76.6680	1,725,030	2,250,000	2,250,000					..3.071	..3.071	FA	28,791	69,098	08/14/2019	08/01/2039
234554-GB-3	DALLAS CENTER GRIMES IOWA CMNT MUNITAX_B	..0..			..1.C FE	10,275,000	100.0440	10,279,521	10,275,000	10,275,000					..5.625	..5.625	JD	48,164	577,969	11/09/2010	06/01/2029
234667-JH-7	DALLAS CNTY TEX HOSP DIST MUNITAX_BND GO	..0..			..1.D FE	3,333,038	101.2680	3,291,210	3,250,000	3,269,572		(6,824)			..5.248	..5.000	FA	64,434	170,560	11/29/2010	08/15/2025
235218-J9-6	DALLAS TEX MUNITAX_BND GO	..0..			..1.D FE	5,262,400	100.1030	5,505,665	5,500,000	5,370,640		12,009			..5.195	..5.555	FA	107,941	285,725	04/05/2011	02/15/2035
244415-JP-1	DEERFIELD ILL SENIOR MUNITAX_BND GO	..0..			..1.A FE	11,230,000	..98.3100	11,040,213	11,230,000	11,230,000					..4.000	..3.998	JD	37,433	449,200	09/27/2011	12/01/2028
250375-MJ-7	DESERT CALIF CMNTY COLLEGE DIS MUNITAX_B	..0..	2		..1.C FE	3,160,000	..76.5070	2,417,621	3,160,000	3,160,000					..2.978	..2.978	FA	39,210	61,168	08/01/2037	
269408-MQ-0	EAGAN MINN MUNITAX_BND GO	..0..	2		..1.A FE	100,000	..99.8400	99,840	100,000	100,000					..3.100	..3.100	FA	1,292	3,100	05/22/2013	02/01/2027
269408-HS-6	EAGAN MINN MUNITAX_BND GO	..0..	2		..1.A FE	100,000	..99.8550	99,855	100,000	100,000					..3.300	..3.300	FA	1,375	3,300	05/22/2013	02/01/2029
269408-UT-4	EAGAN MINN MUNITAX_BND GO	..0..	2		..1.A FE	1,040,000	..99.8620	1,038,565	1,040,000	1,040,000					..3.400	..3.400	FA	14,733	35,360	05/22/2013	02/01/2030
30747M-6B-7	FARGO N D SENIOR MUNITAX_BND GO	..0..	1		..1.C FE	1,560,000	..91.3980	1,425,809	1,560,000	1,560,000					..4.000	..4.000	MN	10,400	62,400	12/09/2014	05/01/2034
30747M-6G-6	FARGO N D SENIOR MUNITAX_BND GO	..0..	1		..1.C FE	2,335,000	..89.3750	2,086,906	2,335,000	2,335,000					..4.250	..4.250	MN	16,540	99,238	12/09/2014	05/01/2039
343534-NL-3	FLOWOOD MISS MUNITAX_BND GO	..0..	2		..1.B FE	1,000,000	..87.9830	879,830	1,000,000	1,000,000					..3.772	..3.772	MN	6,287	37,720	11/03/2017	11/01/2037
349545-K9-3	FORT ZUMWALT MO SCH DIST MUNITAX_BND GO	..0..			..1.B FE	6,150,000	101.5790	6,247,109	6,150,000	6,150,000					..5.300	..5.297	MS	108,650	325,950	11/16/2010	03/01/2029
360046-Q9-0	FULTON CNTY GA MUNITAX_BND GO	..0..			..1.B FE	14,285,000	..96.0730	13,724,028	14,285,000	14,285,000					..5.148	..5.146	JJ	367,696	735,392	09/15/2010	07/01/2039
365298-Z8-4	GARDEN GROVE CALIF UNI SCH DIS MUNITAX_B	..0..	2		..1.D FE	17,000,000	..76.3420	12,978,140	17,000,000	17,000,000					..3.237	..3.237	FA	229,288	550,290	09/25/2019	08/01/2040
376087-GL-0	GILROY CALIF UNI SCH DIST MUNITAX_BND GO	..0..	2		..1.D FE	10,000,000	..77.9380	7,793,800	10,000,000	10,000,000					..3.214	..3.214	FA	133,917	321,400	10/09/2019	08/01/2039
385478-EU-2	GRAND FORKS N D PUB SCH DIST N SENIOR MU	..0..			..1.E FE	6,230,000	102.8130	6,405,250	6,230,000	6,230,000					..6.000	..6.000	FA	155,750	373,800	12/14/2010	08/01/2028
401784-VV-9	GUILFORD CNTY N C MUNITAX_BND GO	..0..	2		..1.A FE	2,879,780	..93.4890	2,739,228	2,930,000	2,901,926		2,483			..3.934	..4.060	MS	38,422	115,266	03/14/2012	03/01/2032

ANNUAL STATEMENT FOR THE YEAR 2022 OF THE AMERICAN EQUITY INVESTMENT LIFE INSURANCE COMPANY

SCHEDULE D - PART 1

Showing All Long-Term BONDS Owned December 31 of Current Year

1	2	Codes			6	7	Fair Value		10	11	Change in Book/Adjusted Carrying Value				Interest					Dates	
		3	4	5			8	9			12	13	14	15	16	17	18	19	20	21	22
CUSIP Identification	Description	C o d e	F o r e i g n	Bond Char	NAIC Designation, NAIC Designation Modifier and SVO Administrative Symbol	Actual Cost	Rate Used to Obtain Fair Value	Fair Value	Par Value	Book/ Adjusted Carrying Value	Unrealized Valuation Increase/ (Decrease)	Current Year's (Amor-tization) Accretion	Current Year's Other-Than-Temporary Impairment Recognized	Total Foreign Exchange Change in Book/ Adjusted Carrying Value	Rate of	Effective Rate of	When Paid	Admitted Amount Due and Accrued	Amount Received During Year	Acquired	Stated Contractual Maturity Date
416791-DV-0	HARTFORD WIS JT SCH DIST NO 1 MUNITAX_BN	..0. 1.D FE	1,850,107	102.0650	1,832,067	1,795,000	1,811,127		(4,443)			5.550	5.246	AO	24,906	99,623	04/12/2011	04/01/2026
416848-TR-0	HARTLAND MICH CONS SCH DIST MUNITAX_BND	..0.	2 1.C FE	3,000,000	101.6490	3,049,470	3,000,000	3,000,000					6.650	6.649	MM	33,250	199,500	04/20/2010	05/01/2027
425506-3S-9	HENNEPIN CNTY MINN SENIOR MUNITAX_BND GO	..0. 1.A FE	6,192,165	100.3590	5,971,361	5,950,000	6,094,015		(12,990)			4.650	4.320	JD	23,056	276,675	01/23/2014	12/01/2031
442403-FQ-9	HOUSTON TEX INDPOT SCH DIST SENIOR MUNITA	..0.	1 1.B FE	2,051,400	100.7030	2,014,060	2,000,000	2,000,000		(723)			6.068	5.694	FA	45,847	121,360	01/21/2010	02/15/2029
462668-FS-8	IREDELL CNTY N C SENIOR MUNITAX_BND GO	..	2 1.A FE	12,259,206	89.8240	10,967,510	12,210,000	12,221,882		(5,374)			3.950	3.901	FA	200,956	482,295	02/17/2015	02/01/2035
463777-BV-7	IRVING TEX MUNITAX_BND GO	..	2 1.A FE	9,974,046	73.4710	7,255,261	9,875,000	9,965,134		(8,432)			2.980	2.860	MS	86,648	220,706	11/22/2021	09/15/2041
478898-FD-6	JOHNSON CNTY TEX MUNITAX_BND GO	..0.	2 1.C FE	150,000	98.5300	147,795	150,000	150,000					4.082	4.082	FA	2,313	6,123	11/09/2015	02/15/2029
486116-XX-9	KAUAI CNTY HAWAII SENIOR MUNITAX_BND GO	..0. 1.C FE	2,693,050	105.4500	2,636,250	2,500,000	2,611,020		(8,767)			5.743	5.150	FA	59,823	143,575	09/10/2010	08/01/2032
486116-XZ-4	KAUAI CNTY HAWAII SENIOR MUNITAX_BND GO 1.C FE	5,085,149	107.1280	5,334,974	4,980,000	5,047,442		(4,004)			5.913	5.751	FA	122,695	294,467	05/13/2010	08/01/2034
486116-YA-8	KAUAI CNTY HAWAII SENIOR MUNITAX_BND GO	..0. 1.C FE	445,544	106.5270	426,108	400,000	427,422		(1,923)			5.863	5.020	FA	9,772	23,452	09/08/2010	08/01/2033
49474E-4A-8	KING CNTY WASH SENIOR MUNITAX_BND GO	..0. 1.A FE	10,000,000	105.0980	10,509,800	10,000,000	10,000,000					6.047	6.046	JD	50,392	604,700	11/16/2010	12/01/2030
49474F-H6-0	KING CNTY WASH MUNITAX_BND GO	..	2 1.A FE	13,183,671	69.8540	9,493,159	13,590,000	13,197,631		13,961			2.730	2.929	JD	30,917	371,007	02/03/2022	12/01/2041
494791-SK-3	KING CNTY WASH PUB HOSP DIST N MUNITAX_B	..	2 1.D FE	5,458,034	75.9940	4,073,278	5,360,000	5,448,349		(8,441)			3.001	2.791	JD	13,404	176,045	11/05/2021	12/01/2038
494791-SZ-0	KING CNTY WASH PUB HOSP DIST N MUNITAX_B	..	2 1.D FE	6,191,371	77.4660	4,791,272	6,185,000	6,190,840		(374)			2.851	2.839	JD	14,695	192,988	10/25/2021	12/01/2036
502811-HD-7	LA CROSSE WIS SCH DIST MUNITAX_BND GO	..0.	2 1.C FE	1,814,265	100.0530	1,780,943	1,780,000	1,780,000		(673)			5.500	5.250	MS	32,633	97,900	02/08/2011	03/01/2024
514264-EX-4	LANCASTER OHIO CITY SCH DIST MUNITAX_BND	..0.	2 1.C FE	7,035,400	75.4340	5,272,837	6,990,000	7,022,223		(1,119)			3.322	3.245	AO	58,052	232,208	11/20/2019	10/01/2041
528828-XD-3	LEWISVILLE TEX INDPOT SCH DIST MUNITAX_BN	..0. 1.B FE	3,073,260	100.1490	3,004,470	3,000,000	3,000,000					6.024	5.690	FA	68,272	180,720	01/22/2010	08/15/2028
534247-PJ-4	LINCOLN NEB ARPT AUTH MUNITAX_BND GO	..	2 1.B FE	1,750,000	89.1560	1,560,230	1,750,000	1,750,000					3.571	3.571	JJ	31,246	62,493	10/13/2016	07/01/2033
534366-AM-1	LINCOLN WEST HAYMARKET NEB JT MUNITAX_BN	..0. 1.B FE	7,709,499	97.4140	7,788,249	7,995,000	7,819,354		11,561			4.750	5.012	JD	16,878	379,763	09/09/2010	12/15/2035
534366-AW-9	LINCOLN WEST HAYMARKET NEB JT MUNITAX_BN	..0. 1.B FE	13,670,000	106.2010	14,517,677	13,670,000	13,670,000					5.800	5.799	JD	35,238	792,860	11/19/2010	12/15/2035
54930L-QV-0	LUCAS CNTY OHIO MUNITAX_BND GO	..0.	2 1.C FE	2,655,000	86.3560	2,292,752	2,655,000	2,655,000					3.730	3.730	AO	24,758	99,032	06/30/2017	10/01/2037
54930L-QW-8	LUCAS CNTY OHIO MUNITAX_BND GO	..	2 1.C FE	1,000,000	82.9130	829,130	1,000,000	1,000,000					3.850	3.850	AO	9,625	38,500	06/30/2017	10/01/2040
56155C-AL-2	MAMMOTH LAKES CALIF MUNITAX_BND GO	..0.	2 1.E FE	1,235,938	93.5820	1,169,775	1,250,000	1,240,527		978			4.250	4.364	AO	13,281	53,125	10/12/2017	10/01/2032
563657-SB-2	MANKATO MINN MUNITAX_BND GO	..	2 1.C FE	1,585,000	88.5120	1,402,915	1,585,000	1,585,000					3.800	3.798	FA	25,096	60,230	02/10/2015	02/01/2037
567288-RT-4	MARICOPA CNTY ARIZ UNI SCH DIS MUNITAX_B	..0. 1.C FE	2,823,578	106.7410	2,903,355	2,720,000	2,759,795		(6,066)			6.209	5.654	JJ	84,442	168,885	01/03/2011	07/01/2028
584002-QB-8	MECKLENBURG CNTY N C MUNITAX_BND GO	..0. 1.A FE	1,300,000	97.8990	1,272,687	1,300,000	1,300,000					4.349	4.349	AO	14,134	56,537	10/13/2011	10/01/2030
586145-WM-2	MEMPHIS TENN MUNITAX_BND GO 1.C FE	2,990,000	105.9200	3,167,008	2,990,000	2,990,000					5.792	5.792	JD	86,590	173,181	06/24/2010	07/01/2029
586145-WN-0	MEMPHIS TENN MUNITAX_BND GO	..0. 1.C FE	4,180,000	106.6780	4,459,140	4,180,000	4,180,000					5.842	5.842	JJ	122,098	244,196	06/24/2010	07/01/2030
586145-XF-6	MEMPHIS TENN MUNITAX_BND GO 1.C FE	5,160,000	109.5820	5,654,431	5,160,000	5,160,000					6.042	6.041	JJ	155,884	311,767	06/24/2010	07/01/2034
586840-NM-8	MENLO PK CALIF CITY SCH DIST MUNITAX_BND	..0.	2 1.A FE	3,000,000	77.5710	2,327,130	3,000,000	3,000,000					2.969	2.968	JJ	44,535	89,070	09/11/2019	07/01/2038
592112-DR-4	MET GOVT NASHVILLE & DAVIDSON SENIOR MUN 1.C FE	5,000,000	104.5750	5,228,750	5,000,000	5,000,000					5.707	5.706	JJ	142,675	285,350	06/04/2010	07/01/2034
592112-PC-4	MET GOVT NASHVILLE & DAVIDSON SENIOR MUN 1.C FE	500,000	89.9850	449,925	500,000	500,000					3.493	3.493	JJ	8,733	17,465	02/11/2015	07/01/2029
602245-UM-2	MILWAUKEE CNTY WIS MUNITAX_BND GO	..0. 1.C FE	4,448,323	105.6130	4,616,255	4,370,915	4,398,186		(4,139)			6.840	6.660	JD	24,914	345,213	07/01/2022	12/01/2028
60374Y-7Z-4	MINNEAPOLIS MINN MUNITAX_BND GO	..0.	2 1.B FE	1,690,000	97.1120	1,641,193	1,690,000	1,690,000					4.114	4.114	MS	23,176	69,527	02/13/2014	03/01/2029
60374Y-8A-8	MINNEAPOLIS MINN MUNITAX_BND GO	..0.	2 1.B FE	2,610,000	96.2730	2,512,725	2,610,000	2,610,000					4.379	4.377	MS	38,097	114,292	02/13/2014	03/01/2034
603789-7R-9	MINNEAPOLIS MINN SPL SCH DIST SENIOR MUN 1.B FE	9,117,270	101.5040	9,135,360	9,000,000	9,030,434		(9,333)			5.125	5.000	JD	20,500	461,250	12/08/2010	02/15/2025
631294-4C-6	CITY OF NASHUA MUNITAX_BND GO	..0. 1.B FE	2,056,800	95.6190	1,912,380	2,000,000	2,027,549		(3,368)			4.226	4.000	JJ	38,973	84,520	05/23/2012	01/15/2032
64327T-AQ-1	NEW CASTLE CNTY DEL MUNITAX_BND GO	..0. 1.A FE	4,550,734	98.8880	4,578,514	4,630,000	4,596,980		4,753			4.872	5.019	JJ	104,014	225,574	11/05/2010	07/15/2030
64327T-AR-9	NEW CASTLE CNTY DEL MUNITAX_BND GO 1.A FE	9,588,800	94.2950	9,429,500	10,000,000	9,721,380		14,274			5.002	5.299	JJ	230,648	500,200	11/23/2010	07/15/2040
64966H-YM-6	NEW YORK CITY OF MUNITAX_BND GO	..0. 1.C FE	6,322,500	106.9350	6,416,100	6,000,000	6,200,912		(13,250)			5.968	5.553	MS	119,360	358,080	08/13/2010	03/01/2036
655867-BB-1	NORFOLK VA MUNITAX_BND GO	..	1 1.C FE	12,129,616	73.0150	8,973,544	12,290,000	12,151,584		7,925			2.820	2.911	AO	86,845	346,578	09/10/2019	10/01/2039
669402-F9-5	NORWICH CONN MUNITAX_BND GO	..	2 1.C FE	6,845,000	76.6960	5,249,841	6,845,000	6,845,000					3.551	3.550	FA	101,277	105,329	02/11/2022	08/01/2041
678519-RZ-4	OKLAHOMA CITY OKLA SENIOR MUNITAX_BND GO 1.A FE	2,451,438	92.8050	2,296,924	2,475,000	2,459,852		1,872			4.000	4.074	MS	33,000	99,000	07/16/2014	09/01/2034
685585-FF-3	ORCHARD CALIF SCH DIST MUNITAX_BND GO	..0.	2 1.C FE	1,978,760	86.0440	1,720,880	2,000,000	1,983,338		972			3.750	3.832	FA	31,250	75,000	12/08/2017	08/01/2036
686053-CT-4	OREGON SCHOOL BOARDS ASSOCIATI MUNITAX B 1.C FE	20,050,890	102.4280	19,461,320	19,000,000	19,333,291		(164,804)			5.680	5.170	JD	2,998	1,079,200	09/01/2010	06/30/2028

ANNUAL STATEMENT FOR THE YEAR 2022 OF THE AMERICAN EQUITY INVESTMENT LIFE INSURANCE COMPANY

SCHEDULE D - PART 1

Showing All Long-Term BONDS Owned December 31 of Current Year

1	2	Codes			6	7	Fair Value		10	11	Change in Book/Adjusted Carrying Value				Interest					Dates	
		3	4	5			8	9			12	13	14	15	16	17	18	19	20	21	22
CUSIP Identification	Description	C o d e	F o r e i g n	Bond Char	NAIC Designation, NAIC Designation Modifier and SVO Administrative Symbol	Actual Cost	Rate Used to Obtain Fair Value	Fair Value	Par Value	Book/ Adjusted Carrying Value	Unrealized Valuation Increase/ (Decrease)	Current Year's (Amor-tization) Accretion	Current Year's Other-Than-Temporary Impairment Recognized	Total Foreign Exchange Change in Book/ Adjusted Carrying Value	Rate of	Effective Rate of	When Paid	Admitted Amount Due and Accrued	Amount Received During Year	Acquired	Stated Contractual Maturity Date
692039-SV-3	OXNARD CALIF UN HIGH SCH DIST MUNITAX_BN	2 1.C FE	5,977,80073.0740	4,322,327	5,915,000	5,971,533	(5,795)3.1773.049	FA	78,300	129,456	12/01/2021	08/01/2043
697379-TV-7	PALO ALTO CALIF UNI SCH DIST MUNITAX_BND 1.A FE	2,075,890	103.5940	2,071,880	2,000,000	2,023,774	(5,795)5.8625.494	JJ	58,620	117,240	03/31/2011	07/01/2027
724581-UX-9	PITTSBURG CALIF UNI SCH DIST MUNITAX_BND0..	2 1.E FE	12,680,00077.1120	9,777,802	12,680,000	12,680,0003.5283.528	FA	186,396	447,350	11/27/2019	08/01/2042
742327-FL-8	PRINCETON OHIO CITY SCH DIST MUNITAX_BND	2 1.C FE	12,800,09682.0950	10,499,951	12,790,000	12,796,851	(1,378)3.3153.304	JD	35,332	423,989	12/02/2019	12/01/2039
748508-B5-6	QUINCY MASS MUNITAX_BND GO	2 1.C FE	13,500,00073.8760	9,973,260	13,500,000	13,500,0002.9902.990	JD	17,940	395,801	12/15/2021	12/15/2039
76541V-HL-4	RICHMOND VA CITY OF MUNITAX_BND GO0.. 1.B FE	5,000,000	100.0250	5,001,250	5,000,000	5,000,0005.2705.270	MN	43,917	263,500	11/03/2010	11/01/2029
76541V-KK-2	RICHMOND VA CITY OF MUNITAX_BND GO0.. 1.B FE	5,000,00093.8110	4,690,550	5,000,000	5,000,0004.1504.150	JJ	95,681	207,500	06/14/2012	01/15/2033
76541V-NK-9	RICHMOND VA CITY OF MUNITAX_BND GO0.. 1.B FE	198,85699.5730	199,146	200,000	199,402	734.6504.701	MS	3,100	9,300	09/12/2013	03/01/2030
76541V-NL-7	RICHMOND VA CITY OF MUNITAX_BND GO 1.B FE	2,474,33898.9460	2,463,755	2,490,000	2,480,198	7184.8004.852	MS	39,840	119,520	09/12/2013	03/01/2033
76541V-RD-1	RICHMOND VA CITY OF MUNITAX_BND GO0..	2 1.B FE	897,43493.1610	843,107	905,000	900,624	5043.6253.700	JD	2,734	32,806	11/18/2015	06/01/2030
76541V-RE-9	RICHMOND VA CITY OF MUNITAX_BND GO0..	2 1.B FE	926,28592.1880	866,567	940,000	931,577	8373.6253.750	JD	2,840	34,075	11/18/2015	06/01/2031
76541V-RF-6	RICHMOND VA CITY OF MUNITAX_BND GO0..	2 1.B FE	969,06291.3880	891,033	975,000	971,162	3333.7503.800	JD	3,047	36,563	11/18/2015	06/01/2032
772487-Q9-8	ROCK ISLAND ILL SENIOR MUNITAX_BND GO0..	2 1.G FE	4,253,51291.6310	3,944,715	4,305,000	4,270,790	3,9724.2504.345	JD	15,247	182,963	12/09/2014	12/01/2034
779223-DP-8	ROUND ROCK TEX MUNITAX_BND GO 1.A FE	1,250,00082.0960	1,026,200	1,250,000	1,250,0002.2662.266	FA	10,701	12,825	02/03/2022	08/15/2031
779223-DX-1	ROUND ROCK TEX MUNITAX_BND GO	2 1.A FE	1,750,00073.3520	1,283,660	1,750,000	1,750,0002.9662.966	FA	19,609	23,501	02/03/2022	08/15/2039
788634-AH-6	ST CLAIR CNTY ILL SCH DIST NO MUNITAX_BN	2 1.E FE	645,000	100.1650	646,064	645,000	645,0006.8756.871	AO	11,086	44,344	08/05/2009	04/01/2039
791697-BP-9	ST LOUIS MO SPL ADMINISTRATIVE MUNITAX_B0.. 1.B FE	4,000,000	103.8360	4,153,440	4,000,000	4,000,0006.2506.250	AO	62,500	250,000	12/10/2010	04/01/2026
791697-BX-2	ST LOUIS MO SPL ADMINISTRATIVE MUNITAX_B0.. 1.B FE	950,00097.9680	930,696	950,000	950,0004.7504.750	AO	11,281	45,125	09/21/2011	04/01/2039
791697-CH-6	ST LOUIS MO SPL ADMINISTRATIVE MUNITAX_B0.. 1.B FE	200,00098.4690	196,938	200,000	200,0004.6004.600	AO	2,300	9,200	09/21/2011	04/01/2027
793028-UR-0	ST PAUL MINN PORT AUTH MUNITAX_BND GO0..	2 1.A FE	2,750,00091.2020	2,508,055	2,750,000	2,750,0003.3503.350	FA	38,385	92,125	01/31/2013	02/01/2033
796237-5K-7	SAN ANTONIO TX SENIOR MUNITAX_BND GO	2 1.A FE	1,295,00083.4510	1,080,690	1,295,000	1,295,0003.2283.228	FA	17,418	41,803	08/03/2016	02/01/2035
796237-5L-5	SAN ANTONIO TX SENIOR MUNITAX_BND GO 1.A FE	500,00082.3780	411,890	500,000	500,0003.2783.278	FA	6,829	16,390	08/03/2016	02/01/2036
797272-RG-8	SAN DIEGO CALIF CMNTY COLLEGE MUNITAX_BN0..	2 1.B FE	20,000,00076.0510	15,210,200	20,000,000	20,000,0003.3163.316	FA	276,333	663,200	09/18/2019	08/01/2041
797356-DJ-3	SAN DIEGO CALIF UNI SCH DIST MUNITAX_BND	2 1.A FE	17,604,12570.4780	12,333,650	17,500,000	17,592,387	(9,498)2.9072.837	JJ	254,363	353,281	10/18/2021	07/01/2042
797646-NT-9	SAN FRANCISCO CALIF CITY & CNT SENIOR MU0.. 1.A FE	2,170,904	108.6010	2,340,352	2,155,000	2,162,381	(913)6.0305.965	JD	5,775	129,947	04/16/2010	06/15/2029
79771T-GE-1	SAN FRANCISCO CALIF UNIFIED SC MUNITAX_B0.. 1.D FE	5,034,500	102.6740	5,133,700	5,000,000	5,012,121	(2,845)5.7355.669	JD	12,744	286,750	07/08/2010	06/15/2030
799017-VU-9	SAN MATEO CALIF UN HIGH SCH DI MUNITAX_B0..	2 1.A FE	2,500,00076.6720	1,916,800	2,500,000	2,500,0003.2823.280	MS	27,350	82,050	07/17/2019	09/01/2041
812626-SZ-8	SEATTLE CITY OF SENIOR MUNITAX_BND GO0..	2 1.A FE	1,515,00092.3300	1,398,800	1,515,000	1,515,0003.6303.630	AO	13,749	54,995	05/07/2015	04/01/2029
812626-6A-2	SEATTLE CITY OF SENIOR MUNITAX_BND GO0..	2 1.A FE	1,570,00091.6680	1,439,188	1,570,000	1,570,0003.7303.730	AO	14,640	58,561	05/07/2015	04/01/2030
812626-6B-0	SEATTLE CITY OF SENIOR MUNITAX_BND GO0..	2 1.A FE	7,195,00089.6580	6,450,893	7,195,000	7,195,0003.9603.960	AO	71,231	284,922	05/07/2015	04/01/2035
815626-GQ-3	SEDDGWICK CNTY KANS UNI SCH DIS MUNITAX_B0.. 1.C FE	10,300,044	105.3650	10,589,183	10,050,000	10,137,072	(17,738)6.2205.984	AO	156,278	625,110	05/07/2009	10/01/2028
833086-CM-1	SNOHOMISH CNTY WASH SENIOR MUNITAX_BND G 1.A FE	627,60489.5830	564,373	630,000	627,852	2403.5003.550	JD	1,838	22,050	12/17/2021	12/01/2030
833086-CN-9	SNOHOMISH CNTY WASH SENIOR MUNITAX_BND G 1.A FE	836,24788.5270	746,363	845,000	837,027	7573.5003.625	JD	2,465	29,575	12/17/2021	12/01/2031
833086-CP-4	SNOHOMISH CNTY WASH SENIOR MUNITAX_BND G 1.B FE	841,21987.9020	742,772	845,000	841,527	2983.6003.650	JD	2,535	30,420	12/17/2021	12/01/2032
849476-HD-5	SPRING BRANCH TEX INDPST SCH DI MUNITAX_B0..	1 1.A FE	2,500,000	100.3840	2,509,600	2,500,000	2,500,0005.5385.531	FA	57,688	138,450	11/12/2010	02/01/2030
864813-T8-3	SUFFOLK VA SENIOR MUNITAX_BND GO	2 1.A FE	1,145,00084.1750	963,804	1,145,000	1,145,0002.8502.850	FA	13,597	32,633	07/14/2016	02/01/2033
864813-T9-1	SUFFOLK VA SENIOR MUNITAX_BND GO0..	2 1.A FE	1,175,00083.6140	982,465	1,175,000	1,175,0002.9502.950	FA	14,443	34,663	07/14/2016	02/01/2034
864813-T9-1	SUFFOLK VA SENIOR MUNITAX_BND GO	2 1.A FE	1,000,00082.4480	824,480	1,000,000	1,000,0003.0003.000	FA	12,500	30,000	07/14/2016	02/01/2035
864855-4W-8	SUGAR LAND TEX SUB MUNITAX_BND GO	2 1.A FE	5,250,00092.0500	4,832,625	5,250,000	5,250,0004.3004.299	JD	10,033	225,750	11/05/2014	12/15/2039
866854-RH-7	SUN PRAIRIE WIS AREA SCH DIST MUNI_BND G0.. 1.C FE	1,667,33896.5550	1,680,057	1,740,000	1,683,222	2,9783.5003.800	MS	20,300	60,900	01/20/2017	03/01/2037
867578-VA-1	SUNNYVALE CALIF SCH DIST MUNITAX_BND GO	2 1.B FE	7,570,00075.6040	5,723,223	7,570,000	7,570,0002.9472.946	MS	74,363	223,088	09/06/2019	09/01/2039
87122N-EP-0	SYCAMORE OHIO CMNTY SCH DIST MUNITAX_BND0.. 1.B FE	10,110,600105.7270	10,049,182	10,000,000	10,049,182	(6,803)5.8505.751	JD	48,750	585,000	12/09/2010	12/01/2028
873465-VC-9	TACOMA WA WTR REV SENIOR MUNITAX_BND GO0.. 1.C FE	4,190,000	105.0590	4,401,972	4,190,000	4,190,0005.8905.890	JD	20,566	246,791	12/09/2009	12/01/2030
873465-XX-1	TACOMA WA WTR REV SENIOR MUNITAX_BND GO0.. 1.C FE	4,000,000	102.4600	4,098,400	4,000,000	4,000,0005.3985.397	JD	17,993	215,920	10/27/2010	12/01/2030
873465-YA-0	TACOMA WA WTR REV SENIOR MUNITAX_BND GO0.. 1.C FE	6,085,000	103.5180	6,299,070	6,085,000	6,085,0005.4985.497	JD	27,879	334,553	10/27/2010	12/01/2033

ANNUAL STATEMENT FOR THE YEAR 2022 OF THE AMERICAN EQUITY INVESTMENT LIFE INSURANCE COMPANY

SCHEDULE D - PART 1

Showing All Long-Term BONDS Owned December 31 of Current Year

1	2	Codes			6	7	Fair Value		10	11	Change in Book/Adjusted Carrying Value				Interest					Dates	
		3	4	5			8	9			12	13	14	15	16	17	18	19	20	21	22
CUSIP Identification	Description	C o d e	F o r e i g n	Bond Char	NAIC Designation, NAIC Designation Modifier and SVO Administrative Symbol	Actual Cost	Rate Used to Obtain Fair Value	Fair Value	Par Value	Book/ Adjusted Carrying Value	Unrealized Valuation Increase/ (Decrease)	Current Year's (Amor-tization) Accretion	Current Year's Other-Than-Temporary Impairment Recognized	Total Foreign Exchange Change in Book/ Adjusted Carrying Value	Rate of	Effective Rate of	When Paid	Admitted Amount Due and Accrued	Amount Received During Year	Acquired	Stated Contractual Maturity Date
876014-GE-5	TAOS N MEX MUN SCH DIST NO 1 SENIOR MUNI				.. 1.D FE	4,655,501	101.1510	4,754,097	4,700,000	4,683,180		3,063			5.150	5.237	MS	80,683	242,050	02/08/2011	09/01/2027
882724-DK-0	TEXAS STATE OF MUNITAX_BND GO	..0.	2		.. 1.A FE	6,455,000	87.1180	5,623,467	6,455,000	6,455,000					3.820	3.818	FA	102,742	246,581	05/24/2017	08/01/2037
891381-5N-1	TORRANCE CALIF UNI SCH DIST MUNITAX_BND		2		.. 1.D FE	7,500,000	78.7650	5,907,375	7,500,000	7,500,000					3.344	3.344	FA	104,500	250,800	10/16/2019	08/01/2039
914460-FU-9	UNIVERSITY OF MINNESOTA SENIOR MUNITAX_B	..0.			.. 1.C FE	11,035,000	98.7560	10,897,725	11,035,000	11,035,000					5.018	5.015	FA	230,723	553,736	09/16/2010	08/01/2035
949493-UY-4	WELLESLEY MASS MUNITAX_BND GO	..0.	2		.. 1.A FE	925,000	92.1500	852,388	925,000	925,000					3.500	3.500	JD	2,698	32,375	05/28/2015	06/01/2030
949493-UZ-1	WELLESLEY MASS MUNITAX_BND GO	..0.	2		.. 1.A FE	948,394	91.0380	873,965	960,000	953,076		693			3.500	3.600	JD	2,800	33,600	05/28/2015	06/01/2031
949493-VA-5	WELLESLEY MASS MUNITAX_BND GO	..0.	2		.. 1.A FE	985,637	90.7350	902,813	995,000	989,104		515			3.625	3.700	JD	3,006	36,069	05/28/2015	06/01/2032
949493-VB-3	WELLESLEY MASS MUNITAX_BND GO	..0.	2		.. 1.A FE	811,586	89.6770	739,835	825,000	816,170		682			3.625	3.750	JD	2,492	29,906	05/28/2015	06/01/2033
952734-KU-4	WEST FARGO N D PUB SCH DIST NO MUNITAX_B	..0.			.. 1.E FE	2,060,660	103.3280	2,118,224	2,050,000	2,053,775		(748)			5.750	5.701	MN	19,646	117,875	11/30/2010	05/01/2027
971567-NZ-1	WILMINGTON DEL SENIOR MUNITAX_BND GO	..0.			.. 1.C FE	1,500,000	97.8910	1,468,365	1,500,000	1,500,000					4.631	4.631	MN	11,578	69,465	11/16/2011	11/01/2030
971668-N9-5	WILMINGTON N C SENIOR MUNITAX_BND GO		2		.. 1.A FE	130,000	94.2860	122,572	130,000	130,000					4.100	4.100	JD	444	5,330	06/20/2014	06/01/2032
971668-P2-8	WILMINGTON N C SENIOR MUNITAX_BND GO		2		.. 1.A FE	150,000	93.9170	140,876	150,000	150,000					4.150	4.150	JD	519	6,225	06/20/2014	06/01/2033
971668-P3-6	WILMINGTON N C SENIOR MUNITAX_BND GO		2		.. 1.A FE	120,000	93.5650	112,278	120,000	120,000					4.200	4.200	JD	420	5,040	06/20/2014	06/01/2034
985697-AA-9	YELLOWSTONE CNTY MONT SCH DIST MUNITAX_B	..0.			.. 1.D FE	5,660,655	102.1290	5,775,395	5,655,000	5,656,994		(386)			5.400	5.391	JD	13,572	305,370	12/02/2010	06/15/2027
987388-HB-4	YOSEMITE CALIF CMNTY COLLEGE D MUNITAX B		2		.. 1.C FE	8,250,000	81.3060	6,707,745	8,250,000	8,250,000					2.607	2.607	FA	89,616	97,980	01/28/2022	08/01/2032
0619999999	Subtotal - Bonds - U.S. Political Subdivisions - Issuer Obligations					718,844,212	XXX	649,280,998	716,615,915	716,886,164		(277,333)			XXX	XXX	XXX	8,742,337	30,719,009	XXX	XXX
0709999999	Total - U.S. Political Subdivisions Bonds					718,844,212	XXX	649,280,998	716,615,915	716,886,164		(277,333)			XXX	XXX	XXX	8,742,337	30,719,009	XXX	XXX
010268-CX-6	ALABAMA FEDERAL AID HIGHWAY FI MUNITAX_B		2		.. 1.C FE	4,021,400	74.4470	2,977,880	4,000,000	4,018,957		(1,994)			2.650	2.588	MS	35,333	93,339	10/18/2021	09/01/2037
01030L-BS-3	ALABAMA INCENTIVES FING AUTH MUNITAX_BND	..0.			.. 1.F FE	3,805,956	103.1460	3,909,233	3,790,000	3,794,616		(982)			6.042	5.999	MS	76,331	228,992	10/14/2009	09/01/2029
04048R-DS-2	ARIZONA BRD REGENTS MUNITAX_BND REV	..0.			.. 1.C FE	5,975,484	105.9200	6,312,832	5,960,000	5,966,588		(1,021)			6.204	6.176	JJ	184,879	369,758	04/16/2010	07/01/2030
04184R-CX-4	ARLINGTON TEX SENIOR MUNITAX_BND REV	..0.			.. 1.E FE	1,500,000	84.5530	1,268,295	1,500,000	1,500,000					4.215	4.215	FA	23,885	63,225	03/08/2018	02/15/2041
050589-RK-8	AUBURN UNIVERSITY MUNITAX_BND REV		2		.. 1.D FE	4,192,800	59.4250	2,971,250	5,000,000	4,205,908		13,108			2.681	3.597	JD	11,171	134,050	03/18/2022	06/01/2050
051245-CX-2	AUGUSTA GA URBAN REDEV AGY MUNITAX_BND R	..0.	2		.. 1.C FE	150,000	98.7170	148,076	150,000	150,000					4.100	4.100	AO	1,538	6,150	05/09/2018	10/01/2038
052405-FY-8	AUSTIN TEX CMNTY COLLEGE DIST MUNITAX_BN		2		.. 1.D FE	2,839,990	74.3090	2,311,010	3,110,000	2,856,066		16,076			2.208	3.050	FA	28,612	34,334	02/09/2022	08/01/2034
052414-NR-6	AUSTIN TX CITY OF SENIOR MUNITAX_BND RE		1		.. 1.D FE	3,000,000	92.7860	2,783,580	3,000,000	3,000,000					3.156	3.156	MN	12,098	94,680	12/05/2012	11/15/2027
052414-NV-7	AUSTIN TX CITY OF SENIOR MUNITAX_BND RE		1		.. 1.D FE	3,500,000	93.7490	3,281,215	3,500,000	3,500,000					3.006	3.006	MN	13,444	105,210	12/05/2012	11/15/2026
052414-TJ-8	AUSTIN TX CITY OF MUNITAX_BND REV		1		.. 1.D FE	5,000,000	80.0390	4,001,950	5,000,000	5,000,000					3.336	3.336	MN	21,313	166,800	07/31/2019	11/15/2039
052476-XD-5	AUSTIN TX CITY OF SENIOR MUNITAX_BND RE	..0.			.. 1.C FE	4,500,000	103.5410	4,659,345	4,500,000	4,500,000					5.768	5.767	MN	33,166	259,560	11/18/2010	11/15/2030
066836-AB-3	BAPTIST HEALTH SOUTH FLORIDA I SENIOR MU	..0.	1		.. 1.E FE	3,928,919	85.1890	3,151,993	3,700,000	3,896,221		(6,899)			4.342	3.941	MN	20,528	160,654	11/13/2017	11/15/2041
072024-YC-0	BAY AREA TOLL AUTHORITY SUB MUNITAX_BND		2		.. 1.D FE	18,520,000	75.4100	13,965,932	18,520,000	18,520,000					3.176	3.176	AO	147,049	457,485	12/09/2021	04/01/2041
072031-AP-2	BAY AREA CALIF WTR SPPLY & CON MUNITAX_B				.. 1.D FE	2,500,000	93.9450	2,348,625	2,500,000	2,500,000					3.365	3.365	AO	21,031	84,125	02/01/2013	10/01/2027
072031-AQ-0	BAY AREA CALIF WTR SPPLY & CON MUNITAX_B	..0.			.. 1.D FE	2,225,000	92.9040	2,067,114	2,225,000	2,225,000					3.465	3.465	AO	19,274	77,096	02/01/2013	10/01/2028
072031-AR-8	BAY AREA CALIF WTR SPPLY & CON MUNITAX_B				.. 1.D FE	5,500,000	91.0880	5,009,840	5,500,000	5,500,000					3.994	3.994	AO	54,918	219,670	02/01/2013	10/01/2034
08352P-AA-9	BEREA COLLEGE MUNI_BND REV	..0.	1		.. 1.A FE	17,250,000	69.1970	11,936,483	17,250,000	17,250,000					3.592	3.592	JD	51,635	619,620	03/31/2021	06/01/2071
088632-DC-5	BI STATE DEV AGY MO ILL MUNITAX_BND REV		2		.. 1.C FE	2,253,460	73.3760	1,691,317	2,305,000	2,255,402		1,942			2.929	3.087	AO	16,878	67,513	02/02/2022	10/01/2040
091096-NQ-6	BIRMINGHAM ALA WTRWKS BRD SENIOR MUNITAX	..0.			.. 1.C FE	20,000,000	79.9920	15,998,400	20,000,000	20,000,000					3.463	3.463	JJ	346,300	692,600	11/06/2019	01/01/2039
101427-CR-1	BOULDER COLO MUNITAX_BND REV		2		.. 1.B FE	6,010,000	75.0650	4,511,407	6,010,000	6,010,000					2.900	2.900	MN	29,048	174,290	09/11/2019	11/01/2039
102291-AB-7	BOWDOIN COLLEGE SENIOR MUNITAX_BND REV	..0.			.. 1.C FE	5,000,000	79.2780	3,963,900	5,000,000	5,000,000					4.061	4.061	JJ	101,525	203,050	03/28/2017	07/01/2047
119807-AS-4	BUFFALO STATE COLLEGE FOUNDATI SECURED M	..0.	2		.. 1.C FE	6,360,000	79.7480	5,071,973	6,360,000	6,360,000					3.500	3.500	MN	37,100	222,600	01/17/2020	11/01/2041
130179-LE-2	CALIFORNIA EDUCATIONAL FACILIT MUNITAX_B	..0.	2		.. 1.F FE	3,365,000	82.8200	2,786,893	3,365,000	3,365,000					3.731	3.731	AO	31,387	125,548	11/09/2017	04/01/2037
130179-LF-9	CALIFORNIA EDUCATIONAL FACILIT MUNITAX_B	..0.	1		.. 1.F FE	3,320,000	78.1670	2,595,144	3,320,000	3,320,000					3.787	3.787	AO	31,432	125,728	11/09/2017	04/01/2042
13032U-D9-6	CALIFORNIA HEALTH FACS FING AU SENIOR MU		2		.. 1.D FE	10,790,000	88.4360	9,542,244	10,790,000	10,790,000					4.353	4.353	JD	39,141	305,298	03/30/2022	06/01/2041
13077D-HI-5	CALIFORNIA STATE UNIVERSITY MUNITAX_BND		2		.. 1.D FE	3,087,265	81.4990	2,493,869	3,060,000	3,079,327		(2,580)			3.470	3.365	MN	17,697	106,182	07/16/2019	11/01/2039
13077D-NK-4	CALIFORNIA STATE UNIVERSITY MUNITAX_BND		2		.. 1.D FE	2,934,234	70.3920	2,354,612	3,345,000	2,940,481		6,247			2.897	3.572	MN	16,151	96,905	03/18/2022	11/01/2051
13077D-RV-6	CALIFORNIA STATE UNIVERSITY MUNITAX_BND		2		.. 1.D FE	6,902,147	67.6420	5,553,408	8,210,000	6,919,964		17,817			2.939	3.827	MN	40,215	241,292	03/23/2022	11/01/2052

ANNUAL STATEMENT FOR THE YEAR 2022 OF THE AMERICAN EQUITY INVESTMENT LIFE INSURANCE COMPANY

SCHEDULE D - PART 1

Showing All Long-Term BONDS Owned December 31 of Current Year

1	2	Codes			6	7	Fair Value		10	11	Change in Book/Adjusted Carrying Value				Interest					Dates	
		3	4	5			8	9			12	13	14	15	16	17	18	19	20	21	22
CUSIP Identification	Description	C o d e	F o r e i g n	Bond Char	NAIC Designation, NAIC Designation Modifier and SVO Administrative Symbol	Actual Cost	Rate Used to Obtain Fair Value	Fair Value	Par Value	Book/ Adjusted Carrying Value	Unrealized Valuation Increase/ (Decrease)	Current Year's (Amor-tization) Accretion	Current Year's Other-Than-Temporary Impairment Recognized	Total Foreign Exchange Change in Book/ Adjusted Carrying Value	Rate of	Effective Rate of	When Paid	Admitted Amount Due and Accrued	Amount Received During Year	Acquired	Stated Contractual Maturity Date
180848-FR-9	CLARK COUNTY OF NEVADA SENIOR MUNITAX_B	..0..			..1.B FE	1,000,000	105.0830	1,050,830	1,000,000	1,000,000					6.554	6.553	JJ	32,770	65,540	01/14/2010	07/01/2030
183596-CY-9	BALTIMORE MD BRD SCH COMMS MUNITAX_BND	..0..	1		..1.B FE	4,000,000	102.4690	4,098,760	4,000,000	4,000,000					5.692	5.692	JD	10,119	227,680	02/03/2011	12/15/2025
186387-WU-6	CLEVELAND OHIO SUB MUNITAX_BND REV	..0..			..1.D FE	2,000,000	69.9910	1,399,820	2,000,000	2,000,000					3.072	3.072	AO	15,360	61,440	02/14/2020	10/01/2041
186398-JN-4	CLEVELAND OHIO SENIOR MUNITAX_BND REV	..0..	2		..1.G FE	9,000,000	100.9290	9,083,610	9,000,000	9,000,000					5.500	5.497	MN	63,250	495,000	10/23/2014	11/15/2038
190760-HQ-4	COBB-MARIETTA GA COLISEUM & EX MUNITAX_B	..0..	2		..1.A FE	4,477,005	94.5950	4,256,775	4,500,000	4,488,532		1,391			3.650	3.700	JJ	82,125	164,250	08/26/2015	07/01/2028
190760-HR-2	COBB-MARIETTA GA COLISEUM & EX MUNITAX_B	..0..	2		..1.A FE	5,077,535	94.0320	4,800,334	5,105,000	5,090,371		1,906			3.750	3.801	JJ	95,719	191,438	08/25/2015	07/01/2029
19633S-AB-9	COLORADO BRIDGE ENTERPRISE SENIOR MUNITA				..1.C FE	7,242,270	107.7830	7,544,810	7,000,000	7,161,127		(9,231)			6.078	5.808	JD	35,455	425,460	01/04/2011	12/01/2040
19648F-NU-4	COLORADO HEALTH FACILITIES AUT MUNITAX_B	..0..			..1.E FE	4,990,922	80.5500	3,795,575	4,715,000	4,960,887		(10,784)			3.696	3.290	MN	29,044	174,266	02/12/2020	11/01/2039
19648F-NV-2	COLORADO HEALTH FACILITIES AUT MUNITAX_B	..0..			..1.E FE	9,417,419	77.2590	6,988,077	9,045,000	9,388,405		(10,278)			3.796	3.545	MN	57,225	343,348	01/21/2020	11/01/2044
19648F-VT-8	COLORADO HEALTH FACILITIES AUT MUNI_BND		2		..1.E	18,826,413	83.8130	15,778,982	18,826,413	18,826,413		14,470			5.000	6.047	JJ	295,470		09/08/2022	07/01/2040
196632-GV-9	COLORADO SPRINGS COLO SENIOR MUNITAX_BND				..1.C FE	1,496,145	102.8720	1,543,080	1,500,000	1,497,309		95			5.545	5.564	MN	10,628	83,175	06/22/2011	11/15/2039
196632-HE-6	COLORADO SPRINGS COLO SENIOR MUNITAX_BND				..1.C FE	4,000,000	107.1720	4,286,880	4,000,000	4,000,000					6.013	6.012	MN	30,733	240,520	11/06/2009	11/15/2039
196707-RA-7	COLORADO ST BRD GOVERNORS MUNITAX_BND RE		2		..1.C FE	1,619,320	73.5040	1,201,790	1,635,000	1,620,043		722			2.742	2.817	MS	14,944	30,012	12/16/2021	03/01/2038
196707-RS-4	COLORADO ST BRD GOVERNORS MUNITAX_BND RE		2		..1.C FE	10,000,000	69.9960	6,999,600	10,000,000	10,000,000					2.881	2.881	MS	96,033	192,867	12/15/2021	03/01/2042
198504-RS-0	COLUMBIA S C MUNITAX_BND REV	..0..	2		..1.B FE	3,960,000	79.8700	3,162,852	3,960,000	3,960,000					3.156	3.156	FA	52,074	124,978	11/21/2019	02/01/2039
198504-B6-8	COLUMBIA S C MUNITAX_BND REV	..0..	2		..1.B FE	3,000,000	75.0220	2,250,660	3,000,000	3,000,000					3.256	3.256	FA	40,700	97,680	11/21/2019	02/01/2043
20281P-CT-7	COMMONWEALTH FINANCING AUTHORI SENIOR MU	..0..			..1.E FE	7,000,000	107.0530	7,493,710	7,000,000	7,000,000					6.218	6.217	JD	36,272	435,260	11/04/2009	06/01/2039
20281P-KT-8	COMMONWEALTH FINANCING AUTHORI MUNITAX_B	..0..			..1.E FE	4,000,000	87.7310	3,509,240	4,000,000	4,000,000					3.864	3.864	JD	12,880	154,560	01/11/2018	06/01/2038
231266-GC-5	UNIVERSITY OF MISSOURI SENIOR MUNITAX_BN				..1.B FE	15,863,600	107.3130	16,848,141	15,700,000	15,825,808		(4,081)			5.792	5.719	MN	151,557	909,344	12/10/2010	11/01/2041
231266-LF-2	UNIVERSITY OF MISSOURI SENIOR MUNITAX_BN	..0..			..1.B FE	5,000,000	95.3310	4,766,550	5,000,000	5,000,000					4.874	4.874	MN	40,617	243,700	11/13/2013	11/01/2043
235036-6Z-8	DALLAS FORT WORTH TEX INTL ARP MUNITAX_B	..0..	1		..1.E FE	7,663,244	77.7360	5,783,558	7,440,000	7,638,921		(22,535)			3.089	2.707	MN	38,304	229,822	12/14/2021	11/01/2040
235036-8L-7	DALLAS FORT WORTH TEX INTL ARP MUNITAX_B		2		..1.E FE	5,000,800	75.5770	3,778,850	5,000,000	5,000,733		(67)			2.841	2.839	MN	23,675	138,499	11/22/2021	11/01/2036
235036-8N-3	DALLAS FORT WORTH TEX INTL ARP MUNITAX_B		2		..1.E FE	7,620,000	71.7580	5,467,960	7,620,000	7,620,000					2.843	2.842	MN	36,106	211,221	10/28/2021	11/01/2046
23503C-AN-7	DALLAS FORT WORTH TEX INTL ARP MUNITAX_B		2		..1.E FE	8,875,000	89.8820	7,977,028	8,875,000	8,875,000					4.507	4.507	MN	66,666	211,109	04/06/2022	11/01/2051
235241-WM-4	DALLAS AREA RAPID TRANSIT SENIOR MUNITAX		2		..1.B FE	21,735,000	65.8350	14,309,237	21,735,000	21,735,000					2.613	2.613	JD	47,328	567,936	11/10/2021	12/01/2048
235416-4A-9	DALLAS TEX SENIOR MUNITAX_BND REV	..0..			..1.C FE	3,000,000	92.7050	2,781,150	3,000,000	3,000,000					3.748	3.748	AO	28,110	112,440	08/22/2012	10/01/2031
235416-4C-5	DALLAS TEX SENIOR MUNITAX_BND REV	..0..			..1.C FE	3,577,220	92.7580	3,325,374	3,585,000	3,581,017		3,834			3.648	3.665	AO	32,695	130,781	09/14/2012	10/01/2030
237450-AA-2	DARTMOUTH-HITCHCOCK HEALTH SECURED MUNI	..0..	1		..1.F FE	16,068,013	78.0310	11,952,789	15,318,000	16,038,545		(16,497)			4.178	3.875	FA	266,661	639,986	04/28/2021	08/01/2048
24917D-AG-8	DENVER COLO CITY & CNTY MUNITAX_BND REV	..0..	2		..1.D FE	4,000,000	90.3770	3,615,080	4,000,000	4,000,000					3.818	3.817	FA	63,633	152,720	03/24/2016	08/01/2032
25477G-EU-5	DISTRICT OF COLUMBIA WASHINGT SENIOR MU	..0..			..1.B FE	3,012,150	104.0380	3,121,140	3,000,000	3,006,497		(687)			5.582	5.549	JD	13,955	167,460	12/06/2010	12/01/2035
25477G-EV-3	DISTRICT OF COLUMBIA WASHINGT SENIOR MU				..1.B FE	4,000,000	100.9670	4,038,680	4,000,000	4,000,000					5.282	5.282	JD	17,607	211,280	12/03/2010	12/01/2026
25484S-TH-3	DISTRICT OF COLUMBIA WATER AND SUB MUNI		2		..1.C FE	13,695,000	75.2460	10,304,940	13,695,000	13,695,000					3.526	3.526	AO	120,721	252,174	02/25/2022	10/01/2044
259561-PJ-1	DOUGLAS CNTY WASH PUB UTIL DIS MUNITAX_B				..1.C FE	13,674,286	99.1530	13,484,808	13,600,000	13,649,494		(9,206)			5.450	5.410	MS	247,067	741,200	09/02/2010	09/01/2040
264416-AN-8	DUKE UNIVERSITY SENIOR MUNITAX_BND REV	..0..			..1.B FE	5,110,376	108.3010	4,927,696	4,550,000	4,940,085		(19,437)			5.850	4.979	AO	66,544	266,175	11/04/2013	04/01/2037
26442T-AD-9	DUKE UNIVERSITY SENIOR MUNITAX_BND REV	..0..			..1.B FE	18,000,000	81.3120	14,636,160	18,000,000	18,000,000					3.199	3.199	AO	143,955	575,820	10/12/2016	10/01/2038
26442T-AE-7	DUKE UNIVERSITY SENIOR MUNITAX_BND REV				..1.B FE	10,000,000	74.4790	7,447,900	10,000,000	10,000,000					3.299	3.299	AO	82,475	329,900	10/12/2016	10/01/2046
271012-DN-3	EAST BAY MUNICIPAL UTILITY DIS SENIOR MU	..0..			..1.B FE	12,675,000	100.1920	12,699,336	12,675,000	12,675,000					5.076	5.076	JD	53,615	643,383	10/06/2010	06/01/2033
29270C-WJ-0	ENERGY NORTHWEST SENIOR MUNITAX_BND REV				..1.C FE	14,627,853	101.0790	14,610,969	14,455,000	14,481,007		(16,237)			5.710	5.583	JJ	412,690	825,381	02/16/2011	07/01/2024
295139-AR-0	ERIE CNTY OHIO MUNITAX_BND REV	..0..			..1.D	2,697,750		2,559,646	2,697,750	2,697,750					4.520	4.520	AO	30,485	121,938	05/01/2018	04/01/2038
29634E-ER-9	ESCONDIDO CALIF JT PIERS FING A MUNITAX_B	..0..	2		..1.D FE	6,670,000	78.0960	5,209,003	6,670,000	6,670,000					3.510	3.509	MS	78,039	234,117	11/14/2019	09/01/2041
303891-YQ-2	FAIRFAX CNTY VA ITR AUTH MUNITAX_BND REV	..0..	1		..1.A FE	200,000	94.5460	189,092	200,000	200,000		8,584			3.085	3.085	AO	1,543	6,170	02/15/2013	04/01/2027
303891-YS-8	FAIRFAX CNTY VA ITR AUTH MUNITAX_BND REV	..0..	1		..1.A FE	2,631,000	92.2270	2,513,186	2,725,000	2,680,852		19,162			3.305	3.595	AO	22,515	90,061	06/20/2013	04/01/2029
303891-YT-6	FAIRFAX CNTY VA ITR AUTH MUNITAX_BND REV	..0..	1		..1.A FE	2,645,000	91.2550	2,413,695	2,645,000	2,645,000					3.405	3.405	AO	22,516	90,062	02/15/2013	04/01/2030
31315P-20-1	FEDERAL AGRICULTURAL MORTGAGE AGENCY_BND				..1.A	8,000,000	98.3770	7,870,136	8,000,000	8,000,000					3.900	3.900	MN	52,000	312,000	04/24/2014	05/01/2029
31331K-PH-7	FEDERAL FARM CREDIT BANKS FUND AGENCY BN				..1.A	6,722,769	100.4480	6,250,854	6,223,000	6,526,023		(26,064)			4.500	3.880	JD	11,668	280,035	04/07/2014	06/16/2032

ANNUAL STATEMENT FOR THE YEAR 2022 OF THE AMERICAN EQUITY INVESTMENT LIFE INSURANCE COMPANY

SCHEDULE D - PART 1

Showing All Long-Term BONDS Owned December 31 of Current Year

1	2	Codes			6	7	Fair Value		10	11	Change in Book/Adjusted Carrying Value				Interest					Dates	
		3	4	5			8	9			12	13	14	15	16	17	18	19	20	21	22
CUSIP Identification	Description	C o d e	F o r e i g n	Bond Char	NAIC Designation, NAIC Designation Modifier and SVO Administrative Symbol	Actual Cost	Rate Used to Obtain Fair Value	Fair Value	Par Value	Book/ Adjusted Carrying Value	Unrealized Valuation Increase/ (Decrease)	Current Year's (Amor-tization) Accretion	Current Year's Other-Than-Temporary Impairment Recognized	Total Foreign Exchange Change in Book/ Adjusted Carrying Value	Rate of	Effective Rate of	When Paid	Admitted Amount Due and Accrued	Amount Received During Year	Acquired	Stated Contractual Maturity Date
31331X-26-2	FEDERAL FARM CREDIT BANKS FUND AGENCY_BN				1.A	6,377,986	108.8620	5,938,444	5,455,000	5,958,431		(53,165)			5.670	4.270	AO	54,127	309,299	08/19/2013	10/28/2030
313383-PK-1	FEDERALHOMELOANBANKS AGENCY_BND				1.A	9,608,366	96.5960	9,645,091	9,985,000	9,746,230		17,502			4.140	4.427	JJ	202,096	413,379	08/16/2013	07/05/2033
3133EA-E7-9	FEDERAL FARM CREDIT BANKS FUND AGENCY_BN				1.A	2,808,831	90.6340	2,836,829	3,130,000	2,955,414		19,619			2.840	3.690	FA	37,038	88,892	06/17/2014	08/01/2030
3133EA-G6-9	FEDERAL FARM CREDIT BANKS FUND AGENCY_BN				1.A	6,331,913	90.8390	6,798,376	7,484,000	6,820,475		62,444			3.100	4.347	FA	93,446	232,004	09/18/2013	08/06/2031
3133EA-GS-1	FEDERAL FARM CREDIT BANKS FUND AGENCY_BN				1.A	4,610,085	94.1120	4,695,238	4,989,000	4,773,829		21,680			3.480	4.105	MS	52,567	173,617	03/11/2014	03/12/2031
3133EA-R4-2	FEDERAL FARM CREDIT BANKS FUND AGENCY_BN				1.A	2,512,440	88.5200	2,655,609	3,000,000	2,688,160		22,387			3.210	4.443	MS	30,763	96,300	08/19/2013	09/06/2033
3133EA-ZR-2	FEDERAL FARM CREDIT BANKS FUND AGENCY_BN				1.A	8,374,500	90.3030	9,030,330	10,000,000	9,068,945		88,087			3.020	4.333	JJ	131,706	302,000	08/16/2013	07/24/2031
3133EC-MIS-0	FEDERAL FARM CREDIT BANKS FUND AGENCY_BN				1.A	2,506,268	89.7690	2,468,634	2,750,000	2,602,781		12,954			3.080	3.766	AO	14,587	84,700	06/19/2014	04/29/2032
3133EC-VZ-4	FEDERAL FARM CREDIT BANKS FUND AGENCY_BN				1.A	9,081,456	96.0790	9,117,935	9,490,000	9,230,038		18,895			4.100	4.427	FA	162,121	389,090	08/16/2013	08/01/2033
3133EC-YZ-1	FEDERAL FARM CREDIT BANKS FUND AGENCY_BN				1.A	10,064,600	98.8160	9,881,590	10,000,000	10,039,301		(3,216)			4.310	4.260	MS	134,089	431,000	08/29/2013	09/09/2032
3133ED-2L-5	FEDERAL FARM CREDIT BANKS FUND AGENCY_BN				1.A	4,992,500	99.3390	4,966,955	5,000,000	4,995,651		403			4.300	4.312	MS	58,528	215,000	09/17/2013	09/23/2031
3133ED-EJ-7	FEDERAL FARM CREDIT BANKS FUND AGENCY_BN				1.A	5,117,803	97.8220	4,707,204	4,812,000	4,998,691		(15,967)			4.170	3.686	FA	82,494	200,660	06/16/2014	08/03/2032
3133ED-FJ-6	FEDERAL FARM CREDIT BANKS FUND AGENCY_BN				1.A	40,000,000	97.4880	38,995,280	40,000,000	40,000,000					4.200	4.200	FA	620,667	1,680,000	02/11/2014	02/18/2033
34531X-AC-8	FORD FOUNDATION SENIOR CORP_BND	..0.	1		1.A FE	9,059,282	59.9240	6,022,312	10,050,000	9,074,503		8,640			2.815	3.215	JD	23,576	282,908	12/02/2021	06/01/2070
346609-IA-5	FORSYTH CNTY GA WTR & SEW AUTH MUNITAX_B	2			1.A FE	3,500,000	74.5810	2,610,335	3,500,000	3,500,000					3.390	3.390	AO	29,663	64,598	02/18/2022	04/01/2044
353187-EK-9	FRANKLIN CNTY OHIO MUNITAX_BND REV	2			1.C FE	7,244,640	67.4620	5,396,960	8,000,000	7,256,894		12,254			3.382	3.946	MN	45,093	270,560	03/10/2022	11/01/2050
359900-BV-2	FULTON CNTY GA DEV AUTH MUNITAX_BND REV	..0.			1.B FE	1,900,000	90.8350	1,725,865	1,900,000	1,900,000					3.812	3.812	MN	12,071	72,428	02/16/2017	11/01/2032
359900-WI-0	FULTON CNTY GA DEV AUTH MUNITAX_BND REV	..0.			1.B FE	6,009,810	87.2920	5,237,520	6,000,000	6,007,511		(432)			4.029	4.017	MN	40,290	241,740	03/07/2017	11/01/2038
359900-8X-8	FULTON CNTY GA DEV AUTH MUNITAX_BND REV	..0.			1.B FE	8,000,000	82.7000	6,616,000	8,000,000	8,000,000					4.234	4.234	MN	56,453	338,720	02/16/2017	11/01/2047
362848-QZ-9	GAINESVILLE FLA SENIOR MUNITAX_BND REV	..0.			1.E FE	5,000,000	103.9490	5,197,450	5,000,000	5,000,000					5.874	5.874	AO	73,425	293,700	11/10/2010	10/01/2030
366133-SJ-6	GARLAND TEX SUB MUNITAX_BND REV	2			1.E FE	6,907,590	71.9670	4,965,723	6,900,000	6,907,892		472			2.950	2.932	MS	67,850	203,550	10/28/2021	03/01/2041
372546-AT-8	GEORGE WASHINGTON UNIVERSITY SENIOR MUNI	..0.	1		1.E FE	20,000,000	83.9670	16,793,400	20,000,000	20,000,000					4.300	4.300	MS	253,222	860,000	07/29/2014	09/15/2044
38122N-D5-8	GOLDEN STATE TOBACCO SECURITIZ SENIOR MU	..0.	2		1.G FE	5,000,000	74.8950	3,744,750	5,000,000	5,000,000					3.714	3.714	JD	15,475	178,478	12/08/2021	06/01/2041
386289-GA-4	GRAND RAPIDS MICH MUNITAX_BND REV	..0.			1.C FE	10,000,000	111.5870	11,158,700	10,000,000	10,000,000					6.720	6.718	JJ	336,000	672,000	12/02/2010	01/01/2041
386289-JJ-2	GRAND RAPIDS MICH MUNI_BND REV	2			1.C FE	1,446,917	100.0000	1,350,000	1,350,000	1,350,000		(11,466)			4.000	3.131	JJ	27,000	54,000	04/19/2013	01/01/2031
403720-E6-6	GIWINNETT CNTY GA DEV AUTH MUNITAX_BND RE	..0.	2		1.A FE	2,536,607	82.4880	2,202,430	2,670,000	2,567,206		5,706			3.500	3.868	JJ	46,725	93,450	02/07/2017	01/01/2038
409327-DR-1	HAMPTON ROADS SANTN DIST VA MUNITAX_BND	..0.			1.B FE	914,395	103.3290	893,796	1,865,000	882,597		(3,563)			5.814	5.282	MN	8,382	50,291	05/11/2011	11/01/2029
409327-LQ-4	HAMPTON ROADS SANTN DIST VA SUB MUNITAX_	..0.	1		1.C FE	15,000,000	73.4310	11,014,650	15,000,000	15,000,000					2.782	2.782	FA	173,875	417,300	08/30/2019	02/01/2039
416498-EX-7	HARTFORD CNTY CONN MET DIST MUNITAX_BND	2			1.C FE	7,967,048	72.1100	5,822,883	8,075,000	7,970,465		3,417			2.952	3.038	MN	39,729	237,050	02/01/2022	11/01/2042
429754-SJ-3	HIGH POINT N C MUNITAX_BND REV	..0.	2		1.D FE	2,000,000	83.0730	1,661,460	2,000,000	2,000,000					3.780	3.779	AO	18,900	75,600	01/20/2018	10/01/2038
43232B-BR-5	HILLSBOROUGH CNTY FLA MUNITAX_BND REV	..0.	2		1.D FE	915,000	91.4880	837,115	915,000	915,000					4.000	4.000	AO	9,150	36,600	01/24/2017	10/01/2030
43232B-BT-1	HILLSBOROUGH CNTY FLA MUNITAX_BND REV	..0.	2		1.D FE	985,000	90.0200	886,697	985,000	985,000					4.100	4.100	AO	10,096	40,385	01/24/2017	10/01/2032
438701-XD-1	HONOLULU HAWAII CITY & CNTY WA SENIOR MU	..0.	2		1.C FE	650,000	99.4860	646,659	650,000	650,000					4.411	4.411	JJ	14,336	41,144	07/24/2015	01/01/2035
44244C-TT-4	HOUSTON CITY OF SUB MUNITAX_BND REV	..0.	2		1.C FE	3,000,000	89.0190	2,670,570	3,000,000	3,000,000					4.172	4.172	MN	15,993	125,160	08/08/2018	11/15/2038
44244C-YA-9	HOUSTON CITY OF SUB MUNITAX_BND REV	..0.	1		1.C FE	19,379,491	73.7740	14,411,751	19,535,000	19,386,189		2,270			2.984	3.019	MN	74,485	582,924	09/11/2019	11/15/2042
451152-2A-9	IDAHO BD BK AUTH MUNITAX_BND REV	..0.	2		1.B FE	1,000,000	83.8950	838,950	1,000,000	1,000,000					4.250	4.250	MS	12,514	42,500	03/02/2017	09/15/2046
451152-Y4-8	IDAHO BD BK AUTH MUNITAX_BND REV	..0.	2		1.B FE	1,175,000	92.4600	1,086,405	1,175,000	1,175,000					3.800	3.799	MS	13,147	44,650	03/02/2017	09/15/2032
451152-Y9-7	IDAHO BD BK AUTH MUNITAX_BND REV	..0.	2		1.B FE	710,000	88.9520	631,559	710,000	710,000					4.000	4.000	MS	8,362	28,400	03/02/2017	09/15/2037
451443-A9-6	IDAHO STATE BUILDING AUTHORITY MUNITAX_B	..0.	1		1.C FE	7,000,000	86.5410	6,057,870	7,000,000	7,000,000					4.124	4.124	MS	96,227	288,680	04/05/2018	09/01/2039
451443-G5-8	IDAHO STATE BUILDING AUTHORITY MUNITAX_B	..0.	1		1.C FE	1,500,000	79.7900	1,196,850	1,500,000	1,500,000					3.202	3.202	MS	16,010	48,030	11/21/2019	09/01/2037
451443-ZR-9	IDAHO STATE BUILDING AUTHORITY MUNITAX_B	..0.	1		1.C FE	150,000	95.2960	142,944	150,000	150,000					3.790	3.790	MS	1,895	5,685	12/11/2017	09/01/2037
451443-ZS-7	IDAHO STATE BUILDING AUTHORITY MUNITAX_B	..0.	1		1.C FE	200,000	95.6250	191,250	200,000	200,000					3.870	3.870	MS	2,580	7,740	12/11/2017	09/01/2043
45204E-D4-7	ILLINOIS FINANCE AUTHORITY MUNITAX_BND R	..0.			1.D FE	10,000,000	76.0950	7,609,500	10,000,000	10,000,000					3.944	3.944	FA	148,996	394,400	01/11/2018	08/15/2047
45204E-E5-3	ILLINOIS FINANCE AUTHORITY MUNITAX_BND R	..0.			1.C FE	4,500,000	84.0950	3,784,275	4,500,000	4,500,000					3.951	3.950	AO	44,449	177,795	02/23/2018	10/01/2040
452252-FH-7	ILLINOIS STATE TOLL HIGHWAY AU SENIOR MU	..0.			1.D FE	6,098,950	107.3540	6,441,240	6,000,000	6,060,318		(4,327)			6.184	6.051	JJ	185,520	371,040	05/12/2009	01/01/2034

ANNUAL STATEMENT FOR THE YEAR 2022 OF THE AMERICAN EQUITY INVESTMENT LIFE INSURANCE COMPANY

SCHEDULE D - PART 1

Showing All Long-Term BONDS Owned December 31 of Current Year

1	2	Codes			6	7	Fair Value		10	11	Change in Book/Adjusted Carrying Value				Interest					Dates	
		3	4	5			8	9			12	13	14	15	16	17	18	19	20	21	22
CUSIP Identification	Description	C o d e	F o r e i g n	Bond Char	NAIC Designation, NAIC Designation Modifier and SVO Administrative Symbol	Actual Cost	Rate Used to Obtain Fair Value	Fair Value	Par Value	Book/ Adjusted Carrying Value	Unrealized Valuation Increase/ (Decrease)	Current Year's (Amor-tization) Accretion	Current Year's Other-Than-Temporary Impairment Recognized	Total Foreign Exchange Change in Book/ Adjusted Carrying Value	Rate of	Effective Rate of	When Paid	Admitted Amount Due and Accrued	Amount Received During Year	Acquired	Stated Contractual Maturity Date
454624-U5-4	INDIANA BOND BANK MUNITAX_BND REV	1.B FE	1,441,683	100.2030	1,412,862	1,410,000	1,411,098	(1,446)	5.490	5.222	JJ	35,694	77,409	11/22/2010	01/15/2024
454624-U6-2	INDIANA BOND BANK MUNITAX_BND REV	1.B FE	8,225,000	101.9990	8,389,418	8,225,000	8,225,000	5.490	5.489	JJ	208,216	451,553	11/19/2010	07/15/2026
45506E-DD-2	INDIANA FINANCE AUTHORITY MUNITAX_BND RE	1.E FE	4,410,297	71.6770	3,178,875	4,435,000	4,411,599	1,180	2.876	2.919	MS	42,517	107,355	11/15/2021	03/01/2038
45506E-DG-5	INDIANA FINANCE AUTHORITY MUNITAX_BND RE	2	1.E FE	7,017,230	64.2410	4,496,870	7,000,000	7,015,046	(1,711)	3.313	3.284	MS	77,303	195,191	10/15/2021	03/01/2051
46246K-K3-5	IOWA ST FINANCE AUTHORITY SENIOR MUNITAX0..	1.A FE	15,135,000	100.9600	15,280,296	15,135,000	15,135,000	5.272	5.270	FA	332,466	797,917	11/10/2010	08/01/2030
46613C-J8-9	JEA SUB MUNITAX_BND REV	1.F FE	3,795,000	101.2630	3,842,931	3,795,000	3,795,000	5.582	5.582	AO	52,959	211,837	11/03/2010	10/01/2027
46613C-WG-6	JEA SUB MUNITAX_BND REV	1.F FE	7,856,316	106.7560	8,166,834	7,650,000	7,753,477	(11,277)	6.406	6.170	AO	122,515	490,059	04/22/2010	10/01/2034
46613P-D5-2	JEA FLA WTR & SWR SYS MUNITAX_BND REV0..	1.C FE	2,500,000	104.0580	2,601,450	2,500,000	2,500,000	5.637	5.637	AO	35,231	140,925	10/22/2010	10/01/2030
478111-AC-1	JOHNS HOPKINS HEALTH SYSTEM CO SENIOR MU0..	1	1.D FE	9,473,700	80.8000	8,080,000	10,000,000	9,537,475	11,553	3.837	4.148	MN	49,028	383,700	11/23/2016	05/15/2046
487312-AA-8	KEENAN FORT DETRICK ENERGY LLC MUNITAX_B	1.F FE	1,349,264	99.3080	1,374,289	1,383,860	1,365,649	1,400	6.093	6.371	MN	10,774	84,319	07/27/2009	05/15/2033
516393-KX-2	LANSING MICH BLDG AUTH MUNITAX_BND REV0..	2	1.E FE	910,000	88.4080	804,513	910,000	910,000	3.925	3.925	JD	2,976	35,718	12/16/2017	06/01/2034
516447-CG-2	LANSING MICH TAX INCREMENT FIN MUNITAX_B0..	2	1.E FE	1,240,000	88.4080	1,096,259	1,240,000	1,240,000	3.925	3.925	JD	4,056	48,670	12/16/2017	06/01/2034
533282-QD-9	LINCOLN CNTY NEB HOSP AUTH NO MUNITAX_BN0..	2	1.F FE	10,862,920	73.7720	7,967,376	10,800,000	10,847,275	40,041	3.384	3.314	MN	60,912	365,472	02/21/2020	11/01/2040
537011-BA-5	LITTLE BLUE VY SWR DIST MO MUNITAX_BND R0..	1.D FE	13,020,000	106.3080	13,841,302	13,020,000	13,020,000	6.200	6.200	MS	269,080	807,240	11/18/2010	09/01/2030
53945C-HK-9	LOS ANGELES CALIF SUB MUNITAX_BND REV0..	1	1.C FE	12,000,000	87.9110	10,549,320	12,000,000	12,000,000	4.029	4.029	JD	40,290	483,480	05/10/2017	06/01/2039
544445-A2-5	LOS ANGELES DEPARTMENT OF AIRP SUB MUNIT	2	1.D FE	2,500,000	76.0130	1,900,325	2,500,000	2,500,000	3.450	3.449	MN	11,021	64,688	02/03/2022	05/15/2042
544495-VX-9	LOS ANGELES CA DEPT OF WATER & MUNITAX_B	1.D FE	2,850,000	102.2870	3,068,610	3,000,000	2,943,324	10,675	5.516	6.001	JJ	82,740	165,480	04/04/2011	07/01/2027
54465A-GW-6	LOS ANGELES CNTY REDEVELOPMENT MUNITAX_B0..	2	1.C FE	2,952,660	85.7420	2,572,260	3,000,000	2,971,583	3,231	3.000	3.140	MS	30,000	90,000	08/05/2016	09/01/2030
54465A-GY-2	LOS ANGELES CNTY REDEVELOPMENT MUNITAX_B0..	2	1.C FE	3,256,143	82.7900	2,732,070	3,300,000	3,268,960	2,187	3.375	3.477	MS	37,125	111,375	08/05/2016	09/01/2035
54589S-EC-4	LOUDOUN CNTY VA ECONOMIC DEV A MUNITAX_B0..	2	1.B FE	24,271,302	85.7190	20,889,720	24,370,000	24,286,697	4,167	4.200	4.232	JD	85,295	1,023,540	08/02/2018	06/01/2038
54627R-AP-5	LOUISIANA LOCAL GOVERNMENT ENV MUNITAX_B0..	1.A FE	41,240,000	93.0450	38,371,758	41,240,000	41,240,000	4.475	4.474	FA	1,138,052	05/12/2022	08/01/2039
546540-SL-0	LOUISIANA ST UNIV & AGRIC & ME MUNITAX_B	2	1.E FE	8,110,000	67.3600	5,462,896	8,110,000	8,110,000	2.967	2.966	JJ	120,312	116,970	12/02/2021	07/01/2043
546589-QW-5	LOUISVILLE & JEFFERSON CNTY KY SENIOR MU	1.D FE	7,479,600	107.1110	8,033,325	7,500,000	7,483,581	367	5.980	5.999	MN	57,308	448,500	11/18/2009	05/15/2040
546589-ZF-2	LOUISVILLE & JEFFERSON CNTY KY MUNI_BND0..	2	1.D FE	4,139,142	89.4500	3,730,065	4,170,000	4,147,054	1,371	3.000	3.050	MN	15,985	125,100	08/10/2016	05/15/2036
546589-ZG-0	LOUISVILLE & JEFFERSON CNTY KY MUNI_BND0..	2	1.D FE	4,662,369	87.7100	4,139,912	4,720,000	4,676,215	2,390	3.000	3.080	MN	18,093	141,600	08/10/2016	05/15/2037
54660D-AS-8	LOUISVILLE/JEFFERSON CNTY KY M MUNITAX_B	1	2.A FE	18,312,503	83.7950	15,137,567	18,065,000	18,306,047	(6,456)	4.764	4.650	MN	109,968	525,932	03/25/2022	05/15/2042
56045R-BW-8	MAINE MUNICIPAL BOND BANK MUNITAX_BND RE	1.E FE	4,500,000	104.3530	4,695,885	4,500,000	4,500,000	6.118	6.118	MN	45,885	275,310	01/11/2011	11/01/2026
56045R-BX-6	MAINE MUNICIPAL BOND BANK MUNITAX_BND RE0..	1.E FE	4,373,080	102.3770	4,351,023	4,250,000	4,282,084	(10,222)	5.692	5.401	MN	40,318	241,910	05/05/2011	11/01/2025
56052F-DE-2	MAINE STATE HOUSING AUTHORITY SENIOR MUN	2	1.B FE	2,099,738	96.7610	2,036,819	2,100,734	2,100,734	183	3.850	3.866	MN	10,355	81,043	01/12/2017	11/15/2040
564393-AP-5	MANSFIELD TEX PK FACS DEV CORP MUNITAX_B0..	2	1.C FE	1,675,000	88.1790	1,476,998	1,675,000	1,675,000	4.250	4.247	FA	29,661	71,188	06/26/2018	08/01/2041
57419R-D7-7	MARYLAND ST CMNTY DEV ADMIN MUNITAX_BND0..	1.B FE	3,757,105	86.0230	3,307,584	3,845,000	3,775,768	14,381	3.797	3.982	MS	48,665	146,199	04/12/2018	03/01/2039
57563R-PQ-6	MASS ED FIN AUTH ED LOAN 2018 SENIOR MUN	2	1.C FE	4,320,000	98.2790	4,245,653	4,320,000	4,320,000	4.408	4.405	JJ	95,213	190,426	05/21/2018	07/01/2034
57584X-HK-9	MASSACHUSETTS ST DEV FIN AGY MUNITAX_BND0..	2	1.D FE	8,485,000	84.3530	7,157,861	8,485,000	8,485,000	3.805	3.803	JJ	161,427	322,854	12/13/2017	01/01/2037
57584X-GO-9	MASSACHUSETTS ST DEV FIN AGY MUNITAX_BND0..	2	1.D FE	19,130,000	80.0330	15,310,313	19,130,000	19,130,000	3.955	3.953	JJ	378,296	756,592	12/13/2017	01/01/2042
57600D-B7-7	MASSACHUSETTS SCHOOL BUILDING SUB MUNITA	2	1.C FE	12,647,830	71.8860	9,345,180	13,000,000	12,672,472	20,649	2.400	2.628	FA	117,867	279,067	10/18/2021	02/15/2036
576051-ZT-6	MASSACHUSETTS ST WTR RES AUTH MUNITAX_BN	2	1.B FE	23,725,104	73.5760	18,022,441	24,495,000	23,754,205	29,101	2.823	3.072	FA	288,122	385,305	05/12/2022	08/01/2041
576051-ZU-3	MASSACHUSETTS ST WTR RES AUTH MUNITAX_BN	2	1.B FE	2,630,000	67.9980	1,788,347	2,630,000	2,630,000	2.973	2.973	FA	32,579	47,566	12/10/2021	08/01/2044
57845A-AB-6	MAYO CLINIC SENIOR MUNITAX_BND REV0..	1.C FE	1,154,425	81.9410	1,024,263	1,250,000	1,171,069	2,596	3.774	4.258	MN	6,028	47,175	09/30/2015	11/15/2043
579086-BH-1	MC ALLEN TEX DEV CORP MUNITAX_BND REV	2	1.A FE	1,510,000	90.5650	1,367,532	1,510,000	1,510,000	3.150	3.148	FA	17,969	47,565	07/12/2016	08/15/2031
579086-BN-8	MC ALLEN TEX DEV CORP MUNITAX_BND REV0..	2	1.A FE	1,780,000	86.2220	1,534,752	1,780,000	1,780,000	3.500	3.498	FA	23,536	62,300	07/12/2016	08/15/2036
579086-CB-3	MC ALLEN TEX DEV CORP MUNITAX_BND REV0..	2	1.A FE	1,950,000	92.7770	1,809,152	1,950,000	1,950,000	3.840	3.839	FA	28,288	74,880	03/08/2017	08/15/2032
579086-CF-4	MC ALLEN TEX DEV CORP MUNITAX_BND REV0..	2	1.A FE	1,250,000	90.9370	1,136,713	1,250,000	1,250,000	4.070	4.069	FA	19,219	50,875	03/08/2017	08/15/2036
59067A-BJ-1	MESA ST COLLEGE COLO AUXILIARY MUNITAX_B	1.C FE	6,500,000	101.8500	6,620,250	6,500,000	6,500,000	5.800	5.799	MN	48,172	377,000	09/25/2009	05/15/2040
591745-8C-1	METROPOLITAN ATLANTA RAPID TRA MUNITAX_B	2	1.C FE	15,000,000	67.5670	10,135,050	15,000,000	15,000,000	2.981	2.981	JJ	223,575	242,206	12/10/2021	07/01/2045
592041-XV-4	MET GOVT NASHVILLE & DAVIDSON MUNITAX_BN0..	1.A FE	2,500,000	82.6350	2,065,875	2,500,000	2,500,000	3.237	3.237	AO	20,231	80,925	10/27/2016	10/01/2036

ANNUAL STATEMENT FOR THE YEAR 2022 OF THE AMERICAN EQUITY INVESTMENT LIFE INSURANCE COMPANY

SCHEDULE D - PART 1

Showing All Long-Term BONDS Owned December 31 of Current Year

1	2	Codes			6	7	Fair Value		10	11	Change in Book/Adjusted Carrying Value				Interest					Dates	
		3	4	5			8	9			12	13	14	15	16	17	18	19	20	21	22
CUSIP Identification	Description	C o d e	F o r e i g n	Bond Char	NAIC Designation, NAIC Designation Modifier and SVO Administrative Symbol	Actual Cost	Rate Used to Obtain Fair Value	Fair Value	Par Value	Book/ Adjusted Carrying Value	Unrealized Valuation Increase/ (Decrease)	Current Year's (Amor-tization) Accretion	Current Year's Other-Than-Temporary Impairment Recognized	Total Foreign Exchange Change in Book/ Adjusted Carrying Value	Rate of	Effective Rate of	When Paid	Admitted Amount Due and Accrued	Amount Received During Year	Acquired	Stated Contractual Maturity Date
592041-XW-2	MET GOVT NASHVILLE & DAVIDSON MUNITAX_BN				1.A FE	7,500,000	..75.0340	5,627,550	7,500,000	7,500,000					..3.437	..3.437	AO	64,444	257,775	10/27/2016	10/01/2046
592041-ZW-0	MET GOVT NASHVILLE & DAVIDSON MUNITAX_BN		2		1.F FE	27,214,923	..61.7030	16,577,128	26,866,000	27,207,000		(7,178)			..3.235	..3.167	JJ	434,558	572,167	12/01/2021	07/01/2052
592098-64-3	MET GOVT NASHVILLE & DAVIDSON MUNITAX_BN	..0.			1.C FE	4,002,000	..107.1960	4,287,840	4,000,000	4,000,885		(196)			..6.393	..6.386	JJ	127,860	255,720	12/10/2010	07/01/2030
592098-24-2	MET GOVT NASHVILLE & DAVIDSON MUNITAX_BN		2		1.C FE	6,211,311	..67.2690	4,106,772	6,105,000	6,199,505		(9,754)			..2.942	..2.736	JJ	89,805	128,221	10/15/2021	07/01/2043
592643-EH-9	METROPOLITAN WASHINGTON AIRPOR SENIOR MU		2		1.E FE	14,895,000	..76.6690	11,419,848	14,895,000	14,895,000					..3.562	..3.560	AO	132,640	331,600	01/21/2022	10/01/2041
59333P-3W-6	MIAMI-DADE CNTY FLA MUNITAX_BND REV	..0.	2		1.F FE	6,898,710	..88.3150	5,740,475	6,500,000	6,761,462		(40,699)			..4.280	..3.499	AO	69,550	278,200	06/14/2019	10/01/2041
59334N-FU-1	MIAMI-DADE CNTY FLA HEALTH FAC MUNITAX_B				1.F FE	3,850,928	..69.6620	2,654,122	3,810,000	3,849,196		(1,466)			..3.131	..3.060	FA	49,705	86,486	11/10/2021	08/01/2042
59334P-JT-5	MIAMI-DADE CNTY FLA TRANSIT SA MUNITAX_B		2		1.C FE	10,531,296	..71.4220	7,770,714	10,880,000	10,546,657		12,079			..2.600	..2.805	JJ	141,440	282,880	10/19/2021	07/01/2042
593791-EL-6	MIAMI UNIV OHIO SENIOR MUNITAX_BND REV				1.D FE	2,000,000	..102.6900	2,053,800	2,000,000	2,000,000					..6.543	..6.543	MS	43,620	130,860	12/16/2010	09/01/2025
59447T-KA-0	MICHIGAN STATE FINANCE AUTHORI MUNITAX_B	..0.			1.D FE	15,000,000	..86.9040	13,035,600	15,000,000	15,000,000					..3.260	..3.260	MN	81,500	489,000	07/29/2016	11/01/2031
604115-BW-4	MINNESOTA PUB FACS AUTH MUNITAX_BND REV	..0.			1.A FE	15,506,733	..99.5010	15,661,457	15,740,000	15,626,251		12,909			..4.880	..5.001	MS	256,037	768,112	11/03/2010	03/01/2030
604115-BX-2	MINNESOTA PUB FACS AUTH MUNITAX_BND REV				1.A FE	5,208,956	..99.2190	5,288,373	5,330,000	5,266,079		6,178			..4.900	..5.081	MS	87,057	261,170	11/03/2010	03/01/2031
60414F-PQ-7	MINNESOTA ST COLLEGES & UNIV MUNITAX_BND	..0.	2		1.E FE	2,961,660	..88.6830	2,660,490	3,000,000	2,976,772		2,189			..3.700	..3.804	AO	27,750	111,000	02/12/2015	10/01/2032
60414F-PR-5	MINNESOTA ST COLLEGES & UNIV MUNITAX_BND	..0.	2		1.E FE	5,000,000	..87.6530	4,382,650	5,000,000	5,000,000					..4.000	..3.999	AO	50,000	200,000	02/11/2015	10/01/2035
60416H-3Q-5	MINNESOTA ST HIGHER ED FACS AU MUNI_BND		2		1.C FE	2,110,000	..97.0900	2,048,599	2,110,000	2,110,000					..3.750	..3.750	MS	26,375	79,125	04/28/2017	03/01/2038
604204-RD-1	MINNETONKA MINN INDPT SCH DIST SENIOR MU		2		1.B FE	140,000	..93.9380	131,513	140,000	140,000					..3.630	..3.630	FA	2,118	5,082	03/24/2016	02/01/2028
604204-RE-9	MINNETONKA MINN INDPT SCH DIST SENIOR MU		2		1.B FE	145,000	..93.2530	135,217	145,000	145,000					..3.730	..3.730	FA	2,254	5,409	03/24/2016	02/01/2029
60636A-BH-5	MISSOURI ST HEALTH & EDL FACS SENIOR MUN	..0.			1.B FE	12,281,375	..99.0340	12,156,424	12,275,000	12,278,606		(290)			..5.058	..5.054	MN	79,333	620,870	06/21/2011	11/15/2037
60636A-EC-3	MISSOURI ST HEALTH & EDL FACS SENIOR MUN				1.B FE	273,213	..88.6810	243,873	275,000	273,958		84			..3.535	..3.580	FA	3,672	9,721	09/28/2012	02/15/2033
610763-PG-3	MONROE CNTY N Y WTR AUTH MUNITAX_BND REV	..0.			1.B FE	4,234,049	..106.5290	4,314,425	4,050,000	4,129,609		(12,015)			..6.259	..5.839	FA	105,621	253,490	02/08/2011	08/01/2030
610763-PH-1	MONROE CNTY N Y WTR AUTH MUNITAX_BND REV				1.B FE	7,309,120	..112.6860	7,888,020	7,000,000	7,237,389		(8,200)			..6.459	..6.130	FA	188,388	452,130	01/05/2011	08/01/2042
61204K-MD-0	MONTANA FAC FIN AUTH MUNITAX_BND REV	..0.			1.D FE	1,500,000	..91.3860	1,370,790	1,500,000	1,500,000					..4.274	..4.274	FA	24,219	64,110	09/12/2018	08/15/2031
61204K-ME-8	MONTANA FAC FIN AUTH MUNITAX_BND REV	..0.			1.D FE	2,085,000	..90.7720	1,892,596	2,085,000	2,085,000					..4.334	..4.334	FA	34,137	90,364	09/12/2018	08/15/2032
61204K-MF-5	MONTANA FAC FIN AUTH MUNITAX_BND REV	..0.			1.D FE	2,175,000	..89.9230	1,955,825	2,175,000	2,175,000					..4.354	..4.354	FA	35,775	94,700	09/12/2018	08/15/2033
61204K-MG-3	MONTANA FAC FIN AUTH MUNITAX_BND REV	..0.			1.D FE	6,000,000	..85.8220	5,149,320	6,000,000	6,000,000					..4.368	..4.368	FA	99,008	262,080	09/12/2018	08/15/2038
61204K-PP-0	MONTANA FAC FIN AUTH MUNITAX_BND REV		2		1.D FE	4,460,000	..60.7250	2,708,335	4,460,000	4,460,000					..2.996	..2.996	FA	50,479	99,845	11/03/2021	08/15/2051
61212L-RA-9	MONTANA ST BRD REGENTS MUNITAX_BND REV		2		1.D FE	8,456,450	..76.0750	6,466,375	8,500,000	8,462,300		2,013			..3.075	..3.110	MN	33,398	261,375	09/17/2019	11/15/2039
613357-BM-3	MONTGOMERY CNTY MD MUNITAX_BND REV	..0.	2		1.B FE	8,672,219	..96.0460	8,351,200	8,695,000	8,675,449		960			..4.400	..4.421	MN	63,763	382,580	11/08/2018	05/01/2038
613681-K2-0	MONTGOMERY CNTY TEX SENIOR MUNITAX_BND R	..0.	2		1.B FE	2,150,000	..100.0780	2,151,677	2,150,000	2,150,000					..5.200	..5.198	MS	37,267	111,800	08/24/2010	03/01/2030
622634-FX-6	MT PLEASANT S C MUNI_BND REV		2		1.B FE	5,402,485	..88.8610	4,887,355	5,500,000	5,413,434		2,107			..3.750	..3.850	JD	17,188	206,250	04/27/2017	08/01/2047
623115-AD-4	MOUNT SINAI HOSPITAL SECURED MUNITAX_BND	..0.			1.G FE	10,000,000	..77.3350	7,733,500	10,000,000	10,000,000					..3.981	..3.981	JJ	199,050	398,100	12/15/2017	07/01/2048
62952E-AA-5	NYU LANGONE HOSPITALS SECURED MUNITAX_BN	..0.	1		1.F FE	38,134,752	..84.4590	27,227,048	32,237,000	37,789,737		(199,162)			..4.428	..3.231	JJ	713,727	1,427,454	04/08/2021	07/01/2042
63949W-AR-3	NSDU RESEARCH & TECHNOLOGY PAR SENIOR MU	..0.	1		1.E FE	3,254,113	..91.0960	2,960,620	3,251,550	3,251,550		(442)			..3.541	..3.525	MN	19,180	115,083	10/11/2016	05/01/2032
63968A-7K-5	NEBRASKA PUBLIC POWER DISTRICT MUNI_BND		2		1.E	199,648	..100.0000	200,000	200,000	199,654		6			..3.375	..3.396	JJ	3,375		12/01/2022	01/01/2033
63968A-7V-1	NEBRASKA PUBLIC POWER DISTRICT MUNI_BND		2		1.E FE	48,979	..98.5620	49,281	50,000	48,987		8			..3.375	..3.618	JJ	844		12/01/2022	01/01/2033
64465P-8G-6	NEW HAMPSHIRE MUN BD BK MUNITAX_BND REV		2		1.B FE	3,000,000	..77.3860	2,321,580	3,000,000	3,000,000					..3.285	..3.285	FA	37,230	98,550	11/22/2019	02/15/2041
64469D-B4-2	NEW HAMPSHIRE ST HSG FIN AUTH MUNITAX_BN		2		1.B FE	100,000	..97.8200	97,820	100,000	100,000					..3.611	..3.611	JJ	1,806	3,611	04/27/2017	07/01/2028
64469D-B5-9	NEW HAMPSHIRE ST HSG FIN AUTH MUNITAX_BN	..0.	2		1.B FE	685,000	..98.5870	675,321	685,000	685,000					..4.077	..4.076	JJ	13,964	27,737	04/27/2017	01/01/2034
64469D-E7-2	NEW HAMPSHIRE ST HSG FIN AUTH MUNITAX_BN		2		1.B FE	80,000	..98.0740	78,459	80,000	80,000					..3.736	..3.734	JJ	1,494	3,281	11/17/2017	01/01/2033
646139-W3-5	NEW JERSEY ST TURNPIKE AUTHORI MUNITAX_B	..0.			1.E FE	5,000,000	..123.9630	6,198,150	5,000,000	5,000,000					..7.414	..7.414	JJ	185,350	370,700	04/20/2009	01/01/2040
64737T-AQ-3	NEW MEXICO ST HOSP EQUIP LN CO MUNITAX_B				3.A FE	2,686,807	..95.3620	2,570,006	2,695,000	2,691,645		2,248			..3.850	..3.912	JJ	51,879	103,758	07/12/2019	07/01/2026
649322-AC-8	NEW YORK AND PRESBYTERIAN HOSP SENIOR MU	..0.	1		1.C FE	4,999,850	..83.0460	4,152,300	5,000,000	5,000,013		(1)			..3.563	..3.563	FA	74,229	178,150	06/21/2016	08/01/2036
64971W-VF-4	NEW YORK CITY TRANSITIONAL FIN SUB MUNIT				1.A FE	6,000,000	..93.0530	5,583,180	6,000,000	6,000,000					..3.500	..3.500	FA	87,500	210,000	09/22/2015	08/01/2027
64972F-L2-0	NEW YORK CITY WATER AND SEWER MUNITAX_BN				1.B FE	14,808,109	..110.9640	14,536,284	13,100,000	14,485,568		(43,102)			..6.011	..5.130	JD	34,997	787,441	09/16/2013	06/15/2042
64985H-XA-0	NEW YORK STATE ENVIRONMENTAL F SENIOR MU				1.A FE	1,474,650	..78.2540	1,173,810	1,500,000	1,481,090		2,215			..3.113	..3.231	JJ	21,532	46,695	10/25/2016	07/15/2039

ANNUAL STATEMENT FOR THE YEAR 2022 OF THE AMERICAN EQUITY INVESTMENT LIFE INSURANCE COMPANY

SCHEDULE D - PART 1

Showing All Long-Term BONDS Owned December 31 of Current Year

1	2	Codes			6	7	Fair Value		10	11	Change in Book/Adjusted Carrying Value				Interest					Dates	
		3	4	5			8	9			12	13	14	15	16	17	18	19	20	21	22
CUSIP Identification	Description	C o d e	F o r e i g n	Bond Char	NAIC Designation, NAIC Designation Modifier and SVO Administrative Symbol	Actual Cost	Rate Used to Obtain Fair Value	Fair Value	Par Value	Book/ Adjusted Carrying Value	Unrealized Valuation Increase/ (Decrease)	Current Year's (Amor-tization) Accretion	Current Year's Other-Than-Temporary Impairment Recognized	Total Foreign Exchange Change in Book/ Adjusted Carrying Value	Rate of	Effective Rate of	When Paid	Admitted Amount Due and Accrued	Amount Received During Year	Acquired	Stated Contractual Maturity Date
64986D-ES-0	NEW YORK STATE ENVIRONMENTAL F SENIOR MU	..0..	1 1.A FE	11,637,355	..87.5410	10,067,215	11,500,000	11,566,364		(13,475)			..3.816	..3.674	JD	19,504	438,840	04/17/2017	06/15/2034
64986D-ET-8	NEW YORK STATE ENVIRONMENTAL F SENIOR MU	..0..	1 1.A FE	6,000,000	..87.1460	5,228,760	6,000,000	6,000,000					..3.866	..3.866	JD	10,309	231,960	04/06/2017	06/15/2035
64986D-EU-5	NEW YORK STATE ENVIRONMENTAL F SENIOR MU	..0..	1 1.A FE	3,300,000	..86.6960	2,860,968	3,300,000	3,300,000					..3.916	..3.916	JD	5,743	129,228	04/06/2017	06/15/2036
649902-S6-1	DORMITORY AUTHORITY OF STATE O MUNITAX_B	..0..	1 1.B FE	7,877,754	102.5740	8,164,890	7,960,000	7,919,504		4,489			..5.652	..5.740	FA	169,962	449,899	03/24/2010	02/15/2030
649902-T3-7	DORMITORY AUTHORITY OF STATE O SENIOR MU	..0..	1 1.B FE	8,310,563	103.4690	8,174,051	7,900,000	8,176,464		(15,221)			..5.600	..5.219	MS	130,262	442,400	06/22/2011	03/15/2040
64990C-7H-8	DORMITORY AUTHORITY OF STATE O MUNITAX_B	..0..	1 1.D FE	2,508,042	..89.5390	2,247,429	2,510,000	2,508,565		87			..3.994	..4.000	JJ	50,125	100,249	05/04/2018	07/01/2035
64990C-7J-4	DORMITORY AUTHORITY OF STATE O MUNITAX_B	..0..	1 1.D FE	5,000,000	..86.3010	4,315,050	5,000,000	5,000,000					..4.071	..4.068	JJ	101,775	203,550	05/04/2018	07/01/2040
64990C-7K-1	DORMITORY AUTHORITY OF STATE O MUNITAX_B	..0..	1 1.D FE	5,256,650	..90.7130	4,535,650	5,000,000	5,152,521		(24,723)			..4.850	..4.218	JJ	121,250	242,500	05/04/2018	07/01/2048
64990C-ER-8	DORMITORY AUTHORITY OF STATE O SENIOR MU	..0..	2 1.D FE	10,000,000	..78.8800	7,888,000	10,000,000	10,000,000					..3.879	..3.878	JJ	193,950	387,900	06/02/2016	07/01/2046
64990C-ZV-6	DORMITORY AUTHORITY OF STATE O MUNITAX_B	..0..	2 1.D FE	2,500,000	..88.9820	2,224,550	2,500,000	2,500,000					..3.779	..3.778	JJ	47,238	94,475	05/18/2017	07/01/2034
64990C-ZW-4	DORMITORY AUTHORITY OF STATE O MUNITAX_B	..0..	2 1.D FE	8,000,000	..86.2010	6,896,080	8,000,000	8,000,000					..3.998	..3.998	JJ	159,920	319,840	05/17/2017	07/01/2039
64990F-XE-9	DORMITORY AUTHORITY OF STATE O MUNITAX_B	..0..	1 1.B FE	3,091,020	..73.6380	2,209,140	3,000,000	3,088,074		(2,946)			..3.190	..2.994	FA	36,153	95,700	01/28/2022	02/15/2043
64990G-UE-0	DORMITORY AUTHORITY OF STATE O MUNITAX_B	..0..	2 1.E FE	6,000,000	..74.7290	4,483,740	6,000,000	6,000,000					..3.439	..3.438	JJ	103,170	206,340	09/20/2019	07/01/2042
650009-S6-1	NEW YORK ST THY AUTH MUNITAX_BND REV	..0..	2 1.F FE	1,463,126	..78.1700	1,184,276	1,515,000	1,464,917		1,791			..3.500	..3.776	JJ	26,513	26,513	03/18/2022	01/01/2042
65000B-HG-6	DORMITORY AUTHORITY OF STATE O MUNITAX_B	..0..	1 1.E FE	5,250,000	..63.3430	3,325,508	5,250,000	5,250,000					..2.973	..2.973	JJ	78,041	90,615	11/19/2021	07/01/2048
650035-VC-9	NEW YORK ST URBAN DEV CORP SENIOR MUNITA	..0..	1 1.B FE	7,000,000	100.1100	7,007,700	7,000,000	7,000,000					..5.210	..5.210	MS	107,384	364,700	12/02/2010	03/15/2023
658308-AA-9	NORTH CAROLINA TPK AUTH MUNITAX_BND REV	..0..	1 1.B FE	6,452,880	101.4130	6,814,954	6,720,000	6,606,542		16,859			..5.318	..5.677	JJ	178,685	357,370	11/12/2010	01/01/2031
65857P-AR-2	NORTH CHARLESTON S C MUNITAX_BND REV	..0..	2 1.E FE	1,500,000	..92.8170	1,392,255	1,500,000	1,500,000					..4.249	..4.249	AO	15,934	63,735	01/25/2017	10/01/2046
65887P-PN-9	NORTH DAKOTA PUB FIN AUTH MUNITAX_BND RE	..0..	2 1.D FE	515,000	..96.2130	495,497	515,000	515,000					..4.250	..4.250	JD	1,824	21,888	04/09/2014	06/01/2029
65887P-PP-4	NORTH DAKOTA PUB FIN AUTH MUNITAX_BND RE	..0..	2 1.D FE	531,892	..95.4030	510,406	535,000	533,322		188			..4.250	..4.300	JD	1,895	22,738	04/09/2014	06/01/2030
65887P-PQ-2	NORTH DAKOTA PUB FIN AUTH MUNITAX_BND RE	..0..	2 1.D FE	556,623	..95.0210	532,118	560,000	558,051		188			..4.300	..4.350	JD	2,007	24,080	04/09/2014	06/01/2031
65887P-PR-0	NORTH DAKOTA PUB FIN AUTH MUNITAX_BND RE	..0..	2 1.D FE	583,163	..94.8240	554,720	585,000	583,890		93			..4.375	..4.400	JD	2,133	25,594	04/09/2014	06/01/2032
65887P-PS-8	NORTH DAKOTA PUB FIN AUTH MUNITAX_BND RE	..0..	2 1.D FE	604,126	..94.1960	574,596	610,000	606,226		279			..4.375	..4.450	JD	2,224	26,688	04/09/2014	06/01/2033
65887P-PT-6	NORTH DAKOTA PUB FIN AUTH MUNITAX_BND RE	..0..	2 1.D FE	375,000	..94.5920	354,720	375,000	375,000					..4.500	..4.500	JD	1,406	16,875	04/09/2014	06/01/2034
660043-AG-5	NORTH HUDSON SEW AUTH N J SENIOR MUNITAX	..0..	1 1.F FE	4,135,000	100.3150	4,148,025	4,135,000	4,135,000					..5.246	..5.245	JD	18,077	216,922	05/18/2012	06/01/2032
66285W-E4-4	NORTH TEXAS TOLLWAY AUTHORITY SENIOR MUN	..0..	2 1.E FE	2,982,120	..73.6140	2,208,420	3,000,000	2,983,241		884			..2.811	..2.857	JJ	42,165	84,330	10/20/2021	01/01/2038
66285W-ES-1	NORTH TEXAS TOLLWAY AUTHORITY SENIOR MUN	..0..	2 1.E FE	4,737,575	..74.8130	3,617,209	4,835,000	4,740,722		3,147			..3.011	..3.143	JJ	72,791	72,791	01/28/2022	01/01/2043
663903-DN-9	NORTHEAST OHIO REGIONAL SEWER MUNITAX_BN	..0..	1 1.B FE	20,000,000	103.5540	20,710,800	20,000,000	20,000,000					..5.438	..5.438	MN	138,971	1,087,600	11/05/2010	11/15/2032
664675-AL-9	NORTHEASTERN UNIVERSITY SENIOR MUNITAX_B	..0..	1 1.E FE	1,375,000	..97.2710	1,337,476	1,375,000	1,375,000					..4.611	..4.611	MS	21,134	63,401	01/10/2014	03/01/2026
667274-AA-2	NORTHWELL HEALTHCARE INC SECURED MUNITAX	..0..	1 1.G FE	8,000,000	..76.6310	6,130,480	8,000,000	8,000,000					..3.979	..3.979	MN	53,053	318,320	09/20/2016	11/01/2046
667274-AC-8	NORTHWELL HEALTHCARE INC SENIOR MUNITAX	..0..	1 1.G FE	15,701,467	..79.4250	12,013,031	15,125,000	15,676,547		(14,595)			..4.260	..4.015	MN	107,388	644,325	12/02/2021	11/01/2047
668444-AM-4	NORTHWESTERN UNIVERSITY SENIOR MUNITAX_B	..0..	1 1.B FE	15,000,000	..88.4230	13,263,450	15,000,000	15,000,000					..3.688	..3.688	JD	46,100	553,200	04/29/2015	12/01/2038
67704L-AA-9	OGLETHORPE POWER CORPORATION SECURED MUN	..0..	2 2.A FE	4,926,850	..98.8050	4,940,250	5,000,000	4,956,167		3,091			..5.534	..5.649	JJ	138,350	276,700	11/05/2010	01/01/2035
677555-YE-8	OHIO STATE OF MUNITAX_BND REV	..0..	2 1.B FE	2,000,000	100.2520	2,005,040	2,000,000	2,000,000					..8.000	..8.060	IMJSD	13,333	160,000	04/16/2009	03/01/2029
67760H-NH-0	OHIO ST TPK COMM SENIOR MUNITAX_BND REV	..0..	2 1.C FE	5,088,824	..69.4660	3,612,232	5,200,000	5,091,300		2,476			..3.196	..3.319	FA	62,784	166,192	02/07/2022	02/15/2048
677632-G8-8	OHIO STATE UNIVERSITY MUNITAX_BND REV	..0..	1 1.C FE	12,500,000	..83.7610	10,470,125	12,500,000	12,500,000					..3.798	..3.798	JD	39,563	474,750	03/03/2016	12/01/2046
677632-MV-0	OHIO STATE UNIVERSITY MUNITAX_BND REV	..0..	1 1.C FE	5,502,285	100.2620	5,654,777	5,640,000	5,535,336		3,667			..4.910	..5.072	JD	23,077	276,924	06/30/2011	06/01/2040
677659-V6-8	OHIO ST WTR DEV AUTH SENIOR MUNITAX_BND	..0..	1 1.A FE	8,165,712	..97.6040	7,256,857	7,435,000	7,734,282		(47,534)			..4.817	..4.000	JD	29,845	358,144	12/20/2011	12/01/2030
67766W-QG-0	OHIO ST WTR DEV AUTH SENIOR MUNITAX_BND	..0..	1 1.A FE	14,838,850	..99.0540	15,353,370	15,500,000	15,232,888		43,104			..4.879	..5.262	JD	63,020	756,245	04/01/2011	12/01/2034
678331-CY-3	OKANOGAN CNTY WASH PUB UTIL D1 MUNITAX_B	..0..	1 1.E FE	3,646,230	104.5860	3,660,510	3,500,000	3,592,010		(6,052)			..5.946	..5.619	JD	17,343	208,110	09/22/2010	12/01/2035
67908P-BR-6	OKLAHOMA STATE CAPITAL IMPROVE MUNITAX_B	..0..	2 1.D FE	5,480,000	..70.5340	3,865,263	5,480,000	5,480,000					..2.900	..2.899	JJ	79,460	98,442	11/12/2021	07/01/2042
683050-CH-9	ONTARIO CALIF MUNITAX_BND REV	..0..	2 1.C FE	3,510,000	..73.2290	2,570,338	3,510,000	3,510,000					..2.869	..2.869	FA	41,959	62,939	12/03/2021	08/01/2039
683050-CJ-5	ONTARIO CALIF MUNITAX_BND REV	..0..	2 1.C FE	2,430,000	..68.7630	1,670,941	2,430,000	2,430,000					..2.949	..2.948	FA	29,859	44,788	12/03/2021	08/01/2043
68428T-AC-1	ORANGE CNTY CALIF SANTIN DIST MUNITAX_BND	..0..	1 1.A FE	18,356,580	112.4800	20,246,400	18,000,000	18,202,002		(18,731)			..6.350	..6.180	FA	476,250	1,143,000	11/29/2010	02/01/2032
70213H-AD-0	MASS GENERAL BRIGHAM INC SENIOR MUNITAX	..0..	1 1.D FE	15,000,000	..78.0960	11,714,400	15,000,000	15,000,000					..3.765	..3.765	JJ	282,375	564,750	12/15/2017	07/01/2048

ANNUAL STATEMENT FOR THE YEAR 2022 OF THE AMERICAN EQUITY INVESTMENT LIFE INSURANCE COMPANY

SCHEDULE D - PART 1

Showing All Long-Term BONDS Owned December 31 of Current Year

1	2	Codes			6	7	Fair Value		10	11	Change in Book/Adjusted Carrying Value				Interest					Dates	
		3	4	5			8	9			12	13	14	15	16	17	18	19	20	21	22
CUSIP Identification	Description	C o d e	F o r e i g n	Bond Char	NAIC Designation, NAIC Designation Modifier and SVO Administrative Symbol	Actual Cost	Rate Used to Obtain Fair Value	Fair Value	Par Value	Book/ Adjusted Carrying Value	Unrealized Valuation Increase/ (Decrease)	Current Year's (Amor-tization) Accretion	Current Year's Other-Than-Temporary Impairment Recognized	Total Foreign Exchange Change in Book/ Adjusted Carrying Value	Rate of	Effective Rate of	When Paid	Admitted Amount Due and Accrued	Amount Received During Year	Acquired	Stated Contractual Maturity Date
709224-4B-2	PENNSYLVANIA ST TURNPIKE COMM SUB MUNIT0..	21.F FE	14,767,97076.6220	11,301,745	14,750,000	14,763,025	(1,883)3.3523.336	JD	41,202	494,420	02/13/2020	12/01/2040
709235-H9-9	PENNSYLVANIA STATE UNIVERSITY MUNITAX_BN1.C FE	20,595,93577.5680	15,866,534	20,455,000	20,573,417	(8,910)3.2503.200	MS	221,596	664,788	06/13/2019	09/01/2039
709235-ZR-9	PENNSYLVANIA STATE UNIVERSITY MUNITAX_BN0..1.C FE	6,280,00083.7610	5,260,191	6,280,000	6,280,0003.5733.573	MS	74,795	224,384	04/20/2017	09/01/2037
709235-ZS-7	PENNSYLVANIA STATE UNIVERSITY MUNITAX_BN0..1.C FE	15,000,00077.1940	11,579,100	15,000,000	15,000,0003.7933.793	MS	189,650	568,950	04/20/2017	09/01/2047
71884A-YF-0	PHOENIX ARIZ CIVIC IMPT CORP SUB MUNITAX0..	21.C FE	845,00093.4980	790,058	845,000	845,0003.6023.602	JJ	15,218	30,437	04/22/2015	07/01/2029
71884A-YH-6	PHOENIX ARIZ CIVIC IMPT CORP SUB MUNITAX0..	21.C FE	4,000,00091.5720	3,662,880	4,000,000	4,000,0003.9923.990	JJ	79,840	159,680	04/22/2015	07/01/2035
73209G-AX-8	POMONA CALIF MUNITAX_BND REV0..	21.D FE	1,350,00090.1010	1,216,364	1,350,000	1,350,0003.7503.750	MN	8,438	50,625	04/21/2017	05/01/2032
73209G-AY-6	POMONA CALIF MUNITAX_BND REV0..	21.D FE	2,500,00086.6710	2,166,775	2,500,000	2,500,0003.8503.848	MN	16,042	96,250	04/21/2017	05/01/2037
73209G-AZ-3	POMONA CALIF MUNITAX_BND REV	21.D FE	5,000,00080.0860	4,004,300	5,000,000	5,000,0004.0504.048	MN	33,750	202,500	04/21/2017	05/01/2047
73209G-BH-2	POMONA CALIF MUNITAX_BND REV	21.D FE	525,00091.0500	478,013	525,000	525,0003.9003.900	JD	1,706	20,475	01/25/2018	12/01/2033
73209G-BJ-8	POMONA CALIF MUNITAX_BND REV	21.D FE	480,00086.2470	413,986	480,000	480,0004.0004.000	JD	1,600	19,200	01/25/2018	12/01/2038
73209G-BK-5	POMONA CALIF MUNITAX_BND REV	21.D FE	1,715,00080.1050	1,373,801	1,715,000	1,715,0004.1004.100	JD	5,860	70,315	01/25/2018	12/01/2046
73358W-TZ-7	PORT AUTHORITY OF NEW YORK AND SENIOR MU0..	21.D FE	10,000,00092.8310	9,283,100	10,000,000	10,000,0004.4264.425	AO	93,438	442,600	10/08/2014	10/15/2034
73358X-DP-4	PORT AUTHORITY OF NEW YORK AND MUNITAX_B	21.D FE	11,450,00070.7510	8,100,990	11,450,000	11,450,0003.1393.138	FA	135,779	225,633	12/16/2021	02/15/2051
733911-QN-9	PORT CORPUS CHRISTI AUTH TEX SENIOR MUNI0..	11.E FE	4,741,83094.9390	4,272,255	4,500,000	4,650,990	(22,040)4.8754.827	JD	18,281	219,375	07/25/2018	12/01/2038
73474T-AP-5	PORT OF MORROW OR SENIOR MUNITAX_BND REV0..1.C FE	33,881,98177.0010	26,238,091	34,075,000	33,906,222	79,8452.9873.032	MS	339,273	1,017,820	06/25/2019	09/01/2036
735389-XZ-6	SEATTLE WASHINGTON PORT OF SENIOR MUNITA	11.C FE	230,00088.9080	204,488	230,000	230,0003.0503.050	AO	1,754	7,015	07/20/2016	10/01/2029
735389-YA-0	SEATTLE WASHINGTON PORT OF SENIOR MUNITA	11.C FE	295,00087.8180	259,063	295,000	295,0003.1253.125	AO	2,305	9,219	07/20/2016	10/01/2030
735389-YB-8	SEATTLE WASHINGTON PORT OF SENIOR MUNITA	11.C FE	515,00087.1420	448,781	515,000	515,0003.2303.230	AO	4,159	16,635	07/20/2016	10/01/2031
735389-YC-6	SEATTLE WASHINGTON PORT OF SENIOR MUNITA	11.C FE	280,00086.5190	242,253	280,000	280,0003.3203.320	AO	2,324	9,296	07/20/2016	10/01/2032
73541W-AS-1	PORT ST LUCIE FLA MUNITAX_BND REV0..	21.D FE	1,745,00091.7570	1,601,160	1,745,000	1,745,0004.3574.357	JJ	38,015	76,030	04/07/2017	07/01/2035
74052B-AA-5	PREMIER HEALTH PARTNERS SENIOR MUNITAX_B	12.A FE	5,000,00087.8540	4,392,700	5,000,000	5,000,0002.9112.911	MN	18,598	145,550	08/24/2016	11/15/2026
74052B-AB-3	PREMIER HEALTH PARTNERS SENIOR MUNITAX_B	12.A FE	5,000,00078.7850	3,939,250	5,000,000	5,000,0003.9923.992	MN	25,504	199,600	08/24/2016	11/15/2046
740816-AM-5	PRESIDENT AND FELLOWS OF HARVA SENIOR MU	11.A FE	9,983,00076.1060	7,610,600	10,000,000	9,985,110	4213.1503.159	JJ	145,250	315,000	10/06/2016	07/15/2046
74173F-AN-2	PRINCE GEORGES COUNTY MARYLAND MUNITAX_B0..	21.F FE	6,527,58279.6470	5,117,320	6,425,000	6,499,487	(10,093)3.5233.324	FA	94,314	226,353	02/12/2020	08/01/2040
74173F-AP-7	PRINCE GEORGES COUNTY MARYLAND MUNITAX_B0..	21.F FE	9,204,04374.8500	6,657,908	8,895,000	9,119,742	(29,306)3.6433.213	FA	135,019	324,045	02/25/2020	08/01/2045
743756-AC-2	PROVIDENCE HEALTH AND SERVICES SENIOR MU0..1.E FE	5,000,00076.1060	3,805,300	5,000,000	5,000,0003.7443.744	AO	46,800	187,200	09/20/2016	10/01/2047
744434-CW-9	PUBLIC PIWR GENERATION AGY NEB MUNITAX_BN0..1.G FE	5,360,000113.5700	6,087,352	5,360,000	5,360,0007.2427.241	JJ	194,086	389,284	07/13/2009	01/01/2041
746189-QU-6	PURDUE UNIV IND MUNITAX_BND REV0..1.A FE	10,000,000101.4930	10,149,300	10,000,000	10,000,0005.1845.182	JJ	259,200	518,400	11/05/2010	07/01/2030
746189-UH-0	PURDUE UNIV IND MUNITAX_BND REV1.A FE	2,020,80592.3230	1,800,299	1,950,000	1,991,832	(4,138)3.8083.514	JJ	37,128	74,256	02/17/2015	07/01/2032
752111-HE-7	RANCHO CALIF WTR DIST FING AUT MUNITAX_B0..1.A FE	4,870,000100.6990	4,904,041	4,870,000	4,870,0005.1255.125	FA	103,995	249,588	10/28/2011	08/01/2030
752111-KF-0	RANCHO CALIF WTR DIST FING AUT MUNITAX_B	21.A FE	100,00095.2930	95,293	100,000	100,0003.0893.089	FA	1,287	3,089	09/27/2016	08/01/2030
752111-KG-8	RANCHO CALIF WTR DIST FING AUT MUNITAX_B	21.A FE	100,00095.6200	95,620	100,000	100,0003.1893.189	FA	1,329	3,189	09/27/2016	08/01/2031
759136-US-1	REGIONAL TRANSN DIST COLO MUNITAX_BND RE0..	21.C FE	3,000,00078.2760	2,348,280	3,000,000	3,000,0003.2583.258	MN	16,290	97,740	11/18/2019	11/01/2038
759911-S6-8	REGIONAL TRANSPORTATION AUTHOR SENIOR MU0..1.C FE	5,281,497106.0540	5,652,678	5,330,000	5,301,424	2,0076.0006.073	JJ	159,900	319,800	03/24/2010	07/01/2035
767027-DU-6	RIO CALIF ELEM SCH DIST CINTY MUNITAX_BN	21.C FE	4,791,75077.4880	4,871,400	5,000,000	4,818,513	10,5373.5003.818	MS	58,333	175,000	09/18/2019	09/01/2039
773038-DQ-4	ROCKDALE CNTY GA WTR & SEW AUT MUNITAX_B	21.C FE	2,500,00099.1580	2,478,950	2,500,000	2,500,0003.2103.210	JJ	40,125	80,250	03/12/2013	07/01/2025
783186-TN-9	RUTGERS UNIVERSITY NEW JERSEY MUNITAX_BN0..	21.E FE	8,000,00080.6340	6,450,720	8,000,000	8,000,0004.1464.144	MN	55,280	331,680	03/23/2018	05/01/2048
786005-PM-4	SACRAMENTO MUNICIPAL UTILITY D MUNITAX_B1.C FE	7,029,000110.2990	7,279,734	6,600,000	6,875,731	(17,848)6.3225.800	MN	53,316	417,252	06/14/2011	05/15/2036
79207T-CG-4	ST LUCIE CNTY FLA MUNITAX_BND REV0..1.D FE	1,000,00079.3680	793,680	1,000,000	1,000,0004.0694.069	MN	6,782	40,690	01/12/2018	11/01/2047
792897-NH-9	ST PAUL MINN INDPST SCH DIST NO MUNITAX_B0..	21.B FE	7,400,00079.9180	5,916,892	7,400,000	7,400,0003.3833.383	FA	104,309	250,342	06/28/2019	02/01/2039
792905-DU-2	HOUSING AND REDEVELOPMENT AUTH SENIOR MU0..1.F FE	298,53097.0180	281,054	300,000	299,580	1573.9694.028	JJ	5,954	17,146	06/11/2015	07/01/2025
793578-BM-6	ST TAMMANY PARISH LA MUNITAX_BND REV0..	21.D FE	4,619,04789.4420	4,297,688	4,805,000	4,646,804	7,4074.2504.560	FA	85,089	204,213	12/07/2018	08/01/2038
79739G-PL-4	SAN DIEGO REG AIRPORT SUB MUNITAX_BND RE	21.F FE	24,930,00069.8500	17,413,605	24,930,000	24,930,0003.1033.103	JJ	386,789	436,212	11/18/2021	07/01/2043
79765D-XJ-4	SAN FRANCISCO CALIF CITY & CNT SENIOR MU0..1.B FE	3,030,000105.7700	3,204,831	3,030,000	3,030,0006.3626.361	MN	32,128	192,769	09/24/2009	11/01/2029

ANNUAL STATEMENT FOR THE YEAR 2022 OF THE AMERICAN EQUITY INVESTMENT LIFE INSURANCE COMPANY

SCHEDULE D - PART 1

Showing All Long-Term BONDS Owned December 31 of Current Year

1	2	Codes			6	7	Fair Value		10	11	Change in Book/Adjusted Carrying Value				Interest					Dates	
		3	4	5			8	9			12	13	14	15	16	17	18	19	20	21	22
CUSIP Identification	Description	C o d e	F o r e i g n	Bond Char	NAIC Designation, NAIC Designation Modifier and SVO Administrative Symbol	Actual Cost	Rate Used to Obtain Fair Value	Fair Value	Par Value	Book/ Adjusted Carrying Value	Unrealized Valuation Increase/ (Decrease)	Current Year's (Amor-tization) Accretion	Current Year's Other-Than-Temporary Impairment Recognized	Total Foreign Exchange Change in Book/ Adjusted Carrying Value	Rate of	Effective Rate of	When Paid	Admitted Amount Due and Accrued	Amount Received During Year	Acquired	Stated Contractual Maturity Date
79765R-P8-6	SAN FRANCISCO CALIF CITY & CNT MUNITAX_B	..0.	2		..1.D FE	8,435,000	88.1060	7,431,741	8,435,000	8,435,000					3.800	3.800	MN	53,422	320,530	11/29/2016	11/01/2033
79765R-SV-2	SAN FRANCISCO CALIF CITY & CNT MUNITAX_B				..1.D FE	14,872,500	107.4490	16,117,350	15,000,000	14,915,911					6.000	6.068	MN	150,000	900,000	06/14/2010	11/01/2040
79771F-AA-5	SAN FRANCISCO CALIF CITY & CNT MUNITAX_B		2		..1.D FE	9,546,825	74.5720	7,088,069	9,505,000	9,541,894		(4,165)			2.825	2.769	MN	44,753	268,516	11/01/2021	11/01/2041
79772E-BJ-7	SAN FRANCISCO CALIF CITY & CNT MUNITAX_B	..0.	2		..1.B FE	4,145,588	83.6720	3,556,060	4,250,000	4,168,128		4,798			3.750	3.942	MS	53,125	159,375	12/18/2017	09/01/2037
79772E-BK-4	SAN FRANCISCO CALIF CITY & CNT MUNITAX_B	..0.	2		..1.B FE	9,818,500	75.3320	7,533,200	10,000,000	9,839,952					4.000	4.114	MS	133,333	400,000	10/27/2017	09/01/2048
80168N-EP-0	SANTA CLARA VY CALIF TRANSN AU MUNITAX_B	..0.			..1.C FE	6,530,340	103.7350	6,224,100	6,000,000	6,210,129		(36,037)			5.876	5.077	AO	88,140	352,560	07/12/2011	04/01/2032
80168Q-EA-6	SANTA CLARA VY CALIF WTR DIST MUNITAX_BN	..0.	2		..1.B FE	6,129,900	84.6080	5,076,480	6,000,000	6,044,362		(14,127)			4.354	4.081	JD	21,770	261,240	03/29/2016	06/01/2046
80168Q-EB-4	SANTA CLARA VY CALIF WTR DIST MUNITAX_BN	..0.	2		..1.B FE	6,839,006	88.7490	5,963,933	6,720,000	6,760,450		(12,929)			4.154	3.932	JD	23,262	279,149	03/30/2016	06/01/2038
80182A-AR-0	SANTA CRUZ CNTY CALIF MUNITAX_BND REV		2		..1.A FE	8,225,535	72.4010	6,154,085	8,500,000	8,237,737		11,083			2.804	3.024	JD	19,862	284,684	11/23/2021	06/01/2041
810489-RB-2	SCOTTSDALE ARIZ MUN PPTY CORP MUNITAX_BN		2		..1.B FE	3,865,000	90.4850	3,497,245	3,865,000	3,865,000					4.000	3.999	JJ	77,300	154,600	12/10/2014	07/01/2034
812643-MK-7	SEATTLE CITY OF SENIOR MUNITAX_BND REV		2		..1.C FE	20,653,400	85.0470	17,009,400	20,000,000	20,238,416		(73,921)			4.050	3.627	JJ	405,000	810,000	11/01/2016	01/01/2041
83703R-AH-9	SOUTH CAROLINA ST JOBS-ECON DE SENIOR MU		2		..1.F FE	9,262,500	100.0490	9,504,655	9,500,000	9,399,838		17,318			4.000	4.233	FA	158,333	380,000	08/08/2013	02/01/2028
837151-FV-6	SOUTH CAROLINA PUBLIC SERVICE SENIOR MUN	..0.			..1.G FE	21,000,000	94.6510	19,876,710	21,000,000	21,000,000					4.551	4.550	JD	79,643	955,710	04/05/2012	12/01/2030
837227-H9-1	SOUTH CENT CONN REGL WTR AUTH MUNITAX_BN				..1.D FE	10,062,000	106.9650	10,696,500	10,000,000	10,045,907		(2,482)			6.393	6.339	FA	266,375	639,300	03/23/2010	08/01/2040
837545-GH-9	SOUTH DAKOTA CONSERVANCY DIST MUNITAX_BN	..0.			..1.A FE	8,403,159	103.3400	8,659,892	8,380,000	8,389,696		(1,882)			5.646	5.619	FA	197,140	473,135	02/01/2011	08/01/2030
83755V-R9-7	SOUTH DAKOTA ST HEALTH & EDL F MUNITAX_B				..1.E FE	5,000,000	62.5070	3,125,350	5,000,000	5,000,000					3.103	3.103	MN	25,858	142,221	11/19/2021	11/01/2046
84774B-BA-0	SPEEDWAY INDIANA REDEVELOPMENT MUNITAX_B	..0.			..1.E FE	1,000,000	101.1320	1,011,320	1,000,000	1,000,000					5.876	5.876	FA	24,483	58,760	05/05/2010	02/01/2025
84774B-BB-8	SPEEDWAY INDIANA REDEVELOPMENT MUNITAX_B	..0.			..1.E FE	1,000,000	106.2270	1,062,270	1,000,000	1,000,000					6.462	6.463	FA	26,925	64,620	05/05/2010	02/01/2030
85434V-AA-6	STANFORD HEALTH CARE SENIOR MUNITAX_BND	..0.	1		..1.D FE	8,000,000	79.3910	6,351,280	8,000,000	8,000,000					3.795	3.795	MN	38,793	303,600	01/09/2018	11/15/2048
85440K-AA-2	LELAND STANFORD JUNIOR UNIVRS SENIOR MU	..0.	1		..1.A FE	7,999,840	82.4170	6,593,360	8,000,000	8,000,000					3.647	3.647	MN	48,627	291,760	04/04/2017	05/01/2048
85732P-BZ-2	PENNSYLVANIA ST PUB SCH BLDG A SENIOR MU				..1.E FE	15,322,175	100.1230	15,389,906	15,371,000	15,345,522		3,053			5.000	5.031	MS	226,295	768,550	09/23/2011	09/15/2027
85732P-CA-6	PENNSYLVANIA ST PUB SCH BLDG A SENIOR MU	..0.			..1.E FE	5,237,900	106.8760	5,343,800	5,000,000	5,105,100		105,100			6.495	6.054	MS	95,621	324,750	01/04/2011	09/15/2028
857536-PY-6	STATE UNIV IOWA MUNITAX_BND REV		2		..1.D FE	1,444,362	93.8510	1,388,995	1,480,000	1,465,868		(972)			3.250	3.507	JJ	24,050	48,100	08/31/2015	07/01/2027
857536-QA-7	STATE UNIV IOWA MUNITAX_BND REV	..0.	2		..1.D FE	1,715,000	91.9490	1,576,925	1,715,000	1,715,000					3.500	3.497	JJ	30,013	60,025	08/06/2015	07/01/2029
857536-SM-9	STATE UNIV IOWA MUNITAX_BND REV	..0.	2		..1.D FE	1,575,000	91.6730	1,443,850	1,575,000	1,575,000					3.750	3.750	JJ	29,531	59,063	10/23/2015	07/01/2030
857536-SN-7	STATE UNIV IOWA MUNITAX_BND REV	..0.	2		..1.D FE	1,635,000	91.2320	1,491,643	1,635,000	1,635,000					3.850	3.850	JJ	31,474	62,948	10/23/2015	07/01/2031
864784-GC-1	SUFFOLK CNTY N Y WTR AUTH MUNI_BND REV	..0.	2		..1.A FE	9,700,000	87.5870	8,758,700	10,000,000	9,761,780		10,896			3.000	3.188	JD	25,000	300,000	10/19/2016	06/01/2039
864784-GF-4	SUFFOLK CNTY N Y WTR AUTH MUNI_BND REV	..0.	2		..1.A FE	9,875,000	87.9160	8,791,600	10,000,000	9,896,290		3,751			3.250	3.323	JD	27,083	325,000	10/19/2016	06/01/2042
873519-MN-9	TACOMA WA WTR REV MUNITAX_BND REV	..0.			..1.D FE	10,000,000	103.0390	10,303,900	10,000,000	10,000,000					5.641	5.641	JJ	282,050	564,100	07/14/2010	01/01/2027
873547-HN-6	TACOMA WA WTR REV MUNITAX_BND REV	..0.			..1.C FE	2,000,000	102.4770	2,049,540	2,000,000	2,000,000					5.371	5.368	JD	8,952	107,420	08/11/2010	12/01/2030
875124-D0-9	TAMPA BAY WTR FLA MUNI_BND REV		2		..1.B FE	9,054,137	100.2530	8,902,466	8,880,000	8,894,294		(18,550)			3.500	3.281	AO	77,700	310,800	02/01/2013	10/01/2033
875124-EU-9	TAMPA BAY WTR FLA MUNITAX_BND REV	..0.	2		..1.B FE	12,305,000	90.3910	11,122,613	12,305,000	12,305,000					3.052	3.052	AO	93,887	375,549	02/04/2015	10/01/2028
875124-EV-7	TAMPA BAY WTR FLA MUNITAX_BND REV	..0.	2		..1.B FE	1,260,000	89.3260	1,125,508	1,260,000	1,260,000					3.152	3.152	AO	9,929	39,715	02/04/2015	10/01/2029
875124-EW-5	TAMPA BAY WTR FLA MUNITAX_BND REV	..0.	2		..1.B FE	4,500,000	88.3870	3,977,415	4,500,000	4,500,000					3.252	3.252	AO	36,585	146,340	02/04/2015	10/01/2030
875124-EX-3	TAMPA BAY WTR FLA MUNITAX_BND REV	..0.	2		..1.B FE	3,975,290	87.5320	3,501,280	4,000,000	3,985,210		9,525			3.332	3.381	AO	33,320	133,280	02/09/2015	10/01/2031
875263-FC-5	TAMPA FLA SPORTS AUTH MUNITAX_BND REV	..0.	2		..1.C FE	3,615,000	93.2570	3,371,241	3,615,000	3,615,000					3.868	3.868	JJ	69,914	139,828	01/03/2021	01/01/2032
880558-FB-2	TENNESSEE STATE SCHOOL BOND AU MUNITAX_B	..0.	2		..1.B FE	900,000	98.9700	890,730	900,000	900,000					4.207	4.207	MN	6,311	37,863	08/07/2014	11/01/2044
881250-EK-6	TERREBONNE PARISH LA MUNITAX_BND REV	..0.	2		..1.C FE	1,250,000	93.1300	1,164,125	1,250,000	1,250,000					4.242	4.242	AO	13,256	53,025	04/27/2018	04/01/2033
882117-3M-4	TEXAS A & M UNIV PERM UNIV FD MUNITAX_BN		2		..1.A FE	28,795,000	87.6260	25,231,907	28,795,000	28,795,000					3.560	3.559	JJ	512,551	1,025,102	04/02/2015	07/01/2034
88213A-DZ-5	TEXAS A & M UNIVERSITY MUNITAX_BND REV	..0.	2		..1.A FE	4,000,000	89.2840	3,571,360	4,000,000	4,000,000					3.993	3.992	MN	20,409	159,720	03/22/2016	05/15/2037
88213A-ET-8	TEXAS A & M UNIVERSITY MUNITAX_BND REV	..0.	2		..1.A FE	2,504,026	89.2780	2,227,486	2,495,000	2,498,356		(968)			3.993	3.949	MN	12,730	99,625	03/23/2016	05/15/2037
882724-YC-5	TEXAS PUBLIC FINANCE AUTHORITY MUNITAX_B		2		..1.A FE	2,310,000	68.7170	1,587,363	2,310,000	2,310,000					2.754	2.754	AO	15,904	55,312	11/03/2021	10/01/2041
88278P-VM-3	TEXAS ST UNIV SYS SENIOR MUNITAX_BND REV		2		..1.C FE	8,000,000	92.4120	7,392,960	8,000,000	8,000,000					4.123	4.121	MS	97,120	329,840	02/27/2015	03/15/2035
882806-EX-6	TEXAS TECH UNIVERSITY SYSTEM SENIOR MUNI		2		..1.B FE	4,000,000	91.6740	3,666,960	4,000,000	4,000,000					3.922	3.920	FA	59,266	156,880	03/18/2015	02/15/2035
882806-GD-8	TEXAS TECH UNIVERSITY SYSTEM MUNITAX_BND	..0.	2		..1.B FE	3,000,000	89.0160	2,670,480	3,000,000	3,000,000					4.000	4.000	FA	45,333	120,000	01/31/2017	02/15/2038

ANNUAL STATEMENT FOR THE YEAR 2022 OF THE AMERICAN EQUITY INVESTMENT LIFE INSURANCE COMPANY

SCHEDULE D - PART 1

Showing All Long-Term BONDS Owned December 31 of Current Year

1	2	Codes			6	7	Fair Value		10	11	Change in Book/Adjusted Carrying Value				Interest					Dates	
		3	4	5			8	9			12	13	14	15	16	17	18	19	20	21	22
CUSIP Identification	Description	C o d e	F o r e i g n	Bond Char	NAIC Designation, NAIC Designation Modifier and SVO Administrative Symbol	Actual Cost	Rate Used to Obtain Fair Value	Fair Value	Par Value	Book/ Adjusted Carrying Value	Unrealized Valuation Increase/ (Decrease)	Current Year's (Amor-tization) Accretion	Current Year's Other-Than-Temporary Impairment Recognized	Total Foreign Exchange Change in Book/ Adjusted Carrying Value	Rate of	Effective Rate of	When Paid	Admitted Amount Due and Accrued	Amount Received During Year	Acquired	Stated Contractual Maturity Date
882830-AP-7	TEXAS TRANSPORTATION COMMISSIO MUNITAX_B	2			1.A FE	10,204,585	73.8470	8,230,248	11,145,000	10,233,998		29,413			2.562	3.131	AO	71,384	285,535	02/18/2022	04/01/2042
88283L-HJ-3	TEXAS TRANSPORTATION COMMISSIO MUNITAX_B	0			1.A FE	5,301,989	101.8960	5,400,488	5,300,000	5,300,787					5.178	5.173	AO	68,609	274,434	11/17/2010	04/01/2030
89546R-TF-1	TRI-ONTY MET TRANSDIST ORE SENIOR MUNI	2			1.A FE	12,573,875	72.3190	9,039,875	12,500,000	12,565,856					2.856	2.787	MS	119,000	301,467	10/29/2021	09/01/2041
89837L-AE-5	TRUSTEES OF PRINCETON UNIVERSI SENIOR MU	1			1.A FE	10,000,000	78.9220	7,892,200	10,000,000	10,000,000					3.627	3.627	JJ	181,350	362,700	03/01/2016	07/01/2046
89837R-AD-4	TRUSTEES OF DARTMOUTH COLLEGE SENIOR MUN	0			1.B FE	9,999,500	79.1660	7,916,600	10,000,000	10,000,008					3.474	3.474	JD	28,950	347,400	04/05/2016	06/01/2046
89838L-AF-1	TRUSTEES OF BOSTON COLLEGE SENIOR MUNITA	0			1.D FE	17,000,000	82.5650	14,036,050	17,000,000	17,000,000					3.993	3.993	JJ	339,405	678,810	01/24/2017	07/01/2047
913366-DG-2	UNIVERSITY CALIF REGTS MEDICAL SENIOR MU				1.D FE	2,321,714	105.1980	2,414,294	2,295,000	2,304,076		(5,581)			6.458	6.334	MN	18,938	148,211	04/06/2011	05/15/2029
913366-EM-8	UNIVERSITY CALIF REGTS MEDICAL SENIOR MU	0			1.D FE	8,875,000	101.1460	8,976,708	8,875,000	8,875,000					5.635	5.635	MN	63,902	500,106	11/09/2010	05/15/2024
913366-EN-6	UNIVERSITY CALIF REGTS MEDICAL SENIOR MU				1.D FE	8,126,880	102.4070	8,335,930	8,140,000	8,137,035		1,134			5.785	5.802	MN	60,170	470,899	11/12/2010	05/15/2025
913366-ES-5	UNIVERSITY CALIF REGTS MEDICAL SENIOR MU				1.D FE	2,155,549	101.4090	2,197,921	2,167,383	2,165,468		645			5.750	5.811	MN	15,924	124,625	11/12/2010	05/15/2025
913366-KC-3	UNIVERSITY OF CALIFORNIA MUNITAX_BND REV	0			1.D FE	31,735,435	64.8050	20,413,575	31,500,000	31,730,533		7,085			3.256	3.222	MN	131,054	1,025,640	03/29/2021	05/15/2060
914072-4K-6	UNIVERSITY OF ARKANSAS MUNITAX_BND REV	0			1.C FE	9,416,957	75.9320	7,122,422	9,380,000	9,405,130		(3,676)			3.450	3.401	MS	107,870	323,610	10/21/2019	03/01/2042
914073-BW-0	UNIVERSITY OF ARKANSAS MUNITAX_BND REV	2			1.C FE	3,970,000	65.4140	2,596,936	3,970,000	3,970,000					2.685	2.684	MN	17,766	97,712	11/10/2021	11/01/2043
914119-F5-6	UNIVERSITY OF CINCINNATI MUNITAX_BND REV	0			1.D FE	3,000,000	80.9720	2,429,160	3,000,000	3,000,000					3.949	3.949	JD	9,873	118,470	05/11/2016	06/01/2042
914119-V7-4	UNIVERSITY OF CINCINNATI MUNITAX_BND REV	2			1.D FE	13,325,866	76.8400	10,219,720	13,300,000	13,318,108		(2,860)			3.254	3.230	JD	36,065	432,782	11/25/2019	06/01/2039
914119-YR-7	UNIVERSITY OF CINCINNATI MUNITAX_BND REV	0			1.D FE	5,735,000	100.2110	5,747,101	5,735,000	5,735,000					5.153	5.152	JD	24,627	295,525	12/05/2013	06/01/2033
91412G-TG-0	UNIVERSITY OF CALIFORNIA SENIOR MUNITAX				1.C FE	13,948,600	98.2140	13,749,960	14,000,000	13,976,594		8,501			4.601	4.635	MN	82,307	644,140	10/01/2013	05/15/2031
91412G-XY-6	UNIVERSITY OF CALIFORNIA SENIOR MUNITAX				1.D FE	4,170,391	85.4950	3,471,097	4,060,000	4,166,466		(3,926)			4.131	3.902	MN	21,431	167,719	03/15/2022	05/15/2045
91412N-AK-6	UNIVERSITY OF CHICAGO SENIOR MUNITAX_BND	0			1.C FE	9,999,200	87.5530	8,755,300	10,000,000	9,999,327		(84)			4.411	4.411	AO	110,275	441,100	08/06/2014	10/01/2044
91417K-3G-4	UNIVERSITY OF COLORADO MUNITAX_BND REV	0			1.B FE	4,500,000	76.8450	3,458,025	4,500,000	4,500,000					3.167	3.167	JD	11,876	142,515	07/10/2019	06/01/2043
91417N-BY-0	UNIVERSITY OF COLORADO MUNITAX_BND REV	2			1.B FE	18,610,000	70.3400	13,090,274	18,610,000	18,610,000					2.867	2.866	JD	44,462	552,816	10/21/2021	06/01/2042
914245-BQ-7	UNIVERSITY OF DELAWARE MUNITAX_BND REV	0			1.B FE	12,000,000	79.5350	9,544,200	12,000,000	12,000,000					4.071	4.071	MN	81,420	488,520	04/05/2018	11/01/2050
914302-DM-3	UNIVERSITY OF HOUSTON MUNITAX_BND REV	0			1.C FE	4,196,522	86.4960	3,671,755	4,245,000	4,208,164		2,190			3.800	3.887	FA	60,939	161,310	01/20/2017	02/15/2038
914440-LG-5	UNIVERSITY OF MASSACHUSETTS BL SENIOR MU	0			1.C FE	18,917,422	99.5510	18,939,578	19,025,000	18,973,844		6,106			5.050	5.097	MN	160,127	960,763	10/27/2010	11/01/2029
914440-ST-0	UNIVERSITY OF MASSACHUSETTS BL SENIOR MU	2			1.C FE	6,395,000	76.9830	4,923,063	6,395,000	6,395,000					3.434	3.434	MN	36,601	219,604	01/09/2020	11/01/2040
914440-UI-0	UNIVERSITY OF MASSACHUSETTS BL SENIOR MU	2			1.C FE	10,000,000	84.1370	8,413,700	10,000,000	10,000,000					4.306	4.303	MN	71,767	260,752	03/16/2022	11/01/2045
914455-LL-2	UNIVERSITY OF MICHIGAN MUNITAX_BND REV				1.A FE	22,016,700	100.7110	22,156,420	22,010,220	22,010,220		(790)			5.183	5.177	AO	285,065	1,140,260	06/29/2011	04/01/2035
914460-KW-9	UNIVERSITY OF MINNESOTA SENIOR MUNITAX_B	0			1.C FE	1,190,000	92.0460	1,095,347	1,190,000	1,190,000					3.400	3.400	FA	16,858	40,460	02/07/2013	02/01/2030
914460-KZ-2	UNIVERSITY OF MINNESOTA SENIOR MUNITAX_B	0			1.C FE	1,917,459	88.7310	1,725,818	1,945,000	1,929,333		1,338			3.500	3.603	FA	28,365	68,075	02/07/2013	02/01/2033
914713-K6-8	UNIVERSITY OF NORTH CAROLINA-C MUNITAX_B				1.A FE	17,000,000	89.3340	15,186,780	17,000,000	17,000,000					3.847	3.847	JD	54,499	653,990	09/25/2014	12/01/2034
914716-W8-4	UNIVERSITY OF NORTH CAROLINA-C MUNITAX_B				1.D FE	5,200,000	66.2620	3,445,624	5,200,000	5,200,000					2.762	2.762	AO	35,906	116,495	11/12/2021	04/01/2043
914724-CC-1	UNIVERSITY N D MUNITAX_BND REV	0			1.E FE	1,000,000	91.1590	911,590	1,000,000	1,000,000					4.390	4.387	AO	10,975	43,900	09/08/2018	04/01/2038
914744-AC-1	UNIVERSITY OF NOTRE DAME DU LA SENIOR MU	0			1.A FE	2,660,675	81.3200	2,040,500	2,500,000	2,644,268		(4,955)			3.720	3.325	MS	31,000	93,000	07/11/2019	03/01/2043
914805-FA-9	UNIVERSITY OF PITTSBURGH SENIOR MUNITAX	0			1.B FE	8,360,000	85.3670	7,136,681	8,360,000	8,360,000					3.646	3.646	MS	89,748	304,806	01/06/2017	09/15/2036
914886-AB-2	UNIVERSITY OF SOUTHERN CALIFOR SENIOR MU				1.C FE	39,766,700	78.8010	31,520,400	40,000,000	39,804,557		13,090			3.028	3.069	AO	302,800	1,211,200	06/19/2019	10/01/2039
914886-AC-0	UNIVERSITY OF SOUTHERN CALIFOR SENIOR MU	0			1.C FE	5,000,000	83.1130	4,155,650	5,000,000	5,000,000					3.841	3.841	AO	48,013	192,050	04/10/2017	10/01/2047
915115-7F-0	UNIVERSITY OF TEXAS PERMANENT MUNITAX_BN	0			1.A FE	8,000,000	81.3420	6,507,360	8,000,000	8,000,000					3.780	3.780	JJ	151,200	302,400	12/02/2015	07/01/2045
915137-5F-6	UNIVERSITY OF TEXAS SYSTEM MUNITAX_BND R	0			1.A FE	5,237,976	101.5760	5,642,547	5,555,000	5,333,492		10,470			5.134	5.552	FA	107,740	285,194	12/15/2010	08/15/2042
915137-ST-6	UNIVERSITY OF TEXAS SYSTEM MUNITAX_BND R	0			1.A FE	1,258,929	1.340,618		1,350,000	1,309,430					4.644	5.221	FA	23,684	62,694	11/18/2010	08/15/2030
915217-RY-1	UNIVERSITY OF VIRGINIA SENIOR MUNITAX_BN	1			1.A FE	16,015,029	113.0740	17,356,859	15,350,000	15,846,717		(17,171)			6.200	5.892	MS	317,233	951,700	04/17/2009	09/01/2039
915217-SB-0	UNIVERSITY OF VIRGINIA SENIOR MUNITAX_BN				1.A FE	9,414,247	99.0810	9,328,476	9,415,000	9,414,975		1			5.000	5.000	MS	156,917	470,750	06/06/2011	09/01/2040
91523N-FP-6	UNIVERSITY OF WASHINGTON SENIOR MUNITAX				1.B FE	5,000,000	109.1820	5,459,100	5,000,000	5,000,000					6.060	6.000	JJ	151,500	303,000	06/16/2009	07/01/2039
91523N-GW-0	UNIVERSITY OF WASHINGTON SENIOR MUNITAX				1.B FE	11,180,079	97.0330	10,853,141	11,185,000	11,180,564		132			4.997	5.000	AO	139,729	558,914	09/23/2010	10/01/2040
916277-KW-5	UPPER OCCOQUAN SEW AUTH VA MUNITAX_BND R				1.A FE	2,620,000	102.9260	2,696,661	2,620,000	2,620,000					5.400	5.400	JJ	70,740	141,480	12/14/2010	07/01/2028
916277-KX-3	UPPER OCCOQUAN SEW AUTH VA MUNITAX_BND R				1.A FE	2,715,000	103.4210	2,807,880	2,715,000	2,715,000					5.500	5.500	JJ	74,663	149,325	12/14/2010	07/01/2029

ANNUAL STATEMENT FOR THE YEAR 2022 OF THE AMERICAN EQUITY INVESTMENT LIFE INSURANCE COMPANY

SCHEDULE D - PART 1

Showing All Long-Term BONDS Owned December 31 of Current Year

1	2	Codes			6	7	Fair Value		10	11	Change in Book/Adjusted Carrying Value				Interest					Dates	
		3	4	5			8	9			12	13	14	15	16	17	18	19	20	21	22
CUSIP Identification	Description	C o d e	F o r e i g n	Bond Char	NAIC Designation, NAIC Designation Modifier and SVO Administrative Symbol	Actual Cost	Rate Used to Obtain Fair Value	Fair Value	Par Value	Book/ Adjusted Carrying Value	Unrealized Valuation Increase/ (Decrease)	Current Year's (Amor-tization) Accretion	Current Year's Other-Than-Temporary Impairment Recognized	Total Foreign Exchange Change in Book/ Adjusted Carrying Value	Rate of	Effective Rate of	When Paid	Admitted Amount Due and Accrued	Amount Received During Year	Acquired	Stated Contractual Maturity Date
916277-KY-1	UPPER OCCOQUAN SEW AUTH VA MUNITAX_BND R				1.A FE	2,810,000	103.9410	2,920,742	2,810,000	2,810,000					5.600	5.600	JJ	78,680	157,360	12/14/2010	07/01/2030
916277-KZ-8	UPPER OCCOQUAN SEW AUTH VA MUNITAX_BND R				1.A FE	10,000,000	104.6400	10,464,000	10,000,000	10,000,000					5.750	5.749	JJ	287,500	575,000	12/14/2010	07/01/2036
916277-LL-8	UPPER OCCOQUAN SEW AUTH VA MUNITAX_BND R	..0.			1.A FE	12,060,371	99.0410	13,246,734	13,375,000	13,297,521					2.450	3.630	JJ	163,844	327,688	06/25/2013	07/01/2023
916544-DZ-9	UPPER SANTA CLARA VY CA JT PWR MUNITAX_B	..0.	2		1.C FE	2,471,275	78.3880	1,959,700	2,500,000	2,474,644			740		3.875	3.945	FA	40,365	96,875	01/24/2018	08/01/2048
917565-LB-7	UTAH TRANSIT AUTH MUNITAX_BND REV	..0.			1.C FE	6,000,000	109.7630	6,585,780	6,000,000	6,000,000					5.937	5.936	JD	15,832	356,220	05/13/2009	06/15/2039
917567-EX-3	UTAH TRANSIT AUTH SENIOR MUNITAX_BND REV	..0.	1		1.C FE	6,000,000	79.1210	4,747,260	6,000,000	6,000,000					3.443	3.441	JD	9,181	206,580	11/07/2019	12/15/2042
924158-AK-4	VERMONT ECONOMIC DEVELOPMENT A SENIOR MU	..0.			1.C FE	5,000,000	106.5770	5,328,850	5,000,000	5,000,000					6.000	6.000	AO	75,000	300,000	03/19/2010	04/01/2035
924214-FW-4	VERMONT MUN BD BK SENIOR MUNITAX_BND REV	..0.			1.D FE	8,150,000	102.4080	8,346,252	8,150,000	8,150,000					6.036	6.035	JD	40,995	491,934	11/19/2010	12/01/2035
927781-VW-1	VIRGINIA COLLEGE BLDG AUTH VA MUNITAX_BN	..0.			1.B FE	15,000,000	100.1970	15,029,550	15,000,000	15,000,000					5.500	5.500	MS	275,000	825,000	10/28/2010	09/01/2030
928077-KC-9	VIRGINIA PORT AUTH MUNITAX_BND REV	..0.	2		1.F FE	3,000,000	89.5760	2,687,280	3,000,000	3,000,000					4.228	4.227	JJ	63,420	126,840	11/09/2016	07/01/2036
92812V-XT-8	VIRGINIA ST HSG DEV AUTH MUNITAX_BND REV	..0.	2		1.B FE	6,940,080	75.2990	5,282,225	7,015,000	6,948,593		2,764			3.050	3.120	AO	53,489	213,958	09/25/2019	10/01/2040
92817Q-4Q-2	VIRGINIA RESOURCES AUTHORITY MUNITAX_BND	..0.			1.A FE	1,955,000	100.0150	1,955,293	1,955,000	1,955,000					5.100	5.100	MN	16,618	99,705	05/19/2011	11/01/2031
92817S-XW-3	VIRGINIA ST PUB SCH AUTH MUNITAX_BND REV	..0.	1		1.B FE	9,977,206	94.3380	9,315,878	9,875,000	9,928,018		(5,516)			4.250	4.170	JD	18,653	419,688	01/19/2012	12/15/2030
92818A-EY-8	VIRGINIA RESOURCES AUTHORITY SENIOR MUNI	..0.			1.A FE	4,127,472	97.4320	4,009,327	4,115,000	4,120,802		(758)			4.353	4.328	MN	29,854	179,126	12/02/2011	11/01/2031
92818A-FB-7	VIRGINIA RESOURCES AUTHORITY SENIOR MUNI	..0.			1.C FE	3,095,880	94.7410	2,842,230	3,000,000	3,074,767		(3,371)			5.053	4.817	MN	25,265	151,590	09/23/2015	11/01/2041
92818G-JL-8	VIRGINIA RESOURCES AUTHORITY MUNITAX_BND	..0.			1.A FE	2,669,096	101.9390	2,543,378	2,495,000	2,588,047		(49,399)			5.700	5.055	MN	23,703	142,215	01/17/2014	11/01/2039
92818L-XP-2	VIRGINIA RESOURCES AUTHORITY MUNITAX_BND	..0.	2		1.A FE	100,000	99.0010	99,001	100,000	100,000					4.290	4.290	MN	715	4,290	07/29/2015	11/01/2035
92818N-HB-7	VIRGINIA RESOURCES AUTHORITY MUNITAX_BND	..0.	2		1.C FE	4,750,840	76.4560	3,689,002	4,825,000	4,760,609		4,011			3.125	3.238	MN	25,130	150,781	10/30/2019	11/01/2039
92818N-HE-1	VIRGINIA RESOURCES AUTHORITY MUNITAX_BND	..0.	2		1.C FE	6,658,799	72.4160	4,884,459	6,745,000	6,667,042		2,801			3.250	3.331	MN	36,535	219,213	10/30/2019	11/01/2042
92818N-HZ-4	VIRGINIA RESOURCES AUTHORITY MUNITAX_BND	..0.	2		1.A FE	3,650,000	77.0720	2,813,128	3,650,000	3,650,000					3.320	3.320	MN	20,197	121,180	10/30/2019	11/01/2042
93730P-AJ-5	WASHINGTON BIOMEDICAL RESEARCH SENIOR MU	..0.			1.B FE	8,000,000	106.4300	8,514,400	8,000,000	8,000,000					6.416	6.414	JJ	256,640	513,280	12/02/2010	07/01/2030
93730P-AM-8	WASHINGTON BIOMEDICAL RESEARCH SENIOR MU	..0.			1.B FE	3,000,000	102.1270	3,063,810	3,000,000	3,000,000					6.031	6.029	JJ	90,465	180,930	12/02/2010	07/01/2025
93978H-SU-0	WASHINGTON ST HLTH CARE FACS A MUNITAX_B	..0.	2		1.E FE	5,000,000	82.1730	4,108,650	5,000,000	5,000,000					4.200	4.200	FA	79,333	210,000	10/26/2017	08/15/2047
940093-ZL-0	WASHINGTON ST UNIV MUNITAX_BND REV	..0.			1.F FE	4,409,810	117.6870	4,707,480	4,000,000	4,305,380		(12,613)			7.399	6.567	AO	73,990	295,960	08/25/2011	04/01/2041
940094-AT-2	WASHINGTON ST UNIV MUNITAX_BND REV	..0.	1		1.E FE	5,000,000	87.0520	4,352,600	5,000,000	5,000,000					4.340	4.339	AO	54,250	217,000	10/24/2018	10/01/2039
941660-AX-0	WATERLOO IOWA CNTY SCH DIST MUNITAX_BND	..0.	2		1.F FE	7,000,000	100.0610	7,004,270	7,000,000	7,000,000					5.850	5.850	JJ	204,750	409,500	03/29/2011	07/01/2025
94948Q-AQ-3	WELLESLEY COLLEGE SENIOR MUNITAX_BND REV	..0.			1.B FE	13,985,000	91.9870	12,864,382	13,985,000	13,985,000					4.046	4.046	JJ	282,917	565,833	03/29/2012	07/01/2033
956454-BF-8	WEST VLGS IMPT DIST FLA MUNITAX_BND REV	..0.	2		1.C FE	4,000,000	88.0480	3,521,920	4,000,000	4,000,000					3.831	3.830	FA	63,850	153,240	12/13/2017	02/01/2038
956695-L3-2	WEST VIRGINIA ST WTR DEV AUTH MUNI_BND R	..0.	2		1.F FE	4,900,000	88.7480	4,437,400	5,000,000	4,913,101		2,960			3.625	3.751	MN	30,208	181,250	02/09/2018	11/01/2044
977100-DR-4	WISCONSIN STATE OF SENIOR MUNITAX_BND R	..0.			1.C FE	5,000,000	80.7450	4,037,250	5,000,000	5,000,000					3.294	3.293	MN	27,450	164,700	08/03/2016	05/01/2037
0819999999	Subtotal - Bonds - U.S. Special Revenues - Issuer Obligations					2,851,521,718	XXX	2,485,714,769	2,849,075,406	2,851,162,204		70,295			XXX	XXX	XXX	33,945,903	111,308,721	XXX	XXX
31339W-LL-8	FREDDIE MAC FHR 2419 SENIOR AGENCY_CMO		4		1.A	376,397	105.4330	396,846	376,397	376,397					7.351	7.434	MON	2,306	27,667	01/29/2002	02/15/2032
3136A7-6E-7	FANNIE MAE FNMA_12-101 SENIOR AGENCY_CMO		4		1.A	7,753,529	7.166048	7,760,821	7,760,821	7,747,726		2,777			3.500	3.517	MON	22,636	271,629	09/13/2012	09/25/2042
3136A8-4A-5	FANNIE MAE FNMA_12-112 SENIOR AGENCY_CMO		4		1.A	12,879,602	92.7710	12,454,551	13,424,992	13,116,376		28,339			3.000	3.308	MON	33,562	402,750	05/28/2013	10/25/2032
3136A8-4D-9	FANNIE MAE FNMA_12-112 AGENCY_CMO_12-11		4		1.A	7,837,404	92.5550	7,585,799	8,195,978	7,996,438		18,860			3.000	3.332	MON	20,490	245,879	05/28/2013	10/25/2032
3136A8-6Y-1	FNMA_12-105 AGENCY_CMO_12-105		4		1.A	3,263,522	89.2680	2,965,692	3,322,298	3,297,710					3.500	3.638	MON	9,698	114,106	12/01/2022	10/25/2042
3136A8-F9-6	FANNIE MAE FNMA_12-103 SENIOR AGENCY_CMO		4		1.A	6,808,271	84.7830	5,776,063	6,812,735	6,802,842		1,537			3.500	3.518	MON	19,870	233,986	12/01/2022	09/25/2042
3136A9-KU-1	FANNIE MAE FNMA_12-114 SENIOR AGENCY_CMO		4		1.A	6,650,213	83.3830	5,548,834	6,654,612	6,645,249		894			3.500	3.518	MON	19,409	228,555	12/01/2022	10/25/2042
3136AA-VM-3	FANNIE MAE FNMA_12-134 SENIOR AGENCY_CMO		4		1.A	13,623,858	93.0170	13,235,031	14,228,572	13,892,934		32,063			3.000	3.325	MON	35,571	426,857	05/29/2013	12/25/2032
3136AB-KG-7	FANNIE MAE FNMA_12-144 SENIOR AGENCY_CMO		4		1.A	7,375,156	92.9790	7,159,356	7,700,000	7,522,922		17,607			3.000	3.326	MON	19,250	231,000	05/29/2013	01/25/2033
3136AC-F6-3	FANNIE MAE FNMA_13-13 SENIOR AGENCY_CMO		4		1.A	12,626,877	91.9750	12,113,299	13,170,145	12,858,501		27,386			3.000	3.307	MON	32,925	395,104	05/28/2013	03/25/2033
3136AC-TY-7	FANNIE MAE FNMA_13-20 SENIOR AGENCY_CMO		4		1.A	2,185,359	91.8460	2,101,746	2,288,334	2,229,462		5,258			3.000	3.337	MON	5,721	68,650	05/30/2013	03/25/2033
3136AD-JD-2	FANNIE MAE FNMA_13-32 AGENCY_CMO_13-32		4		1.A	1,356,303	94.4990	1,283,303	1,358,000	1,355,650		(102)			3.500	3.517	MON	3,961	47,530	06/10/2013	04/25/2033
3136AD-JX-8	FANNIE MAE FNMA_13-32 AGENCY_CMO_13-32		4		1.A	1,242,135	91.4860	1,185,661	1,296,000	1,264,596		2,688			3.000	3.527	MON	3,240	38,880	05/23/2013	04/25/2033
3136AD-T7-4	FANNIE MAE FNMA_13-41 SENIOR AGENCY_CMO				1.A	3,034,052	89.0860	2,849,866	3,199,000	3,102,266		3,772			3.000	3.390	MON	7,998	95,970	05/28/2013	05/25/2033

ANNUAL STATEMENT FOR THE YEAR 2022 OF THE AMERICAN EQUITY INVESTMENT LIFE INSURANCE COMPANY

SCHEDULE D - PART 1

Showing All Long-Term BONDS Owned December 31 of Current Year

1	2	Codes			6	7	Fair Value		10	11	Change in Book/Adjusted Carrying Value				Interest					Dates	
		3	4	5			8	9			12	13	14	15	16	17	18	19	20	21	22
CUSIP Identification	Description	C o d e	F o r e i g n	Bond Char	NAIC Designation, NAIC Designation Modifier and SVO Administrative Symbol	Actual Cost	Rate Used to Obtain Fair Value	Fair Value	Par Value	Book/ Adjusted Carrying Value	Unrealized Valuation Increase/ (Decrease)	Current Year's (Amor-tization) Accretion	Current Year's Other-Than-Temporary Impairment Recognized	Total Foreign Exchange Change in Book/ Adjusted Carrying Value	Rate of	Effective Rate of	When Paid	Admitted Amount Due and Accrued	Amount Received During Year	Acquired	Stated Contractual Maturity Date
3136AE-2S-5	FANNIE MAE FNMA_13-70 SENIOR AGENCY_CMO			4	1.A	7,828,740	.92.5760	7,793,086	8,418,000	8,092,884					3.000	3.543	MON	21,045	252,540	06/20/2013	07/25/2033
3136AE-4J-3	FANNIE MAE FNMA_13-69 SENIOR AGENCY_CMO			4	1.A	18,576,583	.92.2210	17,880,293	19,388,475	18,936,968					3.000	3.321	MON	48,471	581,654	05/29/2013	07/25/2033
3136AE-QH-3	FANNIE MAE FNMA_13-55 SENIOR AGENCY_CMO			4	1.A	5,712,188	.90.5550	5,433,295	6,000,000	5,845,577					3.000	3.373	MON	15,000	180,000	05/28/2013	06/25/2033
3136AE-YJ-0	FANNIE MAE FNMA_13-56 SENIOR AGENCY_CMO			4	1.A	8,513,688	.92.2480	8,191,644	8,879,987	8,668,343					3.000	3.305	MON	22,200	266,400	05/28/2013	06/25/2033
3136AE-Z9-1	FANNIE MAE FNMA_13-70 SENIOR AGENCY_CMO			4	1.A	2,070,735	.90.9120	1,976,432	2,174,000	2,146,203					3.000	3.491	MON	5,435	65,220	06/03/2013	07/25/2033
3136AF-5A-8	FANNIE MAE FNMA_13-84 SENIOR AGENCY_CMO			4	1.A	18,230,206	.94.0350	18,383,759	19,549,818	18,883,808					3.000	3.556	MON	48,875	586,494	06/20/2013	08/25/2033
3136AF-WL-4	FANNIE MAE FNMA_13-66 SENIOR AGENCY_CMO			4	1.A	36,022,418	.91.3610	34,558,165	37,826,086	36,767,740					3.000	3.257	MON	94,565	1,134,783	05/30/2013	07/25/2033
3137A6-TC-6	FREDDIE MAC FHLMC_3812 SENIOR AGENCY_CMO			4	1.A	34,516,510	.96.6510	38,685,747	40,026,394	38,386,440			(159,831)		4.000	5.232	MON	133,421	1,601,056	02/04/2011	12/15/2030
3137A7-FL-9	FREDDIE MAC FHLMC_3804 SENIOR AGENCY_CMO			4	1.A	17,174,497	.95.3490	20,745,089	21,757,083	20,418,559			(77,094)		3.500	5.345	MON	63,458	761,498	02/04/2011	02/15/2031
3137AS-Z7-2	FEDERAL HOME LOAN BANKS MORTGA SENIOR AG			4	1.A	1,419,877	.84.4730	1,212,152	1,434,965	1,426,348			.3.239		3.500	3.577	MON	4,185	49,284	12/01/2022	08/15/2042
3137AT-TJ-1	FREDDIE MAC FHLMC_4104 SENIOR AGENCY_CMO			4	1.A	2,780,099	.94.8230	2,758,582	2,909,194	2,843,851			.6.812		3.000	3.334	MON	7,273	87,276	05/30/2013	09/15/2032
3137AU-3Z-0	FREDDIE MAC FHLMC_4101 SENIOR AGENCY_CMO			4	1.A	6,361,496	.92.9120	5,922,677	6,374,472	6,363,921			1,116		3.500	3.533	MON	18,592	218,934	12/01/2022	09/15/2032
3137AX-T6-0	FREDDIE MAC FHLMC_4156 SENIOR AGENCY_CMO			4	1.A	19,125,000	.93.1870	18,637,337	20,000,000	19,518,924			46,621		3.000	3.338	MON	50,000	600,000	05/28/2013	01/15/2033
3137AX-U7-6	FREDDIE MAC FHLMC_4160 SENIOR AGENCY_CMO			4	1.A	8,280,261	.93.4240	8,108,188	8,678,950	8,465,175			21,959		3.000	3.408	MON	21,697	260,369	05/28/2013	01/15/2033
3137AY-G9-6	FREDDIE MAC FHLMC_4168 SENIOR AGENCY_CMO			4	1.A	2,194,944	.91.1780	2,087,410	2,289,381	2,234,352			4,675		3.000	3.307	MON	5,723	68,681	05/23/2013	02/15/2033
3137B0-KJ-2	FREDDIE MAC FHLMC_4181 AGENCY_CMO_4181			4	1.A	2,508,788	.91.2410	2,391,435	2,621,000	2,555,914			.5.632		3.000	3.460	MON	6,553	78,630	05/23/2013	03/15/2033
3137B1-MZ-2	FREDDIE MAC FHLMC_4198 SENIOR AGENCY_CMO			4	1.A	4,558,662	.89.8390	4,310,991	4,798,592	4,662,334			11,102		3.000	3.350	MON	11,996	143,958	05/29/2013	04/15/2033
3137B2-2C-3	FREDDIE MAC FHLMC_4204 SENIOR AGENCY_CMO			4	1.A	975,112	.88.6750	910,193	1,026,434	.997,583			2,668		3.000	3.380	MON	2,566	30,793	05/28/2013	05/15/2033
3137B2-BU-3	FREDDIE MAC FHLMC_4203 SENIOR AGENCY_CMO			4	1.A	3,954,240	.89.6090	3,691,007	4,119,000	4,026,342			.8.543		3.000	3.306	MON	10,298	123,570	05/23/2013	05/15/2033
3137B2-NK-2	FREDDIE MAC FHLMC_4219 SENIOR AGENCY_CMO			4	1.A	5,295,150	.89.6940	5,342,073	5,955,880	5,630,971			39,125		2.500	3.373	MON	12,408	148,897	06/04/2013	03/15/2033
3137B2-R5-1	FREDDIE MAC FHLMC_4212 SENIOR AGENCY_CMO			4	1.A	29,776,087	.93.6810	29,813,913	31,824,809	30,772,318			120,399		3.000	3.525	MON	79,562	954,744	06/20/2013	06/15/2033
3137B2-ZS-2	FREDDIE MAC FHLMC_4213 SENIOR AGENCY_CMO			4	1.A	7,570,200	.93.0080	7,570,841	8,140,000	7,827,261			31,108		3.000	3.548	MON	20,350	244,200	06/20/2013	06/15/2033
3137H7-IUJ-8	FEDERAL HOME LOAN MORTGAGE COR SENIOR AG	0.			1.A	2,473,898	.87.3050	2,226,290	2,550,000	2,475,883			1,985		3.500	3.765	MON	7,438	44,625	05/26/2022	09/25/2044
31381R-4H-4	FEDERAL NATIONAL MORTGAGE ASSO MULTI_MBS			4	1.A	1,558,463	.101.4200	1,517,977	1,496,723	1,513,989			(5,127)		5.350	4.939	MON	6,895	81,187	07/27/2011	08/01/2041
31381R-G5-7	FEDERAL NATIONAL MORTGAGE ASSO MULTI_MBS			4	1.A	3,298,701	.101.5800	3,283,107	3,232,040	3,245,364			(6,688)		5.420	5.222	MON	15,085	177,610	05/19/2011	07/01/2041
31381S-PX-4	FEDERAL NATIONAL MORTGAGE ASSO MULTI_MBS			4	1.A	7,619,112	.98.8600	7,312,868	7,397,196	7,457,665			(18,173)		4.510	4.222	MON	28,728	338,247	09/27/2011	10/01/2041
31381T-7A-2	FEDERAL NATIONAL MORTGAGE ASSO MULTI_MBS			4	1.A	944,289	.98.6200	889,327	901,772	930,809			(1,380)		4.400	4.056	MON	3,417	40,229	02/23/2012	03/01/2042
31381T-WA-4	FEDERAL NATIONAL MORTGAGE ASSO MULTI_MBS			4	1.A	1,276,685	.99.9200	1,204,166	1,205,130	1,228,728			(5,502)		4.830	4.241	MON	4,851	58,208	01/25/2012	03/01/2042
31381V-BT-1	FEDERAL NATIONAL MORTGAGE ASSO MULTI_MBS			4	1.A	6,750,705	.91.7000	6,054,177	6,602,156	6,647,994			(12,261)		3.970	3.756	MON	22,570	265,746	05/29/2012	07/01/2042
31381V-J7-1	FEDERAL NATIONAL MORTGAGE ASSO MULTI_MBS			4	1.A	2,358,886	.92.4900	2,121,407	2,293,661	2,314,176			(5,154)		4.070	3.802	MON	7,779	93,352	06/08/2012	07/01/2042
3138L0-VV-0	FEDERAL NATIONAL MORTGAGE ASSO MULTI_MBS			4	1.A	1,182,437	.91.7400	1,051,896	1,146,606	1,159,234			(2,736)		3.950	3.649	MON	3,900	45,920	08/21/2012	09/01/2042
3138L2-3B-1	FEDERAL NATIONAL MORTGAGE ASSO MULTI_MBS			4	1.A	2,467,299	.90.9500	2,157,700	2,372,402	2,409,630			(7,237)		3.900	3.514	MON	7,967	93,809	02/01/2013	03/01/2043
3138L2-GN-1	FEDERAL NATIONAL MORTGAGE ASSO MULTI_MBS			4	1.A	1,198,015	.93.7900	1,189,014	1,267,740	1,227,348			3,604		3.490	4.006	MON	44,859		06/24/2013	01/01/2031
3138L2-GP-6	FEDERAL NATIONAL MORTGAGE ASSO MULTI_MBS			4	1.A	1,200,361	.93.7900	1,191,342	1,270,223	1,229,751			3,611		3.490	4.006	MON	3,817	44,947	06/24/2013	01/01/2031
3138L2-NT-0	FEDERAL NATIONAL MORTGAGE ASSO MULTI_MBS			4	1.A	2,376,201	.90.7000	2,086,112	2,300,013	2,329,105			(5,701)		3.880	3.555	MON	7,437	89,240	03/07/2013	02/01/2043
3138L2-4C-6	FEDERAL NATIONAL MORTGAGE ASSO MULTI_MBS			4	1.A	2,217,488	.92.6930	1,999,693	2,158,796	2,181,250			(4,570)		3.730	3.451	MON	6,934	81,641	01/29/2013	03/01/2038
3138L3-4D-4	FEDERAL NATIONAL MORTGAGE ASSO MULTI_MBS			4	1.A	3,688,841	.87.3600	3,225,091	3,691,726	3,687,219			(210)		3.490	3.503	MON	10,737	128,841	05/10/2013	06/01/2043
3138L3-AH-8	FEDERAL NATIONAL MORTGAGE ASSO MULTI_MBS			4	1.A	1,563,296	.91.8100	1,372,225	1,494,636	1,521,795			(5,171)		4.020	3.570	MON	5,007	60,084	02/11/2013	03/01/2043
3138L3-AQ-8	FEDERAL NATIONAL MORTGAGE ASSO MULTI_MBS			4	1.A	2,976,775	.89.5900	2,597,887	2,899,751	2,928,655			(6,126)		3.730	3.474	MON	9,314	109,663	02/11/2013	03/01/2043
3138L3-AZ-8	FEDERAL NATIONAL MORTGAGE ASSO MULTI_MBS			4	1.A	4,424,294	.89.2200	3,851,078	4,316,384	4,356,467			(8,640)		3.690	3.449	MON	13,715	161,487	02/11/2013	03/01/2043
3138L3-CW-3	FEDERAL NATIONAL MORTGAGE ASSO MULTI_MBS			4	1.A	3,084,051	.90.4000	2,693,702	2,979,759	3,020,220			(8,044)		3.820	3.482	MON	9,802	115,408	02/07/2013	03/01/2043
3138L3-H7-3	FEDERAL NATIONAL MORTGAGE ASSO MULTI_MBS			4	1.A	1,214,161	.91.3000	1,066,214	1,167,814	1,186,248			(3,397)		3.960	3.582	MON	3,982	46,888	03/04/2013	04/01/2043
3138L3-PC-3	FEDERAL NATIONAL MORTGAGE ASSO MULTI_MBS			4	1.A	2,080,529	.89.6300	1,806,627	2,015,650	2,041,281			(4,770)		3.770	3.465	MON	6,544	77,045	02/26/2013	05/01/2043
3138L3-Q4-0	FEDERAL NATIONAL MORTGAGE ASSO MULTI_MBS			4	1.A	1,305,817	.91.8000	1,152,981	1,255,971	1,276,274			(3,655)		4.000	3.617	MON	4,326	50,937	03/26/2013	05/01/2043
3138L3-QY-4	FEDERAL NATIONAL MORTGAGE ASSO MULTI_MBS			4	1.A	1,090,339	.91.7100	.961,780	1,048,718	1,065,370			(3,059)		4.000	3.618	MON	3,612	42,531	03/26/2013	04/01/2043

ANNUAL STATEMENT FOR THE YEAR 2022 OF THE AMERICAN EQUITY INVESTMENT LIFE INSURANCE COMPANY

SCHEDULE D - PART 1

Showing All Long-Term BONDS Owned December 31 of Current Year

1	2	Codes			6	7	Fair Value		10	11	Change in Book/Adjusted Carrying Value				Interest					Dates	
		3	4	5			8	9			12	13	14	15	16	17	18	19	20	21	22
CUSIP Identification	Description	C o d e	F o r e i g n	Bond Char	NAIC Designation, NAIC Designation Modifier and SVO Administrative Symbol	Actual Cost	Rate Used to Obtain Fair Value	Fair Value	Par Value	Book/ Adjusted Carrying Value	Unrealized Valuation Increase/ (Decrease)	Current Year's (Amor-tization) Accretion	Current Year's Other-Than-Temporary Impairment Recognized	Total Foreign Exchange Change in Book/ Adjusted Carrying Value	Rate of	Effective Rate of	When Paid	Admitted Amount Due and Accrued	Amount Received During Year	Acquired	Stated Contractual Maturity Date
3138L4-AK-9	FEDERAL NATIONAL MORTGAGE ASSO MULTI_MBS	4	1.A	1,255,91891.1800	1,101,433	1,207,977	1,227,552	(3,555)3.950	3.569	MON	4,109	48,378	05/14/2013	06/01/2043
3138L4-AW-3	FEDERAL NATIONAL MORTGAGE ASSO MULTI_MBS	4	1.A	4,271,69789.1400	3,716,476	4,169,257	4,209,095	(7,915)3.695	3.458	MON	13,266	156,194	05/15/2013	06/01/2043
3138L4-DY-6	FEDERAL NATIONAL MORTGAGE ASSO MULTI_MBS	4	1.A	1,525,81390.9500	1,336,763	1,469,778	1,493,061	(4,053)3.920	3.554	MON	4,961	58,416	05/23/2013	07/01/2043
3138L4-NZ-2	FEDERAL NATIONAL MORTGAGE ASSO MULTI_MBS	4	1.A	3,488,71598.7000	3,390,387	3,435,043	3,453,707	(4,438)4.110	3.948	MON	12,157	143,141	06/25/2013	08/01/2028
3138L4-TR-4	FEDERAL NATIONAL MORTGAGE ASSO MULTI_MBS	4	1.A	2,720,54899.2500	2,622,294	2,642,110	2,688,507	(3,974)4.390	4.144	MON	9,988	117,600	07/22/2013	08/01/2033
3138L4-V5-9	FEDERAL NATIONAL MORTGAGE ASSO MULTI_MBS	4	1.A	8,301,05398.8600	8,008,706	8,101,058	8,184,112	(15,054)4.440	4.192	MON	30,973	364,683	07/26/2013	08/01/2038
3138L4-ZP-1	FEDERAL NATIONAL MORTGAGE ASSO MULTI_MBS	4	1.A	881,869	100.4500	852,022	848,206	862,873	(2,352)4.720	4.252	MON	3,336	40,035	08/19/2013	09/01/2033
3138L5-SM-3	FEDERAL NATIONAL MORTGAGE ASSO MULTI_MBS	4	1.A	18,774,42297.7400	18,281,564	18,704,281	18,713,962	(8,393)4.290	4.259	MON	69,097	813,558	11/21/2013	01/01/2034
3138L5-YU-8	FEDERAL NATIONAL MORTGAGE ASSO MULTI_MBS	4	1.A	32,098,62498.6100	31,588,290	32,033,556	32,021,578	(10,589)4.200	4.189	MON	115,855	1,364,096	12/18/2013	07/01/2029
3138L9-7L-0	FEDERAL NATIONAL MORTGAGE ASSO MULTI_MBS	4	1.A	8,000,18687.3500	7,178,850	8,218,489	8,212,884	9,1563.170	3.175	MON	22,434	264,144	05/05/2015	06/01/2035
3138L9-EQ-3	FEDERAL NATIONAL MORTGAGE ASSO MULTI_MBS	4	1.A	16,518,28691.2000	15,017,746	16,466,827	16,454,558	(8,920)3.030	2.987	MON	42,965	505,875	02/12/2015	04/01/2030
3138LA-EC-9	FEDERAL NATIONAL MORTGAGE ASSO MULTI_MBS	4	1.A	17,556,97887.6100	15,620,863	17,830,000	17,626,435	10,3293.410	3.526	MON	52,356	616,447	06/03/2015	07/01/2035
3138LC-3G-8	FEDERAL NATIONAL MORTGAGE ASSO MULTI_MBS	4	1.A	3,310,10293.2600	3,088,449	3,311,655	3,308,1372.7933.630	3.640	MON	10,352	121,883	12/23/2015	01/01/2033
3138LC-PW-9	FEDERAL NATIONAL MORTGAGE ASSO MULTI_MBS	4	1.A	12,219,09291.7000	11,087,106	12,090,629	12,156,1001.9333.720	3.615	MON	38,730	456,018	11/13/2015	12/01/2035
3138LC-TZ-8	FEDERAL NATIONAL MORTGAGE ASSO MULTI_MBS	4	1.A	1,528,89092.8600	1,413,653	1,522,349	1,524,9686553.640	3.600	MON	655	55,413	11/18/2015	12/01/2033
3138LC-UX-1	FEDERAL NATIONAL MORTGAGE ASSO MULTI_MBS	4	1.A	34,489,56493.2300	31,708,717	34,011,280	34,320,9779.3293.840	3.739	MON	112,464	1,324,172	12/03/2015	01/01/2036
3138LC-UZ-6	FEDERAL NATIONAL MORTGAGE ASSO MULTI_MBS	4	1.A	10,450,43493.5300	9,603,233	10,267,543	10,389,036	1,7283.870	3.738	MON	34,217	402,873	12/03/2015	01/01/2036
3138LC-VA-9	FEDERAL NATIONAL MORTGAGE ASSO MULTI_MBS	4	1.A	13,448,66292.6600	12,414,974	13,398,418	13,418,332	6,5153.600	3.567	MON	41,535	489,042	12/10/2015	01/01/2034
3138LC-Z7-3	FEDERAL NATIONAL MORTGAGE ASSO MULTI_MBS	4	1.A	1,270,46896.4900	1,186,210	1,229,361	1,256,278	(2,136)3.910	3.552	MON	4,139	48,736	12/16/2015	01/01/2036
3138LE-XC-0	FEDERAL NATIONAL MORTGAGE ASSO MULTI_MBS	4	1.A	927,01983.9200	751,193	895,130	915,016	(1,260)3.350	3.012	MON	2,582	30,403	07/18/2016	08/01/2046
3138LE-ZQ-7	FEDERAL NATIONAL MORTGAGE ASSO MULTI_MBS	4	1.A	1,075,30484.4900	876,478	1,037,375	1,061,134	(1,515)3.420	3.069	MON	2,957	35,478	07/22/2016	08/01/2046
3138LG-PC-4	FEDERAL NATIONAL MORTGAGE ASSO MULTI_MBS	4	1.A	859,248	88.6000	734,663	829,190	848,945	(1,630)3.890	3.546	MON	2,778	32,704	01/01/2017	01/01/2047
3138LH-A2-0	FEDERAL NATIONAL MORTGAGE ASSO MULTI_MBS	4	1.A	1,418,14189.0800	1,215,422	1,364,417	1,399,873	(2,076)3.920	3.541	MON	4,606	54,228	01/01/2017	01/01/2047
3138NJ-BD-9	FEDERAL NATIONAL MORTGAGE ASSO MULTI_MBS	4	1.A	5,429,76191.3500	5,526,558	6,049,872	5,652,155	27,3143.290	4.247	MON	17,140	201,805	09/12/2013	12/01/2032
31393E-TS-8	FANNIE MAE FNMA_03-90 SENIOR AGENCY_CMO	4	1.A	6,956,070	101.3280	7,163,662	7,069,794	7,010,098	(6,380)5.500	5.666	MON	32,403	388,839	08/24/2003	09/25/2033
31397Q-YH-5	FANNIE MAE FNMA_11-17 SENIOR AGENCY_CMO	4	1.A	12,872,37295.1780	15,846,905	16,649,794	15,589,130	181,6903.500	5.355	MON	48,562	582,743	02/24/2011	03/25/2031
31398N-5W-0	FANNIE MAE FNMA_10-133 SENIOR AGENCY_CMO	4	1.A	5,030,29495.4320	5,435,850	5,696,054	5,333,854	(124,498)4.000	4.864	MON	18,987	227,842	12/02/2010	11/25/2040
31398S-4P-5	FANNIE MAE FNMA_10-156 SENIOR AGENCY_CMO	4	1.A	2,274,90895.1330	2,379,092	2,500,811	2,397,243	(15,068)4.000	4.789	MON	8,336	100,032	12/07/2010	12/25/2040
31398S-6F-5	FANNIE MAE FNMA_10-148 SENIOR AGENCY_CMO	4	1.A	2,810,91797.6400	2,983,247	3,055,345	2,897,537	27,1104.000	4.695	MON	10,184	122,214	12/07/2010	01/25/2041
31398S-6M-0	FANNIE MAE FNMA_10-148 SENIOR AGENCY_CMO	4	1.A	2,787,37597.6410	2,972,416	3,044,233	2,921,800	1,7464.000	5.122	MON	10,147	121,769	12/07/2010	01/25/2041
31398S-GH-0	FANNIE MAE FNMA_10-129 AGENCY_CMO_10-12	4	1.A	1,908,52995.2640	2,048,005	2,149,822	2,023,097	(39,057)4.000	4.804	MON	7,166	85,993	12/03/2010	11/25/2040
31398S-SD-6	FANNIE MAE FNMA_10-136 AGENCY_CMO_10-13	4	1.A	3,281,74695.4190	3,543,067	3,713,185	3,440,751	(120,301)4.000	5.001	MON	12,377	148,528	12/03/2010	12/25/2040
31398S-SF-1	FANNIE MAE FNMA_10-136 SENIOR AGENCY_CMO	4	1.A	2,052,16495.2670	2,209,847	2,319,627	2,175,437	(49,611)4.000	4.847	MON	92,785	92,785	12/25/2040	12/25/2040
31398S-UD-3	FANNIE MAE FNR_10-138 SENIOR AGENCY_CMO	4	1.A	5,755,65195.2550	6,185,443	6,493,596	6,116,115	(104,559)4.000	4.812	MON	21,645	259,744	12/02/2010	12/25/2040
31398S-YU-1	FANNIE MAE FNMA_10-141 SENIOR AGENCY_CMO	4	1.A	2,742,06695.2900	2,947,507	3,093,186	2,906,889	(60,463)4.000	4.822	MON	10,311	123,727	12/03/2010	12/25/2040
0829999999. Subtotal - Bonds - U.S. Special Revenues - Residential Mortgage-Backed Securities						639,101,688	XXX	623,276,156	667,964,519	655,326,566		79,074			XXX	XXX	XXX	1,983,434	23,559,586	XXX	XXX
30262S-AR-9	FREMF MORTGAGE TRUST FREMF_15 SUB SUB_CM	4	1.A	15,265,55996.3220	14,302,851	14,849,000	14,915,302	(41,949)3.849	3.617	MON	47,623	579,631	01/16/2015	01/27/2048
30262S-AS-7	FREMF MORTGAGE TRUST FREMF_15 SUB SUB_CM	4	1.A	4,798,84095.6120	4,780,608	4,924,000	4,936,196	22,8833.849	5.138	MON	16,036	195,175	01/16/2015	01/27/2048
30287E-AG-5	FREMF MORTGAGE TRUST FREMF_14 SUB_CMBS	4	1.A	6,928,90695.6050	6,692,316	7,000,000	6,952,196	17,7483.833	4.130	MON	22,361	272,153	01/24/2018	11/25/2047
30291K-AQ-3	FREMF MORTGAGE TRUST FREMF_13 SUB_CMBS	4	1.A	9,404,68898.6640	9,866,391	10,000,000	9,922,727	89,0033.547	4.582	MON	29,558	360,056	05/23/2016	06/25/2045
3136AC-GN-5	FANNIEMAE-ACES FNMA_13-M3 AGCYSEN SENIOR	4	1.A	17,486,38692.1740	16,193,868	17,568,739	17,501,601	2,4993.380	3.439	MON	49,485	602,096	02/20/2013	01/25/2033
35563B-AL-4	FREMF MORTGAGE TRUST FREMF_14 SUB SUB_CM	4	1.A	15,060,99398.1780	14,643,295	14,915,000	14,911,176	(25,478)4.561	4.474	MON	56,685	689,851	06/20/2016	01/25/2047
0839999999. Subtotal - Bonds - U.S. Special Revenues - Commercial Mortgage-Backed Securities						68,945,372	XXX	66,479,329	69,332,739	69,127,011		64,706			XXX	XXX	XXX	221,748	2,698,962	XXX	XXX

ANNUAL STATEMENT FOR THE YEAR 2022 OF THE AMERICAN EQUITY INVESTMENT LIFE INSURANCE COMPANY

SCHEDULE D - PART 1

Showing All Long-Term BONDS Owned December 31 of Current Year

1	2	Codes			6	7	Fair Value		10	11	Change in Book/Adjusted Carrying Value				Interest					Dates	
		3	4	5			8	9			12	13	14	15	16	17	18	19	20	21	22
CUSIP Identification	Description	C o d e	F o r e i g n	Bond Char	NAIC Designation, NAIC Designation Modifier and SVO Administrative Symbol	Actual Cost	Rate Used to Obtain Fair Value	Fair Value	Par Value	Book/ Adjusted Carrying Value	Unrealized Valuation Increase/ (Decrease)	Current Year's (Amor-tization) Accretion	Current Year's Other-Than-Temporary Impairment Recognized	Total Foreign Exchange Change in Book/ Adjusted Carrying Value	Rate of	Effective Rate of	When Paid	Admitted Amount Due and Accrued	Amount Received During Year	Acquired	Stated Contractual Maturity Date
60416S-G4-6	MINNESOTA ST HSG FIN AGY MUNITAX_BND REV	2	1.B FE	95,000	99.7810	94,792	95,000	95,000	4.630	4.627	JJ	2,199	4,399	11/16/2018	07/01/2038
60416S-PY-0	MINNESOTA ST HSG FIN AGY SENIOR MUNITAX_	2	1.B FE	135,000	99.1990	133,919	135,000	135,000	3.800	3.799	JJ	2,565	5,130	05/26/2016	07/01/2031
60416S-PZ-7	MINNESOTA ST HSG FIN AGY SENIOR MUNITAX_	2	1.B FE	220,000	99.4000	218,680	220,000	220,000	4.200	4.199	JJ	4,620	9,240	05/26/2016	07/01/2037
60416S-W2-2	MINNESOTA ST HSG FIN AGY MUNITAX_BND REV	2	1.B FE	20,000	99.8790	19,976	20,000	20,000	2.905	2.905	JJ	291	581	08/21/2019	07/01/2034
60416S-W3-0	MINNESOTA ST HSG FIN AGY MUNITAX_BND REV	2	1.B FE	20,000	99.8980	19,980	20,000	20,000	3.164	3.164	JJ	316	633	08/21/2019	01/01/2040
64972E-D6-3	NEW YORK N Y CITY HSG DEV CORP MUNITAX_B	2	1.C FE	8,703,287	68.6940	6,852,227	9,975,000	8,739,886	36,599	2.878	3.827	MN	47,847	291,068	03/14/2022	05/01/2041
64972E-UR-8	NEW YORK N Y CITY HSG DEV CORP MUNITAX_B	2	1.C FE	9,070,935	71.5360	6,438,240	9,000,000	9,060,117	(8,930)	2.948	2.828	MN	44,220	265,320	10/18/2021	11/01/2041
92812W-B6-8	VIRGINIA ST HSG DEV AUTH MUNITAX_BND REV	2	1.B FE	11,175,000	71.0520	7,940,061	11,175,000	11,175,000	2.917	2.917	MN	54,329	318,731	10/22/2021	11/01/2041
92812W-BH-6	VIRGINIA ST HSG DEV AUTH MUNITAX_BND REV	2	1.B FE	8,195,000	68.1100	5,581,615	8,195,000	8,195,000	3.017	3.017	MN	41,207	241,749	10/22/2021	11/01/2046
0849999999. Subtotal - Bonds - U.S. Special Revenues - Other Loan-Backed and Structured Securities						37,634,222	XXX	27,299,490	38,835,000	37,660,003		27,669			XXX	XXX	XXX	197,594	1,136,851	XXX	XXX
0909999999. Total - U.S. Special Revenues Bonds						3,597,203,000	XXX	3,202,769,744	3,625,207,664	3,613,275,784		241,744			XXX	XXX	XXX	36,348,679	138,704,120	XXX	XXX
75524K-PT-5	CITIZENS BANK NA SENIOR CORP_BND	0.0	2	2.A FE	20,000,000	101.1420	20,228,440	20,000,000	20,000,000	6.064	6.064	AO	222,347	10/20/2022	10/24/2025
00003#-AC-7	A&E TELEVISION NETWORKS LLC CORP_BND	1.G	5,000,000	96.8600	4,843,000	5,000,000	5,000,000	3.780	3.780	FA	67,725	189,000	08/22/2012	08/22/2024
00036A-AB-1	AARP AMERICAN ASSOCIATION FOR SENIOR COR	0.0	1.C FE	9,085,650	113.2700	7,928,886	7,000,000	8,112,373	(104,628)	7.500	5.132	MN	87,500	525,000	11/03/2010	05/01/2031
00037B-AC-6	ABB FINANCE USA INC SENIOR CORP_BND	0.0	1	1.G FE	33,974,470	86.5970	29,442,980	34,000,000	33,982,148	417	4.375	4.379	MN	218,993	1,487,500	07/29/2014	05/08/2042
00105S-AD-4	AFLAC INCORPORATED SENIOR CORP_BND	0.0	1	1.G FE	7,634,802	104.3880	7,870,848	7,540,000	7,614,882	(2,298)	6.900	6.800	JD	20,232	520,260	01/15/2010	12/17/2039
00105S-AY-8	AFLAC INCORPORATED SENIOR CORP_BND	0.0	2	1.G FE	67,430	89.5350	44,767	50,000	66,955	(445)	4.750	2.868	JJ	1,095	2,375	12/02/2021	01/15/2049
00114*-AB-9	AEP TRANSMISSION COMPANY LLC CORP_BND	1.F	20,000,000	89.2400	17,848,000	20,000,000	20,000,000	4.000	4.000	AO	162,222	800,000	10/18/2012	10/18/2032
00114*-AV-5	AEP TRANSMISSION COMPANY LLC CORP_BND	1.F	5,000,000	86.7890	4,339,450	5,000,000	5,000,000	4.530	4.530	MN	29,571	226,500	11/14/2014	11/14/2044
001192-AD-5	SOUTHERN COMPANY GAS CAPITAL C SENIOR CO	0.0	1	2.A FE	992,980	97.8390	978,392	1,000,000	995,419	261	6.000	6.055	AO	15,000	60,000	04/15/2010	10/01/2034
001192-AK-9	SOUTHERN COMPANY GAS CAPITAL C SENIOR CO	0.0	1	2.A FE	21,376,621	82.0850	15,953,297	19,435,000	21,235,167	(46,445)	4.400	3.725	JD	71,262	855,140	04/21/2021	06/01/2043
001192-AL-7	SOUTHERN COMPANY GAS CAPITAL C SENIOR CO	0.0	1	2.A FE	14,404,616	95.9400	14,390,985	15,000,000	14,450,278	(543,849)	3.875	3.886	MN	74,271	581,250	11/13/2015	11/15/2025
00139P-AA-6	AIG SUNAMERICA GLOBAL FINANCIN SECURED C	0.0	1.E FE	6,148,655	107.5760	6,121,080	5,690,000	5,967,536	(22,067)	6.900	6.193	MS	115,602	392,610	12/02/2021	03/15/2032
00195#-AA-9	AMAZON.COM INC CORP_BND	1.E	20,030,265	83.6100	16,747,305	20,030,265	20,030,265	3.570	3.570	MON	1,986	715,084	12/16/2019	10/31/2040
00206R-DF-6	AT&T INC SENIOR CORP_BND	0.0	1	2.B FE	9,417,791	100.7080	10,070,840	10,000,000	9,422,785	(966,860)	6.000	5.656	FA	226,667	600,000	03/21/2016	08/15/2040
00206R-DG-4	AT&T INC SENIOR CORP_BND	0.0	1	2.B FE	1,600,820	104.1720	1,562,582	1,500,000	1,585,886	(2,598)	6.375	5.859	MS	31,875	95,625	03/21/2016	03/01/2041
00206R-DT-6	AT&T INC SENIOR CORP_BND	0.0	1	2.B FE	1,988,020	96.6670	1,933,336	2,000,000	1,988,672	105	5.700	5.738	MS	38,000	114,000	01/31/2017	03/01/2057
00206R-FU-1	AT&T INC SENIOR CORP_BND	0.0	1	2.B FE	9,979,088	89.4910	8,949,130	10,000,000	9,981,106	361	5.150	5.163	FA	195,986	515,000	12/04/2018	02/15/2050
00206R-GM-8	AT&T INC SENIOR CORP_BND	0.0	1	2.B FE	5,248,980	102.0940	5,104,695	5,000,000	5,157,768	(24,243)	6.375	5.690	JD	26,563	318,750	11/26/2018	06/01/2028
00206R-GP-1	AT&T INC SENIOR CORP_BND	0.0	1	2.B FE	5,988,636	103.5830	5,914,606	5,710,000	5,897,535	(24,423)	6.500	5.861	MS	109,283	371,150	11/26/2018	03/15/2029
00206R-GX-4	AT&T INC SENIOR CORP_BND	0.0	1	2.B FE	2,869,313	105.5960	2,639,893	2,500,000	2,798,439	(18,709)	6.550	5.157	JD	7,278	163,750	11/26/2018	06/15/2034
00206R-HJ-4	AT&T INC SENIOR CORP_BND	0.0	2	2.B FE	4,685,000	95.1520	4,757,610	5,000,000	4,694,284	9,284	4.350	5.534	MS	72,500	10/07/2022	03/01/2029
00206R-JY-9	AT&T INC SENIOR CORP_BND	0.0	1	2.B FE	998,390	83.4250	834,252	1,000,000	998,728	133	2.750	2.767	JD	2,292	27,500	05/21/2020	06/01/2031
00206R-KE-1	AT&T INC SENIOR CORP_BND	0.0	1	2.B FE	17,418,636	67.0500	12,940,631	19,300,000	17,477,414	33,616	3.300	3.842	FA	265,375	636,900	03/26/2021	02/01/2052
00206R-KH-4	AT&T INC SENIOR CORP_BND	0.0	1	2.B FE	998,190	78.7740	787,735	1,000,000	998,531	144	2.250	2.268	FA	9,375	22,500	07/27/2020	02/01/2032
00206R-LV-2	AT&T INC SENIOR CORP_BND	0.0	2	2.B FE	11,890,080	68.0550	8,166,612	12,000,000	11,892,012	1,507	3.650	3.695	MS	128,967	438,000	10/13/2021	09/15/2059
002819-AC-4	ABBOTT LABORATORIES SENIOR CORP_BND	0.0	1	1.E FE	1,754,310	111.6790	1,675,190	1,500,000	1,679,810	(7,959)	6.150	5.000	MN	7,944	92,250	11/01/2010	11/30/2037
002824-AV-2	ABBOTT LABORATORIES SENIOR CORP_BND	0.0	1	1.E FE	14,780,354	108.7300	13,963,132	12,842,000	14,259,105	(55,472)	6.000	5.000	AO	192,630	770,520	10/09/2010	04/01/2039
002824-AY-6	ABBOTT LABORATORIES SENIOR CORP_BND	1	1.E FE	5,948,700	103.1400	5,156,990	5,000,000	5,741,298	(28,718)	5.300	4.100	MN	25,028	265,000	08/19/2014	05/27/2040
002824-BH-2	ABBOTT LABORATORIES SENIOR CORP_BND	0.0	2	1.E FE	69,613	98.5550	49,278	50,000	68,998	(575)	4.900	2.700	MN	2,450	12/02/2021	11/30/2046
002824-BN-9	ABBOTT LABORATORIES SENIOR CORP_BND	1	1.E FE	6,757,922	96.2480	6,304,257	6,550,000	6,729,456	(5,508)	4.750	4.539	AO	65,682	311,125	03/22/2017	04/15/2043
00287Y-AM-1	ABBVIE INC SENIOR CORP_BND	0.0	1	2.A FE	18,360,132	87.3790	16,208,767	18,550,000	18,398,067	4,682	4.400	4.463	MN	124,697	816,200	08/09/2013	11/06/2042
00287Y-BX-6	ABBVIE INC SENIOR CORP_BND	0.0	1	2.A FE	23,994,533	90.5550	21,733,080	24,000,000	23,995,794	538	3.200	3.203	MN	85,333	768,000	12/01/2020	11/21/2029
00287Y-CB-3	ABBVIE INC SENIOR CORP_BND	0.0	2	2.A FE	60,359	84.5900	42,295	50,000	60,099	(243)	4.250	3.121	MN	236	2,125	12/02/2021	11/21/2049

ANNUAL STATEMENT FOR THE YEAR 2022 OF THE AMERICAN EQUITY INVESTMENT LIFE INSURANCE COMPANY

SCHEDULE D - PART 1

Showing All Long-Term BONDS Owned December 31 of Current Year

1	2	Codes			6	7	Fair Value		10	11	Change in Book/Adjusted Carrying Value				Interest					Dates	
		3	4	5			8	9			12	13	14	15	16	17	18	19	20	21	22
CUSIP Identification	Description	C o d e	F o r e i g n	Bond Char	NAIC Designation, NAIC Designation Modifier and SVO Administrative Symbol	Actual Cost	Rate Used to Obtain Fair Value	Fair Value	Par Value	Book/ Adjusted Carrying Value	Unrealized Valuation Increase/ (Decrease)	Current Year's (Amor-tization) Accretion	Current Year's Other-Than-Temporary Impairment Recognized	Total Foreign Exchange Change in Book/ Adjusted Carrying Value	Rate of	Effective Rate of	When Paid	Admitted Amount Due and Accrued	Amount Received During Year	Acquired	Stated Contractual Maturity Date
00287Y-CZ-0	ABBVIE INC SENIOR CORP_BND	..0.	2		..2.A FE	8,439,440	..88.3450	7,067,608	8,000,000	8,428,622		(10,818)			..4.625	..4.216	AO	92,500	370,000	03/24/2022	10/01/2042
00440E-AQ-0	CHUBB INA HOLDINGS INC SENIOR CORP_BND	..0.	1		..1.F FE	13,536,696	..83.8850	11,576,185	13,800,000	13,584,744		6,611			..4.150	..4.266	MS	171,810	572,700	08/12/2014	03/13/2043
00507V-AN-9	ACTIVISION BLIZZARD INC SENIOR CORP_BND	..0.	1		..2.A FE	13,942,536	..88.5060	12,435,107	14,050,000	13,955,012		1,987			..4.500	..4.545	JD	28,100	632,250	12/02/2021	06/15/2047
00510R-AD-5	ACUTY BRANDS LIGHTING INC SENIOR CORP_B	..0.	2		..2.B FE	48,856	..77.1110	38,555	50,000	48,979		115			..2.150	..2.434	JD	48	1,075	12/02/2021	12/15/2030
007589-AC-8	ADVOCATEHEALTHANDHOSPITALS SENIOR CORP_B	..0.	1		..1.C FE	10,364,569	..73.4790	7,384,660	10,050,000	10,352,354		(7,243)			..3.387	..3.216	AO	71,861	340,394	12/02/2021	10/15/2049
00778X-AA-5	ADVENTHEALTH OBLIGATED GROUP CORP_BND	..0.	2		..1.C FE	13,866,000	..64.0960	8,887,565	13,866,000	13,866,000					..2.795	..2.795	MN	49,521	399,397	10/27/2021	11/15/2051
00817Y-AF-5	AETNA INC SENIOR CORP_BND	..0.	1		..2.B FE	7,836,055	..107.2970	7,510,818	7,000,000	7,579,979		(124,626)			..6.625	..5.600	JD	20,611	463,750	09/17/2010	06/15/2036
00817Y-AG-3	AETNA INC SENIOR CORP_BND	..0.	1		..2.B FE	9,999,886	..107.5370	11,506,491	10,700,000	10,175,080		35,014			..6.750	..7.291	JD	32,100	722,250	12/02/2021	12/15/2037
00817Y-AJ-7	AETNA INC SENIOR CORP_BND	..0.	1		..2.B FE	15,587,432	..87.5200	13,390,591	15,300,000	15,531,679		(8,730)			..4.500	..4.375	MN	87,975	688,500	01/13/2015	05/15/2042
00817Y-AZ-1	AETNA INC SENIOR CORP_BND	..0.	1		..2.B FE	9,968,200	..77.9370	7,793,720	10,000,000	9,971,616		678			..3.875	..3.893	FA	146,389	387,500	08/07/2017	08/15/2047
008252-AN-8	AFFILIATED MANAGERS GROUP INC SENIOR COR	..0.	1		..1.G FE	14,895,522	..95.9580	14,939,623	15,569,000	14,973,182		(485,109)			..3.500	..3.712	FA	227,048	544,915	05/07/2015	08/01/2025
00846U-AL-5	AGILENT TECHNOLOGIES INC SENIOR CORP_BND	..0.	1		..2.A FE	32,487,600	..86.2370	28,458,342	33,000,000	32,639,743		47,872			..2.750	..2.930	MS	267,208	907,500	09/17/2019	09/15/2029
00846U-AN-1	AGILENT TECHNOLOGIES INC SENIOR CORP_BND	..0.	2		..2.A FE	49,442	..80.9600	40,480	50,000	49,501		55			..2.300	..2.435	MS	348	1,150	12/02/2021	03/12/2031
008513-AC-7	AGREE LP SENIOR CORP_BND	..0.	2		..2.B FE	49,517	..75.2710	37,636	50,000	49,556		36			..2.600	..2.698	JD	58	1,300	12/02/2021	06/15/2033
00912X-AV-6	AIR LEASE CORPORATION SENIOR CORP_BND	..0.	1		..2.B FE	10,625,890	..91.5550	10,071,072	11,000,000	10,783,000		45,817			..3.625	..4.136	AO	99,688	398,750	05/22/2019	04/01/2027
00912X-BA-1	AIR LEASE CORPORATION SENIOR CORP_BND	..0.	1		..2.B FE	8,743,488	..94.8760	7,969,609	8,400,000	8,628,734		(111,345)			..3.250	..1.855	MS	91,000	273,000	12/20/2021	03/01/2025
00914A-AE-2	AIR LEASE CORPORATION SENIOR CORP_BND	..0.	1		..2.B FE	16,974,531	..85.1670	14,393,257	16,900,000	16,984,487		(12,196)			..3.250	..3.160	AO	137,313	549,250	12/22/2021	10/01/2029
00914A-AG-7	AIR LEASE CORPORATION SENIOR CORP_BND	..0.	1		..2.B FE	29,371,200	..83.4540	25,036,320	30,000,000	29,536,349		57,352			..3.000	..3.246	FA	375,000	900,000	01/07/2020	02/01/2030
00914A-AS-1	AIR LEASE CORPORATION SENIOR CORP_BND	..0.	2		..2.B FE	1,344,495	..79.8000	1,196,999	1,500,000	1,355,037		10,542			..2.875	..4.169	JJ	19,885	21,922	03/09/2022	01/15/2032
009158-AZ-9	AIR PRODUCTS AND CHEMICALS INC SENIOR CO	..0.	2		..1.F FE	50,850	..75.0970	37,548	50,000	50,809		(37)			..2.700	..2.581	MN	173	1,350	12/02/2021	05/15/2040
00928Q-AT-8	AIRCASTLE LTD SENIOR CORP_BND 144A	..0.	2		..2.C FE	4,411,560	..96.1220	3,844,880	4,000,000	4,294,221		(111,842)			..5.250	..2.241	FA	81,667	210,000	12/09/2021	08/11/2025
010392-EE-4	ALABAMA POWER COMPANY SENIOR CORP_BND	..0.	1		..1.G FE	5,277,870	..100.2120	5,010,620	5,000,000	5,164,992		(12,007)			..5.600	..5.180	MS	82,444	280,000	07/28/2010	03/15/2033
01185*-AA-3	ALASKA VENTURES LLC SECURED CORP_BND	..0.			..2.C PL	19,495,046	..91.3100	17,800,926	19,495,046	19,495,046					..4.670	..4.697	MJSD	2,529	910,419	12/18/2017	06/30/2033
01185*-AB-1	ALASKA VENTURES LLC SENIOR CORP_BND	..0.			..2.C PL	2,286,693	..90.6970	2,073,962	2,286,693	2,286,693					..4.670	..4.670	MJSD	297	106,789	08/23/2019	06/30/2033
01273P-AB-8	ALBEMARLE WODGINA PTY LTD SENIOR CORP_BN	..0.	1		..2.B FE	14,965,261	..87.7170	13,157,520	15,000,000	14,973,703		3,328			..3.450	..3.479	MN	66,125	517,500	07/23/2020	11/15/2029
01400E-AB-9	ALCON FINANCE CORP SENIOR CORP_BND 144A	..0.	1		..2.B FE	39,852,800	..87.3280	34,931,200	40,000,000	39,896,180		13,711			..3.000	..3.043	MS	326,667	1,200,000	09/16/2019	09/23/2029
015271-AR-0	ALEXANDRIA REAL ESTATE EQUITIE SENIOR CO	..0.	1		..2.A FE	11,983,080	..86.9370	10,432,440	12,000,000	11,987,493		1,230			..3.375	..3.389	FA	153,000	405,000	07/09/2019	08/15/2031
015271-AS-8	ALEXANDRIA REAL ESTATE EQUITIE SENIOR CO	..0.	2		..2.A FE	59,613	..76.1830	38,092	50,000	59,370		(228)			..4.000	..2.975	FA	833	2,000	12/02/2021	02/01/2050
015271-AT-6	ALEXANDRIA REAL ESTATE EQUITIE SENIOR CO	..0.	1		..2.A FE	7,448,745	..84.6870	6,351,503	7,500,000	7,463,919		18,310			..2.750	..2.826	JD	9,167	206,250	09/17/2019	12/15/2029
015271-AU-3	ALEXANDRIA REAL ESTATE EQUITIE SENIOR CO	..0.	2		..2.A FE	7,975,880	..97.2850	8,269,200	8,500,000	7,987,386		11,496			..4.900	..5.859	JD	18,511	208,250	12/10/2022	12/15/2030
015271-AV-1	ALEXANDRIA REAL ESTATE EQUITIE SENIOR CO	..0.	2		..2.A FE	19,675,974	..74.3940	15,661,446	21,052,000	19,799,008		107,817			..1.875	..2.548	FA	164,469	394,725	11/16/2021	02/01/2033
015271-AY-5	ALEXANDRIA REAL ESTATE EQUITIE SENIOR CO	..0.	2		..2.A FE	7,287,778	..81.4690	5,955,406	7,310,000	7,289,274		1,496			..2.950	..2.980	MS	63,495	125,194	02/02/2022	03/15/2034
017175-AD-2	ALLEGHANY CORPORATION SENIOR CORP_BND	..0.	1		..1.G FE	5,958,840	..92.6400	5,958,412	6,000,000	5,955,078					..4.900	..4.944	MS	882	294,000	09/03/2014	05/09/2044
017175-AF-7	ALLEGHANY CORPORATION SENIOR CORP_BND	..0.	2		..1.E FE	51,170	..70.5620	35,281	50,000	51,145		(24)			..3.250	..3.127	FA	614	1,634	12/02/2021	08/15/2051
018522-F#-4	ALLETE INC CORP_BND	..0.			..1.F	7,000,000	..90.4600	6,332,200	7,000,000	7,000,000					..3.300	..3.300	AO	48,767	231,000	04/02/2013	10/15/2028
018522-H#-4	ALLETE INC CORP_BND	..0.			..1.F	6,000,000	..88.8800	5,332,800	6,000,000	6,000,000					..4.950	..4.950	MS	87,450	297,000	03/04/2014	03/15/2044
018522-K*-2	ALLETE INC ALLETEINCALLETE, INC3.86%SD	..0.			..1.F	6,000,000	..88.8240	5,329,440	6,000,000	6,000,000					..3.860	..3.860	MS	67,550	231,600	09/24/2015	09/16/2030
018522-M*-0	ALLETE INC CORP_BND	..0.			..1.F	25,000,000	..67.6890	16,922,250	25,000,000	25,000,000					..3.300	..3.300	FA	343,750	825,000	08/03/2020	08/01/2050
01959L-AE-2	ALLINA HEALTH SYSTEM SECURED CORP_BND	..0.	2		..1.D FE	9,760,689	..65.0890	6,326,680	9,720,000	9,759,668		(891)			..2.902	..2.881	MN	36,043	285,992	11/19/2021	11/15/2051
020002-AP-6	ALLSTATE CORPORATION THE SENIOR CORP_BN	..0.	1		..1.G FE	9,218,970	..103.6230	9,326,097	9,000,000	9,131,881		(9,487)			..6.125	..5.928	JD	24,500	551,250	03/04/2010	12/15/2032
020002-AQ-4	ALLSTATE CORPORATION THE SENIOR CORP_BN	..0.	1		..1.G FE	2,398,000	..100.9160	2,522,910	2,500,000	2,437,726		4,285			..5.350	..5.670	JD	11,146	133,750	07/07/2010	06/01/2033
020002-AS-0	ALLSTATE CORPORATION THE SENIOR CORP_BN	..0.	1		..1.G FE	13,502,974	..102.8040	12,665,477	12,320,000	13,149,078		(149,078)			..5.550	..4.728	MN	98,765	683,760	09/16/2014	05/09/2035
020002-BA-8	ALLSTATE CORPORATION THE SENIOR CORP_BN	..0.			..1.G FE	62,458	..89.6870	44,843	50,000	62,006		(423)			..4.500	..2.931	JD	100	2,250	12/02/2021	06/15/2043
020002-BC-4	ALLSTATE CORPORATION THE SENIOR CORP_BN	..0.	1		..1.G FE	30,014,700	..83.4350	25,030,440	30,000,000	30,012,989		78			..4.200	..4.197	JD	56,000	1,260,000	12/08/2016	12/15/2046
02005N-BA-7	ALLY FINANCIAL INC SENIOR CORP_BND	..0.			..2.C FE	2,180,009	..97.9280	1,957,577	1,999,000	2,123,618		(53,873)			..4.625	..1.782	MS	23,370	92,454	12/10/2021	03/30/2025

ANNUAL STATEMENT FOR THE YEAR 2022 OF THE AMERICAN EQUITY INVESTMENT LIFE INSURANCE COMPANY

SCHEDULE D - PART 1

Showing All Long-Term BONDS Owned December 31 of Current Year

1	2	Codes			6	7	Fair Value		10	11	Change in Book/Adjusted Carrying Value				Interest					Dates	
		3	4	5			8	9			12	13	14	15	16	17	18	19	20	21	22
CUSIP Identification	Description	C o d e	F o r e i g n	Bond Char	NAIC Designation, NAIC Designation Modifier and SVO Administrative Symbol	Actual Cost	Rate Used to Obtain Fair Value	Fair Value	Par Value	Book/ Adjusted Carrying Value	Unrealized Valuation Increase/ (Decrease)	Current Year's (Amor-tization) Accretion	Current Year's Other-Than-Temporary Impairment Recognized	Total Foreign Exchange Change in Book/ Adjusted Carrying Value	Rate of	Effective Rate of	When Paid	Admitted Amount Due and Accrued	Amount Received During Year	Acquired	Stated Contractual Maturity Date
02079K-A6-2	ALPHABET INC SENIOR CORP_BND	..0..	2 1.C FE	45,290	..57.4480	28,724	50,000	45,367	72	1,125	2.250	2.640	FA	425	1,125	12/02/2021	08/15/2060
021345-AA-1	ALTA WIND HOLDINGS LLC SECURED CORP_BND	..0.. 2.C FE	1,187,105	..96.2810	992,071	1,030,392	1,192,954	41,766	7.000	4.931	JD	200	72,013	08/06/2014	06/30/2035
02209S-AM-5	ALTRIA GROUP INC SENIOR CORP_BND	..0.. 2.B FE	43,119,170	..74.2860	28,228,566	38,000,000	42,246,658	37,433	4.250	3.459	FA	637,028	1,615,000	03/11/2021	08/09/2042
02209S-AQ-6	ALTRIA GROUP INC SENIOR CORP_BND	..0.. 2.B FE	10,600,300	..75.7820	7,578,200	10,000,000	10,569,477	(17,691)	4.500	4.085	MN	73,750	450,000	03/11/2021	05/02/2043
02209S-AV-5	ALTRIA GROUP INC SENIOR CORP_BND	..0..	1 2.B FE	9,851,500	..67.6620	6,766,170	10,000,000	9,870,032	3,259	3.875	3.960	MS	113,021	387,500	09/13/2016	09/16/2046
02209S-BF-9	ALTRIA GROUP INC SENIOR CORP_BND	..0..	1 2.B FE	2,485,240	..88.9700	1,779,390	2,000,000	2,468,201	(9,707)	5.950	4.415	FA	45,286	119,000	03/11/2021	02/14/2049
02209S-BN-2	ALTRIA GROUP INC SENIOR CORP_BND	..0..	1 2.B FE	17,368,320	..63.7010	12,103,247	19,000,000	17,419,639	47,992	3.700	4.207	FA	287,058	703,000	03/26/2021	02/04/2051
023135-AP-1	AMAZON.COM INC SENIOR CORP_BND	..0..	1 1.E FE	6,750,120	100.2010	6,012,078	6,000,000	6,542,588	(36,708)	4.800	3.816	JD	20,800	288,000	11/09/2016	12/05/2034
023135-AQ-9	AMAZON.COM INC SENIOR CORP_BND	..0..	2 1.E FE	68,373	99.2040	49,602	50,000	67,731	(601)	4.950	2.749	JD	179	2,475	12/02/2021	12/05/2044
023135-BF-2	AMAZON.COM INC SENIOR CORP_BND	..0..	1 1.E FE	45,228,091	..89.0760	37,545,450	42,150,000	44,752,787	(144,501)	3.875	3.085	FA	585,270	1,633,313	07/30/2019	08/22/2037
023135-BJ-4	AMAZON.COM INC SENIOR CORP_BND	..0..	1 1.E FE	992,712	..86.5620	865,619	1,000,000	993,411	153	4.050	4.093	FA	14,513	40,500	06/08/2018	08/22/2047
023135-BM-7	AMAZON.COM INC SENIOR CORP_BND	..0..	1 1.E FE	9,422,888	..86.5600	8,223,153	9,500,000	9,427,230	902	4.250	4.293	FA	144,677	403,750	06/08/2018	08/22/2057
023135-CB-0	AMAZON.COM INC SENIOR CORP_BND	..0..	2 1.D FE	15,479,850	..71.8060	10,770,855	15,000,000	15,469,736	(10,114)	3.100	2.935	MN	63,292	465,000	01/07/2022	05/12/2051
023135-CJ-3	AMAZON.COM INC SENIOR CORP_BND	..0..	2 1.D FE	15,148,414	..83.9710	12,773,699	15,212,000	15,149,221	808	3.950	3.974	AO	130,189	300,437	04/11/2022	04/13/2052
023135-CK-0	AMAZON.COM INC SENIOR CORP_BND	..0..	2 1.D FE	15,140,808	..83.5090	12,703,343	15,212,000	15,141,322	514	4.100	4.124	AO	135,133	311,846	04/11/2022	04/13/2062
02343U-AG-0	AMCOR FINANCE USA INC SENIOR CORP_BND	..0..	1 2.B FE	15,051,170	..94.9560	14,243,340	15,000,000	15,029,294	(8,846)	3.625	3.558	AO	95,156	543,750	06/01/2020	04/28/2026
02343U-AH-8	AMCOR FINANCE USA INC SENIOR CORP_BND	..0..	1 2.B FE	14,162,267	..94.4360	14,165,430	15,000,000	14,195,201	(793,356)	4.500	4.514	MN	86,250	675,000	06/01/2020	05/15/2028
023551-AM-6	HESS CORPORATION SENIOR CORP_BND	..0..	1 2.C FE	11,692,577	108.2440	10,651,200	9,840,000	11,042,486	(85,661)	7.125	5.541	MS	206,435	701,100	07/03/2013	03/15/2033
023608-AG-7	AMEREN CORPORATION SENIOR CORP_BND	..0..	1 2.A FE	6,094,571	..95.5000	5,825,500	6,100,000	6,098,039	583	3.650	3.661	FA	84,112	222,650	11/17/2015	02/15/2026
02360F-AB-2	UNION ELECTRIC CO SECURED CORP_BND	..0..	1 1.F FE	5,061,450	..96.5390	4,826,945	5,000,000	5,044,049	(1,976)	5.300	5.213	FA	110,417	265,000	07/06/2011	08/01/2037
02361D-AQ-3	AMEREN ILLINOIS COMPANY SECURED CORP_BND	..0..	1 1.F FE	5,137,650	..83.7090	4,185,465	5,000,000	5,120,242	(3,208)	4.150	3.988	MS	61,097	207,500	11/29/2016	03/15/2046
02376*-AA-0	AMERICAN AIRLINES PASS THROUGH SENIOR CO	..0.. 1.F PL	4,019,880	..85.4600	3,435,390	4,019,880	4,019,880	4.140	4.140	JD	7,397	166,423	05/22/2018	06/15/2027
02379*-AA-3	AADVANTAGE LOYALTY IP LTD CORP_BND	..0.. 2.A PL	712,500	..92.9660	662,383	712,500	712,500	3.930	3.930	JD	1,245	28,001	06/18/2019	06/15/2024
02401L-AA-2	AMERICAN ASSETS TRUST LP SENIOR CORP_BND	..0..	2 2.C FE	51,137	..79.8800	39,940	50,000	51,017	(112)	3.375	3.081	FA	703	1,688	12/02/2021	02/01/2031
02507*-AD-6	AMERICAN CENTURY COMPANIES INC CORP_BND	..0.. 2.C YE	5,000,000	..92.9740	4,648,681	5,000,000	5,000,000	3.970	3.970	AO	35,840	198,500	10/26/2017	10/26/2027
025816-BF-5	AMERICAN EXPRESS COMPANY SENIOR CORP_BND	..0.. 1.F FE	10,592,361	..86.5860	8,701,843	10,050,000	10,505,470	(15,225)	4.050	3.725	JD	31,658	407,025	12/02/2021	12/03/2042
025816-DB-2	AMERICAN EXPRESS COMPANY SENIOR CORP_BND	..0..	2 1.F FE	9,263,326	103.3320	9,578,904	9,270,000	9,263,489	164	5.850	5.867	MN	81,344	10/31/2022	11/05/2027
025932-AL-8	AMERICAN FINANCIAL GROUP INC SENIOR CORP	..0..	1 2.A FE	15,003,596	..79.6130	11,981,696	15,050,000	15,009,365	816	4.500	4.518	JD	30,100	677,250	12/02/2021	06/15/2047
02665W-DT-5	AMERICAN HONDA FINANCE CORPORA SENIOR CO	..0.. 1.G FE	48,848	..79.7280	39,864	50,000	48,973	116	1.800	2.079	JJ	420	900	12/02/2021	01/13/2031
02666T-AD-9	AMERICAN HOMES 4 RENT LP SENIOR CORP_BND	..0..	2 2.C FE	51,822	..62.6990	31,349	50,000	51,781	(38)	3.375	3.182	JJ	778	1,720	12/02/2021	07/15/2051
026874-AZ-0	AMERICAN INTERNATIONAL GROUP I SENIOR CO	..0..	1 2.B FE	1,089,310	106.2740	1,062,737	1,000,000	1,075,314	(3,763)	6.250	5.448	MN	10,417	62,500	12/11/2018	05/01/2036
026874-DA-2	AMERICAN INTERNATIONAL GROUP I SENIOR CO	..0..	1 2.B FE	8,073,400	..87.3980	6,991,800	8,000,000	8,060,817	(1,719)	4.500	4.444	JJ	165,000	360,000	07/25/2014	07/16/2044
026874-DC-8	AMERICAN INTERNATIONAL GROUP I SENIOR CO	..0..	1 2.B FE	9,966,060	..87.8870	8,788,660	10,000,000	9,976,549	1,501	3.875	3.900	JJ	178,681	387,500	01/13/2015	01/15/2035
026874-DE-4	AMERICAN INTERNATIONAL GROUP I SENIOR CO	..0..	2 2.B FE	60,049	..91.5690	45,784	50,000	59,362	(644)	4.700	2.850	JJ	1,116	2,350	12/02/2021	07/10/2035
02772A-AA-7	AMERICAN NATIONAL GROUP INC SENIOR CORP	..0..	2 2.B FE	6,504,272	..94.7810	6,255,539	6,600,000	6,508,167	3,894	6.144	6.342	JD	20,275	202,752	07/07/2022	06/13/2032
03027W-AK-8	AMERICAN TOWER TRUST 1 SENIOR CORP_BND 1	..0..	4 1.A FE	36,790,200	..91.0650	31,872,874	35,000,000	36,609,330	266,413	3.652	3.254	MON	56,809	1,278,200	09/06/2019	03/15/2048
03027X-AY-6	AMERICAN TOWER CORPORATION SENIOR CORP_B	..0..	2 2.C FE	1,754,217	..71.9460	1,474,901	2,050,000	1,758,529	4,317	3.700	4.629	AO	16,013	75,850	03/14/2022	10/15/2049
03027X-BA-7	AMERICAN TOWER CORPORATION SENIOR CORP_B	..0..	1 2.C FE	3,680,800	..85.1610	3,406,448	4,000,000	3,707,562	26,762	2.900	4.107	JJ	53,489	58,000	03/28/2022	01/15/2030
03027X-BD-1	AMERICAN TOWER CORPORATION SENIOR CORP_B	..0..	2 2.C FE	9,063,100	..83.8330	6,383,330	10,000,000	9,081,058	13,778	3.100	3.632	JD	310,000	310,000	01/27/2022	06/15/2050
03027X-BK-5	AMERICAN TOWER CORPORATION SENIOR CORP_B	..0..	2 2.C FE	12,247,631	..62.6750	8,946,856	14,275,000	12,281,243	33,612	2.950	3.751	JJ	194,180	210,556	05/10/2022	01/15/2051
03028B-B*-4	AMERICAN TRANSMISSION SYSTEMS SENIOR COR	..0.. 2.B	6,000,000	..92.2560	5,535,360	6,000,000	6,000,000	4.320	4.320	AO	64,800	259,200	09/27/2018	10/01/2030
03040W-AD-7	AMERICAN WATER CAPITAL CORP SENIOR CORP	..0..	1 2.A FE	22,000,741	110.2200	23,241,074	21,086,000	21,978,020	(2,186,305)	6.593	5.001	AO	293,487	1,390,200	09/17/2013	10/15/2037
03040W-AR-6	AMERICAN WATER CAPITAL CORP SENIOR CORP	..0..	1 2.A FE	15,950,880	..78.2880	12,526,080	16,000,000	15,956,489	1,055	3.750	3.767	MS	200,000	600,000	08/07/2017	09/01/2047
03040W-AV-7	AMERICAN WATER CAPITAL CORP SENIOR CORP	..0..	2 2.A FE	60,408	..83.3090	41,655	50,000	60,135	(255)	4.150	3.017	JD	173	2,075	12/02/2021	06/01/2049
03063#-AB-0	AMERICOLD REALTY TRUST CORP BND	..0.. 2.B FE	31,000,000	..92.4460	28,658,260	31,000,000	31,000,000	4.860	4.860	JJ	724,005	1,506,600	12/04/2018	01/08/2029

ANNUAL STATEMENT FOR THE YEAR 2022 OF THE AMERICAN EQUITY INVESTMENT LIFE INSURANCE COMPANY

SCHEDULE D - PART 1

Showing All Long-Term BONDS Owned December 31 of Current Year

1	2	Codes			6	7	Fair Value		10	11	Change in Book/Adjusted Carrying Value				Interest					Dates	
		3	4	5			8	9			12	13	14	15	16	17	18	19	20	21	22
CUSIP Identification	Description	C o d e	F o r e i g n	Bond Char	NAIC Designation, NAIC Designation Modifier and SVO Administrative Symbol	Actual Cost	Rate Used to Obtain Fair Value	Fair Value	Par Value	Book/ Adjusted Carrying Value	Unrealized Valuation Increase/ (Decrease)	Current Year's (Amor-tization) Accretion	Current Year's Other-Than-Temporary Impairment Recognized	Total Foreign Exchange Change in Book/ Adjusted Carrying Value	Rate of	Effective Rate of	When Paid	Admitted Amount Due and Accrued	Amount Received During Year	Acquired	Stated Contractual Maturity Date
03063#-AC-8	AMERICOLD REALTY TRUST CORP_BND	2.B FE	20,000,000	84.3620	16,872,400	20,000,000	20,000,000	4.100	4.100	JJ	394,056	820,000	05/07/2019	01/08/2030
03073E-AN-5	AMERISOURCEBERGEN CORPORATION SENIOR COR	0..	1	2.A FE	49,798,610	82.2490	40,302,157	49,000,000	49,677,939	55,522	4.250	4.150	MS	694,167	2,082,500	01/18/2017	03/01/2045
03073E-AQ-8	AMERISOURCEBERGEN CORPORATION SENIOR COR	0..	1	2.A FE	4,975,700	83.9390	4,196,945	5,000,000	4,978,019	482	9,556	4.300	4.329	JD	215,000	11/29/2017	12/15/2047
03073E-AT-2	AMERISOURCEBERGEN CORPORATION SENIOR COR	0..	2	2.A FE	50,416	82.9440	41,472	50,000	50,372	(41)	2.700	2.595	MS	398	1,350	12/02/2021	03/15/2031
03076C-AG-1	AMERIPRISE FINANCIAL INC SENIOR CORP_BND	1	1.G FE	8,969,040	97.4660	8,771,895	9,000,000	8,993,684	3,355	3.700	3.741	AO	70,300	333,000	09/15/2014	10/15/2024
03076C-AH-9	AMERIPRISE FINANCIAL INC SENIOR CORP_BND	1	1.G FE	19,978,600	93.0330	18,606,580	20,000,000	19,991,602	2,118	2.875	2.887	MS	169,306	575,000	08/08/2016	09/15/2026
03076C-AL-0	AMERIPRISE FINANCIAL INC SENIOR CORP_BND	0..	2	1.G FE	1,205,711	97.4050	1,174,698	1,206,000	1,205,725	15	4.500	4.503	MN	7,236	27,135	05/10/2022	05/13/2032
031100-L#-5	AMETEK INC AMETEK, INC	2.A	4,000,000	91.2110	3,648,440	4,000,000	4,000,000	3.980	3.980	MS	40,242	159,200	09/30/2014	09/30/2029
03115A-AC-7	AMFAM HOLDINGS INC SENIOR CORP_BND 144A	0..	2	2.C FE	56,972	65.7540	32,877	50,000	56,809	(152)	3.833	3.097	MS	586	1,917	12/02/2021	03/11/2051
031162-AW-0	AMGEN INC SENIOR CORP_BND	0..	1	2.A FE	3,991,976	106.5150	3,669,438	3,445,000	3,826,291	(17,563)	6.375	5.263	JD	18,302	219,619	08/06/2010	06/01/2037
031162-BA-7	AMGEN INC SENIOR CORP_BND	2.A FE	12,015,519	106.8580	10,616,303	9,935,000	11,448,855	(60,099)	6.400	5.009	FA	264,933	635,840	09/13/2010	02/01/2039
031162-BH-2	AMGEN INC SENIOR CORP_BND	0..	1	2.A FE	9,951,000	99.3850	9,938,450	10,000,000	9,960,263	1,096	25,111	5.650	5.684	JD	25,111	565,000	06/27/2011	06/15/2042
031162-BK-5	AMGEN INC SENIOR CORP_BND	0..	2	2.A FE	64,158	94.0550	47,027	50,000	63,585	(536)	5.150	3.185	MN	329	2,575	12/02/2021	11/15/2041
031162-CD-0	AMGEN INC SENIOR CORP_BND	2	2.A FE	12,040,200	85.6420	8,564,220	10,000,000	11,991,577	(48,623)	4.563	3.376	JD	20,280	456,300	01/07/2022	06/15/2048
031162-CS-7	AMGEN INC SENIOR CORP_BND	2	2.A FE	17,806,403	70.0780	13,476,076	19,230,000	17,832,156	25,753	3.375	3.807	FA	234,366	649,013	02/10/2022	02/21/2050
031162-DC-1	AMGEN INC SENIOR CORP_BND	2	2.A FE	24,201,298	64.9970	17,460,875	26,864,000	24,247,352	46,054	3.000	3.537	JJ	371,619	532,960	02/15/2022	01/15/2052
031162-DG-2	AMGEN INC SENIOR CORP_BND	0..	2	2.A FE	10,005,384	80.9260	8,120,904	10,035,000	10,005,631	246	4.400	4.416	FA	158,219	220,770	03/02/2022	02/22/2062
032095-AH-4	AMPHENOL CORPORATION SENIOR CORP_BND	0..	1	1.G FE	54,280,896	95.4870	52,517,685	55,000,000	54,259,036	(838,678)	4.350	4.320	JD	199,375	2,392,500	01/08/2019	06/01/2029
032095-AL-5	AMPHENOL CORPORATION SENIOR CORP_BND	0..	2	2.A FE	49,073	79.1060	39,553	50,000	49,165	86	2.200	2.414	MS	324	1,103	12/02/2021	09/15/2031
032654-AP-0	ANALOG DEVICES INC SENIOR CORP_BND	0..	1	1.G FE	7,968,987	89.4310	7,333,326	8,200,000	7,982,860	(54,663)	4.500	4.625	JD	26,650	369,000	10/22/2019	12/05/2036
032654-AW-5	ANALOG DEVICES INC SENIOR CORP_BND	2	1.G FE	50,960	74.2030	37,101	50,000	50,920	(38)	350	2.800	2.672	AO	1,384	12/02/2021	10/01/2041
03522A-AJ-9	ANHEUSER-BUSCH COMPANIES LLC SENIOR CORP	0..	2.A FE	12,420,200	91.8790	9,187,880	10,000,000	12,338,742	(67,758)	4.900	3.407	FA	204,167	490,000	10/13/2021	02/01/2046
03523T-BQ-0	ANHEUSER-BUSCH INBEV WORLDWIDE SENIOR CO	0..	1	2.A FE	7,399,680	80.6040	6,448,280	8,000,000	7,514,190	15,773	3.750	4.209	JJ	138,333	300,000	07/24/2014	07/15/2042
035240-AF-7	ANHEUSER-BUSCH INBEV WORLDWIDE SENIOR CO	1	2.A FE	17,463,766	103.6980	19,111,615	18,430,000	17,420,516	(1,112,142)	5.875	5.807	JD	48,123	1,082,763	12/16/2016	06/15/2035
035240-AG-5	ANHEUSER-BUSCH INBEV WORLDWIDE SENIOR CO	1	2.A FE	5,451,247	94.5400	4,726,980	5,000,000	5,382,462	(12,689)	4.950	4.355	JJ	114,125	247,500	12/16/2016	01/15/2042
035240-AN-0	ANHEUSER-BUSCH INBEV WORLDWIDE SENIOR CO	0..	1	2.A FE	22,335,200	88.2880	17,657,520	20,000,000	22,242,206	(53,001)	4.600	3.891	AO	194,222	920,000	03/12/2021	04/15/2048
035240-AP-5	ANHEUSER-BUSCH INBEV WORLDWIDE SENIOR CO	1	2.A FE	33,763,949	88.4080	29,793,429	33,700,000	33,769,391	(36)	4.750	4.738	AO	337,936	1,600,750	03/14/2022	04/15/2058
035240-AR-1	ANHEUSER-BUSCH INBEV WORLDWIDE SENIOR CO	0..	1	2.A FE	1,008,195	100.5550	1,005,546	1,000,000	1,008,191	(4)	4.900	4.773	JJ	21,506	12/27/2022	01/23/2031
036752-AL-7	ELEVANCE HEALTH INC SENIOR CORP_BND	0..	1	2.B FE	14,901,550	88.1330	13,219,875	15,000,000	14,930,771	23,259	2.875	2.951	MS	126,979	431,250	09/17/2019	09/15/2029
037389-AU-7	AON CORP SENIOR CORP_BND	0..	2.A FE	73,023	102.6300	51,315	50,000	72,035	(925)	6.250	3.023	MS	3,125	12/02/2021	09/30/2040
037389-BB-8	AON CORP SENIOR CORP_BND	0..	1	2.A FE	14,084,288	96.5910	14,488,710	15,000,000	14,116,533	(854,268)	4.500	4.533	JD	30,000	675,000	11/29/2018	12/15/2028
03740L-AC-6	AON CORP SENIOR CORP_BND	2	2.A FE	8,348,400	81.7490	6,830,129	8,355,000	8,349,033	587	2.600	2.609	JD	17,499	217,230	11/29/2021	12/02/2031
03740L-AE-2	AON CORP SENIOR CORP_BND	2	2.A FE	9,631,931	77.8510	7,613,798	9,780,000	8,364,139	2,208	3.900	3.987	FA	130,319	190,710	02/23/2022	02/28/2052
037735-BZ-9	APPALACHIAN POWER CO SENIOR CORP_BND	0..	1	2.A FE	1,057,860	102.5480	1,025,480	1,000,000	1,035,851	(2,508)	5.950	5.492	MN	7,603	59,500	06/21/2011	05/15/2033
037735-CE-5	APPALACHIAN POWER CO SENIOR CORP_BND	0..	1	2.A FE	2,488,996	98.4770	2,506,235	2,545,000	2,501,571	(15,079)	5.800	5.920	AO	36,903	147,610	04/28/2010	10/01/2035
037735-CD-0	APPALACHIAN POWER CO SENIOR CORP_BND	1	2.A FE	8,133,097	103.5550	8,032,769	8,032,769	8,002,789	(71,902)	6.375	5.932	AO	123,627	494,509	05/24/2021	04/01/2036
037735-CK-1	APPALACHIAN POWER CO SENIOR CORP_BND	0..	1	2.A FE	4,770,220	103.9580	5,405,795	5,200,000	4,877,666	11,931	6.700	7.401	FA	131,618	348,400	06/03/2009	08/15/2037
037833-BH-2	APPLE INC SENIOR CORP_BND	0..	1.B FE	64,159	93.0060	46,503	50,000	63,690	(439)	4.375	2.731	MN	292	2,188	12/02/2021	05/13/2045
037833-DZ-0	APPLE INC SENIOR CORP_BND	2	1.B FE	16,135,420	63.4250	12,209,255	19,250,000	16,189,431	54,012	2.400	3.269	FA	168,117	411,000	05/11/2022	08/20/2050
037833-EQ-1	APPLE INC SENIOR CORP_BND	0..	1	1.B FE	28,399,000	64.5640	19,369,290	30,000,000	28,436,088	35,463	2.800	3.032	FA	333,667	840,000	04/15/2021	02/08/2061
038222-AG-0	APPLIED MATERIALS INC SENIOR CORP_BND	0..	1	1.F FE	46,226,911	109.9660	46,240,661	42,050,000	45,785,059	(549,115)	5.850	5.002	JD	109,330	1,728,675	11/16/2022	06/15/2041
038222-AK-1	APPLIED MATERIALS INC SENIOR CORP_BND	1	1.F FE	1,893,597	1.932,011	1,893,597	1,900,000	1,895,238	259	5.100	5.127	AO	24,225	96,900	09/21/2015	10/01/2035
038222-AM-7	APPLIED MATERIALS INC SENIOR CORP_BND	0..	1.F FE	7,985,360	91.0330	7,282,624	8,000,000	7,986,927	299	4.350	4.361	AO	87,000	348,000	03/28/2017	04/01/2047
03836W-AC-7	ESSENTIAL UTILITIES INC SENIOR CORP_BND	0..	2	2.B FE	60,873	80.3910	40,195	50,000	60,590	(284)	4.276	3.081	MN	356	2,138	12/02/2021	05/01/2049
03842*-AZ-9	AQUA PENNSYLVANIA INC CORP_BND	1.E YE	15,000,000	76.4690	11,470,350	15,000,000	15,000,000	3.690	3.690	FA	209,100	553,500	01/31/2017	02/01/2044

ANNUAL STATEMENT FOR THE YEAR 2022 OF THE AMERICAN EQUITY INVESTMENT LIFE INSURANCE COMPANY

SCHEDULE D - PART 1

Showing All Long-Term BONDS Owned December 31 of Current Year

1	2	Codes			6	7	Fair Value		10	11	Change in Book/Adjusted Carrying Value				Interest					Dates	
		3	4	5			8	9			12	13	14	15	16	17	18	19	20	21	22
CUSIP Identification	Description	C o d e	F o r e i g n	Bond Char	NAIC Designation, NAIC Designation Modifier and SVO Administrative Symbol	Actual Cost	Rate Used to Obtain Fair Value	Fair Value	Par Value	Book/ Adjusted Carrying Value	Unrealized Valuation Increase/ (Decrease)	Current Year's (Amor-tization) Accretion	Current Year's Other-Than-Temporary Impairment Recognized	Total Foreign Exchange Change in Book/ Adjusted Carrying Value	Rate of	Effective Rate of	When Paid	Admitted Amount Due and Accrued	Amount Received During Year	Acquired	Stated Contractual Maturity Date
03881N-AA-5	ARBOR REALTY SR INC SENIOR CORP_BND 144	..0..	2		..1.F PL	30,000,000	..79.1200	23,736,000	30,000,000	30,000,000					..5.000	..4.999	JD	4,167	1,554,167	12/17/2021	12/30/2028
03938J-AA-7	ARCH CAPITAL GROUP US INC SENIOR CORP_	..0..	1		..2.A FE	40,038,228	..90.3520	32,738,975	36,235,000	39,399,285		..(90,571)			..5.144	..4.493	MN	310,655	1,863,928	01/13/2015	11/01/2043
03939C-AB-9	ARCH CAPITAL FINANCE LLC SENIOR CORP_BND	..0..	1		..2.A FE	10,000,000	..87.0110	8,701,120	10,000,000	10,000,000					..5.031	..5.031	JD	22,360	503,100	11/29/2016	12/15/2046
039483-AT-9	ARCHER DANIELS MIDLAND CO SENIOR CORP_BN	..0..	1		..1.F FE	8,421,825	..107.7060	8,077,980	7,500,000	8,029,937		..(41,270)			..5.935	..5.010	AO	111,281	445,125	07/27/2010	10/01/2032
039483-BE-1	ARCHER DANIELS MIDLAND CO SENIOR CORP_BN	..0..	1		..1.F FE	4,443,689	..91.8970	3,538,038	3,850,000	4,382,471		..(16,263)			..4.535	..3.537	MS	46,074	174,598	12/02/2021	03/26/2042
039483-BH-4	ARCHER DANIELS MIDLAND CO SENIOR CORP_BN	..0..			..1.F FE	1,016,664	..85.0720	935,787	1,100,000	1,018,211		..1,547			..4.016	..4.583	AO	9,203	22,088	05/13/2022	04/16/2043
039808-AB-2	ARDENT MILLS LLC SENIOR CORP_BND	..0..			..2.B YE	5,000,000	..91.0410	4,552,050	5,000,000	5,000,000					..3.940	..3.940	JD	8,756	197,000	12/14/2017	12/14/2029
039808-AC-0	ARDENT MILLS LLC CORP_BND	..0..			..2.B YE	9,000,000	..91.1100	8,199,900	9,000,000	9,000,000					..4.090	..4.090	JD	16,360	368,100	12/14/2017	12/14/2032
039936-AA-7	ARES FINANCE CO IV LLC SENIOR CORP_BND 1	..0..	2		..2.A FE	3,152,524	..61.4290	1,980,465	3,224,000	3,153,795		..1,271			..3.650	..3.774	FA	49,032	62,107	01/13/2022	02/01/2052
04010L-AV-5	ARES CAPITAL CORPORATION SENIOR CORP_BND	..0..	1		..2.C FE	3,984,840	..94.8600	3,794,388	4,000,000	3,995,011		..2,153			..4.250	..4.311	MS	56,667	170,000	01/08/2018	03/01/2025
04010L-AZ-6	ARES CAPITAL CORPORATION SENIOR CORP_BND	..0..	2		..2.C FE	9,921,902	..91.8810	8,636,776	9,400,000	9,791,292		..(126,136)			..3.875	..2.408	JJ	167,960	364,250	12/20/2021	01/15/2026
04010L-BB-8	ARES CAPITAL CORPORATION SENIOR CORP_BND	..0..	2		..2.C FE	10,708,358	..80.3760	8,841,305	11,000,000	10,740,793		..32,382			..2.875	..3.336	JD	14,056	316,250	03/28/2022	06/15/2028
04010L-BC-6	ARES CAPITAL CORPORATION SENIOR CORP_BND	..0..	2		..2.C FE	19,924,491	..74.0990	14,856,789	20,050,000	19,937,135		..11,036			..3.200	..3.274	MN	81,982	661,204	12/02/2021	11/15/2031
04018V-AA-1	ARES FINANCE CO III LLC SUB CORP_BND 144	..0..	2		..2.C FE	5,250,000	..75.4620	3,961,771	5,250,000	5,250,000					..4.125	..4.125	JD	602	216,563	06/24/2021	06/30/2051
040555-OF-9	ARIZONA PUBLIC SERVICE COMPANY SENIOR CO	..0..			..1.G FE	11,551,590	..94.0320	8,462,898	9,000,000	11,327,556		..(191,581)			..5.625	..2.743	MN	64,688	506,250	10/27/2021	05/15/2033
040555-CH-5	ARIZONA PUBLIC SERVICE COMPANY SENIOR CO	..0..	1		..1.G FE	12,895,224	..94.8570	12,208,083	12,870,000	12,887,839		..(957)			..5.500	..5.485	MS	235,950	707,850	05/09/2011	09/01/2035
040555-CM-4	ARIZONA PUBLIC SERVICE COMPANY SENIOR CO	..0..	1		..1.G FE	15,545,919	..88.4500	12,785,505	14,455,000	15,286,765		..(28,851)			..5.050	..4.580	MS	243,326	729,978	09/29/2011	09/01/2041
040555-CN-2	ARIZONA PUBLIC SERVICE COMPANY SENIOR CO	..0..	1		..1.G FE	1,656,790	..82.8400	1,656,790	2,000,000	2,071,521		..(2,462)			..4.500	..4.222	AO	22,500	90,000	09/05/2014	04/01/2042
042735-AK-6	ARROW ELECTRONICS INC SENIOR CORP_BND	..0..			..2.C FE	9,627,065	..105.8280	11,111,972	10,500,000	10,166,015		..65,413			..7.500	..8.435	JJ	363,125	787,500	09/10/2009	01/15/2027
042735-BC-3	ARROW ELECTRONICS INC SENIOR CORP_BND	..0..	1		..2.C FE	3,968,080	..99.7460	3,989,852	4,000,000	3,999,348		..3,837			..4.500	..4.600	MS	60,000	180,000	02/12/2013	03/01/2023
04316J-AB-5	ARTHUR J GALLAGHER & CO SENIOR CORP_BND	..0..	2		..2.B FE	24,741,500	..63.7610	15,940,300	25,000,000	24,746,876		..4,906			..3.050	..3.103	MS	237,222	635,417	03/09/2052	
043178-BE-7	ARTHUR J GALLAGHER & CO CORP_BND	..0..			..2.B PL	1,000,000	..92.6300	926,299	1,000,000	1,000,000					..4.440	..4.440	JD	2,220	44,400	06/13/2018	06/13/2030
043178-BL-1	ARTHUR J GALLAGHER & CO CORP_BND	..0..			..2.B PL	30,000,000	..94.5040	28,351,200	30,000,000	30,000,000					..5.140	..5.140	MS	462,600	1,542,000	03/13/2019	03/13/2031
043178-BS-6	ARTHUR J GALLAGHER & CO CORP_BND	..0..			..2.B PL	6,000,000	..89.0060	5,340,360	6,000,000	6,000,000					..3.990	..3.990	JJ	100,415	239,400	01/30/2020	01/30/2030
04351L-AB-6	ASCENSION HEALTH ALLIANCE SENIOR CORP_BN	..0..			..1.B FE	62,243	..83.0980	41,549	50,000	61,864		..(354)			..3.945	..2.604	MN	252	1,973	12/02/2021	11/15/2046
045054-AF-0	ASSTEAD CAPITAL INC SECURED CORP_BND 144	..0..	1		..2.C FE	18,180,000	..93.5000	17,765,000	19,000,000	18,530,081		..88,364			..4.375	..4.981	FA	314,028	831,250	10/02/2018	08/15/2027
04621W-AA-8	ASSURED GUARANTY US HOLDINGS I SENIOR CO	..0..	1		..2.A FE	2,700,150	..103.7040	2,592,608	2,500,000	2,623,704		..(7,183)			..7.000	..6.383	JD	14,583	175,000	04/03/2006	06/01/2034
04621X-AD-0	ASSURANT INC SENIOR CORP_BND	..0..			..2.B FE	15,419,795	..99.4100	14,414,494	14,500,000	15,122,590		..(38,159)			..6.750	..6.208	FA	369,750	978,750	03/19/2014	02/15/2034
04685A-2J-9	ATHENE GLOBAL FUNDING SECURED CORP_BND 1	..0..			..1.E FE	5,169,450	..95.1880	4,759,380	5,000,000	5,099,622		..(66,019)			..2.750	..1.388	JD	2,292	137,500	12/07/2021	06/25/2024
04685A-3E-9	ATHENE GLOBAL FUNDING SECURED CORP_BND 1	..0..			..1.E FE	5,956,740	..76.6870	4,601,202	6,000,000	5,961,431		..3,865			..2.646	..2.729	AO	38,367	158,760	10/12/2021	10/04/2031
04685A-3F-6	ATHENE GLOBAL FUNDING SECURED CORP_BND 1	..0..			..1.E FE	6,400,000	..92.2930	5,906,758	6,400,000	6,400,000					..1.716	..1.716	JJ	53,082	54,912	01/04/2022	01/07/2025
048303-F*-7	ATLANTIC CITY ELECTRIC CO CORP_BND	..0..			..1.F	6,000,000	..67.4570	4,047,420	6,000,000	6,000,000					..3.240	..3.240	JD	11,880	194,400	06/09/2020	06/09/2050
049560-AM-7	ATMOS ENERGY CORPORATION SENIOR CORP_BND	..0..	1		..1.E FE	2,531,130	..104.2840	2,549,751	2,445,000	2,501,147		..(3,272)			..5.950	..5.680	AO	30,712	145,478	11/17/2010	10/15/2034
049560-AM-7	ATMOS ENERGY CORPORATION SENIOR CORP_BND	..0..			..1.E FE	35,358,200	..82.7290	28,955,185	35,000,000	35,312,396		..1,702			..4.125	..4.061	AO	304,792	1,443,750	06/05/2017	10/15/2044
049560-AW-5	ATMOS ENERGY CORPORATION SENIOR CORP_BND	..0..	2		..1.G FE	50,160	..64.8270	32,413	50,000	50,156		..(3)			..2.850	..2.834	FA	538	1,243	12/02/2021	02/15/2052
05253J-AL-5	AUSTRALIA AND NEW ZEALAND BANK SENIOR CO	..0..			..1.D FE	19,088,094	..96.8990	19,379,880	20,000,000	19,156,863		..(811,001)			..3.700	..3.745	MN	92,500	740,000	11/09/2015	11/16/2025
052769-AG-1	AUTODESK INC SENIOR CORP_BND	..0..	1		..2.A FE	7,982,000	..86.1860	6,894,896	8,000,000	7,986,812		..1,668			..2.850	..2.876	JJ	105,133	228,000	01/07/2020	01/15/2030
052769-AH-9	AUTODESK INC SENIOR CORP_BND	..0..	2		..2.A FE	9,976,594	..80.3500	8,075,195	10,050,000	9,984,720		..6,943			..2.400	..2.481	JD	10,720	286,760	12/02/2021	12/15/2031
053015-AE-3	AUTOMATIC DATA PROCESSING INC SENIOR COR	..0..	1		..1.D FE	30,149,600	..96.9730	29,091,900	30,000,000	30,040,999		..(18,199)			..3.375	..3.314	MS	298,125	1,012,500	09/09/2015	09/15/2025
05329R-AA-1	AUTONATION INC SENIOR CORP_BND	..0..			..2.C FE	15,845,811	..80.4570	12,770,072	15,872,000	15,847,654		..1,843			..3.850	..3.870	MS	203,691	310,628	02/23/2022	03/01/2032
05329W-AP-7	AUTONATION INC SENIOR CORP_BND	..0..	1		..2.C FE	19,985,000	..90.8720	18,174,480	20,000,000	19,992,050		..1,459			..3.800	..3.809	MN	97,111	760,000	11/07/2017	11/15/2027
05329W-AS-1	AUTONATION INC SENIOR CORP_BND	..0..	2		..2.C FE	48,384	..72.5430	36,272	50,000	48,543		..500			..2.400	..2.784	FA	500	1,207	12/02/2021	08/01/2031
053332-AW-2	AUTOZONE INC SENIOR CORP_BND	..0..			..2.B FE	997,270	..92.2980	922,979	1,000,000	998,164		..254			..3.750	..3.783	AO	7,604	37,500	04/04/2019	04/18/2029
053332-BA-9	AUTOZONE INC SENIOR CORP_BND	..0..	1		..2.B FE	1,043,892	..77.6650	815,479	1,050,000	1,044,864		..582			..1.650	..1.715	JJ	7,989	17,325	12/02/2021	01/15/2031
053484-AB-7	AVALONBAY COMMUNITIES INC SENIOR CORP_BN	..0..	2		..1.G FE	49,275	..78.6570	39,329	50,000	49,344		..65			..2.050	..2.211	JJ	473	854	12/02/2021	01/15/2032

ANNUAL STATEMENT FOR THE YEAR 2022 OF THE AMERICAN EQUITY INVESTMENT LIFE INSURANCE COMPANY

SCHEDULE D - PART 1

Showing All Long-Term BONDS Owned December 31 of Current Year

1	2	Codes			6	7	Fair Value		10	11	Change in Book/Adjusted Carrying Value				Interest					Dates	
		3	4	5			8	9			12	13	14	15	16	17	18	19	20	21	22
CUSIP Identification	Description	C o d e	F o r e i g n	Bond Char	NAIC Designation, NAIC Designation Modifier and SVO Administrative Symbol	Actual Cost	Rate Used to Obtain Fair Value	Fair Value	Par Value	Book/ Adjusted Carrying Value	Unrealized Valuation Increase/ (Decrease)	Current Year's (Amor-tization) Accretion	Current Year's Other-Than-Temporary Impairment Recognized	Total Foreign Exchange Change in Book/ Adjusted Carrying Value	Rate of	Effective Rate of	When Paid	Admitted Amount Due and Accrued	Amount Received During Year	Acquired	Stated Contractual Maturity Date
05348E-AT-6	AVALONBAY COMMUNITIES INC SENIOR CORP_BN0..	1 1.G FE	10,501,885	..99.0800	10,282,512	10,378,000	10,387,2384.200	..4.047	JD	19,372	435,876	01/28/2014	12/15/2023
05348E-AZ-2	AVALONBAY COMMUNITIES INC SENIOR CORP_BN0..	1 1.G FE	9,997,420	..76.6150	7,661,470	10,000,000	9,997,710	11,3473.900	..3.901	AO	82,333	390,000	09/27/2016	10/15/2046
05348E-BA-6	AVALONBAY COMMUNITIES INC SENIOR CORP_BN0..	1 1.G FE	4,982,700	..92.7270	4,636,370	5,000,000	4,991,730	1,7273.350	..3.391	MN	21,403	167,500	05/03/2017	05/15/2027
053611-AG-4	AVERY DENNISON CORPORATION SENIOR CORP_B0..	1 2.B FE	20,992,260	..99.3620	20,865,957	21,000,000	20,999,387	5293.350	..3.354	AO	148,517	703,500	04/03/2013	04/15/2023
053611-AJ-8	AVERY DENNISON CORPORATION SENIOR CORP_B0..	1 2.B FE	18,865,138	..97.3250	19,464,940	20,000,000	18,908,8844.875	..4.939	JD	67,708	975,000	11/29/2018	12/06/2028
053611-AM-1	AVERY DENNISON CORPORATION SENIOR CORP_B0..	2 2.B FE	48,538	..76.6570	38,329	50,000	48,674	1282.250	..2.578	FA	425	1,116	12/02/2021	02/15/2032
05369A-AH-4	AVIATION CAPITAL GROUP LLC SENIOR CORP_B0..	2 2.B FE	9,875,410	..98.5380	8,868,384	9,000,000	9,569,4635.500	..2.039	JD	22,000	495,000	12/20/2021	12/15/2024
053807-AS-2	AVNET INC SENIOR CORP_BND0..	1 2.C FE	28,276,190	..96.9160	28,105,582	29,000,000	28,234,4434.625	..4.224	AO	283,153	1,341,250	12/14/2021	04/15/2026
053807-AU-7	AVNET INC SENIOR CORP_BND0..	2 2.C FE	49,585	..76.9220	38,461	50,000	49,626	393.000	..3.102	MN	192	1,500	12/02/2021	05/15/2031
054561-AM-7	EQUITABLE HOLDINGS INC SENIOR CORP_BND0..	2 2.A FE	64,138	..87.9570	43,979	50,000	63,7645.000	..3.356	AO	493	2,500	12/02/2021	04/20/2048
05463H-AB-7	AXIS SPECIALTY FINANCE LLC SENIOR CORP_B0..	1 2.A FE	17,885,340	..88.9610	16,012,962	18,000,000	17,920,894	10,4013.900	..3.977	JJ	323,700	702,000	06/12/2019	07/15/2029
05523U-AL-4	BAE SYSTEMS HOLDINGS INC SENIOR CORP_BND0..	1 2.A FE	8,654,499	..89.2160	7,761,827	8,700,000	8,661,419	9914.750	..4.783	AO	96,425	413,250	09/30/2014	10/07/2044
05526D-BK-0	BAT CAPITAL CORP SENIOR CORP_BND0..	1 2.B FE	11,365,200	..73.5880	8,094,724	11,000,000	11,353,1374.758	..4.547	MS	167,191	523,380	03/11/2021	09/06/2049
05526D-BN-4	BAT CAPITAL CORP SENIOR CORP_BND0..	1 2.B FE	2,000,000	..91.7860	1,835,722	2,000,000	2,000,0004.906	..4.906	AO	24,257	98,120	03/30/2020	04/02/2030
05526D-BT-1	BAT CAPITAL CORP SENIOR CORP_BND0..	1 2.B FE	2,390,160	..68.5710	1,714,273	2,500,000	2,397,015	3,8883.734	..4.061	MS	24,893	93,350	03/11/2021	09/25/2040
05526D-BU-8	BAT CAPITAL CORP SENIOR CORP_BND0..	1 2.B FE	18,586,000	..66.0360	13,207,100	20,000,000	18,629,174	24,8523.984	..4.415	MS	212,480	796,800	03/24/2021	09/25/2050
05526D-BX-2	BAT CAPITAL CORP SENIOR CORP_BND0..	2 2.B FE	25,201,829	108.5170	27,129,125	25,000,000	25,199,0017.750	..7.630	AO	387,500	10/18/2022	10/19/2032
05565E-H*-9	BMW US CAPITAL LLC CORP_BND0..	1 1.F	15,000,000	..94.5450	14,181,750	15,000,000	15,000,0004.230	..4.230	FA	243,225	634,500	02/13/2014	02/13/2029
05684B-AB-3	BAIN CAPITAL SPECIALTY FINANCE SENIOR CO0..	2 2.C FE	2,494,575	..86.2560	2,156,388	2,500,000	2,495,916	1,2562.950	..3.004	MS	22,740	73,750	12/08/2021	03/10/2026
057224-AZ-0	BAKER HUGHES HOLDINGS LLC SENIOR CORP_BN0..	1 1.G FE	26,145,523	..92.4820	23,675,315	25,600,000	26,011,222	49,9275.125	..4.789	MS	386,311	1,312,000	02/26/2019	09/15/2040
05723K-AF-7	BAKER HUGHES HOLDINGS LLC SENIOR CORP_BN0..	1 1.G FE	30,000,000	..78.4960	23,548,860	30,000,000	30,000,0004.080	..4.080	JD	54,400	1,224,000	02/01/2018	12/15/2047
05724B-AA-7	BAKER HUGHES HOLDINGS LLC SENIOR CORP_BN0..	1 1.G FE	1,107,140	..96.0360	960,363	1,000,000	1,081,6184.486	..3.190	MN	7,477	44,860	05/27/2020	05/01/2030
058498-AV-8	BALL CORPORATION SENIOR CORP_BND0..	1 3.A FE	1,000,000	..96.3750	963,750	1,000,000	1,000,0004.875	..4.875	MS	14,354	48,750	11/24/2021	03/15/2026
059165-DX-5	BALTIMORE GAS AND ELECTRIC CO SENIOR COR0..	1 1.G FE	6,443,680	..97.4720	6,335,693	6,500,000	6,465,888	2,3465.200	..5.265	JD	15,022	338,000	08/31/2010	06/15/2033
059165-EC-0	BALTIMORE GAS AND ELECTRIC CO SENIOR COR0..	1 1.G FE	18,296,963	107.2990	16,650,612	15,518,000	17,418,2076.350	..5.100	AO	246,348	985,393	09/03/2010	10/01/2036
059165-EJ-5	BALTIMORE GAS AND ELECTRIC CO SENIOR COR0..	1 1.F FE	1,983,980	..77.9220	1,558,438	2,000,000	1,985,677	3473.750	..3.795	FA	28,333	75,000	08/21/2017	08/15/2047
059165-EK-2	BALTIMORE GAS AND ELECTRIC CO SENIOR COR0..	1 1.F FE	999,160	..84.1360	841,362	1,000,000	999,220	164.250	..4.255	MS	12,514	42,500	09/17/2018	09/15/2048
06051G-EU-9	BANK OF AMERICA CORP SENIOR CORP_BND0..	1 1.G FE	497,220	..99.9710	499,854	500,000	499,991	3213.300	..3.366	JJ	7,792	16,500	01/08/2013	01/11/2023
06051G-FU-8	BANK OF AMERICA CORP SUB CORP_BND0..	1 2.A FE	11,007,450	..98.0920	9,809,170	10,000,000	10,765,1354.450	..1.950	MS	145,861	445,000	12/13/2021	03/03/2026
06051G-FX-2	BANK OF AMERICA CORP SENIOR CORP_BND0..	1 1.G FE	1,554,390	..95.5980	1,433,975	1,500,000	1,520,5643.500	..3.060	AO	10,500	52,500	09/20/2016	04/19/2026
06051G-GF-0	BANK OF AMERICA CORP SENIOR CORP_BND0..	2 1.G FE	6,456,800	..93.3510	6,534,584	7,000,000	6,476,804	20,0043.824	..5.540	JJ	119,712	10/07/2022	01/20/2028
06051G-GM-5	BANK OF AMERICA CORP SENIOR CORP_BND0..	1 1.G FE	15,000,000	..85.8190	12,872,835	15,000,000	15,000,0004.244	..4.244	AO	118,478	636,600	04/19/2017	04/24/2038
06051G-HD-4	BANK OF AMERICA CORP SENIOR CORP_BND0..	1 1.F FE	24,997,958	..90.5330	22,633,325	25,000,000	24,999,039	1433.419	..3.420	JD	26,117	854,750	05/23/2018	12/20/2028
06051G-HQ-5	BANK OF AMERICA CORP SENIOR CORP_BND0..	1 1.G FE	2,000,000	..90.7720	1,815,446	2,000,000	2,000,0003.974	..3.974	FA	31,792	79,480	02/04/2019	02/07/2030
06051G-JM-2	BANK OF AMERICA CORP SENIOR CORP_BND0..	1 1.G FE	600,000	..62.2210	373,326	600,000	600,0002.831	..2.831	AO	3,161	16,986	10/16/2020	10/24/2051
06051G-JW-0	BANK OF AMERICA CORP SENIOR CORP_BND0..	1 1.G FE	40,000,000	..73.9550	29,581,920	40,000,000	40,000,0003.311	..3.310	AO	253,843	1,324,400	04/19/2021	04/22/2042
06051G-KK-4	BANK OF AMERICA CORP SENIOR CORP_BND0..	2 1.G FE	36,998,825	..80.7320	30,851,003	38,214,000	37,066,895	70,0702.972	..3.318	FA	463,752	567,860	03/25/2022	02/04/2033
06406H-CO-0	BANK OF NEW YORK MELLON/THE SENIOR CORP0..	2 1.F FE	28,615,297	..97.5840	29,275,200	30,000,000	28,719,3063.950	..3.975	MN	141,542	1,185,000	11/13/2013	11/18/2025
06406R-AB-3	BANK OF NEW YORK MELLON/THE SENIOR CORP0..	2 1.F FE	5,000,000	..94.0300	4,701,490	5,000,000	5,000,0003.442	..3.442	FA	68,840	172,100	01/31/2017	02/07/2028
06406R-AH-0	BANK OF NEW YORK MELLON/THE SENIOR CORP0..	1 1.F FE	2,993,340	..96.0880	2,882,649	3,000,000	2,996,133	6423.850	..3.877	AO	20,213	115,500	04/23/2018	04/28/2028
06406R-AR-8	BANK OF NEW YORK MELLON/THE SENIOR CORP0..	2 1.F FE	48,679	..77.9360	38,968	50,000	48,822	1341.650	..1.967	JJ	351	825	12/02/2021	01/28/2031
06654D-AD-9	BANNERHEALTH SENIOR CORP_BND0..	1 1.D FE	400,000	..79.5240	318,097	400,000	400,0001.897	..1.897	JJ	3,794	7,588	10/20/2020	01/01/2031
06654D-AG-2	BANNERHEALTH SENIOR CORP_BND0..	2 1.D FE	10,786,000	..73.4230	7,919,416	10,786,000	10,786,0002.907	..2.906	JJ	156,775	206,420	10/21/2021	01/01/2042
068636-AC-1	BAPTIST HEALTH SOUTH FLORIDA I SENIOR CO0..	2 1.E FE	24,368,950	..58.6270	14,656,825	25,000,000	24,378,372	7,6193.115	..3.216	MN	99,507	984,253	10/19/2021	11/15/2071
06849R-AC-6	BARRICK NORTH AMERICA FINANCE SENIOR COR0..	1 1.G FE	1,583,811	115.0600	1,496,925	1,301,000	1,534,5387.500	..5.749	MS	28,730	97,575	08/10/2016	09/15/2038

ANNUAL STATEMENT FOR THE YEAR 2022 OF THE AMERICAN EQUITY INVESTMENT LIFE INSURANCE COMPANY

SCHEDULE D - PART 1

Showing All Long-Term BONDS Owned December 31 of Current Year

1	2	Codes			6	7	Fair Value		10	11	Change in Book/Adjusted Carrying Value				Interest					Dates	
		3	4	5			8	9			12	13	14	15	16	17	18	19	20	21	22
CUSIP Identification	Description	C o d e	F o r e i g n	Bond Char	NAIC Designation, NAIC Designation Modifier and SVO Administrative Symbol	Actual Cost	Rate Used to Obtain Fair Value	Fair Value	Par Value	Book/ Adjusted Carrying Value	Unrealized Valuation Increase/ (Decrease)	Current Year's (Amor-tization) Accretion	Current Year's Other-Than-Temporary Impairment Recognized	Total Foreign Exchange Change in Book/ Adjusted Carrying Value	Rate of	Effective Rate of	When Paid	Admitted Amount Due and Accrued	Amount Received During Year	Acquired	Stated Contractual Maturity Date
06849R-AG-7	BARRICK NORTH AMERICA FINANCE SENIOR COR	1			2.A FE	4,477,480	101.5480	4,061,928	4,000,000	4,373,496		(12,240)			5.700	4.923	MN	19,633	228,000	05/09/2012	05/30/2041
06887#-AG-6	BARRY-WEHMILLER COMPANIES INC CORP_BND				2.C PL	8,000,000	73.3180	5,865,440	8,000,000	8,000,000					3.050	3.050	JJ	109,122	244,000	01/20/2021	01/20/2033
06887#-AH-4	BARRY-WEHMILLER COMPANIES INC CORP_BND				2.C PL	10,000,000	71.7010	7,170,100	10,000,000	10,000,000					3.200	3.200	JJ	143,111	320,000	01/20/2021	01/20/2036
070101-E8-5	BASIN ELECTRIC POWER COOPERATI CORP_BND				1.F	5,518,620	88.4470	4,881,054	5,518,620	5,518,620					4.000	4.000	AO	55,186	220,745	10/31/2011	10/01/2031
070101-F#-2	BASIN ELECTRIC POWER COOPERATI 1ST_MTG C				1.F	9,960,154	87.5920	8,724,298	9,960,154	9,960,154					4.100	4.100	JD	18,150	408,366	07/07/2015	06/15/2034
070101-G8-3	BASIN ELECTRIC POWER COOPERATI CORP_BND				1.G FE	4,000,000	80.3700	3,214,800	4,000,000	4,000,000					4.740	4.740	JD	8,427	189,600	07/07/2015	06/15/2044
07177M-AB-9	BAXALTA INC SENIOR CORP_BND	1			2.B FE	5,730,877	97.4760	5,802,764	5,953,000	5,753,032		(184,051)			4.000	4.083	JD	5,292	238,120	06/03/2016	06/23/2025
07177M-AN-3	BAXALTA INC SENIOR CORP_BND	2			2.B FE	67,541	94.6290	47,315	50,000	66,973		(532)			5.250	3.107	JD	58	2,625	12/02/2021	06/23/2045
071813-AX-7	BAXTER INTERNATIONAL INC SENIOR CORP_BND	1			2.B FE	11,350,105	102.5460	9,827,002	9,583,000	10,831,791		(55,266)			6.250	5.000	JD	49,911	598,938	10/15/2010	12/01/2037
071813-BP-3	BAXTER INTERNATIONAL INC SENIOR CORP_BND	1			2.B FE	8,392,050	72.2790	6,505,074	9,000,000	8,469,160		13,527			3.500	3.884	FA	119,000	315,000	09/20/2016	08/15/2046
071813-CB-3	BAXTER INTERNATIONAL INC SENIOR CORP_BND	1			2.B FE	548,303	75.8500	417,175	550,000	548,459		172			1.730	1.766	AO	2,379	9,515	12/02/2021	04/01/2031
07274E-AG-8	BAYER US FINANCE LLC SENIOR CORP_BND 144	1			2.B FE	37,116,973	96.5840	35,886,788	37,156,000	37,147,761		4,425			3.375	3.388	AO	289,120	1,254,015	06/05/2015	10/08/2024
07274N-AN-3	BAYER US FINANCE I I LLC SENIOR CORP_BND	2			2.B FE	1,968,720	87.6180	1,752,360	2,000,000	1,973,466		1,139			4.625	4.747	JD	1,542	92,500	06/18/2018	06/25/2038
07274N-AQ-6	BAYER US FINANCE I I LLC SENIOR CORP_BND	1			2.B FE	7,119,840	86.5640	5,193,864	6,000,000	7,075,529		(25,594)			4.875	3.762	JD	4,875	292,500	03/22/2021	06/25/2048
07274N-AZ-6	BAYER US FINANCE I I LLC SENIOR CORP_BND	1			2.B FE	4,967,750	86.7050	4,385,260	5,000,000	4,974,705		6,955			4.200	4.256	JJ	96,833	210,000	07/12/2018	07/15/2034
07274N-BA-0	BAYER US FINANCE I I LLC SENIOR CORP_BND	1			2.B FE	33,172,818	93.5710	28,896,720	30,882,000	32,735,185		(106,113)			5.500	4.853	JJ	712,431	1,698,510	07/12/2018	07/30/2035
072863-AJ-2	BAYLOR SCOTT & WHITE HOLDINGS UNSEC CORP	2			1.D FE	51,457	65.8790	32,940	50,000	51,419		(35)			2.839	2.690	MN	181	1,420	12/02/2021	11/15/2050
07330M-AA-5	TRUIST BANK SUB CORP_BND	2			1.F FE	39,902,400	94.8470	37,938,880	40,000,000	39,970,820		6,949			3.800	3.821	AO	257,556	1,520,000	09/22/2014	10/30/2026
07330M-AB-3	TRUIST BANK SUB CORP_BND	2			1.F FE	1,299,129	96.2920	1,251,801	1,300,000	1,299,732		92			3.625	3.633	MS	13,745	47,125	09/09/2015	09/16/2025
07330M-AC-1	TRUIST BANK SUB CORP_BND	2			1.F FE	15,000,000	93.5150	14,027,250	15,000,000	15,000,000					2.636	2.636	MS	114,227	395,400	09/09/2019	09/17/2029
073730-AB-9	BEAM SUNTORY INC SENIOR CORP_BND	2			2.B FE	5,775,844	100.0570	5,775,273	5,772,000	5,771,995		137			7.875	7.878	JJ	209,596	454,545	10/03/2011	01/15/2023
075887-AQ-2	BECTON DICKINSON AND COMPANY SENIOR CORP	1			2.B FE	6,726,809	102.9200	6,535,426	6,350,000	6,507,817		157,817			6.700	6.167	FA	177,271	425,450	05/26/2009	08/01/2028
075887-AV-1	BECTON DICKINSON AND COMPANY SENIOR CORP	1			2.B FE	7,260,990	99.6160	6,973,092	7,000,000	7,193,070		(7,319)			6.000	5.733	MN	53,667	420,000	11/18/2010	05/15/2039
075887-AX-7	BECTON DICKINSON AND COMPANY SENIOR CORP	1			2.B FE	9,964,147	87.2760	8,740,661	10,015,000	9,976,509		1,297			5.000	5.033	MN	68,158	500,750	06/23/2011	11/12/2040
075887-BG-3	BECTON DICKINSON AND COMPANY SENIOR CORP	2			2.B FE	1,583,550	90.4340	1,356,507	1,500,000	1,581,907		(1,643)			4.685	4.293	JD	3,123	70,275	03/28/2022	12/15/2044
075887-BX-6	BECTON DICKINSON AND COMPANY SENIOR CORP	1			2.B FE	1,311,173	88.7750	932,139	1,050,000	1,296,775		(6,734)			4.669	3.249	JD	3,404	49,025	12/02/2021	06/06/2047
075887-CE-7	BECTON DICKINSON AND COMPANY SENIOR CORP	1			2.B FE	18,540,474	104.7040	17,642,573	16,850,000	17,712,283		(194,533)			6.700	5.235	JD	94,079	1,128,950	05/01/2018	12/01/2026
075887-CJ-6	BECTON DICKINSON AND COMPANY SENIOR CORP	1			2.B FE	1,090,914	86.1160	861,163	1,000,000	1,069,676		(9,077)			2.823	1.779	MN	3,215	28,230	08/18/2020	05/20/2030
075887-CK-3	BECTON DICKINSON AND COMPANY SENIOR CORP	1			2.B FE	10,351,781	76.7770	7,465,786	9,724,000	10,328,240		(13,496)			3.794	3.438	MN	42,017	368,929	03/11/2021	05/20/2050
08143#-AA-1	AMCOR FLEXIBLES NORTH AMERICA SENIOR COR	1			2.B FE	11,991,234	92.7930	11,135,148	12,000,000	11,994,845		1,293			3.100	3.112	MS	109,533	372,000	06/01/2020	09/15/2026
084423-AW-2	WR BERKLEY CORPORATION SENIOR CORP_BND	2			2.A FE	49,471	61.5230	30,762	50,000	49,480		8			3.150	3.197	MS	398	1,641	12/02/2021	09/30/2061
084664-BU-4	BERKSHIRE HATHAWAY FINANCE COR SENIOR CO	1			1.C FE	29,034,693	91.8830	26,232,568	28,550,000	29,015,036		(17,443)			4.400	4.268	MN	160,514	1,256,200	07/29/2019	05/15/2042
084664-CQ-2	BERKSHIRE HATHAWAY FINANCE COR SENIOR CO	1			1.C FE	23,552,800	88.5310	17,706,220	20,000,000	23,434,449		(85,343)			4.200	3.199	FA	317,333	840,000	01/24/2022	08/15/2048
084664-CR-0	BERKSHIRE HATHAWAY FINANCE COR SENIOR CO	1			1.C FE	35,517,130	89.6600	26,001,313	29,000,000	35,298,947		(161,602)			4.250	3.023	JJ	568,319	1,232,500	10/13/2021	01/15/2049
084664-CW-9	BERKSHIRE HATHAWAY FINANCE COR SENIOR CO	1			1.C FE	997,960	79.8840	798,843	1,000,000	998,386		194			1.450	1.472	AO	3,061	14,500	10/05/2020	10/15/2030
09031W-AA-1	BIMBO BAKERIES USA INC SENIOR CORP_BND 1	2			2.B FE	13,983,250	75.7350	11,360,250	15,000,000	13,998,323		14,783			4.000	4.415	MN	73,333	600,000	03/11/2022	05/17/2051
090572-AQ-1	BIO-RAD LABORATORIES INC SENIOR CORP_BND	2			2.B FE	63,315,495	86.0720	54,643,000	63,485,000	63,328,046		12,551			3.700	3.732	MS	691,634	1,259,296	02/23/2022	03/15/2032
09062X-AF-0	BIOGEN INC SENIOR CORP_BND	1			2.A FE	7,609,070	97.3820	6,816,705	7,000,000	7,437,261		(171,809)			4.050	1.450	MS	83,475	283,500	01/03/2022	09/15/2025
09143#-AA-3	BISHOP HILL ENERGY LLC SECURED CORP_BND	3			3.C PL	3,918,507	92.5930	3,236,427	3,918,507	3,918,507		3,294			3.280	3.294	MJSD	357	130,312	11/01/2021	06/30/2037
091802-AB-4	B & D HOLDINGS LLC SENIOR CORP_BND 144A	1			1.G FE	4,871,247	107.9120	5,017,889	4,650,000	4,745,645		(14,010)			7.050	6.598	JJ	163,913	327,825	02/18/2010	07/01/2028
092113-AH-2	BLACK HILLS CORPORATION SENIOR CORP_BND	1			2.A FE	5,948,246	98.9690	5,888,656	5,950,000	5,949,265		99			4.250	4.252	MN	21,775	252,875	01/30/2014	11/30/2023
092113-AQ-2	BLACK HILLS CORPORATION SENIOR CORP_BND	1			2.A FE	8,947,320	88.1970	7,937,694	9,000,000	8,959,197		3,056			4.350	4.405	MN	65,250	391,500	09/21/2018	05/01/2033
092113-AS-8	BLACK HILLS CORPORATION SENIOR CORP_BND	1			2.A FE	57,031	70.5280	35,264	50,000	56,854		(165)			3.875	3.108	AO	409	1,938	12/02/2021	10/15/2049
09247X-AR-2	BLACKROCK INC SENIOR CORP_BND	2			1.D FE	49,493	80.7360	40,368	50,000	49,548		51			1.900	2.022	JJ	404	950	12/02/2021	01/28/2031
09256B-AL-1	BLACKSTONE HOLDINGS FINANCE CO SENIOR CO	1			1.E FE	44,430,300	81.5870	36,713,925	45,000,000	44,595,613		51,741			2.500	2.641	JJ	534,375	1,125,000	09/03/2019	01/10/2030

ANNUAL STATEMENT FOR THE YEAR 2022 OF THE AMERICAN EQUITY INVESTMENT LIFE INSURANCE COMPANY

SCHEDULE D - PART 1

Showing All Long-Term BONDS Owned December 31 of Current Year

1	2	Codes			6	7	Fair Value		10	11	Change in Book/Adjusted Carrying Value				Interest					Dates	
		3	4	5			8	9			12	13	14	15	16	17	18	19	20	21	22
CUSIP Identification	Description	C o d e	F o r e i g n	Bond Char	NAIC Designation, NAIC Designation Modifier and SVO Administrative Symbol	Actual Cost	Rate Used to Obtain Fair Value	Fair Value	Par Value	Book/ Adjusted Carrying Value	Unrealized Valuation Increase/ (Decrease)	Current Year's (Amor-tization) Accretion	Current Year's Other-Than-Temporary Impairment Recognized	Total Foreign Exchange Change in Book/ Adjusted Carrying Value	Rate of	Effective Rate of	When Paid	Admitted Amount Due and Accrued	Amount Received During Year	Acquired	Stated Contractual Maturity Date
09259E-AA-6	BLACKROCK TOP CAPITAL CORP SENIOR CORP_B	..0. 2.C FE	9,430,470	..94.9080	8,541,720	9,000,000	9,271,514(158,956)	3.900	2.025	FA	124,800	351,000	01/03/2022	08/23/2024
09261B-AA-8	BLACKSTONE HOLDINGS FINANCE CO SENIOR CO	..0.	1 1.E FE	998,170	..73.0460	730,457	1,000,000	998,538164	1.600	1.619	MS	4,044	16,000	09/22/2020	03/30/2031
09261B-AB-6	BLACKSTONE HOLDINGS FINANCE CO SENIOR CO	..0.	1 1.E FE	2,770,374	..58.8010	1,668,781	2,838,000	2,772,2311,541	2.800	2.922	MS	20,087	79,464	11/04/2021	09/30/2050
09261B-AF-7	BLACKSTONE HOLDINGS FINANCE CO SENIOR CO	..	2 1.E FE	5,590,285	..58.7780	3,420,880	5,820,000	5,586,1374,903	2.850	3.053	FA	67,270	165,870	10/25/2021	08/05/2051
09261B-AG-5	BLACKSTONE HOLDINGS FINANCE CO SENIOR CO	..	2 1.E FE	15,112,428	..77.7880	11,784,821	15,150,000	15,115,3272,899	2.550	2.578	MS	97,654	279,013	01/03/2022	03/30/2032
09261B-AH-3	BLACKSTONE HOLDINGS FINANCE CO SENIOR CO	..	2 1.E FE	42,475,560	..64.8920	27,874,316	42,955,000	42,486,01110,451	3.200	3.258	JJ	576,552	763,644	01/27/2022	01/30/2052
09261B-AJ-9	BLACKSTONE HOLDINGS FINANCE CO SENIOR CO	..0.	2 1.E FE	19,959,000	..100.8110	20,162,180	20,000,000	19,960,1541,154	5.900	5.948	MN	190,111	..	10/31/2022	11/03/2027
09261H-AB-3	BLACKSTONE PRIVATE CREDIT FUND SENIOR CO	..0. 2.C FE	4,941,660	..92.1310	4,606,565	5,000,000	4,952,08010,420	1.750	2.327	MS	25,764	43,750	08/08/2022	09/15/2024
09261H-AH-0	BLACKSTONE PRIVATE CREDIT FUND SENIOR CO	..0. 2.C FE	3,297,253	..91.5090	3,019,810	3,300,000	3,297,749495	2.350	2.387	MN	8,401	38,775	08/08/2022	11/22/2024
09261H-AK-3	BLACKSTONE PRIVATE CREDIT FUND SENIOR CO	..	2 2.C FE	68,421,982	..84.1570	57,731,771	68,600,000	68,434,82112,839	3.250	3.312	MS	656,464	1,114,750	08/08/2022	03/15/2027
09261H-AR-8	BLACKSTONE PRIVATE CREDIT FUND SENIOR CO	..0.	2 2.C FE	5,974,141	..82.7370	4,964,196	6,000,000	5,975,6291,488	4.000	4.077	JJ	110,667	..	08/08/2022	01/15/2029
09261L-AC-2	BLACKSTONE SECURED LENDING FUN SENIOR CO	..0.	2 2.C FE	5,223,100	..91.8860	4,594,280	5,000,000	5,166,465(53,607)	3.625	2.451	JJ	83,576	181,250	12/08/2021	01/15/2026
095790-AA-8	BLUE OCEAN INCOME FUND LP CORP_BND 2.A PL	15,190,942	..89.3360	13,496,943	15,108,062	15,181,06473,002	6.000	5.915	JJ	422,198	312,103	12/16/2022	09/22/2030
09581J-AC-0	BLUE OIL FINANCE LLC SENIOR CORP_BND 144	..0.	2 2.B FE	12,096,120	..59.4920	7,139,064	12,000,000	12,094,115(1,689)	4.125	4.078	AO	115,500	495,000	10/13/2021	10/07/2051
097023-AC-0	BOEING CO SENIOR CORP_BND	..	1 2.C FE	7,368,780	..103.0570	6,183,414	6,000,000	6,975,905(42,096)	6.625	5.072	FA	150,167	397,500	10/27/2010	02/15/2038
097023-AU-9	BOEING CO SENIOR CORP_BND	..	1 2.C FE	1,145,660	..101.0200	1,010,201	1,000,000	1,085,528(6,342)	6.125	5.036	FA	23,139	61,250	08/05/2010	02/15/2033
097023-AX-3	BOEING CO SENIOR CORP_BND	..0.	1 2.C FE	244,783	..105.8480	264,619	250,000	245,979130	6.875	7.043	MS	5,061	17,188	03/10/2009	03/15/2039
097023-BK-0	BOEING CO SENIOR CORP_BND	..	1 2.C FE	9,705,200	..74.6020	7,460,170	10,000,000	9,797,37613,152	3.300	3.506	MS	110,000	330,000	02/18/2015	03/01/2035
097023-BS-3	BOEING CO SENIOR CORP_BND	..	1 2.C FE	13,487,500	..65.0670	9,760,110	15,000,000	13,671,20433,872	3.375	3.958	JD	22,500	506,250	02/02/2017	06/15/2046
097023-BV-6	BOEING CO SENIOR CORP_BND	..	1 2.C FE	4,769,600	..67.4260	3,371,295	5,000,000	4,796,4144,990	3.650	3.912	MS	60,833	182,500	02/14/2017	03/01/2047
097023-BY-0	BOEING CO SENIOR CORP_BND	..0.	1 2.C FE	6,719,693	..73.4100	5,175,419	7,050,000	6,778,25212,937	3.550	3.889	MS	83,425	250,275	12/02/2021	03/01/2038
097023-CB-9	BOEING CO SENIOR CORP_BND	..0.	1 2.C FE	1,050,318	..69.7340	697,335	1,000,000	1,048,080(1,154)	3.850	3.560	MN	6,417	38,500	12/29/2020	11/01/2048
097023-CT-0	BOEING CO SENIOR CORP_BND	..0.	2 2.C FE	5,470,750	..99.1120	4,955,615	5,000,000	5,324,194(139,634)	4.875	1.917	MN	40,625	243,750	12/09/2021	05/01/2025
099724-AC-0	BORGWARNER INC SENIOR CORP_BND	..0.	1 2.A FE	4,409,292	..107.7470	4,142,864	3,845,000	4,102,330(34,116)	7.125	5.810	FA	103,495	273,956	11/01/2010	02/15/2029
099724-AH-9	BORGWARNER INC SENIOR CORP_BND	..0.	1 2.A FE	5,043,797	..78.0630	3,942,192	5,050,000	5,045,84860	4.375	4.380	MS	65,054	220,938	12/02/2021	03/15/2045
099724-AJ-5	BORGWARNER INC SENIOR CORP_BND	..	2 2.A FE	8,977,530	..96.5650	8,690,832	9,000,000	8,994,3502,428	3.375	3.405	MS	89,438	303,750	06/02/2015	03/15/2025
10112R-BC-7	BOSTON PROPERTIES LP SENIOR CORP_BND	..0.	1 2.A FE	15,003,540	..81.8470	12,277,020	15,000,000	15,002,416(482)	2.900	2.897	MS	128,083	435,000	08/19/2019	03/15/2030
10112R-BF-0	BOSTON PROPERTIES LP SENIOR CORP_BND	..0.	2 2.A FE	48,307	..72.2780	36,139	50,000	48,439124	2.450	2.788	AO	306	1,232	12/02/2021	10/01/2033
10112R-BG-8	BOSTON PROPERTIES LP SENIOR CORP_BND	..0.	2 2.A FE	9,044,661	..103.2430	9,343,482	9,050,000	9,044,805144	6.750	6.763	JD	74,663	..	11/07/2022	12/01/2027
101137-AT-4	BOSTON SCIENTIFIC CORPORATION SENIOR COR	..	2 2.A FE	30,135	..90.6790	22,670	25,000	29,878(241)	4.550	2.982	MS	379	1,138	12/02/2021	03/01/2039
10240*-AA-7	BOWIE ACQUISITIONS LLC CORP_BND 2.C PL	25,858,356	..88.6570	22,925,243	25,858,356	25,858,356	3.920	3.920	JD	2,816	1,013,648	12/16/2019	09/30/2038
10334*-AG-7	BOYD WATTERSON GSA REIT CORP_BND 2.C PL	8,000,000	..94.7300	7,578,400	8,000,000	8,000,000	4.640	4.640	MS	112,391	371,200	03/13/2019	03/12/2027
103730-AU-2	BP CAPITAL MARKETS AMERICA INC SENIOR CO	..	1 1.F FE	5,000,000	..93.3150	4,665,725	5,000,000	5,000,000	3.017	3.017	JJ	69,140	150,850	12/14/2018	01/16/2027
103730-BM-1	BP CAPITAL MARKETS AMERICA INC SENIOR CO	..0.	1 1.F FE	499,416	..80.1090	400,544	500,000	499,54256	1.749	1.762	FA	3,425	8,745	09/11/2020	08/10/2030
103730-BT-6	BP CAPITAL MARKETS AMERICA INC SENIOR CO	..	2 1.F FE	16,220,000	..83.6220	13,563,472	16,220,000	16,220,000	2.721	2.720	JJ	207,188	220,673	01/10/2022	01/12/2032
10510K-AC-1	BRAMBLES USA INC SENIOR CORP_BND 144A	..0.	1 2.A FE	21,179,457	..96.2280	21,170,094	22,000,000	21,246,390(730,616)	4.125	4.155	AO	171,417	907,500	10/19/2015	10/23/2025
10623*-AA-4	BRAZOS SANDY CREEK ELECTRIC CO CORP_BND 6. FE	5,855,208	..64.4000	6,855,917	10,645,833	5,855,208149,1753,217,279	6.540	14.492	JD	04/01/2021	06/30/2024
10921U-2H-0	BRIGHTHOUSE FINANCIAL GLOBAL F SECURED C	..0. 1.G FE	2,628,631	..91.7230	2,414,157	2,632,000	2,629,6971,066	1.750	1.794	JJ	21,495	23,030	01/06/2022	01/13/2025
10922N-AC-7	BRIGHTHOUSE FINANCIAL INC SENIOR CORP_BN	..	1 2.B FE	11,192,375	..93.0160	10,418,677	11,201,000	11,196,622884	3.700	3.700	JD	10,361	414,437	05/01/2018	06/22/2027
10922N-AF-0	BRIGHTHOUSE FINANCIAL INC SENIOR CORP_BN	..0. 2.B FE	11,305,500	..74.1820	7,418,180	10,000,000	11,268,941(31,618)	4.700	3.882	JD	11,750	470,000	10/26/2021	06/22/2047
110122-AP-3	BRISTOL-MYERS SQUIBB CO SENIOR CORP_BND	..0.	1 1.F FE	10,308,939	..101.9180	9,325,451	9,150,000	9,944,090(38,893)	5.875	5.000	MN	68,689	537,563	10/15/2010	11/15/2036
110122-AU-2	BRISTOL-MYERS SQUIBB CO SENIOR CORP_BND	..0.	1 1.F FE	13,012,047	..86.7930	11,806,862	15,375,000	13,461,19462,011	3.250	4.187	FA	208,203	499,688	12/02/2021	08/01/2042
110122-AX-6	BRISTOL-MYERS SQUIBB CO SENIOR CORP_BND	..0.	1 1.F FE	13,574,089	..92.4960	12,116,911	13,100,000	13,490,875(11,582)	4.500	4.281	MS	196,500	589,500	08/06/2014	03/01/2044
110122-CO-9	BRISTOL-MYERS SQUIBB CO SENIOR CORP_BND	..0.	1 1.F FE	3,249,504	..89.5740	2,687,223	3,000,000	3,224,774(10,358)	4.125	3.508	JD	5,500	123,750	07/17/2020	06/15/2039
110122-CR-7	BRISTOL-MYERS SQUIBB CO SENIOR CORP_BND	..	2 1.F FE	15,471,873	..86.2500	11,071,063	12,836,000	15,411,711(60,162)	4.250	3.126	AO	98,498	545,530	01/07/2022	10/26/2049

ANNUAL STATEMENT FOR THE YEAR 2022 OF THE AMERICAN EQUITY INVESTMENT LIFE INSURANCE COMPANY

SCHEDULE D - PART 1

Showing All Long-Term BONDS Owned December 31 of Current Year

1	2	Codes			6	7	Fair Value		10	11	Change in Book/Adjusted Carrying Value				Interest					Dates	
		3	4	5			8	9			12	13	14	15	16	17	18	19	20	21	22
CUSIP Identification	Description	C o d e	F o r e i g n	Bond Char	NAIC Designation, NAIC Designation Modifier and SVO Administrative Symbol	Actual Cost	Rate Used to Obtain Fair Value	Fair Value	Par Value	Book/ Adjusted Carrying Value	Unrealized Valuation Increase/ (Decrease)	Current Year's (Amortization) Accretion	Current Year's Other-Than-Temporary Impairment Recognized	Total Foreign Exchange Change in Book/ Adjusted Carrying Value	Rate of	Effective Rate of	When Paid	Admitted Amount Due and Accrued	Amount Received During Year	Acquired	Stated Contractual Maturity Date
110122-DS-4	BRISTOL-MYERS SQUIBB CO SENIOR CORP_BND	...	2	...	1.F FE	17,660,600	63.4720	12,694,340	20,000,000	17,707,435	...	46,835	2.550	3.173	MN	68,000	510,000	01/31/2022	11/13/2050
110122-DV-7	BRISTOL-MYERS SQUIBB CO SENIOR CORP_BND	...	2	...	1.F FE	11,231,457	81.8470	9,224,191	11,270,000	11,232,703	...	1,246	3.550	3.574	MS	117,803	214,490	02/15/2022	03/15/2042
110122-DW-5	BRISTOL-MYERS SQUIBB CO SENIOR CORP_BND	...	2	...	1.F FE	6,093,500	78.6090	4,810,877	6,120,000	6,093,986	...	485	3.700	3.724	MS	66,674	121,397	02/15/2022	03/15/2052
110122-DX-3	BRISTOL-MYERS SQUIBB CO SENIOR CORP_BND	...	2	...	1.F FE	10,220,293	78.2120	8,032,331	10,270,000	10,220,877	...	584	3.900	3.924	MS	117,934	214,729	02/15/2022	03/15/2062
11120V-AC-7	BRIXMOR OPERATING PARTNERSHIP SENIOR COR	...	1	...	2.C FE	10,297,990	94.0660	9,406,610	10,000,000	10,112,601	...	(32,376)	4.125	3.747	JD	18,333	412,500	09/21/2016	06/15/2026
11120V-AH-6	BRIXMOR OPERATING PARTNERSHIP SENIOR COR	...	1	...	2.C FE	3,992,160	89.1360	3,565,432	4,000,000	3,994,663	...	718	4.125	4.149	MN	21,083	165,000	05/07/2019	05/15/2029
11120V-AL-7	BRIXMOR OPERATING PARTNERSHIP SENIOR COR	...	2	...	2.C FE	48,942	76.5350	38,268	50,000	49,046	...	97	2.500	2.750	FA	469	1,250	12/02/2021	08/16/2031
11133T-AC-7	BROADRIDGE FINANCIAL SOLUTIONS SENIOR CO	...	1	...	2.A FE	647,329	93.8420	609,971	650,000	648,963	...	275	3.400	3.449	JD	246	22,100	06/21/2016	06/27/2026
11133T-AE-3	BROADRIDGE FINANCIAL SOLUTIONS SENIOR CO	...	2	...	2.A FE	50,370	81.6090	40,804	50,000	50,331	...	(37)	2.600	2.508	MN	217	1,300	12/02/2021	05/01/2031
11134L-AH-2	BROADCOM CORPORATION SENIOR CORP_BND	...	1	...	2.C FE	8,359,210	94.6330	8,516,961	9,000,000	8,389,100	...	29,890	3.875	5.783	JJ	160,813	...	10/07/2022	01/15/2027
11134L-AR-0	BROADCOM CORPORATION SENIOR CORP_BND	...	1	...	2.C FE	4,997,879	91.3110	4,565,535	5,000,000	4,999,222	...	139	3.500	3.503	JJ	80,694	175,000	02/21/2018	01/15/2028
11135E-AA-2	BROADSTONE NET LEASE LLC SENIOR CORP_BND	...	2	...	2.B FE	49,015	75.6830	37,842	50,000	49,111	...	90	2.600	2.832	MS	383	1,300	12/02/2021	09/15/2031
11135F-BG-5	BROADCOM INC SENIOR CORP_BND 144A	...	1	...	2.C FE	19,669,644	70.3420	14,103,591	20,050,000	19,683,282	...	7,123	3.750	3.857	FA	284,042	751,875	12/02/2021	02/15/2051
11135F-BJ-9	BROADCOM INC SENIOR CORP_BND 144A	...	1	...	2.C FE	17,108,040	72.2530	13,005,594	18,000,000	17,163,672	...	31,382	3.500	3.859	FA	238,000	630,000	03/29/2021	02/15/2041
11135F-BQ-3	BROADCOM INC SENIOR CORP_BND 144A	...	1	...	2.C FE	797,755	0.0000	...	800,000	798,281	...	(16,749)	3.187	3.206	MN	3,258	25,496	09/24/2021	11/15/2036
11271R-AA-7	BROOKFIELD FINANCE LLC SENIOR CORP_BND	...	1	...	1.G FE	9,867,891	98.3760	9,837,640	10,000,000	9,899,196	...	(91,870)	4.000	4.042	AO	100,000	400,000	03/07/2017	04/01/2024
11271R-AB-5	BROOKFIELD FINANCE LLC SENIOR CORP_BND	...	1	...	1.G FE	9,640,950	64.3970	6,439,680	10,000,000	9,653,494	...	7,269	3.450	3.651	AO	72,833	345,000	04/12/2021	04/15/2050
114259-AP-9	BROOKLYN UNION GAS CO SENIOR CORP_BND 14	...	1	...	2.A FE	10,000,000	79.7150	7,971,520	10,000,000	10,000,000	4.504	4.504	MS	138,873	450,400	03/07/2016	03/10/2046
114259-AQ-7	BROOKLYN UNION GAS CO SENIOR CORP_BND 14	...	1	...	2.A FE	1,000,000	74.4770	744,768	1,000,000	1,000,000	4.273	4.273	MS	12,582	42,730	03/09/2018	03/15/2048
115236-AA-9	BROWN & BROWN INC SENIOR CORP_BND	...	1	...	2.C FE	4,286,455	98.2120	4,223,125	4,300,000	4,297,267	...	1,515	4.200	4.239	MS	53,177	180,600	09/15/2014	09/15/2024
115236-AC-5	BROWN & BROWN INC SENIOR CORP_BND	...	2	...	2.C FE	49,049	76.4920	38,246	50,000	49,148	...	93	2.375	2.607	MS	350	1,188	12/02/2021	03/15/2031
115637-AM-2	BROWN-FORMAN CORPORATION SENIOR CORP_BND	...	1	...	1.G FE	2,929,565	99.9180	3,277,310	3,280,000	3,278,308	...	43,052	2.250	3.600	JJ	34,030	73,800	08/19/2013	01/15/2023
115637-AT-7	BROWN-FORMAN CORPORATION SENIOR CORP_BND	...	1	...	1.G FE	12,950,005	88.3300	11,571,282	13,100,000	12,975,761	...	5,755	4.000	4.084	AO	110,622	524,000	03/22/2018	04/15/2038
11575T-AC-2	BROWN UNIVERSITY SENIOR CORP_BND	...	2	...	1.B FE	56,834	71.8270	35,913	50,000	56,647	...	(175)	2.924	2.266	MS	487	1,462	12/02/2021	09/01/2050
117043-AT-6	BRUNSWICK CORPORATION SENIOR CORP_BND	...	2	...	2.B FE	19,181,333	73.3580	14,708,259	20,050,000	19,273,892	...	78,248	2.400	2.910	FA	177,777	481,190	12/02/2021	08/18/2031
117043-AU-3	BRUNSWICK CORPORATION SENIOR CORP_BND	...	1	...	2.B FE	34,166,359	84.1200	28,783,204	34,217,000	34,168,751	...	2,392	4.400	4.418	MS	443,300	694,225	03/22/2022	09/15/2032
117043-AV-1	BRUNSWICK CORPORATION SENIOR CORP_BND	...	2	...	2.B FE	8,831,586	72.8670	6,922,346	9,500,000	8,838,306	...	6,719	5.100	5.586	AO	121,125	244,942	04/06/2022	04/01/2052
120568-BC-3	BUNGE LIMITED FINANCE CORPORAT SENIOR CO	...	2	...	2.B FE	50,382	82.6060	41,303	50,000	50,342	...	(37)	2.750	2.656	MN	180	1,375	12/02/2021	05/14/2031
12189L-AC-5	BURLINGTON NORTHERN SANTA FE L SENIOR CO	...	1	...	1.D FE	6,974,170	97.8160	6,847,106	7,000,000	6,980,204	...	652	5.050	5.074	MS	117,833	353,500	09/07/2010	03/01/2041
12189L-AG-6	BURLINGTON NORTHERN SANTA FE L SENIOR CO	...	1	...	1.D FE	1,880,868	95.9630	1,577,635	1,644,000	1,874,420	...	(6,448)	4.950	3.870	MS	23,961	40,689	03/29/2022	09/15/2041
12189L-AJ-0	BURLINGTON NORTHERN SANTA FE L SENIOR CO	...	1	...	1.D FE	13,662,060	90.3200	11,562,805	12,802,000	13,462,473	...	(12,229)	4.400	4.005	MS	165,857	563,288	12/02/2021	03/15/2042
12189L-AK-7	BURLINGTON NORTHERN SANTA FE L SENIOR CO	...	1	...	1.D FE	2,982,600	89.8410	2,695,230	3,000,000	2,985,898	...	443	4.375	4.411	MS	43,750	131,250	07/24/2014	09/01/2042
12189L-BB-6	BURLINGTON NORTHERN SANTA FE L SENIOR CO	...	1	...	1.D FE	4,942,850	85.1210	4,256,050	5,000,000	4,949,819	...	1,160	4.125	4.191	JD	9,167	206,250	03/06/2017	06/15/2047
12189L-BC-4	BURLINGTON NORTHERN SANTA FE L SENIOR CO	...	1	...	1.D FE	4,987,250	84.2900	4,214,495	5,000,000	4,988,170	...	261	4.050	4.065	JD	9,000	202,500	02/26/2018	06/15/2048
12189L-BG-5	BURLINGTON NORTHERN SANTA FE L SENIOR CO	...	1	...	1.D FE	5,157,450	73.7780	3,688,875	5,000,000	5,151,823	...	(3,310)	3.300	3.137	MS	48,583	165,000	04/14/2021	09/15/2051
12189L-BH-3	BURLINGTON NORTHERN SANTA FE L SENIOR CO	...	2	...	1.G FE	21,960,220	67.3680	14,878,245	22,085,000	21,963,065	...	2,719	2.875	2.920	JD	28,220	647,290	11/29/2021	06/15/2052
12189T-AZ-7	BURLINGTON NORTHERN SANTA FE L SENIOR CO	...	1	...	1.D FE	8,958,597	108.8390	9,686,680	8,900,000	8,958,285	...	(937,758)	6.150	5.090	MN	91,225	547,350	09/08/2010	05/01/2037
12325J-AJ-0	FRANKLIN BSP LENDING CORP SENIOR CORP_BN	...	2	...	2.C FE	6,270,257	87.6270	5,520,495	6,300,000	6,276,198	...	5,947	3.250	3.369	MS	51,756	204,750	02/04/2022	03/30/2026
124857-AF-0	PARAMOUNT GLOBAL SENIOR CORP_BND	...	1	...	2.B FE	2,061,677	89.6730	1,748,631	2,036,000	2,036,305	...	(2,932)	5.900	5.500	AO	115,050	...	08/19/2011	10/15/2040
124857-AK-9	PARAMOUNT GLOBAL SENIOR CORP_BND	...	2	...	2.B FE	12,289,700	74.0350	7,403,500	10,000,000	12,206,307	...	(70,087)	4.900	3.424	FA	185,111	490,000	10/18/2021	08/15/2044
12503M-AA-6	CBCE GLOBAL MARKETS INC SENIOR CORP_BND	...	1	...	1.G FE	19,001,564	95.6850	19,137,040	20,000,000	19,055,262	...	(912,174)	3.650	3.686	JJ	342,694	730,000	02/09/2018	01/12/2027
12503M-AC-2	CBCE GLOBAL MARKETS INC SENIOR CORP_BND	...	2	...	1.G FE	47,801	78.1270	39,064	50,000	48,040	...	223	1.625	2.164	JD	36	813	12/02/2021	12/15/2030
12505B-AD-2	CBRE SERVICES INC SENIOR CORP_BND	...	2	...	2.A FE	7,847,700	98.7430	6,912,031	7,000,000	7,638,258	...	(209,442)	4.875	1.660	MS	113,750	341,250	01/03/2022	03/01/2026
12505B-AE-0	CBRE SERVICES INC SENIOR CORP_BND	...	2	...	2.A FE	50,077	79.0620	39,531	50,000	50,069	...	(7)	2.500	2.481	AO	313	1,250	12/02/2021	04/01/2031
12527G-AF-0	CF INDUSTRIES INC SENIOR CORP_BND	...	1	...	2.B FE	5,968,800	94.2500	5,655,000	6,000,000	5,978,780	...	1,367	5.150	5.192	MS	90,983	321,000	03/06/2014	03/15/2034

ANNUAL STATEMENT FOR THE YEAR 2022 OF THE AMERICAN EQUITY INVESTMENT LIFE INSURANCE COMPANY

SCHEDULE D - PART 1

Showing All Long-Term BONDS Owned December 31 of Current Year

1	2	Codes			6	7	Fair Value		10	11	Change in Book/Adjusted Carrying Value				Interest					Dates	
		3	4	5			8	9			12	13	14	15	16	17	18	19	20	21	22
CUSIP Identification	Description	C o d e	F o r e i g n	Bond Char	NAIC Designation, NAIC Designation Modifier and SVO Administrative Symbol	Actual Cost	Rate Used to Obtain Fair Value	Fair Value	Par Value	Book/ Adjusted Carrying Value	Unrealized Valuation Increase/ (Decrease)	Current Year's (Amor-tization) Accretion	Current Year's Other-Than-Temporary Impairment Recognized	Total Foreign Exchange Change in Book/ Adjusted Carrying Value	Rate of	Effective Rate of	When Paid	Admitted Amount Due and Accrued	Amount Received During Year	Acquired	Stated Contractual Maturity Date
12542R-L@-5	CHS INC CORP_BND0.. 2.C	1,000,000	83.8270	838,266	1,000,000	1,000,000	3.580	3.580	MM	5,867	35,800	11/02/2020	11/02/2032
12542R-L@-7	CHS INC CORP_BND0.. 2.C	1,000,000	86.0340	860,343	1,000,000	1,000,000	3.480	3.480	MM	5,703	34,800	11/02/2020	11/02/2030
12542R-MM*-8	CHS INC CORP_BND0.. 2.C	1,000,000	81.2310	812,306	1,000,000	1,000,000	3.730	3.730	MM	6,113	37,300	11/02/2020	11/02/2035
125523-AG-5	CIGNA CORP SENIOR CORP_BND0..	2 2.A FE	7,647,290	97.8030	6,846,224	7,000,000	7,473,554	(169,982)	4.125	1.562	MM	36,896	288,750	12/21/2021	11/15/2025
125523-AH-3	CIGNA CORP SENIOR CORP_BND0..	1 2.A FE	2,996,431	96.7530	2,902,578	3,000,000	2,997,671	346	4.375	4.390	AO	27,708	131,250	08/28/2019	10/15/2028
125523-AJ-9	CIGNA CORP SENIOR CORP_BND0..	1 2.A FE	5,990,383	93.3390	5,600,310	6,000,000	5,991,616	353	4.800	4.813	FA	108,800	288,000	08/28/2019	08/15/2038
125523-AK-6	CIGNA CORP SENIOR CORP_BND0..	1 2.A FE	997,989	91.0760	910,755	1,000,000	998,169	34	4.900	4.913	JD	2,178	49,000	08/28/2019	12/15/2048
125523-AX-8	CIGNA CORP SENIOR CORP_BND0.. 2.A FE	623,941	109.7380	691,348	630,000	625,836	767	7.875	8.057	MM	6,339	49,613	07/14/2020	05/15/2027
125523-BD-1	CIGNA CORP SENIOR CORP_BND0..	1 2.A FE	14,070,708	104.9470	13,831,962	13,180,000	13,981,532	(38,098)	6.150	5.514	MM	103,573	810,570	07/14/2020	11/15/2036
125523-BZ-2	CIGNA CORP SENIOR CORP_BND0..	1 2.A FE	7,626,082	98.6680	7,893,432	8,000,000	7,652,045	(328,451)	4.500	4.565	FA	126,000	360,000	07/14/2020	02/25/2026
12572Q-AF-2	CME GROUP INC SENIOR CORP_BND0..	2 1.D FE	16,657,250	104.5430	13,067,925	12,500,000	16,527,053	(130,197)	5.300	3.135	MS	195,069	662,500	01/26/2022	09/15/2043
12572Q-AH-8	CME GROUP INC SENIOR CORP_BND0..	2 1.D FE	66,021	88.0800	44,040	50,000	65,545	(446)	4.150	2.473	JD	92	2,075	12/02/2021	06/15/2048
12572Q-AK-1	CME GROUP INC SENIOR CORP_BND0..	2 1.D FE	7,710,016	84.2090	6,513,543	7,735,000	7,711,833	1,817	2.650	2.687	MS	60,354	106,474	03/01/2022	03/15/2032
125896-BL-3	CMS ENERGY CORPORATION SENIOR CORP_BND0..	1 2.B FE	9,434,400	86.0780	6,886,272	8,000,000	9,360,427	(47,146)	4.700	3.500	MS	95,044	376,000	05/26/2021	03/31/2043
12610#-AA-1	CBRE US CORE PARTNERS REIT OPE CORP_BND0.. 2.B	5,000,000	87.8660	4,393,295	5,000,000	5,000,000	3.380	3.380	AO	28,636	169,000	10/30/2019	10/30/2029
12610#-AB-9	CBRE US CORE PARTNERS REIT OPE CORP_BND0.. 2.B	5,000,000	85.6000	4,280,012	5,000,000	5,000,000	3.480	3.480	AO	29,483	174,000	10/30/2019	10/30/2031
126117-AS-9	CNA FINANCIAL CORP SENIOR CORP_BND0.. 2.B FE	5,999,280	98.2280	5,893,686	6,000,000	5,999,841	3.950	3.952	MM	30,283	237,000	02/24/2014	05/15/2024
126117-AT-7	CNA FINANCIAL CORP SENIOR CORP_BND0..	1 2.B FE	19,998,218	98.4670	20,678,007	21,000,000	20,065,641	(925,898)	4.500	4.511	MS	315,000	945,000	11/06/2018	03/01/2026
126117-AW-0	CNA FINANCIAL CORP SENIOR CORP_BND0..	1 2.B FE	997,480	78.8570	788,568	1,000,000	998,034	236	2.050	2.078	FA	7,744	20,500	08/11/2020	08/15/2030
12626P-AF-0	CRH AMERICA INC SENIOR CORP_BND0..	1 2.A FE	9,612,266	103.3200	9,774,081	9,460,000	9,557,432	(6,199)	6.400	6.267	AO	127,815	605,440	06/23/2010	10/15/2033
12626P-AM-5	CRH AMERICA INC SENIOR CORP_BND 144A0..	1 2.A FE	14,472,473	96.7470	14,512,050	15,000,000	14,521,473	(471,482)	3.875	3.890	MM	69,427	581,250	05/12/2015	05/18/2025
12634M-AB-6	CNOOC FINANCE 2015 USA LLC SENIOR CORP_B0..	1 1.E FE	4,953,750	96.5880	4,829,395	5,000,000	4,987,632	4,970	3.500	3.611	MM	27,222	175,000	04/28/2015	05/05/2025
12636Y-AB-8	CRH AMERICA FINANCE INC SENIOR CORP_BND0..	1 2.A FE	8,970,420	82.9960	7,469,604	9,000,000	8,973,472	596	4.400	4.420	MM	57,200	396,000	05/05/2017	05/09/2047
12636Y-AD-4	CRH AMERICA FINANCE INC SENIOR CORP_BND0..	1 2.A FE	16,183,442	82.4270	11,869,459	14,400,000	16,124,684	(44,705)	4.500	3.734	AO	156,600	648,000	10/28/2021	04/04/2048
12640B-GH-0	CSX CORP SENIOR CORP_BND0..	1 2.A FE	11,027,683	105.2530	10,788,402	10,250,000	10,770,810	(227,367)	6.000	5.281	AO	153,750	615,000	09/21/2010	10/01/2036
12640B-GS-6	CSX CORP SENIOR CORP_BND0..	1 2.A FE	7,863,989	108.6170	7,385,983	6,800,000	7,635,471	(115,647)	6.220	5.037	AO	71,668	469,610	10/22/2013	04/30/2040
12640B-HP-1	CSX CORP SENIOR CORP_BND0..	2 2.A FE	63,842	87.2520	43,626	50,000	63,476	(343)	4.500	2.990	MS	663	2,250	12/02/2021	03/15/2049
12640B-HQ-9	CSX CORP SENIOR CORP_BND0..	1 2.A FE	14,946,600	84.7870	12,718,050	15,000,000	14,961,986	4,831	2.400	2.439	FA	136,000	360,000	09/03/2019	02/15/2030
12656*-AG-7	CSLB HOLDINGS INC CORP_BND 1.G	4,000,000	99.1850	3,967,400	4,000,000	4,000,000	3.200	3.200	MS	33,778	128,000	03/27/2013	03/26/2023
12656*-AL-6	CSLB HOLDINGS INC CORP_BND 1.G	7,000,000	88.8620	6,220,340	7,000,000	7,000,000	3.120	3.120	AO	47,320	213,150	10/13/2016	10/13/2031
12656*-AM-4	CSLB HOLDINGS INC SENIOR CORP_BND 1.G	7,000,000	87.5120	6,125,840	7,000,000	7,000,000	2.970	2.970	AO	45,045	213,150	10/13/2016	10/13/2028
126650-BS-8	CVS HEALTH CORP SECURED CORP_BND 144A0.. 2.B FE	59,440	104.0770	61,864	59,440	59,440	7.507	7.624	MON	260	4,464	12/07/2009	01/10/2032
126650-CM-0	CVS HEALTH CORP SENIOR CORP_BND0..	1 2.B FE	3,985,024	95.5720	3,789,418	3,965,000	3,979,271	(1,020)	4.875	4.831	JJ	86,445	193,294	01/15/2016	07/20/2035
126650-CN-8	CVS HEALTH CORP SENIOR CORP_BND0..	1 2.B FE	4,826,800	91.9480	3,677,928	4,000,000	4,787,298	(22,487)	5.125	3.799	JJ	91,681	205,000	03/12/2021	07/20/2045
126650-CY-4	CVS HEALTH CORP SENIOR CORP_BND0..	1 2.B FE	9,363,480	91.8450	8,266,014	9,000,000	9,358,075	(12,821)	4.780	4.404	MS	114,720	286,800	03/25/2022	03/25/2038
126650-DN-7	CVS HEALTH CORP SENIOR CORP_BND0..	1 2.B FE	49,498,835	90.0800	39,409,825	43,750,000	49,340,061	(123,264)	5.050	4.199	MS	589,167	2,209,375	02/11/2022	03/25/2048
126650-DJ-6	CVS HEALTH CORP SENIOR CORP_BND0..	2 2.B FE	4,466,650	91.1220	4,556,120	5,000,000	4,479,548	12,898	3.750	5.511	AO	46,875	10/07/2022	04/01/2030
126650-DL-1	CVS HEALTH CORP SENIOR CORP_BND0..	2 2.B FE	4,319,200	80.8630	4,043,170	5,000,000	4,323,146	3,946	4.250	5.183	AO	53,125	106,250	08/31/2022	04/01/2050
126650-DN-7	CVS HEALTH CORP SENIOR CORP_BND0..	1 2.B FE	499,180	79.1040	395,521	500,000	499,361	77	1.750	1.768	FA	3,160	8,750	08/12/2020	08/21/2030
12702*-AA-4	CVS LSE BACKD PT PP TR SER 201 CORP_BND0.. 2.B	4,084,440	89.3470	3,649,321	4,084,440	4,084,440	3.901	3.933	MON	9,294	159,340	09/27/2017	10/10/2039
127055-AK-7	CABOT CORPORATION SENIOR CORP_BND	1 2.B FE	4,992,450	93.1200	4,655,990	5,000,000	4,996,901	772	3.400	3.418	MS	50,056	170,000	09/06/2016	09/15/2026
127387-AL-2	CADENCE DESIGN SYSTEMS INC SENIOR CORP_B0..	1 1.G FE	31,507,491	98.9820	32,137,606	32,468,000	31,631,008	(843,411)	4.375	4.365	AO	299,878	1,420,475	05/18/2018	10/15/2024
12806*-AH-4	CAITHNESS LONG ISLAND LLC CORP_BND 2.B PL	5,760,007	98.7820	5,689,851	5,760,007	5,760,007	5.710	5.709	JJ	151,658	328,896	01/15/2009	01/15/2032
13034V-AA-2	CALIFORNIA INSTITUTE OF TECHNO SENIOR CO	1 1.D FE	31,522,883	84.6730	19,626,355	23,179,000	31,498,841	(14,446)	4.700	3.412	MM	181,569	1,089,413	04/19/2021	11/01/2111
13034V-AD-6	CALIFORNIA INSTITUTE OF TECHNO SENIOR CO	2 1.D FE	60,550	66.9270	33,463	50,000	60,531	(18)	3.650	2.983	MS	608	1,825	12/02/2021	09/01/2119

ANNUAL STATEMENT FOR THE YEAR 2022 OF THE AMERICAN EQUITY INVESTMENT LIFE INSURANCE COMPANY

SCHEDULE D - PART 1

Showing All Long-Term BONDS Owned December 31 of Current Year

1	2	Codes			6	7	Fair Value		10	11	Change in Book/Adjusted Carrying Value				Interest					Dates	
		3	4	5			8	9			12	13	14	15	16	17	18	19	20	21	22
CUSIP Identification	Description	C o d e	F o r e i g n	Bond Char	NAIC Designation, NAIC Designation Modifier and SVO Administrative Symbol	Actual Cost	Rate Used to Obtain Fair Value	Fair Value	Par Value	Book/ Adjusted Carrying Value	Unrealized Valuation Increase/ (Decrease)	Current Year's (Amortization) Accretion	Current Year's Other-Than-Temporary Impairment Recognized	Total Foreign Exchange Change in Book/ Adjusted Carrying Value	Rate of	Effective Rate of	When Paid	Admitted Amount Due and Accrued	Amount Received During Year	Acquired	Stated Contractual Maturity Date
130789-1W#-3	CALIFORNIA WATER SERVICE CO CORP_BND				1.D	5,000,000	.80.9120	4,045,600	5,000,000	5,000,000					4.310	4.310	AO	44,896	215,500	10/12/2015	10/16/2045
133131-AS-1	CAMDEN PROPERTY TRUST SENIOR CORP_BND	..0.	2		1.G FE	3,955,120	.99.7390	3,989,572	4,000,000	3,997,778		4,711			4.875	5.000	JD	8,667	195,000	05/31/2011	06/15/2023
133131-AU-6	CAMDEN PROPERTY TRUST SENIOR CORP_BND	..0.	1		1.G FE	958,214	.98.8520	948,980	960,000	959,787		196			4.250	4.272	JJ	18,813	40,800	11/20/2013	01/15/2024
133131-AY-8	CAMDEN PROPERTY TRUST SENIOR CORP_BND	..0.	2		1.G FE	56,098	.71.3620	35,681	50,000	55,936		(152)			3.350	2.716	MN	279	1,675	12/02/2021	11/01/2049
13342B-AD-7	CAMERON INTERNATIONAL CORP SENIOR CORP_B	..0.	1		2.A FE	6,340,762	.98.8440	6,260,754	6,334,000	6,335,939		(543,964)			7.000	6.160	JJ	204,447	443,380	09/28/2010	07/15/2038
13342B-AF-2	CAMERON INTERNATIONAL CORP SENIOR CORP_B	..0.	1		2.A FE	5,636,075	.90.8970	5,158,405	5,675,000	5,606,206		(186,192)			5.950	5.762	JD	28,139	337,663	08/24/2011	06/01/2041
13342B-AL-9	CAMERON INTERNATIONAL CORP SENIOR CORP_B	..0.	1		2.A FE	11,241,236	.98.7150	11,162,692	11,308,000	11,300,384		12,989			4.000	4.073	JD	20,103	452,320	12/26/2013	12/15/2023
134429-BA-6	CAMPBELL SOUP COMPANY SENIOR CORP_BND	..0.	1		2.B FE	7,849,389	.95.9190	7,539,233	7,860,000	7,857,339		1,139			3.300	3.316	MS	73,491	259,380	03/16/2015	03/19/2025
134429-BK-4	CAMPBELL SOUP COMPANY SENIOR CORP_BND	..0.	2		2.B FE	50,148	.68.1840	34,092	50,000	50,145		(3)			3.125	3.109	AO	291	1,563	12/02/2021	04/24/2050
14040H-BF-1	CAPITAL ONE FINANCIAL CORPORAT SENIOR CO	..0.	2		2.A FE	3,717,431	.98.1880	3,537,717	3,603,000	3,622,531		(15,735)			3.750	3.291	AO	25,146	135,113	04/13/2016	04/24/2024
14040H-BN-4	CAPITAL ONE FINANCIAL CORPORAT SENIOR CO	..0.	2		2.A FE	4,984,700	.94.9850	4,749,240	5,000,000	4,992,889		1,539			3.750	3.787	MS	58,333	187,500	03/06/2017	03/09/2027
14040H-BW-4	CAPITAL ONE FINANCIAL CORPORAT SENIOR CO	..0.	2		2.A FE	998,020	.93.4140	934,141	1,000,000	998,901		193			3.800	3.824	JJ	15,939	38,000	01/25/2018	01/31/2028
14040H-CJ-2	CAPITAL ONE FINANCIAL CORPORAT SENIOR CO	..0.	2		2.A FE	23,605,750	.77.2550	18,579,924	24,050,000	23,631,788		26,038			2.618	2.814	MN	103,189	629,629	03/28/2022	11/02/2032
14040H-CM-5	CAPITAL ONE FINANCIAL CORPORAT SENIOR CO	..0.	2		2.A FE	5,011,000	.93.6230	4,691,454	5,011,000	5,011,000					2.636	2.636	MS	43,296	66,405	03/01/2022	03/03/2026
140420-NB-2	CAPITAL ONE BANK USA NA SUB CORP_BND	..0.			2.A FE	1,300,000	.99.8050	1,297,460	1,300,000	1,300,000					3.375	3.375	FA	16,575	43,875	02/06/2013	02/15/2023
14149Y-BM-9	CARDINAL HEALTH INC SENIOR CORP_BND	..0.	1		2.B FE	16,014,514	.79.3390	12,733,861	16,050,000	16,018,388		7,218			4.368	4.381	JD	31,158	701,064	12/02/2021	06/15/2047
14173#-AA-6	CARESOURCE DMANAGEMENT GRP CO CORP_BND	..0.			1.E	9,219,527	.94.6630	8,727,494	9,219,527	9,219,527					4.670	4.670	MON	19,136	430,564	03/27/2018	03/15/2044
141781-AC-8	CARGILL INC SENIOR CORP_BND 144A	..0.			1.F FE	4,424,186	.104.6260	3,845,017	3,675,000	3,862,403		(61,711)			7.375	5.355	AO	67,758	271,031	01/05/2011	10/01/2025
141781-AW-4	CARGILL INC SENIOR CORP_BND 144A	..0.	1		1.F FE	12,559,045	.109.3090	13,117,080	12,000,000	12,502,793		(1,164,974)			6.625	5.287	MS	234,083	795,000	10/27/2010	09/15/2037
141781-BC-7	CARGILL INC SENIOR CORP_BND 144A	..0.	1		1.F FE	14,994,312	.80.6860	12,341,792	15,296,000	15,050,821		7,755			4.100	4.220	MN	104,523	627,136	10/07/2014	11/01/2042
141781-BJ-2	CARGILL INC SENIOR CORP_BND 144A	..0.	2		1.F FE	6,361,700	.79.9230	4,387,751	5,490,000	6,341,064		(20,635)			3.875	3.009	MN	22,456	212,738	01/11/2022	05/23/2049
141781-BR-4	CARGILL INC SENIOR CORP_BND 144A	..0.	2		1.F FE	54,718	.69.3540	34,677	50,000	54,600		(110)			3.125	2.656	MN	156	1,563	12/02/2021	05/25/2051
141781-BX-1	CARGILL INC SENIOR CORP_BND 144A	..0.	2		1.F FE	21,885,266	.87.1470	19,154,823	21,980,000	21,886,344		1,078			4.375	4.401	AO	184,311	480,813	04/19/2022	04/22/2052
142339-AJ-9	CARLISLE COMPANIES INCORPORATE SENIOR CO	..0.	1		2.B FE	19,751,200	.83.4470	16,689,400	20,000,000	19,814,772		22,948			2.750	2.894	MS	183,333	550,000	02/13/2020	03/01/2030
142339-AL-4	CARLISLE COMPANIES INCORPORATE SENIOR CO	..0.	2		2.B FE	48,261	.76.2330	38,117	50,000	48,422		151			2.200	2.589	MS	367	1,018	12/02/2021	03/01/2032
143658-AF-9	CARNIVAL CORP SENIOR CORP_BND	..0.			4.C FE	5,558,438	.98.7500	5,184,375	5,250,000	5,274,601		(31,092)			7.200	6.548	AO	94,500	378,000	11/10/2009	10/01/2023
143658-AH-5	CARNIVAL CORP SENIOR CORP_BND	..0.			4.C FE	17,519,011	.64.8750	10,788,713	16,630,000	16,996,088		(60,855)			6.650	6.133	JJ	509,940	1,105,895	04/20/2012	01/15/2028
14448C-AR-5	CARRIER GLOBAL CORP SENIOR CORP_BND	..0.	2		2.C FE	51,906	.75.9970	37,998	50,000	51,820		(81)			3.377	3.097	AO	403	1,689	12/02/2021	04/05/2040
14456#-AA-4	CARRIX INC SECURED CORP_BND	..0.			2.C PL	14,000,000	.96.7190	13,540,660	14,000,000	14,000,000					4.960	4.960	JJ	291,262	694,400	07/19/2017	07/31/2027
14456#-AB-2	CARRIX INC CORP_BND	..0.			2.C PL	8,000,000	.94.4210	7,553,713	8,000,000	8,000,000					5.060	5.060	JJ	169,791	404,800	07/19/2017	07/31/2029
14456#-AF-3	CARRIX INC CORP_BND	..0.			2.C PL	5,000,000	.86.0670	4,303,350	5,000,000	5,000,000					4.090	4.090	JJ	85,776	204,500	11/20/2019	07/31/2032
14456#-AG-1	CARRIX INC CORP_BND	..0.			2.C PL	20,000,000	.84.8070	16,961,400	20,000,000	20,000,000					4.190	4.190	JJ	351,494	838,000	11/20/2019	07/31/2034
149123-BF-7	CATERPILLAR INC SENIOR CORP_BND	..0.	1		1.F FE	1,036,612	.107.6880	1,076,881	1,000,000	1,020,090		(68,957)			6.625	5.011	JJ	30,549	66,250	10/16/2011	07/15/2028
149123-BN-0	CATERPILLAR INC SENIOR CORP_BND	..0.	1		1.F FE	6,058,504	.108.8930	6,424,699	5,900,000	6,010,501		(510,212)			6.050	5.018	FA	134,848	356,950	12/02/2010	08/15/2036
149123-BS-9	CATERPILLAR INC SENIOR CORP_BND	..0.	1		1.F FE	997,890	.101.9730	1,019,730	1,000,000	998,358		52			5.200	5.214	MN	4,911	52,000	05/24/2011	05/27/2041
149123-CE-9	CATERPILLAR INC SENIOR CORP_BND	..0.	2		1.F FE	73,662	.94.7250	47,362	50,000	73,341		(301)			4.750	2.819	MN	303	2,375	12/02/2021	05/15/2064
149123-CF-6	CATERPILLAR INC SENIOR CORP_BND	..0.			1.F FE	32,699,700	.76.4220	25,219,227	33,000,000	32,720,119		6,451			3.250	3.298	MS	303,875	1,072,500	09/16/2019	09/19/2049
14916R-AF-1	COMMONSPIRIT HEALTH SENIOR CORP_BND	..0.	1		1.G FE	4,540,782	.99.4480	4,321,020	4,345,000	4,359,889		(24,841)			4.200	3.600	FA	76,038	182,490	09/24/2014	08/01/2023
15089Q-AL-8	CELANESE US HOLDINGS LLC SENIOR CORP_BND	..0.			2.C FE	3,412,850	.99.6250	3,486,872	3,500,000	3,419,628		6,778			6.050	7.193	MS	62,349		10/18/2022	03/15/2025
15189T-AX-5	CENTERPOINT ENERGY INC SENIOR CORP_BND	..0.	1		2.B FE	5,976,180	.85.9390	5,156,340	6,000,000	5,983,068		2,089			2.950	2.994	MS	59,000	177,000	08/12/2019	03/01/2030
15189T-AY-3	CENTERPOINT ENERGY INC SENIOR CORP_BND	..0.	2		2.B FE	5,149,650	.74.0570	3,702,860	5,000,000	5,146,668		(2,982)			3.700	3.527	MS	61,667	185,000	01/27/2022	09/01/2049
15189W-AH-3	CENTERPOINT ENERGY RESOURCES C SENIOR CO	..0.	2		2.A FE	2,371,110	.100.1070	1,728,983	1,726,000	2,344,558		(25,998)			5.850	3.170	JJ	46,559	100,971	12/21/2021	01/15/2041
15189W-AJ-9	CENTERPOINT ENERGY RESOURCES C SENIOR CO	..0.	1		2.A FE	1,988,340	.80.6640	1,613,274	2,000,000	1,989,540		241			4.100	4.134	MS	27,333	82,000	08/21/2017	09/01/2047
15189X-AM-0	CENTERPOINT ENERGY HOUSTON ELE SECURED C	..0.			1.F FE	24,485,817	.79.2130	21,942,655	27,701,000	25,117,869		82,785			3.550	4.255	FA	409,744	983,386	08/08/2014	08/01/2042
15189X-AS-7	CENTERPOINT ENERGY HOUSTON ELE SECURED C	..0.	1		1.F FE	18,588,580	.81.6170	13,874,924	17,000,000	18,549,935		(40,856)			3.950	3.389	MS	223,833	671,500	01/05/2022	03/01/2048

ANNUAL STATEMENT FOR THE YEAR 2022 OF THE AMERICAN EQUITY INVESTMENT LIFE INSURANCE COMPANY

SCHEDULE D - PART 1

Showing All Long-Term BONDS Owned December 31 of Current Year

1	2	Codes			6	7	Fair Value		10	11	Change in Book/Adjusted Carrying Value				Interest					Dates	
		3	4	5			8	9			12	13	14	15	16	17	18	19	20	21	22
CUSIP Identification	Description	C o d e	F o r e i g n	Bond Char	NAIC Designation, NAIC Designation Modifier and SVO Administrative Symbol	Actual Cost	Rate Used to Obtain Fair Value	Fair Value	Par Value	Book/ Adjusted Carrying Value	Unrealized Valuation Increase/ (Decrease)	Current Year's (Amor-tization) Accretion	Current Year's Other-Than-Temporary Impairment Recognized	Total Foreign Exchange Change in Book/ Adjusted Carrying Value	Rate of	Effective Rate of	When Paid	Admitted Amount Due and Accrued	Amount Received During Year	Acquired	Stated Contractual Maturity Date
15361G-AX-3	CENTRAL HUDSON GAS & ELECTRIC SENIOR COR	..0..			.. 2.A FE	15,000,000	..93.3610	14,004,165	15,000,000	15,000,000					..5.716	..5.716	AO	214,350	857,400	12/02/2010	04/01/2041
15361G-BA-2	CENTRAL HUDSON GAS & ELECTRIC SENIOR COR	..0..			.. 2.A FE	10,000,000	..82.0430	8,204,260	10,000,000	10,000,000					..4.707	..4.707	AO	117,675	470,700	09/27/2011	04/01/2042
15361G-BB-0	CENTRAL HUDSON GAS & ELECTRIC SENIOR COR	..0..			.. 2.A FE	10,000,000	..81.9370	8,193,680	10,000,000	10,000,000					..4.776	..4.776	AO	119,400	477,600	03/27/2012	04/01/2042
15405E-AB-4	CENTRAL MAINE POWER COMPANY SENIOR CORP	..0..			.. 1.G FE	4,600,000	..95.5760	4,778,780	5,000,000	4,733,510		13,863			..5.375	..5.988	MS	89,583	268,750	10/02/2009	06/10/2035
15502F-AA-5	CENTRAL PORT LLC CORP_BND 3.A	13,650,000	..89.7390	12,249,374	13,650,000	13,694,524		(5,683)			..4.860	..4.805	JD	1,843	663,390	11/05/2019	11/05/2029
161175-BK-9	CHARTER COMMUNICATIONS OPERATI SECURED C	..0..	2		.. 2.C FE	8,121,960	..91.9380	8,274,456	9,000,000	8,152,373		30,413			..4.200	..6.353	MS	111,300		10/07/2022	03/15/2028
161175-BT-0	CHARTER COMMUNICATIONS OPERATI SECURED C	1		.. 2.C FE	21,913,400	..73.3850	14,676,980	20,000,000	21,851,279		(37,031)			..4.800	..4.218	MS	320,000	960,000	04/08/2021	03/01/2050
161175-BZ-6	CHARTER COMMUNICATIONS OPERATI SECURED C	..0..	1		.. 2.C FE	21,651,950	..65.4630	15,056,398	23,000,000	21,725,390		46,020			..3.500	..3.925	JD	67,083	805,000	01/20/2022	06/01/2041
161175-CG-7	CHARTER COMMUNICATIONS OPERATI SECURED C	..0..	2		.. 2.C FE	5,814,900	..59.1690	3,550,110	6,000,000	5,817,850		2,850			..3.950	..4.106	JD	658	288,350	10/13/2021	06/30/2062
16412X-AA-4	CHENIERE CORPUS CHRISTI HOLDIN SECURED C 2.C FE	36,000,000	..87.5100	31,503,465	36,000,000	36,000,000					..3.925	..3.925	JD	3,925	1,413,000	10/17/2019	12/31/2039
16412X-AC-9	CHENIERE CORPUS CHRISTI HOLDIN SECURED C	..0..	2		.. 2.C FE	7,794,010	..100.6250	7,043,750	7,000,000	7,501,406		(279,295)			..5.875	..1.711	JD	1,142	411,250	12/13/2021	03/31/2025
166756-AU-0	CHEVRON USA INC SENIOR CORP_BND	..0..	1		.. 1.D FE	12,934,914	..100.4050	13,052,663	13,000,000	12,938,871		3,327			..5.250	..5.287	MN	87,208	682,500	01/06/2021	11/15/2043
16687*-AD-8	CHEYENNE LIGHT FUEL AND PIWR CORP_BND 1.G	5,000,000	..82.7300	4,136,500	5,000,000	5,000,000					..4.530	..4.530	AO	44,671	226,500	10/01/2014	10/20/2044
168298-AF-0	CHICK-FIL-A INC CORP_BND	..0..			.. 2.B	1,000,000	..82.2650	822,649	1,000,000	1,000,000					..1.970	..1.970	AO	3,393	19,700	10/16/2020	10/29/2029
168298-AG-8	CHICK-FIL-A INC CORP_BND 2.B	3,000,000	..80.7460	2,422,370	3,000,000	3,000,000					..2.090	..2.090	AO	10,798	62,700	10/16/2020	10/29/2030
169905-AG-1	CHOICE HOTELS INTERNATIONAL IN SENIOR CO	..0..	2		.. 2.C FE	52,693	..84.8790	42,439	50,000	52,406		(270)			..3.700	..3.003	JJ	853	1,850	12/02/2021	01/15/2031
171232-AQ-4	CHUBB INA HOLDINGS INC SENIOR CORP_BND	..0..			.. 1.F FE	71,621	..107.0330	53,516	50,000	70,383		(1,158)			..6.000	..2.584	MN	417	3,000	12/02/2021	05/11/2037
171239-AJ-5	CHUBB INA HOLDINGS INC SENIOR CORP_BND	2		.. 1.F FE	36,666,109	..65.3580	24,097,347	36,870,000	36,669,785		3,478			..3.050	..3.074	JD	49,979	1,208,875	11/15/2021	12/15/2061
171340-AL-6	CHURCH & DWIGHT CO INC SENIOR CORP_BND	..0..	1		.. 2.A FE	9,926,800	..80.0940	8,009,430	10,000,000	9,934,567		1,544			..3.950	..3.992	FA	164,583	395,000	07/20/2017	08/01/2047
172070-CP-7	DUKE ENERGY OHIO INC SENIOR CORP_BND	..0..	1		.. 2.A FE	6,571,212	..95.7530	6,472,916	6,760,000	6,645,070		7,787			..5.400	..5.616	JD	16,224	365,040	07/07/2010	06/15/2033
172070-CQ-5	DUKE ENERGY OHIO INC SENIOR CORP_BND	..0..	1		.. 2.A FE	4,858,918	..96.2370	4,571,277	4,750,000	4,816,009		(4,649)			..5.375	..5.201	JD	11,347	255,313	10/12/2010	06/15/2033
17252M-AG-5	CINTAS NO 2 CORP SENIOR CORP_BND	..0..	1		.. 1.G FE	26,304,031	..105.8360	24,798,316	23,431,000	25,486,213		(183,155)			..6.150	..5.205	FA	544,380	1,441,007	08/15/2013	08/15/2036
17252M-AN-0	CINTAS NO 2 CORP SENIOR CORP_BND	..0..	1		.. 1.G FE	6,634,282	..96.4360	6,750,499	7,000,000	6,652,648		(332,136)			..3.700	..3.746	AO	64,750	259,000	03/09/2017	04/01/2027
17275R-AD-4	CISCO SYSTEMS INC SENIOR CORP_BND	..0..	1		.. 1.D FE	2,682,307	..108.4640	2,982,771	2,750,000	2,697,746		(35,885)			..5.900	..5.829	FA	61,294	162,250	12/02/2021	02/15/2039
17275R-AW-2	CISCO SYSTEMS INC SENIOR CORP_BND	1		.. 1.E FE	15,387,750	..97.4020	14,610,300	15,000,000	15,107,563		(41,467)			..3.500	..3.194	JD	23,333	525,000	07/07/2015	06/15/2025
17287H-AA-8	CITADEL FINANCE LLC SENIOR CORP_BND 144A	..0..	2		.. 2.C FE	5,010,900	..89.4030	4,470,160	5,000,000	5,008,412		(2,384)			..3.375	..3.318	MS	52,500	168,750	12/07/2021	03/09/2026
172967-JT-9	CITIGROUP INC SUB CORP_BND	..0..			.. 2.B FE	5,423,900	..98.2280	4,911,395	5,000,000	5,299,303		(118,697)			..4.400	..1.880	JD	12,833	220,000	12/09/2021	06/10/2025
172967-KR-1	CITIGROUP INC SUB CORP_BND	..0..			.. 2.B FE	14,961,300	..83.9970	12,599,595	15,000,000	14,966,397		770			..4.750	..4.766	MN	85,104	712,500	02/07/2017	05/18/2046
172967-LW-9	CITIGROUP INC SENIOR CORP_BND	..0..	1		.. 1.G FE	6,020,596	..91.4200	5,485,194	6,000,000	6,018,383		(2,213)			..4.075	..4.010	AO	46,183	244,500	04/06/2022	04/23/2029
172967-MM-0	CITIGROUP INC SENIOR CORP_BND	..0..			.. 1.G FE	17,048,200	..96.3380	12,523,940	13,000,000	16,846,443		(166,722)			..5.316	..3.089	MS	182,368	691,080	10/12/2021	03/26/2041
172967-MP-3	CITIGROUP INC SENIOR CORP_BND	2		.. 1.G FE	3,551,400	..92.0700	3,682,804	4,000,000	3,558,774		7,374			..4.412	..6.136	MS	44,610		10/25/2022	03/31/2031
172967-NE-7	CITIGROUP INC SENIOR CORP_BND	2		.. 1.G FE	16,930,000	..77.9520	13,197,206	16,930,000	16,930,000					..2.520	..2.519	MN	68,736	426,636	10/27/2021	11/03/2032
172967-NF-4	CITIGROUP INC SENIOR CORP_BND	2		.. 1.G FE	37,167,250	27,860,680	40,000,000	37,253,953		86,703			..2.904	..3.379	MN	187,147	1,161,600	02/22/2022	11/03/2042
172967-NG-2	CITIGROUP INC SENIOR CORP_BND	..0..	2		.. 1.G FE	4,428,600	..90.1520	4,507,580	5,000,000	4,442,515		13,915			..3.070	..5.592	FA	54,151		11/04/2022	02/24/2028
17308C-CS-3	CITIGROUP INC SENIOR CORP_BND	..0..	1		.. 1.G FE	3,297,350	..84.3720	2,953,003	3,500,000	3,312,702		15,352			..2.976	..3.770	MN	16,203	104,160	03/28/2022	11/05/2030
173070-DQ-0	CITIGROUP INC SENIOR CORP_BND 2.A FE	5,000,000	..87.3480	4,367,400	5,000,000	5,000,000					..9.552	..0.000	JD	30,514	485,510	05/30/2007	06/08/2037
17327C-AN-3	CITIGROUP INC SENIOR CORP_BND	..0..	2		.. 1.G FE	2,427,000	..92.8390	2,253,193	2,427,000	2,427,000					..2.014	..2.013	JJ	21,181	24,440	01/18/2022	01/25/2026
17327C-AQ-6	CITIGROUP INC SENIOR CORP_BND	2		.. 1.G FE	24,250,000	..80.8560	19,607,459	24,250,000	24,250,000					..3.057	..3.056	JJ	321,240	370,661	01/18/2022	01/25/2033
17858F-AA-1	BRANDYWINE ACQUISITION & DEVEL SECURED C 2.B	19,085,000	..87.3340	16,509,576													

ANNUAL STATEMENT FOR THE YEAR 2022 OF THE AMERICAN EQUITY INVESTMENT LIFE INSURANCE COMPANY

SCHEDULE D - PART 1

Showing All Long-Term BONDS Owned December 31 of Current Year

1	2	Codes			6	7	Fair Value		10	11	Change in Book/Adjusted Carrying Value				Interest					Dates	
		3	4	5			8	9			12	13	14	15	16	17	18	19	20	21	22
CUSIP Identification	Description	C o d e	F o r e i g n	Bond Char	NAIC Designation, NAIC Designation Modifier and SVO Administrative Symbol	Actual Cost	Rate Used to Obtain Fair Value	Fair Value	Par Value	Book/ Adjusted Carrying Value	Unrealized Valuation Increase/ (Decrease)	Current Year's (Amortization) Accretion	Current Year's Other-Than-Temporary Impairment Recognized	Total Foreign Exchange Change in Book/ Adjusted Carrying Value	Rate of	Effective Rate of	When Paid	Admitted Amount Due and Accrued	Amount Received During Year	Acquired	Stated Contractual Maturity Date
18551P-AD-1	CLECO CORPORATE HOLDINGS LLC SECURED COR0..	2 2.C FE	62,046	..84.4590	42,230	50,000	61,6934.973	...3.480	MN	414	2,487	12/02/2021	05/01/2046
18600T-AA-0	CLEVELAND CLINIC FOUNDATION SENIOR CORP_0..	1 1.C FE	51,816,955	..87.0210	31,702,766	36,431,000	51,781,6104.858	...3.367	JJ	884,909	1,769,818	10/19/2021	01/01/2114
18977W-2B-5	CNO GLOBAL FUNDING SECURED CORP_BND 144A0.. 1.G FE	2,998,080	..92.6150	2,778,438	3,000,000	2,998,7011.650	...1.672	JJ	24,063	24,750	01/03/2022	01/06/2025
191098-AK-8	COCA-COLA CONSOLIDATED INC SENIOR CORP_B0..	1 2.A FE	6,929,225	..96.8670	6,683,795	6,900,000	6,909,1403.800	...3.748	MN	26,220	262,200	11/24/2015	11/25/2025
191216-CQ-1	COCA-COLA CO SENIOR CORP_BND0.. 1.E FE	64,855	..91.7570	45,878	50,000	64,4764.200	...2.693	MS	560	2,100	12/02/2021	03/25/2050
191216-DC-1	COCA-COLA CO SENIOR CORP_BND0..	1 1.F FE	1,242,325	..66.0100	825,126	1,250,000	1,242,7182.500	...2.529	MS	9,201	31,250	09/14/2020	03/15/2051
19416Q-EJ-5	COLGATE-PALMOLIVE CO SENIOR CORP_BND0..	1 1.D FE	48,818,055	..90.2160	43,114,131	47,790,000	48,663,6544.000	...3.875	FA	722,160	1,911,600	04/01/2016	08/15/2045
19416Q-EK-2	COLGATE-PALMOLIVE CO SENIOR CORP_BND0..	2 1.D FE	61,886	..84.2770	42,139	50,000	61,5153.700	...2.431	FA	771	1,850	12/02/2021	08/01/2047
195869-AG-7	COLONIAL PIPELINE CO SENIOR CORP_BND 1440..	1 1.G FE	23,962,170	..112.8360	20,310,408	18,000,000	21,538,0897.630	...4.962	MN	118,265	1,373,400	10/19/2018	04/15/2032
195869-AP-7	COLONIAL PIPELINE CO SENIOR CORP_BND 1440..	1 1.G FE	3,905,772	..95.5000	3,724,516	3,900,000	3,901,8153.750	...3.732	AO	36,563	146,250	09/16/2015	10/01/2025
20030N-AF-8	COMCAST CORPORATION SENIOR CORP_BND0..	1 1.G FE	8,571,989	..104.0680	8,845,755	8,500,000	8,602,9995.650	...5.512	JD	21,344	296,625	11/16/2022	06/15/2035
20030N-AK-7	COMCAST CORPORATION SENIOR CORP_BND0..	1 1.G FE	8,119,373	..110.9530	8,321,460	7,500,000	8,117,7186.500	...5.587	MN	62,292	97,500	11/16/2022	11/15/2035
20030N-BH-3	COMCAST CORPORATION SENIOR CORP_BND0..	1 1.G FE	7,261,227	..94.6530	6,815,023	7,200,000	7,297,3094.250	...4.057	JJ	141,100	306,000	08/13/2021	01/15/2033
20030N-BK-6	COMCAST CORPORATION SENIOR CORP_BND0.. 1.G FE	63,360	..91.7070	45,853	50,000	62,9054.750	...3.081	MS	792	2,375	12/02/2021	03/01/2044
20030N-BP-5	COMCAST CORPORATION SENIOR CORP_BND0..	1 1.G FE	4,340,320	..93.1340	3,725,368	4,000,000	4,245,0724.400	...3.766	FA	66,489	176,000	03/22/2016	08/15/2035
20030N-BU-4	COMCAST CORPORATION SENIOR CORP_BND0..	1 1.G FE	4,434,600	..73.7150	3,685,725	5,000,000	4,502,0533.400	...4.061	JJ	78,389	170,000	01/06/2017	07/15/2046
20030N-CJ-8	COMCAST CORPORATION SENIOR CORP_BND0..	1 1.G FE	4,975,750	..87.1970	4,359,830	5,000,000	4,980,1633.900	...3.935	MS	65,000	195,000	02/01/2018	03/01/2038
20030N-CL-3	COMCAST CORPORATION SENIOR CORP_BND0..	1 1.G FE	17,988,120	..93.3670	16,806,132	18,000,000	17,990,0514.600	...4.605	AO	174,800	828,000	10/03/2018	10/15/2038
20030N-CU-3	COMCAST CORPORATION SENIOR CORP_BND0..	1 1.G FE	999,100	..95.9030	959,025	1,000,000	999,4064.250	...4.259	AO	8,972	42,500	12/11/2018	10/15/2030
20030N-CZ-2	COMCAST CORPORATION SENIOR CORP_BND0..	1 1.G FE	31,734,000	..73.1310	21,939,240	30,000,000	31,667,9013.450	...3.140	FA	431,250	1,035,000	04/14/2021	02/01/2050
20030N-DS-7	COMCAST CORPORATION SENIOR CORP_BND0..	1 1.G FE	263,000	..64.8150	170,464	263,000	263,0002.887	...2.887	MN	1,265	3,796	06/06/2022	11/01/2051
20030N-DW-8	COMCAST CORPORATION SENIOR CORP_BND0..	2 1.G FE	5,779,270	..60.8540	4,016,338	6,600,000	5,784,2922.987	...3.564	MN	32,857	98,571	06/06/2022	11/01/2063
20034Q-AQ-0	COMERICA INCORPORATED SUB CORP_BND0.. 2.B FE	11,037,924	..95.2140	10,412,636	10,936,000	10,972,1463.800	...3.700	JJ	183,543	415,568	12/23/2014	07/22/2026
20034Q-AT-4	COMERICA INCORPORATED SENIOR CORP_BND0..	2 2.A FE	21,474,200	..93.7990	18,759,880	20,000,000	20,977,7344.000	...3.078	FA	333,333	800,000	07/18/2019	02/01/2029
20268J-AC-7	COMMONSPIRIT HEALTH SECURED CORP_BND0..	2 1.G FE	59,820	..77.9860	38,993	50,000	59,5734.187	...3.114	AO	523	2,094	12/02/2021	10/01/2049
20268J-AK-9	COMMONSPIRIT HEALTH SENIOR CORP_BND0..	2 1.G FE	6,584,000	..102.2490	6,732,087	6,584,000	6,584,0006.073	...6.071	MN	73,305	10/18/2022	11/01/2027
20557F-AG-6	COMPUTERSHARE US CORP_BND0.. 2.B	5,000,000	4,675,500	5,000,000	5,000,0004.360	...4.360	MN	218,000	11/20/2018	11/20/2028
20588T-AF-9	CONAGRA BRANDS INC SENIOR CORP_BND0.. 2.C FE	4,628,197	..105.5390	4,514,963	4,278,000	4,378,7807.125	...6.408	AO	76,202	304,808	11/02/2005	10/01/2026
20588T-CD-2	CONAGRA BRANDS INC SENIOR CORP_BND0..	1 2.C FE	21,159,758	..95.2300	19,522,171	20,500,000	21,077,9775.300	...5.030	MN	181,083	1,086,500	12/02/2021	11/01/2038
207597-EL-5	CONNECTICUT LIGHT AND POWER CO SECURED C0..	2 1.E FE	61,699	..83.9150	41,958	50,000	61,3604.000	...2.731	AO	500	2,000	12/02/2021	04/01/2048
20825C-AF-1	CONOCOPHILLIPS SENIOR CORP_BND0..	1 1.F FE	3,410,140	..107.3190	3,219,573	3,000,000	3,262,8685.900	...4.767	AO	37,367	177,000	07/20/2015	10/15/2032
20825C-BC-7	CONOCOPHILLIPS SENIOR CORP_BND0..	2 1.F FE	22,070,069	..92.4470	20,153,381	21,800,000	22,067,4764.875	...4.789	AO	265,688	531,375	05/06/2022	10/01/2047
20826F-AL-3	CONOCOPHILLIPS CO SENIOR CORP_BND0..	1 1.F FE	10,995,490	..87.5820	9,634,020	11,000,000	10,996,9214.150	...4.153	MN	58,331	456,500	11/06/2014	11/15/2034
209111-EF-6	CONSOLIDATED EDISON COMPANY OF SENIOR CO0..	1 2.A FE	4,503,209	..99.8230	4,201,529	4,209,000	4,391,0885.700	...5.182	FA	99,964	239,913	08/02/2010	02/01/2034
209111-EL-3	CONSOLIDATED EDISON COMPANY OF SENIOR CO0..	1 2.A FE	4,775,622	..101.8220	4,403,793	4,325,000	4,627,4755.850	...5.115	MS	74,498	253,013	08/06/2010	03/15/2036
209111-EQ-2	CONSOLIDATED EDISON COMPANY OF SENIOR CO0..	1 2.A FE	5,988,730	..98.1010	5,395,533	5,500,000	5,896,1615.700	...5.082	JD	26,125	313,500	09/16/2010	11/15/2036
209111-FC-2	CONSOLIDATED EDISON COMPANY OF SENIOR CO0..	1 2.A FE	14,972,257	..79.8020	12,461,035	15,615,000	15,089,8663.950	...4.199	MS	205,597	616,793	08/20/2014	03/01/2043
209111-FK-4	CONSOLIDATED EDISON COMPANY OF SENIOR CO0..	2 2.A FE	5,966,400	..81.4070	4,070,360	5,000,000	5,948,4204.300	...3.352	JD	17,917	215,000	10/19/2021	12/01/2056
209111-FQ-1	CONSOLIDATED EDISON COMPANY OF SENIOR CO0..	2 2.A FE	12,005,876	..82.7660	8,128,410	9,821,000	11,968,4054.500	...3.421	MN	56,471	441,945	10/19/2021	05/15/2058
21036P-BD-9	CONSTELLATION BRANDS INC SENIOR CORP_BND0..	2 2.B FE	67,153	..94.4020	47,201	50,000	66,7095.250	...3.296	MN	335	2,625	12/02/2021	11/15/2048
210518-DA-1	CONSUMERS ENERGY COMPANY SECURED CORP_BN0..	1 1.F FE	19,916,400	..80.7850	16,157,020	20,000,000	19,925,2393.950	...3.974	JJ	364,278	790,000	02/15/2017	07/15/2047
212168-AA-6	CONTINENTAL WIND LLC SECURED CORP_BND 140.. 2.B FE	12,293,732	12,356,836	12,293,732	12,293,7326.000	...6.000	FA	247,924	777,217	02/28/2022	02/28/2033
21684A-AF-3	COOPERATIVE RABOBANK N.A.(NEW SUB CORP_BND0.. 2.A FE	936,380	..93.9180	939,178	1,000,000	967,9903.750	...4.739	JJ	16,667	37,500	10/17/2018	07/21/2026
21688*-AA-3	COOPERATIVE ENERGY A MISSISSIP CORP_BND0.. 1.F	9,000,000	5,686,560	9,000,000	9,000,0003.150	...3.150	MN	43,313	283,500	11/06/2019	11/06/2049
219023-AC-2	INGREDION INC SENIOR CORP_BND0..	1 2.B FE	1,971,021	..102.0580	1,990,133	1,950,000	1,964,8736.625	...6.542	AO	27,273	129,188	04/24/2007	04/15/2037

ANNUAL STATEMENT FOR THE YEAR 2022 OF THE AMERICAN EQUITY INVESTMENT LIFE INSURANCE COMPANY

SCHEDULE D - PART 1

Showing All Long-Term BONDS Owned December 31 of Current Year

1	2	Codes			6	7	Fair Value		10	11	Change in Book/Adjusted Carrying Value				Interest					Dates	
		3	4	5			8	9			12	13	14	15	16	17	18	19	20	21	22
CUSIP Identification	Description	C o d e	F o r e i g n	Bond Char	NAIC Designation, NAIC Designation Modifier and SVO Administrative Symbol	Actual Cost	Rate Used to Obtain Fair Value	Fair Value	Par Value	Book/ Adjusted Carrying Value	Unrealized Valuation Increase/ (Decrease)	Current Year's (Amortization) Accretion	Current Year's Other-Than-Temporary Impairment Recognized	Total Foreign Exchange Change in Book/ Adjusted Carrying Value	Rate of	Effective Rate of	When Paid	Admitted Amount Due and Accrued	Amount Received During Year	Acquired	Stated Contractual Maturity Date
219350-AW-5	CORNING INC SENIOR CORP_BND	..0..	1		.. 2.A FE ..	5,340,450	..89.4670	4,473,355	5,000,000	5,275,316		(9,049)			..4.750	..4.325	MS	69,931	237,500	..07/24/2014	..03/15/2042
219350-AX-3	CORNING INC SENIOR CORP_BND	..0..	1		.. 2.A FE ..	28,793,380	..90.7160	26,307,611	29,000,000	28,823,556		8,273			..4.700	..4.268	MS	401,328	1,363,000	..11/06/2018	..03/15/2037
219350-BF-1	CORNING INC SENIOR CORP_BND	..0..	2		.. 2.A FE ..	12,253,391	..78.2180	7,749,820	9,908,000	12,212,021		(36,075)			..4.375	..3.247	MN	55,388	433,475	..11/05/2021	..11/15/2057
219350-BQ-7	CORNING INC SENIOR CORP_BND	..0..	2		.. 2.A FE ..	4,953,740	..87.6050	4,818,275	5,500,000	4,954,561		821			..5.450	..6.073	MN	38,301	149,875	..09/14/2022	..11/15/2079
22003B-AM-8	CORPORATE OFFICE PROPERTIES LP SENIOR CO	..0..	2		.. 2.C FE ..	50,032	..75.0280	37,514	50,000	50,030		(2)			..2.750	..2.742	AO	290	1,375	..12/02/2021	..04/15/2031
22160K-AQ-8	COSTCO WHOLESALE CORPORATION SENIOR CORP	..0..	2		.. 1.D FE ..	48,669	..79.2990	39,650	50,000	48,794		117			..1.750	..2.036	AO	173	875	..12/02/2021	..04/20/2032
22160N-AA-7	COSTAR GROUP INC SENIOR CORP_BND 144A	..0..	1		.. 2.C FE ..	528,610	..81.9750	409,877	500,000	522,033		(2,763)			..2.800	..2.144	JJ	6,456	14,000	..07/28/2020	..07/15/2030
224044-BV-8	COX COMMUNICATIONS INC SENIOR CORP_BND 1	..0..			.. 2.B FE ..	19,791,120	..121.3770	14,565,192	12,000,000	19,383,796		(337,674)			..8.375	..3.397	MS	335,000	1,005,000	..10/13/2021	..03/01/2039
224044-CC-9	COX COMMUNICATIONS INC SENIOR CORP_BND 1	..0..	1		.. 2.B FE ..	30,077,460	..81.7960	22,084,785	27,000,000	29,911,895		(96,581)			..4.500	..3.730	JD	3,375	1,215,000	..03/29/2021	..06/30/2043
224044-CF-2	COX COMMUNICATIONS INC SENIOR CORP_BND 1	..0..	1		.. 2.B FE ..	2,831,700	..88.7530	2,662,581	3,000,000	2,869,724		7,537			..4.800	..5.291	FA	60,000	144,000	..05/08/2017	..02/01/2035
224044-CJ-4	COX COMMUNICATIONS INC SENIOR CORP_BND 1	..0..	1		.. 2.B FE ..	3,980,880	..93.0190	3,720,764	4,000,000	3,990,357		1,888			..3.500	..3.557	FA	52,889	140,000	..07/24/2017	..08/15/2027
224044-CK-1	COX COMMUNICATIONS INC SENIOR CORP_BND 1	..0..	1		.. 2.B FE ..	14,178,150	..83.1120	10,804,495	13,000,000	14,131,140		(29,337)			..4.600	..4.019	FA	225,911	598,000	..04/12/2021	..08/15/2047
224044-CM-7	COX COMMUNICATIONS INC SENIOR CORP_BND 1	..0..	2		.. 2.B FE ..	1,581,100	..60.3080	1,206,166	2,000,000	1,587,139		6,039			..2.950	..4.220	AO	14,750	59,000	..03/18/2022	..10/01/2050
224044-CP-0	COX COMMUNICATIONS INC SENIOR CORP_BND 1	..0..	2		.. 2.B FE ..	13,000,650	..68.7680	10,315,140	15,000,000	13,027,356		26,706			..3.600	..4.416	JD	24,000	540,000	..03/25/2022	..06/15/2051
224050-AE-4	COX ENTERPRISES INC SENIOR CORP_BND 144A	..0..	1		.. 2.B FE ..	4,455,000	..106.3120	5,315,580	5,000,000	4,779,371		38,317			..7.375	..8.569	JJ	170,035	368,750	..06/01/2009	..07/15/2027
224399-AP-0	REDCO CORP SENIOR CORP_BND	..0..	1		.. 2.B FE ..	21,662,151	..106.0760	21,537,610	20,304,000	21,293,063		(38,102)			..6.550	..6.026	MN	169,933	1,329,912	..07/19/2013	..11/15/2036
224399-AR-6	REDCO CORP SENIOR CORP_BND	..0..	1		.. 2.B FE ..	6,352,933	..99.1270	6,195,406	6,250,000	6,260,225		(13,889)			..4.450	..4.214	JD	12,361	278,125	..06/17/2015	..12/15/2023
22541L-AE-3	CREDIT SUISSE USA INC SENIOR CORP_BND	..0..	1		.. 2.A FE ..	1,262,420	..101.4240	1,014,238	1,000,000	1,201,077		(16,544)			..7.125	..4.508	JJ	32,854	71,250	..01/15/2019	..07/15/2032
22757#-AD-7	CROSS TEXAS TRANSMISSION LLC CORP_BND	..0..			.. 2.A ..	10,000,000	..82.3960	8,239,600	10,000,000	10,000,000					..3.790	..2.712	MS	95,803	379,000	..09/15/2014	..09/15/2034
22757#-AE-5	CROSS TEXAS TRANSMISSION LLC CORP_BND	..0..			.. 2.A ..	15,000,000	..80.4530	12,067,950	15,000,000	15,000,000					..4.210	..3.258	MS	159,629	631,500	..09/15/2014	..09/15/2044
22757#-AG-0	CROSS TEXAS TRANSMISSION LLC CORP_BND	..0..			.. 2.A ..	4,000,000	..80.0120	3,200,480	4,000,000	4,000,000					..2.760	..2.183	MS	27,907	55,200	..08/18/2016	..08/18/2031
22757#-AJ-4	CROSS TEXAS TRANSMISSION LLC CORP_BND	..0..			.. 2.A ..	4,000,000	..69.1400	2,765,600	4,000,000	4,000,000					..3.530	..3.056	MS	35,692	141,200	..08/18/2016	..08/18/2046
228027-AB-4	CROWLEY BLUE WATER PARTNERS LL SENIOR CO	..0..			.. 1.A ..	4,735,138	..87.2430	4,008,797	4,595,000	4,697,583		(5,436)			..3.477	..3.108	JJ	73,227	159,768	..06/28/2016	..01/16/2037
22822R-BD-1	CROWN CASTLE TOWERS LLC SENIOR CORP_BND	..0..	1		.. 1.F FE ..	12,272,850	..96.5460	11,585,557	12,000,000	12,036,127		(40,342)			..3.663	..3.319	MON	19,536	439,560	..09/01/2016	..05/15/2045
22822V-AC-5	CROWN CASTLE INC SENIOR CORP_BND	..0..	1		.. 2.B FE ..	9,451,010	..94.9740	9,497,370	10,000,000	9,483,080		30,484			..3.700	..5.355	JD	16,444	203,500	..10/07/2022	..06/15/2026
22822V-AF-8	CROWN CASTLE INC SENIOR CORP_BND	..0..	1		.. 2.B FE ..	12,804,302	..84.7800	10,215,954	12,050,000	12,773,982		(18,492)			..4.750	..4.332	MN	73,137	572,375	..12/02/2021	..05/15/2047
22822V-AH-4	CROWN CASTLE INC SENIOR CORP_BND	..0..	1		.. 2.B FE ..	4,382,570	..93.0960	4,189,311	4,500,000	4,433,643		12,564			..3.650	..3.997	MS	54,750	164,250	..09/12/2018	..09/01/2027
22822V-AK-7	CROWN CASTLE INC SENIOR CORP_BND	..0..	1		.. 2.B FE ..	3,984,600	..92.8320	3,713,260	4,000,000	3,991,514		1,472			..3.800	..3.846	FA	57,422	152,000	..01/09/2018	..02/15/2028
22822V-AQ-4	CROWN CASTLE INC SENIOR CORP_BND	..0..	1		.. 2.B FE ..	14,647,268	..77.9440	10,717,341	13,750,000	14,615,532		(18,250)			..4.150	..3.776	JJ	285,313	555,063	..03/02/2022	..07/01/2050
22822V-AJ-9	CROWN CASTLE INC SENIOR CORP_BND	..0..	1		.. 2.B FE ..	9,070,200	..68.5770	6,857,690	10,000,000	9,128,635		33,445			..2.900	..3.553	AO	72,500	290,000	..03/02/2021	..04/01/2041
22966R-AC-0	CUBESMART LP SENIOR CORP_BND	..0..	1		.. 2.B FE ..	1,994,700	..95.9610	1,919,210	2,000,000	1,998,279		555			..4.000	..4.032	MN	10,222	80,000	..10/19/2015	..11/15/2025
22966R-AD-8	CUBESMART LP SENIOR CORP_BND	..0..	1		.. 2.B FE ..	14,925,600	..91.9600	13,794,045	15,000,000	14,970,150		7,561			..3.125	..3.183	MS	156,250	468,750	..08/08/2016	..09/01/2026
22966R-AG-1	CUBESMART LP SENIOR CORP_BND	..0..	2		.. 2.B FE ..	48,625	..75.2910	37,646	50,000	48,771		136			..2.000	..2.334	FA	378	1,000	..12/02/2021	..02/15/2031
22976#-AA-8	CTL 2016 - 05 TR DOW CHEMICAL SECURED C	..0..			.. 2.B ..	4,198,414	..90.5330	3,800,970	4,198,414	4,198,414					..4.010	..4.043	MON	7,483	168,362	..07/14/2016	..10/15/2036
22977#-AA-9	PENNSYLVANIA MANUFACTURERS ASS CORP_BND	..0..			.. 1.E ..	20,019,734	..79.4710	15,909,883	20,019,734	20,019,734					..3.870	..3.870	MON	34,434	774,953	..12/15/2016	..12/15/2038
231021-AJ-9	CUMMINS INC SENIOR CORP_BND	..0..	1		.. 1.E FE ..	19,078,190	..95.0520	16,158,755	18,770,348	18,770,348		(55,164)			..4.875	..4.112	AO	207,188	828,750	..01/13/2017	..10/01/2043
231021-AS-5	CUMMINS INC SENIOR CORP_BND	..0..	2		.. 1.F FE ..	11,201,976	..62.6710	7,865,248	12,550,000	11,229,053		27,074			..2.600	..3.174	MS	108,767	326,300	..02/01/2022	..09/01/2050
23157#-AH-2	CURTISS-WRIGHT CORPORATION CORP_BND	..0..			.. 2.C ..	4,500,000	..90.9390	4,092,255	4,500,000	4,500,000					..4.050	..4.050	FA	63,281	182,250	..02/26/2013	..02/26/2028
232820-AJ-9	CYTEC INDUSTRIES INC SENIOR CORP_BND	..0..	1		.. 2.B FE ..	2,085,363	..99.9870	2,099,735	2,100,000	2,099,572		1,682			..3.500	..3.583	AO	18,375	36,750	..02/26/2013	..04/01/2023
232820-AK-6	CYTEC INDUSTRIES INC SENIOR CORP_BND	..0..			.. 2.B FE ..	4,997,950	..95.4140	4,770,675	5,000,000	4,999,454		219			..3.950	..3.955	MN	32,917	197,500	..11/05/2014	..05/01/2025
23311V-AH-0	DCP MIDSTREAM OPERATING LP SENIOR CORP_B	..0..	1		.. 2.C FE ..	1,511,250	..96.2500	1,443,750	1,500,000	1,508,661		(1,156)			..5.125	..5.015	MN	9,823	76,875	..08/03/2020	..05/15/2029
23338V-AB-2	DTE ELECTRIC COMPANY SECURED CORP_BND	..0..	1		.. 1.F FE ..	12,946,830	..98.3380	12,783,927	13,000,000	12,992,872		5,684			..3.650	..3.697	MS	139,714	474,500	..08/20/2013	..03/15/2024
23338V-AL-0	DTE ELECTRIC COMPANY SECURED CORP_BND	..0..	2		.. 1.F FE ..	52,129	..68.2600	34,130	50,000	52,074		(51)			..2.950	..2.730	MS	492	1,475	..12/02/2021	..03/01/2050
23357*-AG-6	DTE GAS CO CORP_BND	..0..			.. 1.F ..	9,000,000	..76.5270	6,887,430	9,000,000	9,000,000					..4.070	..4.070	JD	16,280	366,300	..12/15/2016	..12/15/2046
233851-CJ-6	MERCEDES-BENZ FINANCE NORTH AM SENIOR CO	..0..	1		.. 1.G FE ..	9,959,800	..94.0720	9,407,190	10,000,000	9,982,175		4,068			..3.450	..3.498	JJ	167,708	345,000	..01/03/2017	..01/06/2027

ANNUAL STATEMENT FOR THE YEAR 2022 OF THE AMERICAN EQUITY INVESTMENT LIFE INSURANCE COMPANY

SCHEDULE D - PART 1

Showing All Long-Term BONDS Owned December 31 of Current Year

1	2	Codes			6	7	Fair Value		10	11	Change in Book/Adjusted Carrying Value				Interest					Dates	
		3	4	5			8	9			12	13	14	15	16	17	18	19	20	21	22
CUSIP Identification	Description	C o d e	F o r e i g n	Bond Char	NAIC Designation, NAIC Designation Modifier and SVO Administrative Symbol	Actual Cost	Rate Used to Obtain Fair Value	Fair Value	Par Value	Book/ Adjusted Carrying Value	Unrealized Valuation Increase/ (Decrease)	Current Year's (Amor-tization) Accretion	Current Year's Other-Than-Temporary Impairment Recognized	Total Foreign Exchange Change in Book/ Adjusted Carrying Value	Rate of	Effective Rate of	When Paid	Admitted Amount Due and Accrued	Amount Received During Year	Acquired	Stated Contractual Maturity Date
233853-AG-5	DAIMLER TRUCK FINANCE NORTH AM SENIOR CO				2.A FE	41,576,966	83.5850	34,859,208	41,705,000	41,594,779		17,021			2.375	2.423	JD	46,773	990,494	12/02/2021	12/14/2028
23386#-AV-4	DAIRY FARMERS OF AMERICA INC SENIOR CORP				2.B FE	3,000,000	96.5030	2,895,081	3,000,000	3,000,000					5.030	5.030	JJ	74,612	150,900	01/03/2019	01/03/2034
235851-AR-3	DANAHER CORPORATION SENIOR CORP_BND		1		1.G FE	22,305,020	90.2480	18,094,724	20,050,000	21,978,070		203,256			4.375	3.726	MS	258,283	877,188	12/02/2021	09/15/2045
237194-AM-7	DARDEN RESTAURANTS INC SENIOR CORP_BND		2		2.B FE	59,329	75.9340	37,967	50,000	59,084		(230)			4.550	3.449	FA	859	2,275	12/02/2021	02/15/2048
244199-BD-6	DEERE & CO SENIOR CORP_BND				1.F FE	7,563,989	103.8260	7,973,829	7,680,000	7,503,462		(351,707)			5.375	5.017	AO	86,000	412,800	04/11/2011	10/16/2029
244199-BF-1	DEERE & CO SENIOR CORP_BND		2		1.F FE	11,069,410	89.1510	10,163,157	11,400,000	11,135,631		13,980			3.900	4.073	JD	27,170	444,600	12/02/2021	06/09/2042
244199-BG-9	DEERE & CO SENIOR CORP_BND		1		1.F FE	31,457,990	72.0360	23,051,456	32,000,000	31,496,470		163,162			2.875	2.960	MS	291,333	920,000	09/20/2019	09/07/2049
24618#-AL-4	DELAWARE NORTH COMPANIES INC CORP_BND				3.A	4,000,000	84.1910	3,367,638	4,000,000	4,000,000					4.290	4.290	JD	5,243	171,600	12/20/2017	12/20/2032
24703D-BG-5	DELL INTERNATIONAL LLC SENIOR CORP_BND 1		2		2.B FE	38,221,086	61.4980	25,829,328	42,000,000	38,279,427		58,313			3.450	3.959	JD	64,400	1,457,050	05/11/2022	12/15/2051
24703T-AJ-5	DELL INTERNATIONAL LLC SECURED CORP_BND		2		2.B FE	11,433,985	112.9840	8,473,793	7,500,000	11,175,916		(220,559)			8.100	3.411	JJ	280,125	607,500	11/09/2021	07/15/2036
24710X-AF-5	DELMARVA POWER & LIGHT COMPANY SENIOR CO				2.A FE	6,400,020	106.8960	5,879,269	5,500,000	5,815,699		(66,210)			7.720	6.110	FA	176,917	424,600	12/07/2010	02/01/2027
247361-ZX-9	SKYMILES IP LTD SECURED CORP_BND 144A				2.C FE	6,886,800	101.8750	6,112,500	6,000,000	6,620,706		(255,559)			7.000	2.412	MN	70,000	420,000	12/14/2021	05/01/2025
24736Y-AA-4	DELTA AIR LINES 2015-1 PASS TH SENIOR CO				2.A FE	3,476,494	88.3580	3,071,757	3,476,494	3,476,494					3.875	3.875	JJ	56,505	134,714	08/10/2015	01/30/2029
250847-EH-9	DTE ELECTRIC COMPANY SECURED CORP_BND		1		1.F FE	3,258,870	83.2510	2,497,524	3,000,000	3,194,067		(7,158)			4.500	3.996	MS	45,000	135,000	01/12/2012	09/01/2041
25245B-AA-5	DIAGEO INVESTMENT CORPORATION SENIOR COR		1		1.G FE	4,938,650	87.8750	4,393,750	5,000,000	4,950,515		1,607			4.250	4.326	MN	29,514	212,500	08/05/2014	05/11/2042
252747-AF-7	VALERO ENERGY CORPORATION SENIOR CORP_BN				2.B FE	4,130,280	106.3310	4,253,224	4,000,000	4,041,947		(10,174)			7.650	7.305	JJ	153,000	306,000	02/01/2010	07/01/2026
25278X-AQ-2	DIAMONDBACK ENERGY INC SENIOR CORP_BND		2		2.B FE	18,231,205	75.9760	12,205,544	16,065,000	18,183,191		(43,229)			4.400	3.641	MS	190,460	706,860	11/17/2021	03/24/2051
253393-AG-7	DICKS SPORTING GOODS INC SENIOR CORP_BND		2		2.C FE	11,538,490	65.2180	7,569,166	11,606,000	11,539,668		1,178			4.100	4.134	JJ	219,418	239,245	01/14/2022	01/15/2052
254010-AD-3	DIGNITY HEALTH SENIOR CORP_BND		1		1.G FE	5,674,624	97.1330	5,449,144	5,610,000	5,625,022		(7,806)			3.812	3.659	MN	35,642	213,853	12/09/2015	11/01/2024
25466A-AJ-0	DISCOVER BANK SENIOR CORP_BND				2.B FE	3,995,640	92.0310	3,681,244	4,000,000	3,998,268		448			3.450	3.463	JJ	59,033	138,000	07/21/2016	07/27/2026
25466A-AP-6	DISCOVER BANK SENIOR CORP_BND		2		2.B FE	9,985,000	93.8340	9,383,430	10,000,000	9,990,616		1,407			4.650	4.669	MS	139,500	465,000	09/10/2018	09/13/2028
254687-DH-6	WALT DISNEY CO SENIOR CORP_BND				2.A FE	2,948,376	108.5110	2,897,252	2,670,000	2,835,485		(38,683)			7.430	5.575	AO	49,595	198,381	11/27/2019	10/01/2026
254687-DV-5	WALT DISNEY CO SENIOR CORP_BND				1.G FE	3,876,241	110.6930	4,206,345	3,800,000	3,863,338		(5,070)			6.550	6.326	MS	73,287	248,900	11/27/2019	03/15/2033
254687-EK-8	WALT DISNEY CO SENIOR CORP_BND 144A				2.A FE	704,602	110.4170	717,711	650,000	698,833		(2,065)			6.750	5.985	JJ	20,963	43,875	11/27/2019	01/09/2038
254687-EX-0	WALT DISNEY CO SENIOR CORP_BND		2		1.G FE	66,549	94.6910	47,345	50,000	66,016		(499)			4.950	2.974	AO	523	2,475	12/02/2021	10/15/2045
254687-FM-3	WALT DISNEY CO SENIOR CORP_BND		1		2.A FE	3,775,320	66.7550	2,670,200	4,000,000	3,784,167		5,186			2.750	3.047	MS	36,667	110,000	04/14/2021	09/01/2049
25468P-BW-5	TWDC ENTERPRISES 18 CORP SENIOR CORP_BND				2.A FE	14,793,610	113.2620	14,157,800	12,500,000	13,791,169		(107,151)			7.000	5.537	MS	291,667	875,000	05/04/2011	03/01/2032
25468P-CP-9	TWDC ENTERPRISES 18 CORP SENIOR CORP_BND				2.A FE	5,116,850	89.0270	4,451,335	5,000,000	5,093,430		(3,245)			4.375	4.229	FA	82,031	218,750	07/24/2014	08/16/2041
25468P-CR-5	TWDC ENTERPRISES 18 CORP SENIOR CORP_BND		1		2.A FE	24,685,050	86.5050	21,626,250	25,000,000	24,754,459		13,456			4.125	4.201	JD	85,938	1,031,250	07/24/2014	12/01/2041
25470D-AS-8	DISCOVERY COMMUNICATIONS LLC SENIOR CORP				2.C FE	4,821,100	94.5250	4,726,255	5,000,000	4,944,143		23,781			3.450	3.984	MS	50,792	172,500	03/05/2017	03/15/2025
25470D-AT-6	DISCOVERY COMMUNICATIONS LLC SENIOR CORP				2.C FE	4,995,000	81.2510	4,062,550	5,000,000	4,995,877		186			5.000	5.008	MS	70,139	250,000	09/07/2017	09/20/2037
25470D-AT-6	DISCOVERY COMMUNICATIONS LLC SENIOR CORP		2		2.C FE	6,196,700	75.0710	3,753,565	5,000,000	6,161,700		(29,039)			5.200	3.734	MS	72,944	260,000	10/13/2021	09/20/2047
256141-AB-8	DOCTORS CO SENIOR CORP_BND 144A		2		2.B FE	10,000,000	81.1980	8,119,830	10,000,000	10,000,000					4.500	4.498	JJ	203,750	225,000	01/12/2022	01/18/2032
256677-AH-8	DOLLAR GENERAL CORPORATION SENIOR CORP_B				2.B FE	59,185	80.5560	40,278	50,000	58,960		(210)			4.125	3.131	AO	504	2,063	12/02/2021	04/03/2050
257469-AJ-5	DOMINION ENERGY INC SENIOR CORP_BND				2.B FE	8,981,928	97.9280	8,128,016	8,300,000	8,762,949		(33,340)			5.250	4.579	FA	181,563	435,750	05/18/2015	08/01/2033
25746U-BQ-1	DOMINION ENERGY INC SENIOR CORP_BND		1		2.B FE	11,191,600	78.6200	7,861,990	10,000,000	11,122,519		(41,498)			4.050		MS	119,250	405,000	05/23/2019	09/15/2042
260003-AK-4	DOVER CORP SENIOR CORP_BND				2.A FE	16,463,216	96.5940	15,884,933	16,445,000	16,457,359		(921)			5.375	5.366	MS	294,640	883,919	06/07/2011	03/01/2041
260543-BY-8	DOW CHEMICAL COMPANY THE SENIOR CORP_BN				2.A FE	16,070,580	131.9830	11,878,434	9,000,000	15,712,408		(301,671)			9.400	3.415	MN	108,100	846,000	10/20/2021	05/15/2039
260543-CE-1	DOW CHEMICAL COMPANY THE SENIOR CORP_BN		1		2.A FE	24,421,330	94.4930	21,718,900	23,000,000	24,184,221		(39,358)			5.250		MN	154,292	1,207,500	05/23/2019	11/15/2041
260543-CK-7	DOW CHEMICAL COMPANY THE SENIOR CORP_BN		1		2.A FE	9,763,600	90.5470	9,054,680	10,000,000	9,837,395		10,354			4.250	4.429	AO	106,250	425,000	09/09/2014	10/01/2034
260543-CY-7	DOW CHEMICAL COMPANY THE SENIOR CORP_BN		1		2.A FE	16,944,881	98.7650	17,777,754	18,000,000	16,982,248		(1,004,271)			4.800	4.813	MN	74,400	864,000	11/26/2019	11/30/2028
260543-DD-2	DOW CHEMICAL COMPANY THE SENIOR CORP_BN		1		2.A FE	28,936,560	72.7140	20,359,864	28,000,000	28,904,189		(20,024)			3.600	3.416	MN	128,800	1,008,000	04/15/2021	11/15/2050
26078J-AC-4	DUPONT DE NEMOURS INC SENIOR CORP_BND				2.A FE	7,723,590	98.4730	6,893,131	7,000,000	7,531,065		(188,366)			4.493	1.643	MN	40,187	314,510	12/21/2021	11/15/2025
26078J-AE-0	DUPONT DE NEMOURS INC SENIOR CORP_BND				2.A FE	48,242,495	96.7100	48,500,065	50,150,000	48,084,097		(3,392,291)			5.319	5.056	MN	340,844	2,667,479	12/02/2021	11/15/2038
26138E-AS-8	KEURIG DR PEPPER INC SENIOR CORP_BND		1		2.B FE	4,970,150	96.3090	4,815,425	5,000,000	4,990,376		3,135			3.400	3.471	MN	21,722	170,000	10/29/2015	11/15/2025

ANNUAL STATEMENT FOR THE YEAR 2022 OF THE AMERICAN EQUITY INVESTMENT LIFE INSURANCE COMPANY

SCHEDULE D - PART 1

Showing All Long-Term BONDS Owned December 31 of Current Year

1	2	Codes			6	7	Fair Value		10	11	Change in Book/Adjusted Carrying Value				Interest					Dates	
		3	4	5			8	9			12	13	14	15	16	17	18	19	20	21	22
CUSIP Identification	Description	C o d e	F o r e i g n	Bond Char	NAIC Designation, NAIC Designation Modifier and SVO Administrative Symbol	Actual Cost	Rate Used to Obtain Fair Value	Fair Value	Par Value	Book/ Adjusted Carrying Value	Unrealized Valuation Increase/ (Decrease)	Current Year's (Amor-tization) Accretion	Current Year's Other-Than-Temporary Impairment Recognized	Total Foreign Exchange Change in Book/ Adjusted Carrying Value	Rate of	Effective Rate of	When Paid	Admitted Amount Due and Accrued	Amount Received During Year	Acquired	Stated Contractual Maturity Date
26138E-AT-6	KEURIG DR PEPPER INC SENIOR CORP_BND0..	1	2.B FE	5,304,42085.5140	4,318,452	5,050,000	5,279,635	(6,135)4.500	4.184	MN	29,038	227,250	12/02/2021	11/15/2045
26138E-AY-5	KEURIG DR PEPPER INC SENIOR CORP_BND0..	2	2.B FE	1,527,51083.2930	1,249,397	1,500,000	1,527,086	(424)4.420	4.297	JD	2,947	66,300	03/21/2022	12/15/2046
264399-ED-4	DUKE ENERGY CAROLINAS LLC SENIOR CORP_BN0..	2.A FE	7,343,280107.7200	7,540,386	7,000,000	7,337,778	(5,502)6.450	5.797	AO	95,317	225,750	10/12/2022	10/15/2032
26439R-AK-2	SPECTRA ENERGY CAPITAL LLC SENIOR CORP_B0..	1	2.B FE	6,592,60697.6360	6,128,593	6,277,000	6,460,559	(14,495)6.750	6.323	FA	160,064	423,698	03/08/2010	02/15/2032
26441C-AT-2	DUKE ENERGY CORP SENIOR CORP_BND0..	1	2.B FE	3,876,20074.1950	2,967,780	4,000,000	3,889,128	2,7993.750	3.931	MS	50,000	150,000	01/23/2018	09/01/2046
26441C-AX-3	DUKE ENERGY CORP SENIOR CORP_BND0..	1	2.B FE	5,983,14092.2350	5,534,106	6,000,000	5,991,566	1,6693.150	3.183	FA	71,400	189,000	08/07/2017	08/15/2027
26441C-AY-1	DUKE ENERGY CORP SENIOR CORP_BND0..	1	2.B FE	11,014,40075.7440	7,574,400	10,000,000	10,971,669	(25,811)3.950	3.359	FA	149,222	395,000	04/21/2021	08/15/2047
26441C-BL-8	DUKE ENERGY CORP SENIOR CORP_BND0..	2	2.B FE	2,014,23681.7250	1,634,496	2,000,000	2,012,735	(1,412)2.550	2.462	JD	2,267	51,000	12/06/2021	06/15/2031
26441Y-AZ-0	DUKE REALTY PARTNERSHIP LTD SENIOR CORP	1	1.G FE	5,201,17593.7820	4,923,539	5,250,000	5,231,090	5,0413.250	3.360	JD	474	170,625	06/16/2016	06/30/2026
26441Y-BA-4	DUKE REALTY PARTNERSHIP LTD SENIOR CORP	1	1.G FE	5,208,10091.3880	4,569,405	5,000,000	5,126,943	(24,887)3.375	2.796	JD	7,500	168,750	08/13/2019	12/15/2027
26441Y-BB-2	DUKE REALTY PARTNERSHIP LTD SENIOR CORP	1	1.G FE	5,193,61592.9140	4,877,980	5,250,000	5,215,094	5,3244.000	4.132	MS	61,833	210,750	09/04/2018	09/15/2028
266233-AB-1	DUQUESNE LIGHT HOLDINGS INC SENIOR CORP0..	1	2.C FE	7,384,27594.9670	7,122,525	7,500,000	7,425,295	3,7656.250	6.366	FA	177,083	468,750	01/12/2006	08/15/2035
266233-AG-0	DUQUESNE LIGHT HOLDINGS INC SENIOR CORP	1	2.C FE	10,000,00089.4870	8,948,740	10,000,000	10,000,0003.616	3.614	FA	150,667	361,600	07/19/2017	08/01/2027
266233-AJ-4	DUQUESNE LIGHT HOLDINGS INC SENIOR CORP0..	2	2.C FE	50,05278.7110	39,355	50,000	50,047	(4)2.775	2.763	JJ	671	1,388	12/02/2021	01/07/2032
26875P-AN-1	EOG RESOURCES INC SENIOR CORP_BND0..	1	1.G FE	1,963,54089.6130	1,792,264	2,000,000	1,970,869	1,8053.900	4.052	AO	19,500	78,000	09/06/2018	04/01/2035
26875P-AQ-4	EOG RESOURCES INC SENIOR CORP_BND0..	1	1.G FE	4,517,60095.2610	3,810,448	4,000,000	4,413,034	(24,889)5.100	4.042	JJ	94,067	204,000	03/14/2019	01/15/2036
26882P-AR-3	ERAC USA FINANCE LLC SENIOR CORP_BND 144	1	2.A FE	3,560,250105.2650	3,157,962	3,000,000	3,377,434	(23,666)6.700	5.223	JD	16,750	201,000	06/13/2013	06/01/2034
26882P-BE-1	ERAC USA FINANCE LLC SENIOR CORP_BND 1440..	1	2.A FE	5,383,773109.0060	6,093,458	5,590,000	5,434,400	5,6987.000	7.311	AO	82,608	391,300	10/26/2009	10/15/2037
26884A-BB-8	ERP OPERATING LP SENIOR CORP_BND0..	2	1.G FE	63,22785.1610	42,580	50,000	62,761	(437)4.500	2.873	JJ	1,125	2,250	12/02/2021	07/01/2044
26884A-BF-9	ERP OPERATING LP SENIOR CORP_BND	1	1.G FE	21,879,22091.9560	20,230,210	22,000,000	21,949,867	12,1902.850	2.913	MN	104,500	627,000	10/05/2016	11/01/2026
26884A-BH-5	ERP OPERATING LP SENIOR CORP_BND0..	1	1.G FE	14,685,86077.6880	11,653,125	15,000,000	14,718,165	6,5264.000	4.122	FA	250,000	600,000	07/31/2017	08/01/2047
26884T-AS-1	ERAC USA FINANCE LLC SENIOR CORP_BND 1440..	2	2.A FE	60,01878.5370	39,268	50,000	59,717	(282)4.200	3.032	MN	350	2,100	12/02/2021	11/01/2046
26884U-A*-0	EPR PROPERTIES CORP_BND	2.C FE	10,000,00094.5040	9,450,400	10,000,000	10,000,000	(168,241)4.350	4.350	FA	155,875	435,000	08/22/2016	08/22/2024
26885B-AB-6	EQM MIDSTREAM PARTNERS LP SENIOR CORP_BN0..	1	3.C FE	2,013,34089.0000	1,780,000	2,000,000	2,006,031	(1,474)4.125	4.037	JD	6,875	82,500	07/07/2017	12/01/2026
26885B-AC-4	EQM MIDSTREAM PARTNERS LP SENIOR CORP_BN	1	3.C FE	4,976,90088.7500	4,437,500	5,000,000	4,985,866	2,1255.500	5.560	JJ	126,806	275,000	06/20/2018	07/15/2028
26969P-AB-4	EAGLE MATERIALS INC SENIOR CORP_BND0..	2	2.B FE	49,39078.6620	39,331	50,000	49,451	572.500	2.645	JJ	625	1,250	12/02/2021	07/01/2031
26986*-AA-1	EAGLE SOLAR LLC CORP_BND0..	3.A	4,254,84991.4000	3,888,924	4,254,849	4,254,8494.820	4.820	JD	570	205,084	11/01/2018	12/31/2042
27326#-AB-2	EAST KENTUCKY PIWR COOPERATIVE CORP_BND	2.A	9,840,00080.9660	7,967,054	9,840,000	9,840,0004.610	4.610	FA	182,710	453,624	02/06/2014	02/06/2044
27616#-AF-2	EASTERLY GOVERNMENT PROPERTIES CORP_BND	2.B	40,000,00080.6800	32,272,000	40,000,000	40,000,0003.980	3.980	MS	482,022	1,592,000	09/12/2019	09/12/2034
276480-AB-6	EASTERN GAS TRANSMISSION AND S SENIOR CO0..	2	1.G FE	12,111,70771.3330	7,846,652	11,000,000	12,103,344	(8,364)3.900	3.326	MN	54,817	214,500	08/24/2022	11/15/2049
277432-AD-2	EASTMAN CHEMICAL COMPANY SENIOR CORP_BND0..	2.B FE	17,316,357106.3450	18,242,404	17,154,000	17,310,098	(1,179,736)7.600	5.808	FA	543,210	1,303,704	01/03/2011	02/01/2027
277432-AL-4	EASTMAN CHEMICAL COMPANY SENIOR CORP_BND0..	1	2.B FE	7,009,66584.4490	5,953,683	7,050,000	7,020,712	8064.800	4.832	MS	112,800	338,400	12/02/2021	09/01/2042
277432-AW-0	EASTMAN CHEMICAL COMPANY SENIOR CORP_BND0..	1	2.B FE	9,440,37494.7360	9,473,630	10,000,000	9,463,855	(472,234)4.500	4.609	JD	37,500	450,000	10/30/2018	12/01/2028
278058-AY-8	EATON CORPORATION SENIOR CORP_BND	2.A FE	12,182,44496.6920	10,495,884	10,855,000	11,722,262	(55,962)5.450	4.554	AO	124,893	591,598	02/25/2013	10/15/2034
278058-DB-5	EATON CORPORATION SENIOR CORP_BND0..	1	2.A FE	1,313,45096.9710	1,212,141	1,250,000	1,293,932	(2,072)5.800	5.437	MS	21,347	72,500	08/20/2010	03/15/2037
278062-AD-6	EATON CORPORATION SENIOR CORP_BND	1	2.A FE	19,294,53492.7870	17,443,881	18,800,000	19,100,293	(25,068)4.000	3.802	MN	123,244	752,000	12/02/2021	11/02/2032
278062-AE-4	EATON CORPORATION SENIOR CORP_BND	1	2.A FE	976,03085.4180	854,177	1,000,000	980,514	6134.150	4.297	MN	6,801	41,500	07/25/2014	11/02/2042
278265-AD-5	MORGAN STANLEY SENIOR CORP_BND0..	1	1.G FE	2,488,00099.2990	2,482,485	2,500,000	2,499,351	1,3893.625	3.683	JD	4,028	90,625	06/14/2013	06/15/2023
278265-AE-3	MORGAN STANLEY SENIOR CORP_BND	1	1.G FE	9,963,20093.3710	9,337,080	10,000,000	9,982,722	3,6923.500	3.544	AO	82,639	350,000	04/03/2017	04/06/2027
278642-AV-5	EBAY INC SENIOR CORP_BND0..	2	2.A FE	6,372,00993.7400	5,905,601	6,300,000	6,348,933	(22,582)1.900	1.525	MS	36,575	119,700	12/21/2021	03/11/2025
278642-AZ-6	EBAY INC SENIOR CORP_BND0..	2	2.A FE	55,19772.5130	36,257	50,000	55,076	(113)3.650	3.103	MN	259	1,825	12/02/2021	05/10/2051
278865-AW-2	ECOLAB INC SENIOR CORP_BND	1	1.G FE	13,145,473100.7190	12,030,885	11,945,000	12,888,959	(29,863)5.500	4.857	JD	41,973	656,975	03/14/2012	12/08/2041
278865-AW-0	ECOLAB INC SENIOR CORP_BND0..	2	1.G FE	5,478,72675.2930	4,291,684	5,700,000	5,483,060	4,3343.700	3.948	MN	35,150	210,900	03/23/2022	11/01/2046
278865-BA-7	ECOLAB INC SENIOR CORP_BND0..	1	1.G FE	9,948,09482.5250	8,252,540	10,000,000	9,953,202	1,0833.950	3.980	JD	32,917	395,000	04/19/2018	12/01/2047
278865-BG-4	ECOLAB INC SENIOR CORP_BND0..	2	1.G FE	45,49356.5840	28,292	50,000	45,609	1092.125	2.571	FA	401	1,063	12/02/2021	08/15/2050

ANNUAL STATEMENT FOR THE YEAR 2022 OF THE AMERICAN EQUITY INVESTMENT LIFE INSURANCE COMPANY

SCHEDULE D - PART 1

Showing All Long-Term BONDS Owned December 31 of Current Year

1	2	Codes			6	7	Fair Value		10	11	Change in Book/Adjusted Carrying Value				Interest					Dates	
		3	4	5			8	9			12	13	14	15	16	17	18	19	20	21	22
CUSIP Identification	Description	C o d e	F o r e i g n	Bond Char	NAIC Designation, NAIC Designation Modifier and SVO Administrative Symbol	Actual Cost	Rate Used to Obtain Fair Value	Fair Value	Par Value	Book/ Adjusted Carrying Value	Unrealized Valuation Increase/ (Decrease)	Current Year's (Amor-tization) Accretion	Current Year's Other-Than-Temporary Impairment Recognized	Total Foreign Exchange Change in Book/ Adjusted Carrying Value	Rate of	Effective Rate of	When Paid	Admitted Amount Due and Accrued	Amount Received During Year	Acquired	Stated Contractual Maturity Date
278865-BN-9	ECOLAB INC SENIOR CORP_BND			2	1.G FE	39,976,816	.63.0890	25,282,997	40,075,000	39,979,069		2,160			2.700	2.712	JD	48,090	1,082,025	12/06/2021	12/15/2051
27965#-AN-2	EDENS INVESTMENT TRUST CORP_BND				2.B PL	8,000,000	.87.8670	7,029,360	8,000,000	8,000,000					3.630	3.630	MN	34,687	290,400	05/18/2015	05/18/2027
27965#-AP-7	EDENS LP CORP_BND				2.B PL	15,000,000	.82.7890	12,418,350	15,000,000	15,000,000					3.780	3.780	MN	67,725	567,000	05/18/2015	05/18/2030
283677-AW-2	EL PASO ELECTRIC COMPANY SENIOR CORP_BND	..0.		1	2.B FE	20,003,460	.97.3470	18,038,344	18,530,000	19,517,094		(92,392)			6.000	5.379	MN	142,063	1,111,800	04/10/2012	05/15/2035
283677-F*-8	EL PASO ELECTRIC COMPANY CORP_BND				2.B	9,484,000	.94.8400	9,484,000	10,000,000	9,484,000			516,000		4.220	4.220	FA	159,422	422,000	06/28/2018	08/15/2028
28370T-AD-1	KINDER MORGAN ENERGY PARTNERS SENIOR COR	..0.		1	2.B FE	3,839,910	.110.3090	3,309,282	3,000,000	3,733,145		(24,010)			7.500	5.358	MN	28,750	225,000	01/22/2018	11/15/2040
28370T-AF-6	KINDER MORGAN ENERGY PARTNERS SENIOR COR	..0.		1	2.B FE	21,507,200	.82.6830	16,536,560	20,000,000	21,453,599		(51,360)			4.700	4.136	MN	156,667	940,000	10/19/2012	11/01/2042
28501*-AQ-8	ELECTRIC TRANSMISSION TEXAS LL CORP_BND				2.B	15,000,000	.92.0720	13,810,800	15,000,000	15,000,000					4.650	4.650	JJ	302,250	697,500	07/25/2012	07/25/2032
28501*-AT-2	ELECTRIC TRANSMISSION TEXAS LL CORP_BND				2.B	1,000,000	.94.5490	945,490	1,000,000	1,000,000					3.600	3.600	MN	4,200	36,000	11/19/2013	11/19/2025
285512-AD-1	ELECTRONIC ARTS INC SENIOR CORP_BND	..0.		1	2.A FE	52,203,587	.99.8750	50,936,199	51,000,000	51,101,536		(1,474,715)			4.800	3.911	MS	816,000	2,448,000	01/03/2022	03/01/2026
285512-AE-9	ELECTRONIC ARTS INC SENIOR CORP_BND	..0.		2	2.A FE	47,855	.78.8090	39,405	50,000	48,082		212			1.850	2.372	FA	349	925	12/02/2021	02/15/2031
286857-B*-7	ELIZABETHTOWN GAS CO CORP_BND				1.G	7,000,000	.78.5810	5,500,670	7,000,000	7,000,000					4.290	4.290	JD	9,176	300,300	12/20/2018	12/20/2038
286857-D*-5	ELIZABETHTOWN GAS CO CORP_BND				1.G	5,000,000	.74.0530	3,702,650	5,000,000	5,000,000					2.940	2.940	JD	1,633	147,000	12/27/2019	12/27/2031
28932M-AD-7	ELM ROAD GENERATING STATION SU SECURED C	..0.			1.F FE	10,000,000	.98.3450	9,834,510	10,000,000	10,000,000					6.090	6.089	FA	236,833	609,000	02/03/2010	02/11/2040
28932M-AG-0	ELM ROAD GENERATING STATION SU SENIOR CO	..0.			1.F FE	6,286,616	.95.1410	5,275,343	5,544,780	5,885,482		(40,902)			4.673	3.111	JJ	116,598	259,111	01/31/2022	01/19/2031
28932M-AJ-4	ELM ROAD GENERATING STATION SU SECURED C				1.F FE	10,830,885	.97.1510	9,472,242	9,750,000	10,527,211		(14,504)			5.848	5.029	JJ	256,581	570,180	07/01/2013	01/19/2041
291011-BB-9	EMERSON ELECTRIC CO SENIOR CORP_BND	..0.		1	1.F FE	4,124,095	.105.4830	4,219,324	4,000,000	4,125,419		(365)			6.125	5.822	AO	51,722	91,875	11/16/2022	04/15/2039
291011-BD-5	EMERSON ELECTRIC CO SENIOR CORP_BND	..0.		1	1.F FE	8,052,870	.98.2710	6,878,935	7,000,000	7,906,574		(36,413)			5.250	4.173	MN	46,958	367,500	09/06/2018	11/15/2039
291011-BG-8	EMERSON ELECTRIC CO SENIOR CORP_BND			1	1.F FE	30,453,462	.96.4560	29,467,186	30,550,000	30,523,928		10,221			3.150	3.187	JD	80,194	962,325	05/18/2015	06/01/2025
291011-BM-5	EMERSON ELECTRIC CO SENIOR CORP_BND	..0.		2	1.F FE	50,078	.65.0430	32,521	50,000	50,076		(1)			2.750	2.742	AO	290	1,375	12/02/2021	10/15/2050
29157T-AE-6	EMORYUNIVERSITY SENIOR CORP_BND			2	1.C FE	54,505	.67.3010	33,651	50,000	54,387		(111)			2.969	2.521	MS	495	1,485	12/02/2021	09/01/2050
29250R-AD-8	ENBRIDGE ENERGY LP SENIOR CORP_BND	..0.		1	2.A FE	13,021,458	.98.7650	12,313,045	12,467,000	12,805,403		(20,403)			5.950	5.601	JD	61,816	741,787	09/09/2010	06/01/2033
29250R-AT-3	ENBRIDGE ENERGY LP SENIOR CORP_BND	..0.		1	2.A FE	3,182,715	.93.3980	3,268,934	3,500,000	3,185,207		(319,846)			5.500	5.487	MS	56,681	192,500	09/08/2010	09/15/2040
29273R-AP-4	ETP LEGACY LP SENIOR CORP_BND	..0.		1	2.C FE	4,987,350	.94.5140	4,725,705	5,000,000	4,990,084		287			6.050	6.068	JD	25,208	302,500	05/09/2011	06/01/2041
29278N-AF-0	ETP LEGACY LP SENIOR CORP_BND	..0.		1	2.C FE	1,996,380	.96.4090	1,928,180	2,000,000	1,997,825		339			4.950	4.973	JD	4,400	99,000	06/05/2018	06/15/2028
29364G-AK-9	ENTERGY CORPORATION SENIOR CORP_BND			2	2.B FE	21,621,800	.74.2390	14,847,700	20,000,000	21,585,114		(35,899)			3.750	3.304	JD	33,333	750,000	12/21/2021	06/15/2050
29364G-BQ-5	ENTERGY CORPORATION SENIOR CORP_COR	..0.		1	2.B FE	1,097,258	.83.7830	837,828	1,000,000	1,074,653		(9,660)			2.800	1.695	JD	1,244	28,000	08/18/2020	06/15/2030
29365#-AB-2	ENTERGY NEW ORLEANS LLC CORP_BND				2.B	3,000,000	.94.9070	2,847,210	3,000,000	3,000,000					3.000	3.000	MS	26,500	90,000	03/11/2020	03/15/2025
29365#-AC-0	ENTERGY NEW ORLEANS LLC CORP_BND				2.B YE	12,000,000	.78.8090	9,457,080	12,000,000	12,000,000					3.750	3.750	MS	132,500	450,000	03/11/2020	03/15/2040
29379V-AG-8	ENTERPRISE PRODUCTS OPERATING SENIOR COR	..0.		1	2.A FE	1,375,998	.108.8900	1,426,463	1,310,000	1,357,464		(3,233)			6.875	6.385	MS	30,021	90,063	02/25/2016	03/01/2033
29379V-AP-4	ENTERPRISE PRODUCTS OPERATING SENIOR COR	..0.		1	2.A FE	5,363,925	.106.0340	4,771,548	4,500,000	5,168,504		(42,215)			6.650	4.946	AO	63,175	299,250	09/13/2018	10/15/2034
29379V-AT-6	ENTERPRISE PRODUCTS OPERATING SENIOR COR	..0.		1	2.A FE	4,044,200	.96.0740	3,842,960	4,000,000	4,029,945		(1,672)			5.750	5.664	MS	76,667	230,000	07/13/2011	03/01/2035
29379V-AG-8	ENTERPRISE PRODUCTS OPERATING SENIOR COR	..0.		1	2.A FE	14,855,568	.102.0040	13,094,466	12,832,000	14,370,420		(57,268)			6.125	5.056	AO	165,925	785,960	05/30/2012	10/15/2039
29379V-AM-5	ENTERPRISE PRODUCTS OPERATING SENIOR COR	..0.		1	2.A FE	6,463,454	.112.4650	4,835,999	4,300,000	6,333,579		(99,942)			7.550	3.507	AO	68,537	324,650	10/20/2021	04/15/2038
29379V-BL-6	ENTERPRISE PRODUCTS OPERATING SENIOR COR	..0.		1	2.A FE	5,697,819	.95.8380	5,750,268	6,000,000	5,713,543		(278,754)			3.950	3.978	FA	89,533	237,000	04/04/2016	02/15/2027
29379V-AG-8	ENTERPRISE PRODUCTS OPERATING SENIOR COR	..0.		1	2.A FE	9,986,500	.80.9890	8,098,900	10,000,000	9,987,713		269			4.250	4.258	FA	160,556	425,000	06/19/2012	02/15/2048
29379V-BT-9	ENTERPRISE PRODUCTS OPERATING SENIOR COR	..0.		1	2.A FE	498,820	.94.9310	474,656	500,000	499,261		111			4.150	4.179	AO	4,323	20,750	10/03/2018	10/16/2028
29379V-CA-9	ENTERPRISE PRODUCTS OPERATING SENIOR COR	..0.		1	2.A FE	9,165,200	.66.7240	6,672,390	10,000,000	9,192,051		15,363			3.200	3.653	FA	120,889	320,000	03/26/2021	02/15/2052
294429-AQ-9	EQUIFAX INC SENIOR CORP_BND	..0.		1	2.B FE	5,721,750	.104.2910	5,214,525	5,000,000	5,321,054		(48,713)			6.900	5.530	JJ	172,500	345,000	06/19/2012	07/01/2028
294429-AG-0	EQUIFAX INC SENIOR CORP_BND	..0.			2.B FE	15,070,066	.103.3990	15,926,486	15,403,000	15,115,297		(1,128,280)			7.000	6.452	JJ	539,105	1,126,067	02/08/2019	07/01/2037
294429-AL-9	EQUIFAX INC SENIOR CORP_BND	..0.		1	2.B FE	10,313,400	.93.1740	10,249,096	11,000,000	10,688,342		86,556			3.250	4.148	JD	29,792	357,500	02/23/2018	06/01/2026
294429-AT-2	EQUIFAX INC SENIOR CORP_BND	..0.		2	2.B FE	49,147	.77.5130	38,757	50,000	49,231		79			2.350	2.548	MS	346	1,279	12/02/2021	09/15/2031
29444U-BJ-4	EQUINIX INC SENIOR CORP_BND			2	2.B FE	12,963,728	.63.3560	9,038,367	14,266,000	12,988,943		24,374			3.000	3.505	JJ	197,346	303,990	02/09/2022	07/15/2050
29444U-BM-7	EQUINIX INC SENIOR CORP_BND	..0.		1	2.B FE	9,348,973	.63.0660	6,937,282	11,000,000	9,375,880		26,780			2.950	3.794	MS	95,547	324,500	02/16/2022	09/15/2051
29444U-BQ-8	EQUINIX INC SENIOR CORP_BND	..0.		1	2.B FE	1,497,840	.88.0950	1,321,425	1,500,000	1,498,524		424			1.450	1.480	MN	2,779	21,750	05/03/2021	05/15/2026

ANNUAL STATEMENT FOR THE YEAR 2022 OF THE AMERICAN EQUITY INVESTMENT LIFE INSURANCE COMPANY

SCHEDULE D - PART 1

Showing All Long-Term BONDS Owned December 31 of Current Year

1	2	Codes			6	7	Fair Value		10	11	Change in Book/Adjusted Carrying Value				Interest					Dates	
		3	4	5			8	9			12	13	14	15	16	17	18	19	20	21	22
CUSIP Identification	Description	C o d e	F o r e i g n	Bond Char	NAIC Designation, NAIC Designation Modifier and SVO Administrative Symbol	Actual Cost	Rate Used to Obtain Fair Value	Fair Value	Par Value	Book/ Adjusted Carrying Value	Unrealized Valuation Increase/ (Decrease)	Current Year's (Amortization) Accretion	Current Year's Other-Than-Temporary Impairment Recognized	Total Foreign Exchange Change in Book/ Adjusted Carrying Value	Rate of	Effective Rate of	When Paid	Admitted Amount Due and Accrued	Amount Received During Year	Acquired	Stated Contractual Maturity Date
29444U-BT-2	EQUINIX INC SENIOR CORP_BND	..0.	2	..	2.B FE	9,481,324	..69.1430	6,980,697	10,096,000	9,491,480		10,156			3.400	3.739	FA	129,678	427,173	02/09/2022	02/15/2052
294549-AE-0	EQT CORP SENIOR CORP_BND	2.C FE	5,494,850	104.0000	5,200,000	5,000,000	5,160,919		(39,069)			7.750	6.713	JJ	178,681	387,500	01/11/2011	07/15/2026
296418-AA-0	ESCORT VESSELS LLC CORP_BND	1.G PL	7,500,000	..88.4570	6,634,275	7,500,000	7,500,000					4.500	4.522	MJSD	938	337,500	01/15/2021	07/31/2032
29669*-AB-7	ESSENTIA HEALTH CORP_BND	..0.	1.G YE	22,106,833	..87.8320	19,416,874	22,106,833	22,106,833					3.900	3.900	FA	325,707	862,167	12/21/2016	02/15/2040
29670V-AA-7	ESSENTIAL PROPERTIES LP SENIOR CORP_BND	..0.	2	..	2.C FE	49,606	..72.6600	36,330	50,000	49,645		36			2.950	3.045	JJ	680	1,545	12/02/2021	07/15/2031
29717P-AU-1	ESSEX PORTFOLIO LP SENIOR CORP_BND	..0.	1	..	2.A FE	11,853,390	..84.5750	10,149,036	12,000,000	11,895,911		13,022			3.000	3.138	JJ	166,000	360,000	07/29/2019	01/15/2030
29717P-AV-9	ESSEX PORTFOLIO LP SENIOR CORP_BND	..0.	2	..	2.A FE	50,241	..78.9360	39,468	50,000	50,219		(21)			2.650	2.595	MS	390	1,325	12/02/2021	03/15/2032
29717P-AW-7	ESSEX PORTFOLIO LP SENIOR CORP_BND	..0.	1	..	2.A FE	979,544	..74.5670	745,665	1,000,000	983,784		1,852			1.650	1.868	JJ	7,608	16,500	09/15/2020	01/15/2031
29717P-AX-5	ESSEX PORTFOLIO LP SENIOR CORP_BND	..0.	1	..	2.A FE	8,589,600	..57.2470	5,724,710	10,000,000	8,639,350		29,198			2.650	3.414	MS	88,333	265,000	04/09/2021	09/01/2050
29736R-AA-8	ESTEE LAUDER COMPANIES INC. T SENIOR CO	..0.	1	..	1.E FE	18,328,775	102.3600	17,913,035	17,500,000	18,012,868		46,154			5.750	5.387	AO	212,431	1,006,250	04/26/2011	10/15/2033
29736R-AC-4	ESTEE LAUDER COMPANIES INC. T SENIOR CO	..0.	1	..	1.E FE	3,937,332	107.4520	3,760,806	3,500,000	3,905,495		(16,002)			6.000	4.834	MN	26,833	210,000	03/28/2022	05/15/2037
29736R-AF-7	ESTEE LAUDER COMPANIES INC. T SENIOR CO	..0.	1	..	1.E FE	24,057,973	..78.5910	22,695,393	28,878,000	24,958,907		118,548			3.700	4.773	FA	403,650	1,068,486	11/14/2013	08/15/2042
29736R-AK-6	ESTEE LAUDER COMPANIES INC. T SENIOR CO	..	1	..	1.E FE	9,973,900	..85.7290	8,572,900	10,000,000	9,977,268		536			4.150	4.165	MS	122,194	415,000	02/06/2017	03/15/2047
29736R-AM-2	ESTEE LAUDER COMPANIES INC. T SENIOR CO	..0.	2	..	1.E FE	55,070	..72.3420	36,171	50,000	54,933		(128)			3.125	2.606	JD	130	1,563	12/02/2021	12/01/2049
29977A-B8-3	EVERCORE INC CORP_BND	2.A	9,000,000	..90.1810	8,116,290	9,000,000	9,000,000					4.340	4.341	AO	66,185	390,600	08/01/2019	08/01/2029
299808-AF-2	EVEREST REINSURANCE HOLDINGS I SENIOR CO	..0.	1	..	1.G FE	42,531,759	..86.6730	36,380,950	41,975,000	42,475,624		(13,267)			4.868	4.778	JD	170,279	2,043,343	05/21/2019	06/01/2044
299808-AJ-4	EVEREST REINSURANCE HOLDINGS I SENIOR CO	..0.	2	..	1.G FE	49,160	..63.0820	31,541	50,000	49,179		18			3.125	3.211	AO	330	1,610	12/02/2021	10/15/2052
30161N-AC-5	EXELON CORPORATION SENIOR CORP_BND	..	1	..	2.B FE	2,033,380	101.0980	2,021,958	2,000,000	2,022,316		(1,221)			5.625	5.500	JD	5,000	112,500	09/08/2010	06/15/2035
30161N-AV-3	EXELON CORPORATION SENIOR CORP_BND	..	2	..	2.B FE	2,947,004	..84.4750	2,053,592	2,431,000	2,931,848		(14,719)			4.450	3.173	AO	22,838	108,180	12/16/2021	04/15/2046
30161N-AY-7	EXELON CORPORATION SENIOR CORP_BND	..0.	2	..	2.B FE	1,294,896	..88.4880	1,061,856	1,200,000	1,293,510		(1,386)			4.700	4.212	AO	11,907	56,400	03/28/2022	04/15/2050
30161N-BH-3	EXELON CORPORATION SENIOR CORP_BND	..0.	1	..	2.B FE	5,211,450	..79.6630	4,154,420	5,215,000	5,211,454		4			4.100	4.104	MS	62,957		12/23/2022	03/15/2052
30212P-AM-7	EXPEDIA GROUP INC SENIOR CORP_BND	..0.	2	..	2.C FE	4,467,520	..98.7390	3,949,556	4,000,000	4,345,670		(116,123)			5.000	1.891	FA	75,556	200,000	12/09/2021	02/15/2026
30212P-AP-0	EXPEDIA GROUP INC SENIOR CORP_BND	..	1	..	2.C FE	20,353,201	..91.9070	18,381,380	20,000,000	20,221,674		(41,446)			3.800	3.548	FA	287,111	760,000	08/13/2019	02/15/2028
30212P-AR-6	EXPEDIA GROUP INC SENIOR CORP_BND	..	1	..	2.C FE	16,873,513	..85.0360	14,456,154	17,000,000	16,905,107		11,622			3.250	3.339	FA	208,722	552,500	03/27/2020	02/15/2030
30219G-AM-0	EVERNORTH HEALTH INC SENIOR CORP_BND	..0.	2	..	1.G FE	7,425,917	..98.6680	6,662,057	6,752,000	7,259,284		(166,634)			4.500	1.832	FA	106,344	303,840	01/03/2022	02/25/2026
30225V-A#-4	EXTRA SPACE STORAGE LP CORP_BND	..0.	2.B FE	20,000,000	..86.9530	17,390,600	20,000,000	20,000,000					3.470	3.470	AO	158,078	694,000	10/09/2019	10/09/2029
30225V-A8-6	EXTRA SPACE STORAGE LP CORP_BND	..0.	1	..	2.B	26,000,000	..93.5100	24,312,600	26,000,000	26,000,000					4.390	4.390	JJ	519,971	1,141,400	07/17/2018	07/17/2028
30225V-AF-4	EXTRA SPACE STORAGE LP SENIOR CORP_BND	..0.	2	..	2.B FE	49,604	..78.5460	39,273	50,000	49,644		37			2.550	2.645	JD	106	1,275	12/02/2021	06/01/2031
30231G-AN-2	EXXON MOBIL CORP SENIOR CORP_BND	..0.	1	..	1.D FE	18,303,107	..79.1480	15,679,179	19,810,000	18,531,377		39,993			3.567	4.009	MS	225,727	706,623	09/16/2015	03/06/2045
30231G-AW-2	EXXON MOBIL CORP SENIOR CORP_BND	..	1	..	1.D FE	30,583,250	..85.5990	26,150,403	30,550,000	30,578,635		(757)			4.114	4.108	MS	418,942	1,256,827	03/01/2016	03/01/2046
30231G-AY-8	EXXON MOBIL CORP SENIOR CORP_BND	..	1	..	1.D FE	7,000,000	..77.2870	5,410,083	7,000,000	7,000,000					2.995	2.995	FA	78,619	209,650	08/13/2019	08/16/2039
302491-AS-4	FMC CORPORATION SENIOR CORP_BND	..0.	2.B FE	21,983,210	..98.7040	21,714,858	22,000,000	21,997,894		2,151			4.100	4.110	FA	375,833	902,000	11/21/2013	02/01/2024
302491-AV-7	FMC CORPORATION SENIOR CORP_BND	..0.	2	..	2.C FE	61,424	..80.2050	40,103	50,000	61,141		(265)			4.500	3.234	AO	563	2,250	10/12/2021	10/01/2049
30251B-AB-4	FMR LLC SENIOR CORP_BND 144A	..0.	1.E FE	17,056,280	104.5930	18,268,231	17,466,000	17,065,536		(1,025,918)			6.450	6.126	MN	143,949	1,126,557	04/18/2012	11/15/2039
30251B-AC-2	FMR LLC SENIOR CORP_BND 144A	..0.	1	..	1.E FE	8,320,658	105.9950	8,479,592	8,000,000	8,321,986		(637)			6.500	6.125	JD	24,556	325,000	11/16/2022	12/14/2040
30251B-AD-0	FMR LLC SENIOR CORP_BND 144A	..	1	..	1.E FE	7,434,380	..93.2390	6,526,702	7,099,000	7,299,220		(23,107)			4.950	4.420	FA	144,375	346,500	05/18/2016	02/01/2033
30251B-AE-8	FMR LLC SENIOR CORP_BND 144A	..0.	1.E FE	3,224,151	..89.8240	2,640,837	2,940,000	3,173,868		(7,014)			5.150	4.542	FA	63,088	151,410	07/25/2014	02/01/2043
30260*-11-0	FBL CAPITAL TRUST I CORP_BND	2.C	78,362,993	..80.0560	84,674,491	97,000,000	78,362,993		299,930			5.000	6.427	MJSD	13,472	4,850,000	02/28/2009	06/01/2047
302635-AA-3	FS KKR CAPITAL CORP SENIOR CORP_BND	..0.	2	..	2.C FE	11,890,440	..80.9130	9,709,548	12,000,000	11,907,744		14,289			3.125	3.272	AO	82,292	375,000	10/12/2021	10/12/2028
30313R-AA-7	FS KKR CAPITAL CORP SENIOR CORP_BND 144A	..0.	1	..	2.C FE	1,000,000	..94.1250	941,250	1,000,000	1,000,000					4.250	4.250	FA	16,174	42,500	02/11/2020	02/14/2025
304528-AA-6	FAIRFIELD LANCASTER 2017 LSE-B SENIOR CO	..0.	3.B	5,078,335	..89.5390	4,546,726	5,077,954	5,078,319		365			4.950	4.949	MON	18,154	251,289	02/05/2022	01/05/2044
30571#-AA-0	FAIRVIEW HEALTH SERVICES CORP_BND	1.G	14,836,568	..84.3830	12,519,541	14,836,568	14,836,568					4.160	4.160	MN	78,865	617,201	09/02/2015	11/15/2043
313747-AV-9	FEDERAL REALTY OP LP SENIOR CORP_BND	..0.	2	..	2.A FE	59,809	..78.3660	39,183	50,000	59,486		(302)			4.500	3.262	JD	188	2,250	12/02/2021	12/01/2044
313747-AZ-0	FEDERAL REALTY OP LP SENIOR CORP_BND	..0.	1	..	2.A FE	5,190,650	..86.5430	4,327,125	5,000,000	5,129,392		(18,884)			3.200	2.744	JD	7,111	160,000	08/19/2019	06/15/2029
31428X-AT-3	FEDEX CORP SENIOR CORP_BND	..0.	1	..	2.B FE	9,848,000	..76.6530	7,665,270	10,000,000	9,882,245		3,919			3.875	3.962	FA	161,458	387,500	07/24/2012	08/01/2042

ANNUAL STATEMENT FOR THE YEAR 2022 OF THE AMERICAN EQUITY INVESTMENT LIFE INSURANCE COMPANY

SCHEDULE D - PART 1

Showing All Long-Term BONDS Owned December 31 of Current Year

1	2	Codes			6	7	Fair Value		10	11	Change in Book/Adjusted Carrying Value				Interest					Dates	
		3	4	5			8	9			12	13	14	15	16	17	18	19	20	21	22
CUSIP Identification	Description	C o d e	F o r e i g n	Bond Char	NAIC Designation, NAIC Designation Modifier and SVO Administrative Symbol	Actual Cost	Rate Used to Obtain Fair Value	Fair Value	Par Value	Book/ Adjusted Carrying Value	Unrealized Valuation Increase/ (Decrease)	Current Year's (Amor-tization) Accretion	Current Year's Other-Than-Temporary Impairment Recognized	Total Foreign Exchange Change in Book/ Adjusted Carrying Value	Rate of	Effective Rate of	When Paid	Admitted Amount Due and Accrued	Amount Received During Year	Acquired	Stated Contractual Maturity Date
31428X-AX-4	FEDEX CORP SENIOR CORP_BND	..0.	1		2.B FE	6,070,620	94.6090	5,676,540	6,000,000	6,047,355		(3,187)			4.900	4.807	JJ	135,567	294,000	02/12/2014	01/15/2034
31428X-BB-1	FEDEX CORP SENIOR CORP_BND	..0.	1		2.B FE	5,792,136	78.1850	4,691,094	6,000,000	5,796,242		4,290			4.100	4.340	FA	102,500	143,500	03/25/2022	02/01/2045
31428X-BN-5	FEDEX CORP SENIOR CORP_BND	..0.	1		2.B FE	5,997,879	80.2940	4,817,640	6,000,000	6,000,694		(5)			4.400	4.398	JJ	121,733	264,000	04/30/2020	01/15/2047
31428X-BP-0	FEDEX CORP SENIOR CORP_BND	..0.	1		2.B FE	4,990,250	92.3690	4,618,440	5,000,000	4,994,649		941			3.400	3.423	FA	64,222	170,000	01/29/2018	02/15/2028
31428X-BQ-8	FEDEX CORP SENIOR CORP_BND	..0.	2		2.B FE	6,722,782	76.8180	5,853,516	7,620,000	6,735,355		12,573			4.050	4.855	FA	116,586	154,305	04/25/2022	02/15/2048
31431B-AC-3	FEDNAT HOLDING CO SENIOR CORP_BND	..0.	1		2.B PL	787,110	20.0000	400,000	2,000,000	787,110		2,318	1,170,933		7.750	7.909	MS	45,639	77,500	05/27/2020	03/15/2029
314353-AA-1	FEDEX 2020-1 CLASS AA SECURED CORP_BND	..0.			1.D FE	5,107,908	81.4200	4,217,311	5,179,718	5,112,130		4,084			1.875	2.059	FA	35,341	97,120	12/22/2021	08/20/2035
31620M-AU-0	FIDELITY NATIONAL INFORMATION SENIOR COR	..0.	2		2.B FE	4,136,241	78.6250	2,763,676	3,515,000	4,119,932		(16,310)			4.500	3.417	FA	59,755	158,175	01/11/2022	08/15/2046
31620M-AY-2	FIDELITY NATIONAL INFORMATION SENIOR COR	..0.	1		2.B FE	7,972,320	92.6410	7,411,272	8,000,000	7,983,675		2,649			4.250	4.293	MN	43,444	340,000	05/14/2018	05/15/2028
31620M-BT-2	FIDELITY NATIONAL INFORMATION SENIOR COR	..0.	2		2.B FE	48,752	78.9580	39,479	50,000	48,882		122			2.250	2.555	MS	375	1,125	12/02/2021	03/01/2031
316773-CH-1	FIFTH THIRD BANCORP SUB CORP_BND	..0.			2.B FE	83,255	124.2240	62,112	50,000	81,530		(1,614)			8.250	3.032	MS	1,375	4,125	12/02/2021	03/01/2038
316773-CP-3	FIFTH THIRD BANCORP SUB CORP_BND	..0.	2		2.B FE	30,240,602	99.0940	29,770,931	30,043,000	30,074,147		(33,580)			4.300	4.183	JJ	592,097	1,291,849	11/08/2016	01/16/2024
31677A-AB-0	FIFTH THIRD BANK OHIO SUB CORP_BND	..0.	2		2.A FE	3,996,040	95.5410	3,821,636	4,000,000	3,998,563		414			3.850	3.862	MS	45,344	154,000	03/10/2016	03/15/2026
31847R-AE-2	FIRST AMERICAN FINANCIAL CORP SENIOR COR	..0.	1		2.B FE	3,586,968	99.8460	3,594,460	3,600,000	3,599,868		1,562			4.300	4.345	FA	64,500	154,800	01/24/2013	02/01/2023
31847R-AF-9	FIRST AMERICAN FINANCIAL CORP SENIOR COR	..0.	1		2.B FE	8,017,860	98.4570	7,876,584	8,000,000	8,006,232		(3,125)			4.600	4.556	MN	47,022	368,000	11/05/2018	11/15/2024
31847R-AH-5	FIRST AMERICAN FINANCIAL CORP SENIOR COR	..0.	2		2.B FE	48,611	73.4520	36,726	50,000	48,748		128			2.400	2.728	FA	453	1,240	12/02/2021	08/15/2031
31946M-AA-1	FIRST CITIZENS BANCSHARES INC SUB CORP_B	..0.	2		2.C FE	5,000,000	92.6460	4,632,280	5,000,000	5,000,000					3.375	3.373	MS	49,688	168,750	02/27/2020	03/15/2030
33616C-AB-6	FIRST REPUBLIC BANK SUB CORP_BND	..0.	2		2.A FE	29,464,640	76.2940	22,888,200	30,000,000	29,525,708		129,244			4.375	4.484	FA	546,875	1,312,500	06/13/2017	08/01/2046
33616C-AC-4	FIRST REPUBLIC BANK SUB CORP_BND	..0.	2		2.A FE	16,402,137	79.7480	13,198,244	16,550,000	16,418,815		2,633			4.625	4.679	FA	293,418	765,438	12/02/2021	02/13/2047
33767B-AB-5	FIRSTENERGY TRANSMISSION LLC SENIOR CORP	..0.	1		2.C FE	3,149,520	97.8310	2,934,918	3,000,000	3,043,346		(23,017)			4.350	3.512	JJ	60,175	130,500	01/22/2018	01/15/2025
337738-AR-9	FISERV INC SENIOR CORP_BND	..0.	1		2.B FE	1,855,540	94.7900	1,895,796	2,000,000	1,860,091		4,551			4.200	5.642	AO	21,000		10/07/2022	10/01/2028
337738-AU-2	FISERV INC SENIOR CORP_BND	..0.	1		2.B FE	14,974,800	90.2150	13,532,175	15,000,000	14,982,730		2,326			3.500	3.520	JJ	262,500	525,000	06/10/2019	07/01/2029
337738-AV-0	FISERV INC SENIOR CORP_BND	..0.	2		2.B FE	34,773,628	82.1840	24,195,909	29,441,000	34,642,023		(123,555)			4.400	3.374	JJ	647,702	1,295,404	12/13/2021	07/01/2049
338135-E*-3	FITCHBURG GAS AND ELECTRIC LIG CORP_BND	..0.			2.A	1,000,000	89.4640	894,640	1,000,000	1,000,000					3.520	3.520	MN	5,867	35,200	11/01/2017	11/01/2027
338135-E8-1	FITCHBURG GAS AND ELECTRIC LIG CORP_BND	..0.			2.A	1,000,000	77.2010	772,010	1,000,000	1,000,000					4.320	4.320	MN	7,200	43,200	11/01/2017	11/01/2047
33829T-AA-4	FIVE CORNERS FUNDING TRUST SENIOR CORP_B	..0.	1		1.G FE	4,000,000	99.0680	3,962,736	4,000,000	4,000,000					4.419	4.419	MN	22,586	176,760	11/18/2013	11/15/2023
33972P-AA-7	FLNG LIQUEFACTION 2 LLC SECURED CORP_BND	..0.			2.B FE	8,839,000	86.8290	7,674,833	8,839,000	8,839,000					4.125	4.125	MS	92,165	364,609	07/12/2016	03/31/2038
340711-AW-0	FLORIDA GAS TRANSMISSION COMPA SENIOR CO	..0.	1		2.B FE	19,560,593	97.2410	19,448,140	20,000,000	19,601,509		(387,685)			4.350	4.354	JJ	401,167	870,000	07/15/2015	07/15/2025
341099-BT-5	DUKE ENERGY FLORIDA LLC SENIOR CORP_BND	..0.			2.A FE	7,105,169	105.2590	7,768,144	7,380,000	7,268,014		17,727			6.750	7.111	FA	207,563	498,150	04/17/2009	02/01/2028
34110Q-AL-2	DUKE ENERGY FLORIDA LLC SENIOR CORP_BND	..0.	1		2.A FE	755,162	105.2590	673,660	640,000	684,781		18,000			6.750	5.167	FA	18,000	43,200	09/15/2010	02/01/2028
34321*-AA-9	FLORIDA TIMBER FINANCE III LLC CORP_BND	..0.			1.D	5,161,299	100.3220	5,116,422	5,100,000	5,102,858		(6,492)			6.306	6.170	AO	80,402	321,606	02/25/2011	06/01/2023
343498-AC-5	FLOWERS FOODS INC SENIOR CORP_BND	..0.	2		2.B FE	16,719,747	80.5570	14,137,701	17,550,000	16,788,287		66,146			2.400	2.991	MS	124,020	349,200	03/17/2022	03/15/2031
34355J-AB-4	FLOWERVE CORPORAATION SENIOR CORP_BND	..0.	2		2.C FE	49,130	75.5480	37,774	50,000	49,210		75			2.800	3.001	JJ	646	1,136	12/02/2021	01/15/2032
344908-AE-4	FOOTBALL CLUB TERM NOTES 2020 CORP_BND	..0.			1.F FE	15,000,000	81.2320	12,184,800	15,000,000	15,000,000					3.530	3.530	OCT	129,433	536,854	08/20/2020	10/05/2035
34500*-AB-0	FOOTBALL CLUB TERM NOTES 2021 CORP_BND	..0.			1.F FE	4,000,000	77.3160	3,092,640	4,000,000	4,000,000					2.960	2.960	OCT	28,942	120,044	01/27/2021	10/05/2034
34500*-AB-8	FOOTBALL CLUB TERM NOTES 2021 CORP_BND	..0.			1.F FE	6,000,000	76.5140	4,590,840	6,000,000	6,000,000					3.010	3.010	OCT	44,147	183,108	01/27/2021	10/05/2035
34959E-AB-5	FORTINET INC SENIOR CORP_BND	..0.	2		2.A FE	49,107	77.0780	38,539	50,000	49,200		88			2.200	2.416	MS	324	1,100	12/02/2021	03/15/2031
34959J-AH-1	FORTIVE CORP SENIOR CORP_BND	..0.	1		2.B FE	38,486,639	77.8200	29,610,396	38,050,000	38,437,704		(9,997)			4.300	4.230	JD	72,718	1,636,150	12/02/2021	06/15/2046
349631-AG-6	BEAM SUNTORY INC SENIOR CORP_BND	..0.	1		2.B FE	11,013,300	10.8680	10,086,750	10,000,000	10,429,743		(64,299)			6.625	5.709	JJ	305,486	662,500	10/04/2010	07/15/2028
34964C-AA-4	FORTUNE BRANDS INNOVATIONS INC SENIOR CO	..0.	1		2.B FE	31,857,761	97.4870	32,170,677	33,000,000	31,970,155		(952,213)			4.000	4.074	JD	58,667	1,320,000	08/28/2018	06/15/2025
34964C-AE-6	FORTUNE BRANDS INNOVATIONS INC SENIOR CO	..0.	1		2.B FE	19,966,000	86.7610	17,352,160	20,000,000	19,976,043		3,147			3.250	3.270	MS	191,389	650,000	09/09/2019	09/15/2029
35137L-AH-8	FOX CORP SENIOR CORP_BND	..0.	1		2.B FE	12,000,000	96.8860	11,626,344	12,000,000	12,000,000					4.709	4.708	JJ	244,868	565,080	03/30/2020	01/25/2029
35137L-AK-1	FOX CORP SENIOR CORP_BND	..0.	2		2.B FE	17,450,290	90.0420	11,705,499	13,000,000	17,327,498		(101,987)			5.576	3.578	JJ	314,115	724,880	10/12/2021	01/25/2049
354613-AM-3	FRANKLIN RESOURCES INC SENIOR CORP_BND	..0.	2		1.F FE	50,077	62.0290	31,015	50,000	50,076		(1)			2.950	2.942	FA	570	1,475	12/02/2021	08/12/2051
35802X-AJ-2	FRESENTUS MEDICAL CARE US FINA SENIOR CO	..0.	1		2.C FE	10,550,000	98.1250	9,812,500	10,000,000	10,133,124		(81,842)			4.750	3.856	AO	100,278	475,000	06/07/2017	10/15/2024

ANNUAL STATEMENT FOR THE YEAR 2022 OF THE AMERICAN EQUITY INVESTMENT LIFE INSURANCE COMPANY

SCHEDULE D - PART 1

Showing All Long-Term BONDS Owned December 31 of Current Year

1	2	Codes			6	7	Fair Value		10	11	Change in Book/Adjusted Carrying Value				Interest					Dates	
		3	4	5			8	9			12	13	14	15	16	17	18	19	20	21	22
CUSIP Identification	Description	C o d e	F o r e i g n	Bond Char	NAIC Desig-nation, NAIC Desig-nation Modifier and SVO Admini-strative Symbol	Actual Cost	Rate Used to Obtain Fair Value	Fair Value	Par Value	Book/ Adjusted Carrying Value	Unrealized Valuation Increase/ (Decrease)	Current Year's (Amor-tization) Accretion	Current Year's Other-Than-Temporary Impairment Recognized	Total Foreign Exchange Change in Book/ Adjusted Carrying Value	Rate of	Effective Rate of	When Paid	Admitted Amount Due and Accrued	Amount Received During Year	Acquired	Stated Contractual Maturity Date
35805B-AA-6	FRESENTIUS MEDICAL CARE US FINA SENIOR CO	1	2.C FE	9,846,100	86.0000	8,600,000	10,000,000	9,893,784	14,192	3.750	3.938	JD	16,667	375,000	06/13/2019	06/15/2029
360271-AL-4	FULTON FINANCIAL CORPORATION SUB CORP_BN	2	2.A FE	5,500,000	92.1650	5,069,048	5,500,000	5,500,000	3.250	3.249	MS	52,632	178,750	02/25/2020	03/15/2030
36143L-2J-3	GA GLOBAL FUNDING TRUST SECURED CORP_BND	1.F FE	6,998,040	95.5860	6,691,006	7,000,000	6,998,492	452	3.850	3.860	AO	59,889	134,750	04/04/2022	04/11/2025
36144B-AW-3	GATX CORPORATION SENIOR CORP_BND	1	2.B FE	643,091	95.2480	619,113	650,000	648,271	729	3.250	3.374	MS	5,340	21,125	02/03/2015	03/30/2025
36198*-AA-4	G1 MANAGER LP SENIOR CORP_BND	1.G PL	18,000,000	95.5660	17,201,880	18,000,000	18,000,000	3.940	3.942	JJ	327,020	709,200	10/30/2019	10/30/2024
36246M-AU-3	GTP ACQUISITION PARTNERS I LLC SUB CORP	1	1.A FE	15,000,000	95.2000	14,280,062	15,000,000	15,000,000	3.482	3.482	MON	23,213	522,300	05/20/2015	06/15/2050
362576-AA-0	GSW ARENA HOLDINGS LLC SECURED CORP_BND	2.B PL	10,600,000	90.6740	9,611,422	10,600,000	10,600,000	4.150	4.170	MJSD	1,222	439,900	09/02/2020	06/30/2030
36264F-AN-1	GSK CONSUMER HEALTHCARE CAPITA SENIOR CO	1	2.B FE	13,431,487	78.3470	10,717,924	13,680,000	13,432,381	894	4.000	4.107	MS	147,440	10/28/2022	03/24/2052
363576-AB-5	ARTHUR J GALLAGHER & CO SENIOR CORP_BND	2	2.B FE	53,854	70.0700	35,035	50,000	53,764	(84)	3.500	3.095	MN	199	1,750	12/02/2021	05/20/2051
36472T-AA-7	GANNETT CO INC SENIOR CORP_BND 144A	4.A	3,641,882	74.2680	2,824,412	3,803,000	3,682,535	19,825	6.000	6.768	JD	19,015	228,180	11/30/2020	12/01/2027
369550-AT-5	GENERAL DYNAMICS CORPORATION SENIOR CORP	1	1.G FE	22,750,719	82.2310	21,230,348	25,818,000	23,313,498	76,657	3.600	4.327	MN	118,763	929,448	02/22/2017	11/15/2042
369550-BQ-0	GENERAL DYNAMICS CORPORATION SENIOR CORP	2	1.G FE	51,643	75.1780	37,589	50,000	51,571	(68)	2.850	2.629	JD	119	1,425	12/02/2021	06/01/2041
369604-BY-8	GENERAL ELECTRIC CO SENIOR CORP_BND	1	2.B FE	22,452,290	82.8480	16,610,984	20,050,000	22,367,618	(50,229)	4.350	3.669	MN	145,363	872,175	12/02/2021	05/01/2050
369626-3P-7	GENERAL ELECTRIC CO SENIOR CORP_BND	2.B FE	7,504,590	102.1550	7,312,262	7,158,000	7,411,599	(10,598)	5.875	5.525	JJ	195,080	420,533	05/31/2011	01/14/2038
369626-XZ-2	GENERAL ELECTRIC CO SENIOR CORP_BND	1	2.B FE	5,105,786	111.0320	5,417,232	4,879,000	5,012,630	(10,414)	6.750	6.352	MS	96,970	329,333	06/02/2010	03/15/2032
370334-BJ-2	GENERAL MILLS INC SENIOR CORP_BND	1	2.B FE	16,603,915	99.0070	15,816,336	15,975,000	16,454,372	(16,653)	5.400	5.138	JD	38,340	862,650	06/16/2011	06/15/2040
370334-BP-8	GENERAL MILLS INC SENIOR CORP_BND	1	2.B FE	9,162,100	84.5790	8,457,940	10,000,000	9,312,778	20,216	4.150	4.681	FA	156,778	415,000	02/11/2014	02/15/2043
370334-CG-7	GENERAL MILLS INC SENIOR CORP_BND	1	2.B FE	96,690	1,933,802	2,000,000	1,997,653	388	4.200	4.225	AO	84,000	84,000	04/03/2018	04/17/2028
370334-CH-5	GENERAL MILLS INC SENIOR CORP_BND	1	2.B FE	1,996,880	88.8950	1,777,904	2,000,000	1,997,384	116	4.550	4.562	AO	18,706	91,000	04/03/2018	04/17/2038
370334-CJ-1	GENERAL MILLS INC SENIOR CORP_BND	1	2.B FE	998,080	90.2710	902,708	1,000,000	998,235	36	4.700	4.712	AO	9,661	47,000	04/03/2018	04/17/2048
370425-RZ-5	ALLY FINANCIAL INC SENIOR CORP_BND	2.C FE	69,486	105.0130	52,506	50,000	67,677	(1,693)	8.000	3.344	MN	667	4,000	12/02/2021	11/01/2031
37045V-AQ-3	GENERAL MOTORS CO SENIOR CORP_BND	1	2.C FE	24,471,800	82.6070	16,521,380	20,000,000	24,305,417	(100,137)	5.400	4.019	AO	270,000	1,080,000	04/21/2021	04/01/2048
37045V-AS-9	GENERAL MOTORS CO SENIOR CORP_BND	1	2.C FE	6,997,550	96.0850	6,725,950	7,000,000	6,998,627	202	5.000	5.004	AO	87,500	350,000	09/06/2018	10/01/2028
37045V-AT-7	GENERAL MOTORS CO SENIOR CORP_BND	2	2.C FE	17,135,560	87.7970	11,413,597	13,000,000	17,029,164	(88,021)	5.950	4.009	AO	193,375	773,500	10/12/2021	04/01/2049
37045X-BG-0	GENERAL MOTORS FINANCIAL CO IN SENIOR CO	1	2.C FE	15,218,978	98.4000	14,759,955	15,000,000	14,879,943	(476,958)	5.250	4.568	MS	262,500	787,500	07/27/2016	03/01/2026
37045X-BW-5	GENERAL MOTORS FINANCIAL CO IN SENIOR CO	2	2.C FE	3,266,780	98.1640	3,043,078	3,100,000	3,186,286	(76,087)	3.950	1.429	AO	26,531	122,450	12/08/2021	04/13/2024
37045X-DU-7	GENERAL MOTORS FINANCIAL CO IN SENIOR CO	2.C FE	4,999,000	96.4140	4,820,700	5,000,000	4,999,234	234	3.800	3.807	AO	44,333	95,000	04/04/2022	04/07/2025
37045X-DZ-6	GENERAL MOTORS FINANCIAL CO IN SENIOR CO	2.C FE	990,691	101.6830	1,008,695	992,000	990,778	87	6.050	6.099	AO	13,170	10/06/2022	10/10/2025
372460-AA-3	GENUINE PARTS COMPANY SENIOR CORP_BND	1	2.B FE	791,686	76.8870	615,099	800,000	793,352	777	1.875	1.990	MN	2,500	15,000	10/30/2020	11/01/2030
372460-CH-0	GENUINE PARTS COMPANY CORP_BND	2.B	7,000,000	6,382,740	7,000,000	7,000,000	(52,065)	3.700	3.701	AO	45,325	259,000	10/30/2017	10/30/2027
372546-AU-5	GEORGE WASHINGTON UNIVERSITY SENIOR CORP	1.E FE	7,993,995	91.2870	6,225,767	6,820,000	7,969,413	(24,582)	4.868	3.758	MS	97,755	165,999	03/18/2022	09/15/2045
372546-AW-1	GEORGE WASHINGTON UNIVERSITY SENIOR CORP	2	1.E FE	63,255	83.7760	41,888	50,000	62,880	(351)	4.126	2.709	MS	607	2,063	12/02/2021	09/15/2048
37310P-AB-7	GEORGETOWN UNIVERSITY SENIOR CORP_BND	1	1.G FE	12,924,916	88.9050	8,093,929	9,104,000	12,917,597	(4,496)	5.215	3.640	AO	118,693	474,774	04/19/2021	10/01/2118
37331N-AD-3	GEORGIA-PACIFIC LLC SENIOR CORP_BND 144A	1.G FE	9,999,700	99.0860	9,908,580	10,000,000	9,999,997	5	3.734	3.734	JJ	172,179	373,400	06/18/2013	07/15/2023
373334-GC-9	GEORGIA POWER COMPANY SENIOR CORP_BND	2.A FE	9,730,620	94.3960	8,495,649	9,000,000	9,505,273	(23,863)	5.650	5.089	MS	169,500	508,500	08/06/2010	03/01/2037
373334-KA-8	GEORGIA POWER COMPANY SENIOR CORP_BND	2.A FE	57,573	42,173	50,000	57,307	(249)	4.300	3.303	MS	633	2,150	11/16/2021	03/15/2043
375558-AS-2	GILEAD SCIENCES INC SENIOR CORP_BND	1	2.A FE	19,262,451	102.2680	17,167,679	16,787,000	18,745,823	(65,825)	5.650	4.696	JD	79,039	948,466	02/10/2014	12/01/2041
375558-AX-1	GILEAD SCIENCES INC SENIOR CORP_BND	2	2.A FE	62,891	92.6520	46,326	50,000	62,445	(418)	4.800	3.156	AO	600	2,400	12/02/2021	04/01/2044
375558-BA-0	GILEAD SCIENCES INC SENIOR CORP_BND	2	2.A FE	4,390,807	3,578,458	4,045,000	4,382,312	(8,495)	4.500	3.924	FA	75,844	91,013	02/15/2022	02/01/2045
375558-BF-9	GILEAD SCIENCES INC SENIOR CORP_BND	2.A FE	5,935,765	96.6930	5,318,126	5,500,000	5,825,279	(108,110)	3.650	1.568	MS	66,917	200,750	12/21/2021	03/01/2026
375558-BG-7	GILEAD SCIENCES INC SENIOR CORP_BND	1	2.A FE	12,208,963	95.2950	11,673,674	12,250,000	12,219,707	1,726	4.600	4.626	MS	187,833	563,500	09/09/2015	09/01/2035
375558-BK-8	GILEAD SCIENCES INC SENIOR CORP_BND	2	2.A FE	3,497,760	2,507,451	3,000,000	3,482,769	(13,451)	4.150	3.177	MS	41,500	124,500	11/16/2021	03/01/2047
377372-AB-3	GLAXOSMITHKLINE CAPITAL INC SENIOR CORP_	1.F FE	7,712,316	102.9610	7,722,053	7,500,000	7,601,842	(139,117)	5.375	5.019	AO	85,104	403,125	07/28/2010	04/15/2034
377372-AE-7	GLAXOSMITHKLINE CAPITAL INC SENIOR CORP	1.F FE	11,971,011	113.1130	13,008,041	11,500,000	11,954,175	(1,180,617)	6.375	5.090	MN	93,677	733,125	10/15/2010	05/15/2038
378272-AQ-1	GLENORE FUNDING LLC SENIOR CORP BND 144	1	2.A FE	9,941,000	93.9270	9,392,690	10,000,000	9,968,660	5,793	3.875	3.947	AO	68,889	387,500	11/03/2017	10/27/2027

ANNUAL STATEMENT FOR THE YEAR 2022 OF THE AMERICAN EQUITY INVESTMENT LIFE INSURANCE COMPANY

SCHEDULE D - PART 1

Showing All Long-Term BONDS Owned December 31 of Current Year

1	2	Codes			6	7	Fair Value		10	11	Change in Book/Adjusted Carrying Value				Interest					Dates	
		3	4	5			8	9			12	13	14	15	16	17	18	19	20	21	22
CUSIP	Description	C o d e	F o r e i g n	Bond Char	NAIC Designation, NAIC Designation Modifier and SVO Administrative Symbol	Actual Cost	Rate Used to Obtain Fair Value	Fair Value	Par Value	Book/ Adjusted Carrying Value	Unrealized Valuation Increase/ (Decrease)	Current Year's (Amor-tization) Accretion	Current Year's Other-Than-Temporary Impairment Recognized	Total Foreign Exchange Change in Book/ Adjusted Carrying Value	Rate of	Effective Rate of	When Paid	Admitted Amount Due and Accrued	Amount Received During Year	Acquired	Stated Contractual Maturity Date
378272-BC-1	GLENCORE FUNDING LLC SENIOR CORP_BND 144	..0..	1 2.A FE	30,259,220	..71.9230	21,576,930	30,000,000	30,250,939	(22,469)	3.875	3.826	AO	206,667	1,162,500	04/22/2021	04/27/2051
37940X-AC-6	GLOBAL PAYMENTS INC SENIOR CORP_BND	2 2.C FE	6,948,955	..72.0330	4,682,126	6,500,000	6,940,037	(8,918)	4.150	3.742	FA	101,906	269,750	01/27/2022	08/15/2049
37940X-AH-5	GLOBAL PAYMENTS INC SENIOR CORP_BND	2 2.C FE	13,833,236	..79.3070	11,003,832	13,875,000	13,837,251	3,668	2.900	2.935	MN	51,415	394,551	11/16/2021	11/15/2031
379463-A*-3	GLOBAL WATER RESOURCES INC CORP_BND 2.A PL	2,750,000	..92.3890	2,540,698	2,750,000	2,750,000	4.380	4.380	JD	5,353	120,450	06/24/2016	06/15/2028
379463-A@-1	GLOBAL WATER RESOURCES INC CORP_BND 2.A PL	7,700,000	..83.6780	6,443,206	7,700,000	7,700,000	4.580	4.580	JD	15,674	352,660	06/24/2016	06/15/2036
37959G-AB-3	GLOBAL ATLANTIC FIN CO SENIOR CORP_BND	..0..	2 2.B FE	49,828	..73.1530	36,576	50,000	49,845	16	3.125	3.167	JD	69	1,563	12/02/2021	06/15/2031
38141E-C2-3	GOLDMANSACHSGROUPINC/THE SENIOR CORP_BND	..0..	1 2.A FE	14,662,790	..98.2720	14,740,860	15,000,000	14,712,416	(282,925)	3.850	3.863	JJ	277,521	577,500	09/23/2014	07/08/2024
38141G-GM-0	GOLDMANSACHSGROUPINC/THE SENIOR CORP_BND	..0.. 2.A FE	1,547,108	..105.0160	1,155,172	1,100,000	1,507,911	(16,000)	6.250	3.471	FA	28,646	68,750	08/13/2021	02/01/2041
38141G-VR-2	GOLDMANSACHSGROUPINC/THE SUB CORP_BND	..0.. 2.B FE	6,543,480	..97.5330	5,851,986	6,000,000	6,401,693	(138,359)	4.250	1.792	AO	49,583	255,000	12/20/2021	10/21/2025
38141G-XA-7	GOLDMANSACHSGROUPINC/THE SENIOR CORP_BND	..0..	2 1.F FE	1,190,641	..86.9170	851,786	980,000	1,176,673	(10,171)	4.411	2.791	AO	8,165	43,228	08/13/2021	04/23/2039
38141G-YC-2	GOLDMANSACHSGROUPINC/THE SENIOR CORP_BND	..0..	1 1.F FE	29,954,000	..72.2950	21,688,350	30,000,000	29,956,200	2,200	3.210	3.220	AO	184,575	963,000	01/10/2022	04/22/2042
38141G-YN-8	GOLDMANSACHSGROUPINC/THE SENIOR CORP_BND	..0..	2 1.F FE	17,186,273	..79.2540	13,968,553	17,625,000	17,212,138	25,865	2.650	2.916	AO	90,818	467,063	03/28/2022	10/21/2032
38141G-ZM-9	GOLDMANSACHSGROUPINC/THE SENIOR CORP_BND	..0..	2 1.F FE	38,544,600	..81.8140	32,128,161	39,270,000	38,585,842	41,242	3.102	3.301	FA	429,738	684,741	03/25/2022	02/24/2033
38141G-ZN-7	GOLDMANSACHSGROUPINC/THE SENIOR CORP_BND	..0..	2 1.F FE	54,548,140	..74.3940	40,674,755	54,675,000	54,549,996	1,856	3.436	3.451	FA	662,740	1,090,143	04/06/2022	02/24/2043
38147U-AD-9	GOLDMAN SACHS BDC INC SENIOR CORP_BND	..0..	2 2.C FE	5,108,066	..92.0970	4,604,850	5,000,000	5,080,601	(26,011)	2.875	2.308	JJ	66,285	143,750	12/08/2021	01/15/2026
38148Y-AA-6	GOLDMANSACHSGROUPINC/THE SENIOR CORP_BND	..0..	1 2.A FE	15,435,150	..82.4760	12,371,355	15,000,000	15,354,403	(18,136)	4.017	3.807	AO	102,099	602,550	12/27/2017	10/31/2038
38173M-AA-0	GOLUB CAPITAL BDC INC SENIOR CORP_BND	..0..	2 2.C FE	6,277,205	..96.2750	5,872,763	6,100,000	6,195,433	(77,312)	3.375	2.055	AO	43,463	205,875	12/07/2021	04/15/2024
38480Z-AB-0	IWI GRAINGER INC SENIOR CORP_BND	..0..	2 1.E FE	65,409	..91.3480	45,674	50,000	64,889	(487)	4.600	2.779	JD	102	2,300	12/02/2021	06/15/2045
38749H-AB-8	GRANITE STATE GAS TRANSMISSION CORP_BND 2.B	5,000,000	..91.3830	4,569,150	5,000,000	5,000,000	3.720	3.720	MN	31,000	186,000	11/01/2017	11/01/2027
39121J-B#-6	GREAT RIVER ENERGY CORP_BND 1.G	5,000,000	..81.0100	4,050,500	5,000,000	5,000,000	4.620	4.620	AO	57,750	231,000	02/04/2015	10/01/2044
39121J-B@-8	GREAT RIVER ENERGY CORP_BND 1.G	14,000,000	..93.7480	13,124,720	14,000,000	14,000,000	4.110	4.110	AO	143,850	575,400	02/04/2015	10/01/2035
39121J-C@-7	GREAT RIVER ENERGY CORP_BND 1.G	5,483,333	..67.6520	3,709,585	5,483,333	5,483,333	3.590	3.590	AO	41,558	196,852	08/30/2017	10/15/2045
39138Z-AB-4	GREAT-WEST LIFE CO FINANCE DELA SENIOR CO	..0..	1 1.F FE	34,726,300	..77.6310	27,170,745	35,000,000	34,755,467	5,661	4.150	4.196	JD	112,972	1,452,500	05/23/2017	06/03/2047
39951F-AA-1	GROUND LEASE TRUST A - 2018A SECURED COR 2.A PL	2,994,964	..87.3510	2,616,118	2,994,964	2,994,964	4.580	4.580	MON	6,096	137,172	02/20/2018	02/15/2051
401378-AC-8	GUARDIAN LIFE INSURANCE COMPAN SUB CORP_	..0.. 1.D FE	67,571	..82.8570	41,429	50,000	67,454	(110)	4.850	3.427	JJ	1,058	2,425	12/02/2021	01/24/2077
402479-CB-3	GULF POWER COMPANY SENIOR CORP_BND	..0..	1 1.F FE	4,996,800	..94.4790	4,723,970	5,000,000	4,997,674	79	5.100	5.104	AO	63,750	255,000	09/10/2010	10/01/2040
402740-AB-0	GULFSTREAM NATURAL GAS SYSTEM SENIOR COR	..0..	1 2.B FE	12,427,638	..100.1870	12,578,490	12,555,000	12,402,235	(291,493)	6.190	5.869	MN	129,526	777,155	10/27/2010	11/01/2025
402740-AD-6	GULFSTREAM NATURAL GAS SYSTEM SENIOR COR	..0..	1 2.B FE	19,322,065	..96.8350	19,367,060	20,000,000	19,376,250	(620,415)	4.600	4.605	MS	270,889	920,000	09/21/2015	09/15/2025
404119-BT-5	HCA INC SECURED CORP_BND	..0..	2 2.C FE	7,532,493	..98.5000	6,599,500	6,700,000	7,320,139	(201,678)	5.250	2.009	JD	15,633	351,750	12/09/2021	06/15/2026
404119-B@-0	HCA INC SECURED CORP_BND 2.C FE	21,338,583	..89.0000	14,769,550	16,595,000	21,211,184	(115,378)	5.500	3.731	JD	40,566	912,725	01/19/2022	06/15/2047
404119-BY-4	HCA INC SECURED CORP_BND	..0..	2 2.C FE	61,452	..90.1250	45,063	50,000	60,907	(510)	5.125	3.349	JD	114	2,563	12/02/2021	06/15/2039
404119-BZ-1	HCA INC SECURED CORP_BND	2 2.C FE	27,917,700	..88.0000	19,800,000	22,500,000	27,803,287	(114,413)	5.250	3.811	JD	52,500	1,181,250	01/19/2022	06/15/2049
404119-C@-2	HCA INC SECURED CORP_BND 144A	..0..	2 2.C FE	2,992,065	..78.6570	2,355,789	2,995,000	2,992,129	64	4.625	4.631	MS	40,786	71,568	03/02/2022	03/15/2052
40414L-AR-0	HEALTHPEAK PROPERTIES INC SENIOR CORP_BN	..0..	2 2.A FE	7,851,060	..89.3710	8,043,363	9,000,000	7,881,545	30,485	3.500	5.811	JJ	145,250	10/12/2022	07/15/2029
404201-AA-5	HSBC BANK USA NA SUB CORP_BND	..0.. 1.F FE	7,577,056	..96.4460	6,461,869	6,700,000	7,302,569	(36,913)	5.875	4.866	MN	65,604	393,625	01/16/2014	11/01/2034
404530-AA-5	HACKENSACK MERIDIAN HEALTH SENIOR CORP_B	1 1.D FE	12,716,700	..85.5560	8,555,640	10,000,000	12,645,478	(42,419)	4.500	3.215	JJ	225,000	450,000	04/14/2021	07/01/2057
404530-AC-1	HACKENSACK MERIDIAN HEALTH SECURED CORP_	2 1.D FE	4,735,017	..69.7490	3,543,264	5,080,000	4,746,914	11,896	2.675	3.142	MS	45,297	135,890	02/01/2022	09/01/2041
40465@-AD-4	HSRE CORE HOLDINGS I LLC CORP_BND																		

ANNUAL STATEMENT FOR THE YEAR 2022 OF THE AMERICAN EQUITY INVESTMENT LIFE INSURANCE COMPANY

SCHEDULE D - PART 1

Showing All Long-Term BONDS Owned December 31 of Current Year

1	2	Codes			6	7	Fair Value		10	11	Change in Book/Adjusted Carrying Value				Interest					Dates	
		3	4	5			8	9			12	13	14	15	16	17	18	19	20	21	22
CUSIP Identification	Description	C o d e	F o r e i g n	Bond Char	NAIC Designation, NAIC Designation Modifier and SVO Administrative Symbol	Actual Cost	Rate Used to Obtain Fair Value	Fair Value	Par Value	Book/ Adjusted Carrying Value	Unrealized Valuation Increase/ (Decrease)	Current Year's (Amor-tization) Accretion	Current Year's Other-Than-Temporary Impairment Recognized	Total Foreign Exchange Change in Book/ Adjusted Carrying Value	Rate of	Effective Rate of	When Paid	Admitted Amount Due and Accrued	Amount Received During Year	Acquired	Stated Contractual Maturity Date
41283L-AY-1	HARLEY-DAVIDSON FINANCIAL SERV SENIOR CO	..0.	2	..	2.C FE	6,304,380	93.7090	5,622,552	6,000,000	6,211,932		(87,379)			3.350	1.810	JD	12,842	201,000	12/07/2021	06/08/2025
413875-AE-5	L3HARRIS TECHNOLOGIES INC SENIOR CORP_BN	..0.	2.B FE	1,841,660	104.0690	2,081,374	2,000,000	1,954,253		12,860			7.000	7.861	JJ	64,556	140,000	06/05/2009	01/15/2026
413875-AF-2	L3HARRIS TECHNOLOGIES INC SENIOR CORP_BN	..0.	2.B FE	1,496,250	100.4430	1,506,639	1,500,000	1,498,474		247			6.350	6.374	FA	39,688	95,250	01/05/2011	02/01/2028
413875-AN-5	L3HARRIS TECHNOLOGIES INC SENIOR CORP_BN	..0.	1	..	2.B FE	14,112,171	103.0140	14,009,836	13,600,000	14,080,931		(4,123)			6.150	5.829	JD	37,173	510,450	12/09/2022	12/15/2040
413875-AS-4	L3HARRIS TECHNOLOGIES INC SENIOR CORP_BN	..0.	1	..	2.B FE	3,403,278	93.2250	2,843,366	3,050,000	3,319,566		(17,670)			4.854	3.912	AO	26,319	148,047	12/02/2021	04/27/2035
416515-BD-5	HARTFORD FINANCIAL SERVICES GR SENIOR CO	..0.	1	..	2.A FE	19,862,390	83.1220	16,665,961	20,050,000	19,879,171		3,539			4.400	4.456	MS	259,759	882,200	12/02/2021	03/15/2048
418056-AH-0	HASBRO INC SENIOR CORP_BND	..0.	2.C FE	20,851,781	103.0640	20,999,229	20,375,000	20,539,536		(371,907)			6.600	6.109	JJ	620,079	1,344,750	05/07/2012	07/15/2028
41975*-AQ-8	HAWAII ELECTRIC LIGHT CO INC CORP_BND	2.A	3,000,000	86.3670	2,591,010	3,000,000	3,000,000					4.530	4.530	MN	11,703	135,900	05/30/2018	05/30/2033
419866-F*-4	HAWAIIAN ELECTRIC CO CORP_BND	2.A	10,000,000	88.6600	8,866,000	10,000,000	10,000,000					5.230	5.230	AO	130,750	523,000	10/15/2015	10/01/2045
419866-G8-1	HAWAIIAN ELECTRIC CO CORP_BND	2.A	12,500,000	86.3670	10,795,875	12,500,000	12,500,000					4.530	4.530	MN	48,760	566,250	05/30/2018	05/30/2033
422088-AA-8	HD SALEM OR LANDLORD LLC CORP_BND	1.A	2,605,118	103.8230	2,704,712	2,605,118	2,605,118					6.250	6.250	MON	452	162,933	03/01/2010	11/30/2030
42217K-BF-2	WELLTOWER INC SENIOR CORP_BND	..0.	1	..	2.A FE	9,992,600	97.8330	9,783,310	10,000,000	9,997,952		792			4.000	4.009	JD	33,333	400,000	05/20/2011	06/01/2025
42218S-AH-1	HEALTH CARE SERVICE CORPORATIO SENIOR CO	..0.	2	..	1.G FE	52,273	69.3880	34,694	50,000	52,216		(53)			3.200	2.960	JD	133	1,600	12/02/2021	06/01/2050
42225U-AD-6	HEALTHCARE REALTY HOLDINGS LP SENIOR COR	..	1	..	2.B FE	8,510,750	93.5160	7,948,894	8,500,000	8,503,957		(1,166)			3.500	3.484	FA	123,958	297,500	11/01/2016	08/01/2026
42225U-AF-1	HEALTHCARE REALTY HOLDINGS LP SENIOR COR	..	1	..	2.B FE	9,949,200	92.8130	9,281,280	10,000,000	9,975,015		4,999			3.750	3.811	JJ	187,500	375,000	06/01/2017	07/01/2027
42225U-AG-9	HEALTHCARE REALTY HOLDINGS LP SENIOR COR	..0.	1	..	2.B FE	29,833,440	84.0750	25,222,470	30,000,000	29,879,799		35,640			3.100	3.163	FA	351,333	930,000	09/17/2019	02/15/2030
42225U-AH-7	HEALTHCARE REALTY HOLDINGS LP SENIOR COR	..0.	2	..	2.B FE	47,259	75.9510	37,976	50,000	47,543		265			2.000	2.671	MS	294	1,000	12/02/2021	03/15/2031
42225U-AM-6	HEALTHCARE REALTY HOLDINGS LP SENIOR COR	..	2	..	2.B FE	48,383	72.6090	36,304	50,000	48,457		74			2.050	2.468	MS	302	513	07/25/2022	01/15/2031
422418-AK-5	HEARST COMMUNICATIONS INC CORP_BND	..0.	1.G	28,000,000	95.5040	26,741,120	28,000,000	28,000,000					4.120	4.120	JD	96,133	1,153,600	05/31/2018	06/01/2030
422418-AL-3	HEARST COMMUNICATIONS INC CORP_BND	..0.	1.G	20,000,000	94.0160	18,803,200	20,000,000	20,000,000					4.270	4.270	JD	71,167	854,000	05/31/2018	06/01/2033
42250P-AB-9	HEALTHPEAK PROPERTIES INC SENIOR CORP_BN	..0.	2	..	2.A FE	51,873	83.7650	41,883	50,000	51,668		(192)			2.875	2.403	JJ	663	1,438	12/02/2021	01/15/2031
42251*-AW-4	H-E-B LP SENIOR CORP_BND	1.G	7,000,000	85.1570	5,960,990	7,000,000	7,000,000					3.800	3.800	MS	67,239	266,000	03/30/2016	03/30/2035
42251*-AX-2	H-E-B LP CORP_BND	1.G	5,000,000	86.1770	4,308,850	5,000,000	5,000,000					4.030	4.030	MS	50,935	201,500	03/30/2016	03/30/2037
423074-AF-0	KRAFT HEINZ FOODS CO SENIOR CORP_BND	..0.	2.C FE	1,327,829	104.0780	1,431,067	1,375,000	1,329,654		(92,546)			6.375	5.738	JJ	40,419	87,656	07/12/2010	07/15/2028
427866-AU-2	HERSHEY COMPANY THE SENIOR CORP_BND	..	1	..	1.E FE	29,925,910	96.1960	28,858,890	30,000,000	29,978,094		7,831			3.200	3.229	FA	346,667	960,000	08/19/2015	08/21/2025
427866-AW-8	HERSHEY COMPANY THE SENIOR CORP_BND	..	1	..	1.E FE	9,951,300	74.6560	7,465,620	10,000,000	9,958,033		1,143			3.375	3.401	FA	127,500	337,500	08/02/2016	08/15/2046
427866-BB-3	HERSHEY COMPANY THE SENIOR CORP_BND	..0.	2	..	1.F FE	55,116	72.3550	36,177	50,000	54,978		(130)			3.125	2.601	MN	200	1,563	12/02/2021	11/15/2049
428236-BR-3	HP INC SENIOR CORP_BND	..0.	2.B FE	11,632,950	96.3800	8,674,191	9,000,000	11,523,825		(90,326)			6.000	3.878	MS	159,000	540,000	10/12/2021	09/15/2041
42824C-AW-9	HEWLETT PACKARD ENTERPRISE CO SENIOR COR	..0.	1	..	2.B FE	28,772,230	98.9700	29,690,940	30,000,000	28,871,199		(1,093,939)			4.900	5.184	AO	310,333	1,470,000	12/21/2016	10/15/2025
42824C-AF-5	HEWLETT PACKARD ENTERPRISE CO SENIOR COR	..0.	2	..	2.B FE	12,016,440	101.0050	9,090,441	9,000,000	11,921,041		(79,304)			6.350	4.112	AO	120,650	571,500	10/15/2021	10/15/2045
42981D-AA-4	HIGH STREET FUNDING TRUST II SUB CORP_BN	..0.	2.A FE	7,000,000	80.4570	5,631,990	7,000,000	7,000,000					4.682	4.682	FA	123,813	327,740	03/08/2018	02/15/2048
431282-AP-7	HIGHWOODS REALTY LP SENIOR CORP_BND	..	1	..	2.B FE	9,866,700	92.3510	9,235,070	10,000,000	9,938,100		13,388			3.875	4.038	MS	129,167	387,500	02/13/2017	03/01/2027
431282-AQ-5	HIGHWOODS REALTY LP SENIOR CORP_BND	..	1	..	2.B FE	14,860,500	89.9800	13,497,045	15,000,000	14,920,422		13,397			4.125	4.240	MS	182,188	618,750	02/22/2018	03/15/2028
431282-AT-9	HIGHWOODS REALTY LP SENIOR CORP_BND	..0.	2	..	2.B FE	49,943	74.6860	37,343	50,000	49,949		6			2.600	2.614	FA	542	1,300	12/02/2021	02/01/2031
43137P-AA-8	HILL CITY FUNDING TRUST SENIOR CORP_BND	..0.	2	..	2.C FE	48,172	69.6020	34,801	50,000	48,235		60			4.046	4.324	FA	764	1,506	12/02/2021	08/15/2041
43148*-AA-7	HILL TOP ENERGY CENTER LLC CORP_BND	3.A PL	22,825,086	97.2400	22,195,113	22,825,086	22,825,086					5.830	5.828	JD	3,696	1,330,703	03/02/2020	12/31/2029
43371H-AA-1	HOAG MEM HOSP PRESBYTERIAN CORP_BND	..	2	..	1.C FE	11,247,000	79.3680	8,926,541	11,247,000	11,247,000					3.803	3.803	JJ	197,228	124,753	03/23/2022	07/15/2052
437076-AS-1	HOME DEPOT INC SENIOR CORP_BND	..0.	1	..	1.F FE	18,248,173	107.6390	18,563,439	17,246,000	18,250,333		(162,723)			5.875	5.183	JD	42,217	582,976	11/16/2022	12/16/2036
437076-AV-4	HOME DEPOT INC SENIOR CORP_BND	..	1	..	1.F FE	995,280	109.5110	1,095,112	1,000,000	996,252		111			5.950	5.984	AO	14,875	59,500	03/28/2011	04/01/2041
437076-BD-3	HOME DEPOT INC SENIOR CORP_BND	..	1	..	1.F FE	12,975,280	96.5640	11,394,587	11,800,000	12,767,240		(28,779)			4.875	4.273	FA	217,317	575,250	07/24/2014	02/15/2044
437076-BF-8	HOME DEPOT INC SENIOR CORP_BND	..0.	1	..	1.F FE	3,158,040	89.8320	2,694,951	3,000,000	3,137,376		(3,877)			4.400	4.080	MS	38,867	132,000	02/01/2017	03/15/2045
437076-BK-7	HOME DEPOT INC SENIOR CORP_BND	..	1	..	1.F FE	9,985,700	97.2160	9,721,640	10,000,000	9,995,650		1,511			3.350	3.367	MS	98,639	335,000	09/08/2015	09/15/2025
437076-BS-0	HOME DEPOT INC SENIOR CORP_BND	..0.	1	..	1.F FE	8,005,198	83.1190	6,691,088	8,050,000	8,010,947		888			3.900	3.930	JD	13,953	313,950	12/02/2021	06/15/2047
437076-BZ-4	HOME DEPOT INC SENIOR CORP_BND	..0.	1	..	1.F FE	1,105,010	71.7460	717,458	1,000,000	1,099,362		(2,583)			3.125	2.603	JD	1,389	31,250	10/06/2020	12/15/2049
437076-CG-5	HOME DEPOT INC SENIOR CORP_BND	..	2	..	1.F FE	8,559,400	60.7470	6,074,710	10,000,000	8,587,788		28,388			2.375	3.133	MS	69,931	237,500	01/31/2022	03/15/2051

ANNUAL STATEMENT FOR THE YEAR 2022 OF THE AMERICAN EQUITY INVESTMENT LIFE INSURANCE COMPANY

SCHEDULE D - PART 1

Showing All Long-Term BONDS Owned December 31 of Current Year

1	2	Codes			6	7	Fair Value		10	11	Change in Book/Adjusted Carrying Value				Interest					Dates	
		3	4	5			8	9			12	13	14	15	16	17	18	19	20	21	22
CUSIP Identification	Description	C o d e	F o r e i g n	Bond Char	NAIC Designation, NAIC Designation Modifier and SVO Administrative Symbol	Actual Cost	Rate Used to Obtain Fair Value	Fair Value	Par Value	Book/ Adjusted Carrying Value	Unrealized Valuation Increase/ (Decrease)	Current Year's (Amor-tization) Accretion	Current Year's Other-Than-Temporary Impairment Recognized	Total Foreign Exchange Change in Book/ Adjusted Carrying Value	Rate of	Effective Rate of	When Paid	Admitted Amount Due and Accrued	Amount Received During Year	Acquired	Stated Contractual Maturity Date
437076-CQ-3	HOME DEPOT INC SENIOR CORP_BND	2			1.F FE	31,232,976	.78.5230	25,060,615	31,915,000	31,243,028		10,052			3.625	3.744	AO	244,238	633,092	03/24/2022	04/15/2052
438516-AT-3	HONEYWELL INTERNATIONAL INC SENIOR CORP	1			1.F FE	9,002,998	105.3860	8,325,462	7,900,000	8,707,957		(160,141)			5.700	4.557	MS	132,588	450,300	09/12/2014	03/15/2037
438516-BB-1	HONEYWELL INTERNATIONAL INC SENIOR CORP	1			1.F FE	988,650	103.7390	1,037,387	1,000,000	991,190		278			5.375	5.452	MS	17,917	53,750	02/14/2011	03/01/2041
438516-CF-1	HONEYWELL INTERNATIONAL INC SENIOR CORP	2			1.F FE	48,388	79.5820	39,791	50,000	48,550		152			1.750	2.118	MS	292	911	12/02/2021	09/01/2031
440327-AK-0	HORACE MANN EDUCATORS CORPORAT SENIOR CO	1			2.B FE	15,255,555	95.9900	13,918,608	14,500,000	15,056,376		(201,171)			4.500	2.977	JD	54,375	652,500	12/20/2021	12/01/2025
440452-AJ-9	HORMEL FOODS CORPORATION SENIOR CORP_BND	2			1.F FE	53,671	69.7360	34,868	50,000	53,580		(85)			3.050	2.684	JD	119	1,525	12/02/2021	06/03/2051
44106M-BB-7	SERVICE PROPERTIES TRUST SENIOR CORP_BND	1			4.B FE	3,008,475	69.8750	2,096,250	3,000,000	3,006,886		(937)			4.950	4.907	AO	37,125	148,500	12/11/2020	10/01/2029
44107T-AW-6	HOST HOTELS & RESORTS LP SENIOR CORP_BND	2			2.C FE	5,414,100	95.8480	4,792,375	5,000,000	5,306,212		(103,653)			4.500	2.253	FA	93,750	225,000	12/14/2021	02/01/2026
44107T-BA-3	HOST HOTELS & RESORTS LP SENIOR CORP_BND	2			2.C FE	48,516	76.4280	38,214	50,000	48,654		129			2.900	3.249	JD	64	1,539	12/02/2021	12/15/2031
443510-AG-7	HUBBELL INCORPORATED SENIOR CORP_BND	1			2.A FE	396,976	95.1620	380,649	400,000	398,929		315			3.350	3.440	MS	4,467	13,400	02/23/2016	03/01/2026
443510-AK-8	HUBBELL INCORPORATED SENIOR CORP_BND	2			2.A FE	49,722	79.7100	39,855	50,000	49,751		28			2.300	2.367	MS	339	1,150	12/02/2021	03/15/2031
444859-BK-7	HUMANA INC SENIOR CORP_BND	1			2.C FE	4,994,900	87.8730	4,393,625	5,000,000	4,996,449		476			3.125	3.137	FA	59,028	156,250	08/08/2019	08/15/2029
444859-BL-5	HUMANA INC SENIOR CORP_BND	2			2.C FE	58,102	78.8050	39,402	50,000	57,895		(194)			3.950	3.067	FA	746	1,975	12/02/2021	08/15/2049
445658-CD-7	JB HUNT TRANSPORT SERVICES INC SENIOR CO	1			2.A FE	13,214,068	98.5100	12,954,104	13,150,000	13,156,577		(7,179)			3.850	3.785	MS	149,070	506,275	09/16/2014	03/15/2024
446150-AJ-3	HUNTINGTON BANCSHARES INC SENIOR CORP_BN	1			2.A FE	14,939,550	82.5920	12,388,800	15,000,000	14,955,556		5,643			2.550	2.596	FA	156,188	382,500	01/28/2020	02/04/2030
446150-AX-2	HUNTINGTON BANCSHARES INC SUB CORP_BND	2			2.A FE	1,307,827	71.4290	988,573	1,384,000	1,310,645		2,817			2.487	2.963	FA	13,003	17,210	05/03/2022	08/15/2036
446413-AS-5	HUNTINGTON INGALLS INDUSTRIES SENIOR COR	2			2.C FE	3,189,210	96.6300	2,898,885	3,000,000	3,129,960		(56,011)			3.844	1.869	MN	19,220	115,320	12/07/2021	05/01/2025
44701Q-BF-8	HUNTSMAN INTERNATIONAL LLC SENIOR CORP_B	2			2.C FE	51,041	77.7500	38,875	50,000	50,933		(101)			2.950	2.693	JD	66	1,475	12/02/2021	06/15/2031
44891A-AK-3	HYUNDAI CAPITAL AMERICA SENIOR CORP_BND	1			2.A FE	5,994,780	89.5670	5,374,020	6,000,000	5,997,880		531			2.750	2.760	MS	43,083	165,000	09/22/2016	09/27/2026
44891A-BN-6	HYUNDAI CAPITAL AMERICA SENIOR CORP_BND	2			2.A FE	6,007,080	89.9800	5,398,806	6,000,000	6,005,233		(1,805)			1.800	1.767	AO	22,800	108,000	12/20/2021	10/15/2025
44919*-AC-2	I-595 EXPRESS LLC CORP_BND	1			1.F PL	8,687,829	91.7890	7,974,479	8,687,829	8,687,829		799			3.310	3.322	MJSD	799	287,567	10/15/2025	12/31/2031
450319-C*-7	ITC MIDWEST LLC CORP_BND				1.F	20,000,000	80.1640	16,032,800	20,000,000	20,000,000					4.160	4.160	AO	168,711	832,000	04/17/2017	04/18/2047
450328-AA-3	ITC GREAT PLAINS LLC CORP_BND				1.F	14,000,000	74.2230	10,391,220	14,000,000	14,000,000					4.160	4.160	MN	56,622	582,400	11/26/2014	11/26/2044
45138L-BA-0	IDAHO POWER COMPANY SECURED CORP_BND	1			1.F FE	7,994,270	79.5390	6,363,120	8,000,000	7,995,433		150			4.300	4.304	AO	86,000	344,000	10/08/2015	04/01/2042
45167R-AH-7	IDEX CORPORATION SENIOR CORP_BND				2.B FE	50,499	83.5580	41,779	50,000	50,446		(49)			2.625	2.503	JD	58	1,313	12/02/2021	06/15/2031
452308-AQ-2	ILLINOIS TOOL WORKS INC SENIOR CORP_BND	1			1.E FE	38,746,374	97.5130	34,129,550	35,000,000	37,965,573		940,075			4.875	4.203	MS	502,396	1,706,250	12/11/2014	09/15/2041
452308-AX-0	ILLINOIS TOOL WORKS INC SENIOR CORP_BND	2			1.E FE	58,689	86.0100	43,005	50,000	58,342		(325)			3.900	2.772	MS	650	1,950	12/02/2021	09/01/2042
452327-AM-1	ILLUMINA INC SENIOR CORP_BND	2			2.B FE	50,149	79.6980	39,849	50,000	50,134		(14)			2.550	2.513	MS	347	1,275	12/02/2021	03/23/2031
454889-AM-8	INDIANA MICHIGAN POWER CO SENIOR CORP_BN	1			1.G FE	7,221,035	102.5690	7,889,592	7,692,000	7,226,141		(715,807)			6.050	5.727	MS	137,024	465,366	06/30/2010	03/15/2037
455170-AY-0	INDIANA UNIVERSITY HEALTH INC SENIOR COR	2			1.C FE	52,452	64.8450	32,422	50,000	52,392		(56)			2.852	2.612	MN	238	1,426	12/02/2021	11/01/2051
45686X-CF-8	TRANE TECHNOLOGIES CO LLC SENIOR CORP_BN				2.B FE	5,346,600	103.5120	5,548,216	5,360,000	5,354,902		827			6.015	6.037	FA	121,797	322,404	10/06/2009	02/15/2028
45687A-AG-7	TRANE TECHNOLOGIES GLOBAL HOLD SENIOR CO				2.B FE	72,050	98.2010	49,100	50,000	71,252		(746)			5.750	2.964	JD	128	2,875	12/02/2021	06/15/2043
45687A-AN-2	TRANE TECHNOLOGIES GLOBAL HOLD SENIOR CO	1			2.B FE	19,922,950	76.8280	15,365,620	20,000,000	19,929,798		1,522			4.300	4.323	FA	310,556	860,000	02/27/2018	06/12/2048
457187-AB-8	INGREDION INC SENIOR CORP_BND				2.B FE	24,256,980	93.6470	22,475,280	24,000,000	24,101,285		(27,082)			3.200	3.072	AO	192,000	768,000	10/18/2016	10/01/2026
458140-AN-0	INTEL CORPORATION SENIOR CORP_BND	1			1.E FE	49,494,050	92.9900	46,494,850	50,000,000	49,688,405		24,840			4.000	4.077	JD	88,889	2,000,000	07/22/2015	12/15/2032
458140-BX-7	INTEL CORPORATION SENIOR CORP_BND	2			1.E FE	10,732,575	63.1250	6,628,083	10,500,000	10,729,111		(3,009)			3.200	3.102	FA	129,733	336,000	10/13/2021	06/12/2061
458140-CC-2	INTEL CORPORATION SENIOR CORP_BND				1.E FE	7,120,684	88.7160	6,300,603	7,102,000	7,120,621		(63)			5.050	5.035	FA	145,453		08/02/2022	08/05/2062
45834Q-AA-7	INTEGRIS BAPTIST MEDICAL CENTE SENIOR CO	2			1.G FE	58,767	72.6130	36,306	50,000	58,551		(202)			3.875	2.954	FA	732	1,938	12/02/2021	08/15/2050
45866F-AD-6	INTERCONTINENTAL EXCHANGE INC SENIOR COR	1			1.G FE	43,087,368	97.4570	43,855,425	45,000,000	43,230,022		(1,855,666)			3.750	3.594	JD	140,625	1,687,500	11/20/2015	12/01/2025
45866F-AN-4	INTERCONTINENTAL EXCHANGE INC SENIOR COR	2			1.G FE	4,237,336	75.5270	3,474,228	4,600,000	4,265,089		27,753			1.850	2.708	MS	25,057	85,100	01/25/2022	09/15/2032
45866F-AX-2	INTERCONTINENTAL EXCHANGE INC SENIOR COR	2			1.G FE	1,400,262	93.3310	1,325,295	1,420,000	1,400,495		233			4.950	5.040	JD	3,124	39,441	05/12/2022	06/15/2052
45866F-AY-0	INTERCONTINENTAL EXCHANGE INC SENIOR COR	2			1.G FE	2,741,316	94.9060	2,586,186	2,725,000	2,741,429		113			5.200	5.163	JD	6,298	79,509	12/08/2022	06/15/2062
459200-BB-6	INTERNATIONAL BUSINESS MACHINE SENIOR CO				1.G FE	7,829,821	106.7450	7,610,919	7,130,000	7,549,861		(31,991)			5.875	5.109	MN	37,234	418,888	12/02/2021	11/29/2032
459200-KL-4	INTERNATIONAL BUSINESS MACHINE SENIOR CO	2			1.G FE	18,948,200	65.8270	13,165,400	20,000,000	18,971,129		22,929			2.950	3.235	MN	75,389	590,000	01/10/2022	05/15/2050
459506-AC-5	INTERNATIONAL FLAVORS & FRAGRA SENIOR CO	1			2.C FE	1,656,623	99.2740	1,638,023	1,650,000	1,650,061		(791)			3.200	3.152	MN	8,800	52,800	04/02/2013	05/01/2023

ANNUAL STATEMENT FOR THE YEAR 2022 OF THE AMERICAN EQUITY INVESTMENT LIFE INSURANCE COMPANY

SCHEDULE D - PART 1

Showing All Long-Term BONDS Owned December 31 of Current Year

1	2	Codes			6	7	Fair Value		10	11	Change in Book/Adjusted Carrying Value				Interest					Dates	
		3	4	5			8	9			12	13	14	15	16	17	18	19	20	21	22
CUSIP Identification	Description	C o d e	F o r e i g n	Bond Char	NAIC Designation, NAIC Designation Modifier and SVO Administrative Symbol	Actual Cost	Rate Used to Obtain Fair Value	Fair Value	Par Value	Book/ Adjusted Carrying Value	Unrealized Valuation Increase/ (Decrease)	Current Year's (Amor-tization) Accretion	Current Year's Other-Than-Temporary Impairment Recognized	Total Foreign Exchange Change in Book/ Adjusted Carrying Value	Rate of	Effective Rate of	When Paid	Admitted Amount Due and Accrued	Amount Received During Year	Acquired	Stated Contractual Maturity Date
459506-AL-5	INTERNATIONAL FLAVORS & FRAGRA SENIOR CO0..	2 2.C FE	65,900	86.1870	43,094	50,000	65,481		(392)			5.000	3.202	MS	660	2,500	12/02/2021	09/26/2048
459506-AS-0	INTERNATIONAL FLAVORS & FRAGRA SENIOR CO0..	2 2.C FE	8,362,500	68.3560	6,835,590	10,000,000	8,385,719		23,219			3.468	4.488	JD	28,900	346,800	03/14/2022	12/01/2050
460146-CF-8	INTERNATIONAL PAPER CO SENIOR CORP_BND0..	1 2.B FE	16,886,618	110.4510	15,412,319	13,954,000	16,780,457		(90,728)			7.300	5.373	MN	130,160	288,642	11/16/2022	11/15/2039
460146-CK-7	INTERNATIONAL PAPER CO SENIOR CORP_BND0..	1 2.B FE	8,226,776	87.5830	7,269,414	8,300,000	8,238,666		5,044			4.800	4.856	JD	17,707	398,400	08/05/2014	06/15/2044
460146-CM-3	INTERNATIONAL PAPER CO SENIOR CORP_BND0..	1 2.B FE	6,604,168	95.3900	6,677,321	7,000,000	6,609,556		(583,528)			5.000	4.717	MS	103,056	350,000	05/10/2019	09/15/2035
460146-CQ-4	INTERNATIONAL PAPER CO SENIOR CORP_BND0..	1 2.B FE	4,994,950	82.6170	4,130,825	5,000,000	4,995,540		99			4.400	4.406	FA	83,111	220,000	08/02/2016	08/15/2047
460146-CS-0	INTERNATIONAL PAPER CO SENIOR CORP_BND0..	1 2.B FE	9,989,800	83.9510	8,395,110	10,000,000	9,990,823		192			4.350	4.356	FA	164,333	435,000	07/31/2017	08/15/2048
46033#-AA-8	DOVER INTERNATIONAL SPEEDWAY I CORP_BND0..	1 2.B YE	10,369,325	80.3990	8,336,833	10,369,325	10,369,325					6.250	6.250	MON	54,007	647,756	07/14/2008	10/01/2034
460690-BP-4	INTERPUBLIC GROUP OF COMPANIES SENIOR CO0..	1 2.B FE	14,790,070	95.7050	15,025,607	15,700,000	14,822,303		(861,400)			4.650	4.668	AO	182,513	730,050	09/18/2018	10/01/2028
460690-BS-8	INTERPUBLIC GROUP OF COMPANIES SENIOR CO0..	2 2.B FE	22,964,142	70.9600	18,343,740	25,851,000	23,039,328		75,186			3.375	4.231	MS	290,824	529,048	04/12/2022	03/01/2041
460690-BT-6	INTERPUBLIC GROUP OF COMPANIES SENIOR CO0..	2 2.B FE	50,109	79.2340	39,617	50,000	50,097		(11)			2.400	2.372	MS	400	1,200	12/02/2021	03/01/2031
461070-AG-9	INTERSTATE POWER AND LIGHT CO SENIOR COR0..	1 2.A FE	10,304,411	104.0490	10,404,890	10,000,000	10,303,846		(565)			6.250	5.958	JJ	288,194		11/16/2022	07/15/2039
461070-AL-8	INTERSTATE POWER AND LIGHT CO SENIOR COR0..	1 2.A FE	14,930,161	96.4320	14,344,305	14,875,000	14,884,700		(8,299)			3.250	3.202	JD	40,286	483,438	06/23/2015	12/01/2024
46188B-AC-6	INVITATION HOMES OPERATING PAR SENIOR CO0..	2 2.C FE	49,330	73.1720	36,586	50,000	49,383		51			2.700	2.831	JJ	623	938	12/02/2021	01/15/2034
46247#-AA-2	IOWA INTERSTATE RAILROAD LTD CORP_BND0..	1 1.D PL	10,000,000	97.4540	9,745,400	10,000,000	10,000,000					4.530	4.530	JJ	192,525	453,000	02/02/2016	01/28/2028
463556-A#-9	IROQUOIS GAS TRANSMISSION SYST SENIOR CO0..	1 2.A	3,000,000	88.4100	2,652,291	3,000,000	3,000,000					4.120	4.119	JD	5,493	123,600	05/09/2019	05/09/2034
46361*-AE-6	IRVINE CO CORP_BND0..	1 1.E FE	15,000,000	95.2880	14,293,200	15,000,000	15,000,000					3.400	3.400	JD	42,500	510,000	07/27/2015	06/01/2025
46433#-AA-6	ISKANDAR VENTURES LLC CORP_BND0..	1 1.E PL	23,795,980	77.1900	18,368,117	23,795,980	23,795,980					3.410	3.410	MON	36,064	811,542	02/19/2020	07/15/2040
465685-AD-7	ITC HOLDINGS CORP SENIOR CORP_BND 144A0..	1 2.B FE	6,161,830	101.1180	6,127,739	6,060,000	6,124,132		(484,782)			6.375	5.472	MS	97,654	386,325	10/05/2010	09/30/2036
465685-AG-0	ITC HOLDINGS CORP SENIOR CORP_BND0..	1 2.B FE	24,823,453	99.3590	24,839,675	25,000,000	24,892,819		(94,558)			4.050	4.085	JJ	506,250	1,012,500	06/26/2013	07/01/2023
46625H-HV-5	JPMORGANCHASE&CO SENIOR CORP_BND0..	1 1.F FE	10,221,700	100.1940	10,019,410	10,000,000	10,171,920		(5,677)			5.500	5.349	AO	516,111	550,000	05/31/2011	10/15/2040
466313-AK-9	JIABIL INC SENIOR CORP_BND0..	2 2.C FE	51,282	83.2490	41,625	50,000	51,144		(130)			3.000	2.673	JJ	692	1,500	12/02/2021	01/15/2031
46647P-AA-4	JPMORGANCHASE&CO SENIOR CORP_BND0..	1 1.F FE	10,000,000	82.7830	8,278,300	10,000,000	10,000,000					4.260	4.260	FA	152,650	426,000	02/14/2017	02/22/2048
46647P-AK-2	JPMORGANCHASE&CO SENIOR CORP_BND0..	1 1.F FE	25,000,000	79.9630	19,990,625	25,000,000	25,000,000					4.032	4.032	JJ	439,600	1,008,000	07/17/2017	07/24/2048
46647P-AL-0	JPMORGANCHASE&CO SENIOR CORP_BND0..	2 1.F FE	11,539,500	78.6190	7,861,850	10,000,000	11,492,192		(39,341)			3.964	3.099	MN	50,651	396,400	10/13/2021	11/15/2048
46647P-AN-6	JPMORGANCHASE&CO SENIOR CORP_BND0..	2 1.F FE	16,797,000	77.7920	11,668,845	15,000,000	16,753,491		(43,509)			3.897	3.214	JJ	256,553	584,550	01/10/2022	01/23/2049
46647P-AP-7	JPMORGANCHASE&CO SENIOR CORP_BND0..	1 1.F FE	1,000,000	92.6020	926,021	1,000,000	1,000,000					4.005	4.005	AO	7,565	40,050	04/16/2018	04/23/2029
46647P-AV-8	JPMORGANCHASE&CO SENIOR CORP_BND0..	1 1.F FE	5,000,000	93.5400	4,677,015	5,000,000	5,000,000					4.203	4.203	JJ	92,233	210,150	07/16/2018	07/23/2029
46647P-BJ-4	JPMORGANCHASE&CO SENIOR CORP_BND0..	2 1.E FE	3,596,800	93.9560	3,758,252	4,000,000	3,603,534		6,734			4.493	6.039	MS	48,425		10/25/2022	03/24/2031
46647P-AA-4	JPMORGANCHASE&CO SENIOR CORP_BND0..	1 1.E FE	20,000,000	68.7370	13,747,320	20,000,000	20,000,000					3.328	3.328	AO	127,573	665,600	04/15/2021	04/22/2052
46647P-CR-5	JPMORGANCHASE&CO SENIOR CORP_BND0..	2 1.E FE	10,810,000	79.1740	8,558,666	10,810,000	10,810,000					2.545	2.545	MN	40,503	275,115	11/01/2021	11/08/2032
46647P-CU-8	JPMORGANCHASE&CO SENIOR CORP_BND0..	2 1.E FE	19,555,000	81.7780	15,991,766	19,555,000	19,555,000					2.963	2.963	JJ	251,080	289,707	01/18/2022	01/25/2033
46647P-DC-7	JPMORGANCHASE&CO SENIOR CORP_BND0..	2 1.E FE	8,455,000	92.5050	7,821,281	8,455,000	8,455,000					4.586	4.586	AO	54,010	193,873	04/19/2022	04/26/2033
46647P-DK-9	JPMORGANCHASE&CO SUB CORP_BND0..	2 1.G FE	11,766,402	98.6700	11,840,376	12,000,000	11,768,449		2,047			5.717	5.963	MS	203,906		11/23/2022	09/14/2033
46658#-AA-2	JLL CTL PT TR CITY OF DALLAS SECURED CO0..	1 1.E	4,336,236	91.8470	3,880,849	4,225,321	4,318,733		(5,816)			4.433	4.241	MON	8,324	177,654	06/28/2016	12/15/2045
46671*-AA-9	ORLANDO HEALTH INC CORP_BND0..	1 1.F YE	5,910,820	80.2580	4,626,072	5,910,820	5,901,228		(4,768)			3.290	3.152	MON	8,428	189,636	04/15/2020	04/25/2043
46817M-AN-7	JACKSON FINANCIAL INC SENIOR CORP_BND0..	2 2.B FE	19,799,359	64.8370	12,967,380	20,000,000	19,801,259		1,900			4.000	4.059	MN	84,444	400,000	09/22/2022	11/23/2051
46849L-UV-1	JACKSON NATIONAL LIFE GLOBAL F SECURED C0..	1 1.F FE	4,376,256	92.9150	4,066,890	4,377,000	4,376,492		236			1.750	1.756	JJ	35,958	38,299	01/05/2022	01/12/2025
47015P-AD-0	JAMAICA DIVERSIFIED PAYMENT RI CORP_BND0..	1 3.A FE	2,000,000	90.5000	1,810,000	2,000,000	2,000,000					5.250	5.283	MJSD	4,667	105,000	09/29/2020	09/22/2030
47233J-GT-9	JEFFERIES GROUP LLC SENIOR CORP_BND0..	2 2.B FE	49,009	76.8920	38,446	50,000	49,104		90			2.625	2.857	AO	277	1,338	12/02/2021	10/15/2031
478045-AA-5	JOHN SEVIER COMBINED CYCLE GEN SECURED C0..	1 1.C FE	34,561,370	94.7030	31,928,160	33,713,883	34,304,780		(26,547)			4.626	4.425	JJ	719,151	1,559,604	01/11/2012	01/15/2042
478160-AA-4	JOHNSON & JOHNSON SENIOR CORP_BND0..	1 1.A FE	72,169	111.4390	55,720	50,000	70,920		(1,170)			5.950	5.513	FA	1,124	2,975	12/02/2021	08/15/2037
478160-BV-5	JOHNSON & JOHNSON SENIOR CORP_BND0..	1 1.A FE	13,296,816	84.7640	11,104,071	13,100,000	13,282,267		(5,358)			3.700	3.608	MS	161,567	484,700	06/17/2019	03/01/2046
478160-CG-7	JOHNSON & JOHNSON SENIOR CORP_BND0..	1 1.A FE	11,972,040	84.6080	10,152,984	12,000,000	11,975,334		617			3.750	3.763	MS	147,500	450,000	03/01/2017	03/03/2047
478165-AG-8	SC JOHNSON & SON INC SENIOR CORP_BND 1440..	1 1.G FE	23,449,669	91.6840	20,184,211	22,015,000	23,147,445		(43,851)			4.800	4.370	MS	352,240	1,056,720	09/02/2014	09/01/2040

ANNUAL STATEMENT FOR THE YEAR 2022 OF THE AMERICAN EQUITY INVESTMENT LIFE INSURANCE COMPANY

SCHEDULE D - PART 1

Showing All Long-Term BONDS Owned December 31 of Current Year

1	2	Codes			6	7	Fair Value		10	11	Change in Book/Adjusted Carrying Value				Interest					Dates	
		3	4	5			8	9			12	13	14	15	16	17	18	19	20	21	22
CUSIP Identification	Description	C o d e	F o r e i g n	Bond Char	NAIC Designation, NAIC Designation Modifier and SVO Administrative Symbol	Actual Cost	Rate Used to Obtain Fair Value	Fair Value	Par Value	Book/ Adjusted Carrying Value	Unrealized Valuation Increase/ (Decrease)	Current Year's (Amor-tization) Accretion	Current Year's Other-Than-Temporary Impairment Recognized	Total Foreign Exchange Change in Book/ Adjusted Carrying Value	Rate of	Effective Rate of	When Paid	Admitted Amount Due and Accrued	Amount Received During Year	Acquired	Stated Contractual Maturity Date
478165-AH-6	SC JOHNSON & SON INC SENIOR CORP_BND 144	..0.	1		1.G FE	4,990,350	89.9980	4,499,895	5,000,000	4,991,524		189			4.750	4.762	AO	50,139	237,500	10/13/2015	10/15/2046
48203R-AD-6	JUNIPER NETWORKS INC SENIOR CORP_BND	..0.			2.B FE	66,469	93.5800	46,790	50,000	65,822		(606)			5.950	3.571	MS	876	2,975	12/02/2021	03/15/2041
48239@-AE-0	KBCM CTL PASS-THRU TR CORP_BND				1.F	6,754,294		7,145,638	6,754,294	6,754,294					6.320	6.320	MON	18,972	427,028	10/17/2007	10/15/2032
48239@-AG-5	KBCM CTL PASS-THRU TR CORP_BND				1.F	2,606,838	112.2630	2,926,515	2,606,838	2,606,838					6.970	6.970	MON	8,075	198,667	02/28/2022	06/15/2034
48239@-AK-6	KBCM CTL PASS-THRU TR CORP_BND				1.F	4,585,921	122.6950	5,626,695	4,585,921	4,585,921					8.250	8.250	MON	22,070	378,347	03/05/2009	03/10/2034
482480-AE-0	KLA CORP SENIOR CORP_BND	..0.	1		1.G FE	318,196	99.8730	318,594	319,000	318,823		91			4.650	4.682	MN	2,472	14,834	10/30/2014	11/01/2024
482480-AF-7	KLA CORP SENIOR CORP_BND	..0.	1		1.G FE	13,762,624	101.0030	14,645,479	14,500,000	13,776,297		(840,416)			5.650	5.562	MN	136,542	819,250	12/02/2014	11/01/2034
482480-AG-5	KLA CORP SENIOR CORP_BND	..0.	1		1.G FE	26,156,670	96.9030	23,741,260	24,500,000	25,609,013		(166,210)			4.100	3.258	MS	295,769	1,004,500	07/29/2019	03/15/2029
482480-AJ-9	KLA CORP SENIOR CORP_BND	..0.	2		1.G FE	54,172		36,370	50,000	54,065		(100)			3.300	2.861	MS	550	1,650	12/02/2021	03/01/2050
482480-AN-0	KLA CORP SENIOR CORP_BND	..0.	2		1.G FE	2,206,597	97.6520	2,158,118	2,210,000	2,206,702		106			5.250	5.259	JJ	60,591		06/21/2022	07/15/2062
48249D-AA-9	KKR GROUP FINANCE CO II LLC SENIOR CORP	..0.	1		1.F FE	8,600,472	93.2070	8,109,009	8,700,000	8,617,628		2,184			5.500	5.579	FA	199,375	478,500	01/25/2013	02/01/2043
48252A-AA-9	KKR GROUP FINANCE CO VI LLC SENIOR CORP	..0.	1		1.F FE	2,991,570	90.3290	2,709,855	3,000,000	2,994,169		778			3.750	3.784	JJ	56,250	112,500	07/01/2019	07/01/2029
48255B-AA-4	KKR GROUP FINANCE CO X LLC SENIOR CORP_B	..0.	2		1.F FE	47,500,202	64.1970	32,297,460	50,310,000	47,543,086		42,808			3.250	3.546	JD	72,670	1,666,868	03/14/2022	12/15/2051
48255@-AA-3	KKR GROUP FINANCE CO XII LLC SENIOR CORP	..0.	2		1.F FE	600,871	93.7700	565,431	603,000	600,976		105			4.850	4.895	MN	3,574	14,623	05/10/2022	05/17/2032
48262@-AI-1	KINDER MORGAN INC SENIOR CORP_BND	..0.	1		2.B FE	9,937,026	103.3830	10,338,280	10,000,000	9,939,945		(691,084)			7.250	6.010	MS	241,667	725,000	08/08/2005	03/01/2028
48305@-AD-5	KAISER FOUNDATION HOSPITALS SENIOR CORP	..0.	1		1.D FE	14,857,650	86.0890	12,913,350	15,000,000	14,872,843		2,957			4.150	4.206	MN	103,750	622,500	04/25/2017	05/01/2047
485134-BM-1	EVERGY METRO INC SENIOR CORP_BND	..0.	1		1.F FE	9,372,593	95.3770	9,966,938	10,450,000	9,381,430		(1,014,141)			5.300	5.343	AO	138,463	553,850	09/15/2011	10/01/2041
48517@-AV-6	KANSAS CITY SOUTHERN SENIOR CORP_BND	..0.	1		2.B FE	5,977,778	99.1370	6,245,606	6,300,000	6,280,157		53,571			3.000	3.863	MN	24,150	189,000	07/26/2016	05/15/2023
48517@-BC-7	KANSAS CITY SOUTHERN SENIOR CORP_BND	..0.	2		2.B FE	60,666	74.9290	37,464	50,000	60,565		(95)			4.200	3.306	MN	268	2,100	12/02/2021	11/15/2069
487836-BL-1	KELLOGG COMPANY SENIOR CORP_BND	..0.	1		2.B FE	5,747,781	99.6190	6,276,016	6,300,000	6,288,506		67,875			2.750	3.714	MS	57,750	173,250	09/12/2013	03/01/2023
487836-BQ-0	KELLOGG COMPANY SENIOR CORP_BND	..0.			2.B FE	63,221	86.4220	43,211	50,000	62,818		(377)			4.500	2.964	AO	563	2,250	12/02/2021	04/01/2046
488401-AD-2	KEMPER CORP SENIOR CORP_BND	..0.	2		2.C FE	10,970,080	84.3490	9,278,379	11,000,000	10,972,222		2,142			3.800	3.833	FA	148,622	209,000	02/15/2022	02/23/2032
48917@-AF-7	KENNAMETAL INC SENIOR CORP_BND	..0.	2		2.B FE	50,194	77.4650	38,733	50,000	50,174		(19)			2.800	2.750	MS	467	1,400	12/02/2021	03/01/2031
49271V-AC-4	KEURIG DR PEPPER INC SENIOR CORP_BND	..0.	1		2.B FE	21,531,470	92.6170	17,597,211	19,000,000	21,192,842		(107,338)			4.985	3.948	MN	94,715	947,150	09/10/2019	05/25/2038
49271V-AD-2	KEURIG DR PEPPER INC SENIOR CORP_BND	..0.	1		2.B FE	1,000,000	89.9140	899,141	1,000,000	1,000,000					5.085	5.085	MN	5,085	50,850	06/05/2019	05/25/2048
49271V-AR-1	KEURIG DR PEPPER INC SENIOR CORP_BND	..0.	2		2.B FE	16,208,786	83.8110	13,707,305	16,355,000	16,210,258		1,471			4.500	4.555	AO	155,373	353,677	04/07/2022	04/15/2052
49326@-EJ-8	KEYCORP SENIOR CORP_BND	..0.			2.A FE	19,984,098	84.2710	16,854,100	20,000,000	19,988,955		1,765			2.550	2.559	AO	127,500	510,000	09/04/2019	10/01/2029
49337W-AH-3	NATIONAL GRID USA SENIOR CORP_BND	..0.	1		2.B FE	9,123,373	96.8080	8,954,703	9,250,000	9,171,390		15,534			5.875	5.984	AO	135,859	543,438	07/07/2010	04/01/2033
49337W-AJ-9	NATIONAL GRID USA SENIOR CORP_BND	..0.	1		2.B FE	13,717,346	93.2380	12,286,956	13,178,000	13,530,436		(2,898)			5.800	5.498	AO	191,180	764,719	07/22/2010	04/01/2035
49338C-BG-7	KEYSPAN GAS EAST CORPORATION SENIOR CORP	..0.	1		2.A FE	8,905,494	96.0310	8,323,628	6,585,000	8,790,137		(86,365)			5.819	3.351	AO	95,795	383,181	10/11/2021	03/01/2041
49338L-AB-9	KEYSIGHT TECHNOLOGIES INC SENIOR CORP_BN	..0.	1		2.B FE	19,889,266	98.6350	19,727,000	20,000,000	19,897,461		(116,953)			4.550	4.441	AO	154,194	910,000	09/14/2016	10/30/2024
49338L-AF-0	KEYSIGHT TECHNOLOGIES INC SENIOR CORP_BN	..0.	1		2.B FE	14,987,100	86.9010	13,035,090	15,000,000	14,990,853		1,189			3.000	3.010	AO	76,250	450,000	10/07/2019	10/30/2029
49427R-AP-7	KILROY REALTY LP SENIOR CORP_BND	..0.	1		2.B FE	14,981,700	80.1960	12,029,430	15,000,000	14,986,689		1,649			3.050	3.064	FA	172,833	457,500	09/03/2019	02/15/2030
49427R-AR-3	KILROY REALTY LP SENIOR CORP_BND	..0.	2		2.B FE	48,868	69.4070	34,703	50,000	48,956		83			2.650	2.875	MN	169	1,465	12/02/2021	11/15/2033
49436@-BC-6	KIMBERLY-CLARK CORPORATION SENIOR CORP_B	..0.			1.F FE	77,019	114.5440	57,272	50,000	75,484		(1,438)			6.625	2.448	FA	1,380	3,313	12/02/2021	08/01/2037
49436@-BG-7	KIMBERLY-CLARK CORPORATION SENIOR CORP_B	..0.	1		1.F FE	19,629,898	101.4260	18,240,506	17,984,000	19,279,788		(45,000)			5.300	4.702	MS	317,717	953,152	11/01/2013	03/01/2041
49436@-BV-4	KIMBERLY-CLARK CORPORATION SENIOR CORP_B	..0.	1		1.F FE	6,983,900	73.2620	5,128,333	7,000,000	6,986,188		395			3.200	3.212	JJ	93,956	224,000	07/26/2016	07/30/2046
49446R-AP-4	KIMCO REALTY CORPORATION SENIOR CORP_BND	..0.	1		2.A FE	20,223,101	91.8830	19,295,514	21,000,000	20,319,869		36,203			2.800	3.706	AO	147,000	420,000	11/02/2022	10/01/2026
49446R-AQ-2	KIMCO REALTY CORPORATION SENIOR CORP_BND	..0.	1		2.A FE	14,740,300	73.3260	10,998,885	15,000,000	14,770,352		54,347			4.125	4.227	JD	51,563	618,750	01/17/2017	12/01/2046
49446R-AT-6	KIMCO REALTY CORPORATION SENIOR CORP_BND	..0.	1		2.A FE	4,962,950	77.0470	3,852,360	5,000,000	4,966,672		727			4.450	4.495	MS	74,167	222,500	08/01/2017	09/01/2047
49446R-AY-5	KIMCO REALTY CORPORATION SENIOR CORP_BND	..0.	2		2.A FE	48,575	76.9170	38,459	50,000	48,713		129			2.250	2.575	JD	94	1,341	12/02/2021	12/01/2031
49455@-AJ-5	KINDER MORGAN ENERGY PARTNERS SENIOR COR	..0.	1		2.B FE	2,415,907	108.6700	2,434,215	2,240,000	2,339,881		(8,890)			7.400	6.685	MS	48,807	165,760	12/15/2010	03/15/2031
49455@-AT-3	KINDER MORGAN ENERGY PARTNERS SENIOR COR	..0.	1		2.B FE	3,053,160	97.3950	2,921,835	3,000,000	3,037,720		(2,098)			5.800	5.656	MS	51,233	174,000	10/02/2013	03/15/2035
49455@-BD-7	KINDER MORGAN ENERGY PARTNERS SENIOR COR	..0.	1		2.B FE	3,138,862	101.3740	3,446,726	3,400,000	3,141,036		(305,421)			6.500	6.370	MS	73,667	221,000	10/23/2009	09/01/2039
49456@-AB-7	KINDER MORGAN INC SENIOR CORP_BND 144A	..0.	2		2.B FE	3,438,004	100.1020	3,208,259	3,205,000	3,291,851		(138,134)			5.625	1.241	MN	23,036	180,281	12/08/2021	11/15/2023

ANNUAL STATEMENT FOR THE YEAR 2022 OF THE AMERICAN EQUITY INVESTMENT LIFE INSURANCE COMPANY

SCHEDULE D - PART 1

Showing All Long-Term BONDS Owned December 31 of Current Year

1	2	Codes			6	7	Fair Value		10	11	Change in Book/Adjusted Carrying Value				Interest					Dates	
		3	4	5			8	9			12	13	14	15	16	17	18	19	20	21	22
CUSIP Identification	Description	C o d e	F o r e i g n	Bond Char	NAIC Designation, NAIC Designation Modifier and SVO Administrative Symbol	Actual Cost	Rate Used to Obtain Fair Value	Fair Value	Par Value	Book/ Adjusted Carrying Value	Unrealized Valuation Increase/ (Decrease)	Current Year's (Amor-tization) Accretion	Current Year's Other-Than-Temporary Impairment Recognized	Total Foreign Exchange Change in Book/ Adjusted Carrying Value	Rate of	Effective Rate of	When Paid	Admitted Amount Due and Accrued	Amount Received During Year	Acquired	Stated Contractual Maturity Date
49456B-AP-6	KINDER MORGAN INC SENIOR CORP_BND	..0..	2		2.B FE	1,887,800	95.8720	1,917,430	2,000,000	1,881,830		4,030			4.300	5.517	MS	28,667		10/07/2022	03/01/2028
49456B-AR-2	KINDER MORGAN INC SENIOR CORP_BND	..0..	1		2.B FE	990,600	77.5740	775,740	1,000,000	992,572		830			2.000	2.100	FA	7,556	20,000	07/27/2020	02/15/2031
49456B-AT-8	KINDER MORGAN INC SENIOR CORP_BND	..0..	2		2.B FE	8,744,302	69.5900	6,033,488	8,670,000	8,742,892			(1,380)		3.600	3.552	FA	117,912	312,120	10/26/2021	02/15/2051
49836M-AA-6	KKR REIGN I LTD SECURED CORP_BND 144A	..0..	2		5.A	50,000,000	53.6800	26,839,870	50,000,000	50,000,000					5.000	4.999	MN	215,278	2,500,000	06/10/2019	05/30/2049
500255-AN-4	KOHL'S CORP SENIOR CORP_BND	..0..	1		3.A FE	5,853,780	76.5000	5,853,780	7,652,000	5,853,780		(8,030)	2,029,015		6.000	5.620	JJ	211,705	459,120	05/10/2011	01/15/2033
500255-AX-2	KOHL'S CORP SENIOR CORP_BND	..0..	2		3.A FE	51,282	70.1250	35,063	50,000	51,150		(124)			3.375	3.050	MN	281	1,688	12/02/2021	05/01/2031
50075N-AC-8	MONDELEZ INTERNATIONAL INC SENIOR CORP_B	..0..	2		2.A FE	16,963,122	104.3600	15,236,516	14,600,000	16,021,243		(124,621)			6.500	5.116	MN	158,167	949,000	10/17/2013	11/01/2031
50077L-AB-2	KRAFT HEINZ FOODS CO SENIOR CORP_BND	..0..	2		2.C FE	1,145,183	82.1670	1,068,175	1,300,000	1,145,356		173			4.375	5.265	JD	4,740		12/09/2022	06/01/2046
50077L-AM-8	KRAFT HEINZ FOODS CO SENIOR CORP_BND	..0..	2		2.C FE	5,379,500	92.6520	4,702,074	5,075,000	5,374,027		(5,473)			5.200	4.765	JJ	121,687	131,950	03/22/2022	07/15/2045
50077L-BJ-4	KRAFT HEINZ FOODS CO SENIOR CORP_BND	..0..	2		2.C FE	9,221,802	95.8500	7,859,733	8,200,000	9,208,171		(13,631)			5.500	4.691	JD	37,583	451,000	03/22/2022	06/01/2050
501044-CN-9	KROGER CO SENIOR CORP_BND	..0..	1		2.A FE	10,029,510	96.2580	10,631,663	11,045,000	10,038,388		(1,035,542)			5.400	5.377	JJ	275,021	596,430	10/19/2010	07/15/2040
501044-CR-0	KROGER CO SENIOR CORP_BND	..0..	1		2.A FE	16,856,958	91.3440	15,117,366	16,550,000	16,807,485		(8,414)			5.000	4.872	AO	174,694	827,500	12/02/2021	04/15/2042
501044-CY-5	KROGER CO SENIOR CORP_BND	..0..	1		2.A FE	4,989,800	98.9590	4,947,965	5,000,000	4,998,691		1,160			4.000	4.025	FA	83,333	200,000	01/23/2014	02/01/2024
501044-DG-3	KROGER CO SENIOR CORP_BND	..0..	1		2.A FE	12,954,170	85.4330	10,251,936	12,000,000	12,913,116		(24,216)			4.450	3.943	FA	222,500	534,000	03/26/2021	02/01/2047
501044-DK-4	KROGER CO SENIOR CORP_BND	..0..	1		2.A FE	4,963,800	87.3120	4,365,605	5,000,000	4,967,080		680			4.650	4.695	JJ	107,208	232,500	07/17/2017	01/15/2048
501044-DL-2	KROGER CO SENIOR CORP_BND	..0..	1		2.A FE	994,030	96.3650	963,651	1,000,000	996,080		552			4.500	4.575	JJ	20,750	45,000	01/07/2019	01/15/2029
501044-DN-8	KROGER CO SENIOR CORP_BND	..0..	1		2.B FE	14,027,780	78.5550	10,212,085	13,000,000	13,989,481		(22,303)			3.950	3.507	JJ	236,781	513,500	03/24/2021	01/15/2050
50155Q-AM-2	KYNDRYL HOLDINGS INC SENIOR CORP_BND	..0..	2		2.B FE	12,014,002	60.5660	7,267,884	12,000,000	12,013,976		(26)			4.100	4.091	AO	103,867	246,000	09/19/2022	10/15/2041
50203U-AA-1	LBJ INFRASTRUCTURE GROUP LLC SENIOR CORP	..0..	2		2.B FE	11,664,720	63.0350	7,564,248	12,000,000	11,670,292		5,572			3.797	3.950	JD	1,266	480,953	01/20/2022	12/31/2057
502431-AM-1	L3HARRIS TECHNOLOGIES INC SENIOR CORP_BN	..0..	2		2.B FE	4,251,465	96.4930	4,342,167	4,500,000	4,260,029		8,564			4.400	5.546	JD	8,800	99,000	10/07/2022	06/15/2028
502436-AA-8	CLARK QNTY NV LAS VEGAS CONV C CORP_BND	..0..	1		4.A YE	31,787,119	94.9310	30,175,830	31,787,119	31,787,119					4.920	4.920	JD	69,508	2,623,566	02/28/2022	12/15/2039
502476-AA-4	LV STADIUM EVENTS COMPANY LLC SECURED CO	..0..	2		2.A PL	13,700,000	80.3730	11,011,042	13,700,000	13,700,000					3.360	3.358	JD	1,279	460,320	06/25/2020	06/30/2045
50249A-AH-6	LYB INTERNATIONAL FINANCE III SENIOR COR	..0..	1		2.B FE	2,000,133	71.9090	1,438,170	2,000,000	2,000,106		(11)			3.375	3.374	AO	16,875	67,500	10/30/2020	10/01/2040
50249A-AJ-2	LYB INTERNATIONAL FINANCE III SENIOR COR	..0..	2		2.B FE	21,159,128	67.9020	15,108,217	22,250,000	21,177,713		18,586			3.625	3.908	AO	201,641	806,563	03/02/2022	04/01/2051
50540R-AS-1	LABORATORY CORPORATION OF AMER SENIOR CO	..0..	2		2.B FE	61,733	86.2830	43,142	50,000	61,351		(358)			4.700	3.231	FA	979	2,350	12/02/2021	02/01/2045
50540R-AU-6	LABORATORY CORPORATION OF AMER SENIOR CO	..0..	1		2.B FE	2,995,470	94.4020	2,832,057	3,000,000	2,997,702		445			3.600	3.618	MS	36,000	108,000	08/15/2017	09/01/2027
505597-AD-6	SPIRE INC SENIOR CORP_BND	..0..	1		2.B FE	9,990,500	79.7030	7,970,300	10,000,000	9,991,940		211			4.700	4.706	FA	177,556	470,000	08/12/2014	08/15/2044
50587K-AB-7	HOLCIM FINANCE US LLC SENIOR CORP_BND 14	..0..	1		2.A FE	14,779,800	82.2500	12,337,500	15,000,000	14,803,771		4,321			4.750	4.843	MS	195,938	712,500	09/16/2016	09/22/2046
50987*-AA-0	LAKE HEALTH 2016 CTL PT TR CORP_BND	..0..	1		1.G YE	4,170,716	88.0380	3,671,796	4,170,716	4,170,716					3.750	3.750	MON	6,951	156,362	09/23/2016	11/15/2035
512807-AN-8	LAM RESEARCH CORPORATION SENIOR CORP_BND	..0..	1		1.G FE	33,843,690	97.8720	34,255,200	35,000,000	33,956,658		(1,058,445)			3.800	3.784	MS	391,611	1,330,000	11/14/2016	03/15/2025
512807-AT-5	LAM RESEARCH CORPORATION SENIOR CORP_BND	..0..	2		1.G FE	5,377,480	95.9380	3,837,532	4,000,000	5,336,941		(34,060)			4.875	3.000	MS	57,417	195,000	10/19/2021	03/15/2049
512807-AU-2	LAM RESEARCH CORPORATION SENIOR CORP_BND	..0..	1		1.G FE	19,963,140	95.4890	19,097,820	20,000,000	19,975,668		3,389			4.000	4.022	MS	235,556	800,000	03/06/2019	03/15/2029
512807-AX-8	LAM RESEARCH CORPORATION SENIOR CORP_BND	..0..	2		1.G FE	3,062,820	68.1110	2,724,432	4,000,000	3,073,986		11,166			2.875	4.324	JD	5,111	115,000	05/11/2022	06/15/2050
512807-AX-6	LAM RESEARCH CORPORATION SENIOR CORP_BND	..0..	2		1.G FE	53,131	66.6800	33,340	50,000	53,082		(47)			3.125	2.854	JD	69	1,563	12/02/2021	06/15/2060
521865-AY-1	LEAR CORPORATION SENIOR CORP_BND	..0..	1		2.B FE	14,774,350	93.1100	13,966,500	15,000,000	14,880,072		22,672			3.800	3.988	MS	167,833	570,000	02/14/2018	09/15/2027
521865-AZ-8	LEAR CORPORATION SENIOR CORP_BND	..0..	1		2.B FE	5,187,546	82.9480	3,483,820	4,200,000	5,161,791		(21,411)			5.250	3.845	MN	28,175	220,500	05/11/2022	05/15/2049
521865-BA-2	LEAR CORPORATION SENIOR CORP_BND	..0..	1		2.B FE	4,984,550	90.1410	4,507,045	5,000,000	4,989,512		1,404			4.250	4.288	MN	27,153	212,500	04/29/2019	05/15/2029
521865-BD-6	LEAR CORPORATION SENIOR CORP_BND	..0..	2		2.B FE	31,578,277	61.3220	19,794,709	32,280,000	31,593,432		14,680			3.550	3.667	JJ	528,406	786,242	03/02/2022	01/15/2052
524660-BA-4	LEGGETT & PLATT INC SENIOR CORP_BND	..0..	2		2.B FE	39,960,231	70.3910	28,089,489	39,905,000	39,959,288		(1,095)			3.500	3.492	MN	178,464	1,381,156	12/22/2021	11/15/2051
524901-AR-6	LEGG MASON INC SENIOR CORP_BND	..0..	1		1.F FE	14,710,938	98.0700	12,356,770	12,600,000	14,632,379		(67,869)			5.625	4.369	JJ	326,813	708,750	11/05/2021	01/15/2044
524901-AT-2	LEGG MASON INC SENIOR CORP_BND	..0..	1		1.F FE	8,372,611	98.0010	8,134,100	8,300,000	8,314,081		(8,739)			3.950	3.835	JJ	151,175	327,805	05/07/2015	07/15/2024
52532X-AH-8	LEIDOS INC SENIOR CORP_BND	..0..	2		2.C FE	48,401	76.8590	38,429	50,000	48,568		156			2.300	2.695	FA	434	1,150	12/02/2021	02/15/2031
529537-AA-0	LXP INDUSTRIAL TRUST SENIOR CORP_BND	..0..	2		2.B FE	48,085	76.1860	38,093	50,000	48,270		174			2.375	2.824	AO	297	1,290	12/02/2021	10/01/2031
53079E-BE-3	LIBERTY MUTUAL GROUP INC SENIOR CORP_BND	..0..	1		2.B FE	1,807,120	99.2580	1,839,258	1,853,000	1,850,309		5,721			4.250	4.576	JD	3,500	78,753	01/08/2014	06/15/2023
53079E-BF-0	LIBERTY MUTUAL GROUP INC SENIOR CORP_BND	..0..	1		2.B FE	9,992,000	82.9590	8,295,870	10,000,000	9,993,336		172			4.850	4.855	FA	202,083	485,000	07/21/2014	08/01/2044

ANNUAL STATEMENT FOR THE YEAR 2022 OF THE AMERICAN EQUITY INVESTMENT LIFE INSURANCE COMPANY

SCHEDULE D - PART 1

Showing All Long-Term BONDS Owned December 31 of Current Year

1	2	Codes			6	7	Fair Value		10	11	Change in Book/Adjusted Carrying Value				Interest					Dates	
		3	4	5			8	9			12	13	14	15	16	17	18	19	20	21	22
CUSIP Identification	Description	C o d e	F o r e i g n	Bond Char	NAIC Designation, NAIC Designation Modifier and SVO Administrative Symbol	Actual Cost	Rate Used to Obtain Fair Value	Fair Value	Par Value	Book/ Adjusted Carrying Value	Unrealized Valuation Increase/ (Decrease)	Current Year's (Amortization) Accretion	Current Year's Other-Than-Temporary Impairment Recognized	Total Foreign Exchange Change in Book/ Adjusted Carrying Value	Rate of	Effective Rate of	When Paid	Admitted Amount Due and Accrued	Amount Received During Year	Acquired	Stated Contractual Maturity Date
53079E-BG-8	LIBERTY MUTUAL GROUP INC CORP_BND 144A	..0..	1		2.B FE	6,106,247	..93.9000	6,147,626	6,547,000	6,137,922		(250,097)			4.569	4.980	FA	124,639	299,132	01/28/2019	02/01/2029
53079E-BJ-2	LIBERTY MUTUAL GROUP INC SENIOR CORP_BND	..0..	1		2.B FE	21,154,400	70.6710	14,134,200	20,000,000	21,113,158		(23,576)			3.951	3.628	AO	166,820	790,200	03/11/2021	10/15/2050
53154E-AB-5	LIBERTY UTILITIES FINANCE GP1 SENIOR COR	..0..	1		2.B FE	897,096	75.1790	676,607	900,000	897,703		272			2.050	2.086	MS	5,433	18,450	09/24/2020	09/15/2030
53227J-AB-0	LIFE STORAGE LP SENIOR CORP_BND	..0..	1		2.B FE	4,973,800	89.4070	4,470,370	5,000,000	4,982,006		2,393			4.000	4.064	JD	8,889	200,000	05/22/2019	06/15/2029
53227J-AD-6	LIFE STORAGE LP SENIOR CORP_BND	..0..	2		2.B FE	49,105	77.0740	38,537	50,000	49,192		82			2.400	2.607	AO	253	1,227	12/02/2021	10/15/2031
532457-BA-5	ELI LILLY AND COMPANY SENIOR CORP_BND	..0..	1		1.F FE	1,070,100	107.7630	1,077,627	1,000,000	1,048,490		(2,285)			5.550	5.067	MS	16,342	55,500	07/27/2010	03/15/2037
532457-BC-1	ELI LILLY AND COMPANY SENIOR CORP_BND	..0..	1		1.F FE	19,470,629	107.1590	18,477,392	17,243,000	18,824,339		(68,590)			5.950	5.063	MN	131,095	996,209	11/16/2022	11/15/2037
532457-BR-8	ELI LILLY AND COMPANY SENIOR CORP_BND	..0..	1		1.F FE	6,962,130	88.3170	6,182,204	7,000,000	6,966,338		806			3.950	3.981	MN	35,331	276,500	05/04/2017	05/15/2047
532457-BS-6	ELI LILLY AND COMPANY SENIOR CORP_BND	..0..	1		1.F FE	16,295,400	87.6780	13,151,700	15,000,000	16,115,379		(53,608)			3.875	3.266	MS	171,146	581,250	06/25/2019	03/15/2039
532457-BZ-0	ELI LILLY AND COMPANY SENIOR CORP_BND	..0..	2		1.F FE	47,489	61.5340	30,767	50,000	47,530		38			2.500	2.710	MS	368	1,250	12/02/2021	09/15/2060
53359#-AB-8	LINCOLN ELECTRIC HOLDINGS INC LINCOLNELE	..0..			2.A	10,000,000	94.0580	9,405,800	10,000,000	10,000,000					3.350	3.350	FA	121,903	335,000	08/20/2015	08/20/2030
53359#-AF-9	LINCOLN ELECTRIC HOLDINGS INC LINCOLNELE	..0..			2.A	3,000,000	88.3190	2,649,570	3,000,000	3,000,000					3.030	3.030	AO	17,928	90,900	10/20/2016	10/20/2033
53359#-AG-7	LINCOLN ELECTRIC HOLDINGS INC CORP_BND	..0..			2.A	5,000,000	85.6910	4,284,550	5,000,000	5,000,000					3.270	3.270	AO	32,246	163,500	10/20/2016	10/20/2037
53359#-AH-5	LINCOLN ELECTRIC HOLDINGS INC LINCOLNELE	..0..			2.A	2,000,000	83.3560	1,667,120	2,000,000	2,000,000					3.520	3.520	AO	13,884	70,400	10/20/2016	10/20/2041
534187-BA-6	LINCOLN NATIONAL CORPORATION SENIOR CORP	..0..	1		2.A FE	10,058,850	104.3370	10,433,730	10,000,000	10,046,859		(1,360)			7.000	6.953	JD	31,111	700,000	06/15/2010	06/15/2040
534187-BG-3	LINCOLN NATIONAL CORPORATION SENIOR CORP	..0..	1		2.A FE	14,935,480	76.0960	11,414,415	15,000,000	14,941,595		15,815			4.350	4.376	MS	217,500	652,500	02/22/2018	03/01/2048
534187-BJ-7	LINCOLN NATIONAL CORPORATION SENIOR CORP	..0..	1		2.A FE	9,989,600	82.9090	8,290,900	10,000,000	9,992,488		943			3.050	3.062	JJ	140,639	305,000	08/12/2019	01/15/2030
534187-BL-2	LINCOLN NATIONAL CORPORATION SENIOR CORP	..0..	2		2.A FE	62,021	75.8760	37,938	50,000	61,726		(276)			4.375	3.087	JD	97	2,188	12/02/2021	06/15/2050
53767#-AC-2	LITTLEFUSE INC SENIOR CORP_BND	..0..			2.B	8,000,000	95.1330	7,610,640	8,000,000	8,000,000					3.740	3.740	FA	113,031	299,200	02/15/2017	02/15/2027
539830-AR-0	LOCKHEED MARTIN CORPORATION SENIOR CORP	..0..	1		1.G FE	11,828,815	109.3560	12,630,630	11,550,000	11,782,611		(1,013,998)			6.150	5.101	MS	236,775	710,325	10/13/2010	09/01/2036
539830-BB-4	LOCKHEED MARTIN CORPORATION SENIOR CORP	..0..	1		1.G FE	4,248,863	86.9860	3,783,900	4,350,000	4,267,744		2,589			4.070	4.211	JD	17,869	177,045	08/14/2014	12/15/2042
539830-BC-2	LOCKHEED MARTIN CORPORATION SENIOR CORP	..0..	1		1.G FE	56,071	89.1780	44,589	50,000	55,632		(411)			3.600	2.482	MS	600	1,800	12/02/2021	03/01/2035
539830-BK-4	LOCKHEED MARTIN CORPORATION SENIOR CORP	..0..	1		1.G FE	1,286,980	95.3830	953,828	1,000,000	1,245,672		(16,245)			4.500	2.286	MN	5,750	45,000	05/27/2020	05/15/2036
539830-BN-8	LOCKHEED MARTIN CORPORATION SENIOR CORP	..0..	2		1.G FE	1,466,166	85.4320	1,110,621	1,300,000	1,463,309		(2,857)			4.090	3.408	MS	15,656	53,170	02/07/2022	09/15/2052
540424-AP-3	LOEWS CORPORATION SENIOR CORP_BND	..0..	1		1.G FE	12,028,155	100.9230	12,110,748	12,000,000	12,069,017		3,926			6.000	5.931	FA	300,000	240,000	11/16/2022	02/01/2035
540424-AS-7	LOEWS CORPORATION SENIOR CORP_BND	..0..	1		1.G FE	9,842,541	96.7020	9,670,180	10,000,000	9,813,127		(212,683)			3.750	3.677	AO	93,750	375,000	03/24/2016	04/01/2026
543064-AA-7	LST II SECURED CORP_BND	..0..			2.C PL	28,833,245	93.5340	26,969,007	28,833,245	28,833,245					5.230	5.229	AO	255,519	1,507,979	12/19/2018	10/31/2033
54336#-AA-6	LONGWOOD PARTNERS LTD CORP_BND	..0..			2.C PL	1,992,553	79.4590	1,583,254	1,992,553	1,992,553					4.490	4.490	JD	249	89,466	03/23/2018	06/30/2051
54336#-AA-8	LONGWOOD ENERGY PARTNERS HOLDI CORP_BND	..0..			3.B PL	3,835,800	87.9230	3,372,551	3,835,800	3,835,800					5.150	5.150	JJ	91,090	100,886	03/29/2019	06/30/2034
548661-AK-3	LOWES COMPANIES INC SENIOR CORP_BND	..0..			2.A FE	8,710,025	107.4570	9,605,590	8,939,000	8,732,393		(506,016)			6.500	5.924	MS	171,083	581,035	04/14/2011	03/15/2029
548661-CX-3	LOWES COMPANIES INC SENIOR CORP_BND	..0..	1		2.A FE	14,736,260	88.2970	12,361,566	14,000,000	14,592,206		(20,111)			4.650	4.319	AO	137,433	651,000	08/06/2014	04/15/2042
548661-DH-7	LOWES COMPANIES INC SENIOR CORP_BND	..0..	1		2.A FE	6,959,470	96.1640	6,731,459	7,000,000	6,987,636		4,290			3.375	3.444	MS	69,563	236,250	09/09/2015	09/15/2025
548661-DZ-7	LOWES COMPANIES INC SENIOR CORP_BND	..0..	1		2.A FE	4,033,456	104.5110	3,017,687	4,050,000	4,036,343		345			3.700	3.721	AO	31,635	149,850	12/02/2021	04/01/2046
548661-DQ-7	LOWES COMPANIES INC SENIOR CORP_BND	..0..	1		2.A FE	15,222,628	79.6490	12,359,151	15,517,000	15,229,506		1,299			4.050	4.158	MN	101,248	557,564	05/10/2022	05/03/2047
548661-DY-0	LOWES COMPANIES INC SENIOR CORP_BND	..0..	1		2.A FE	1,993,580	78.4710	1,569,424	2,000,000	1,994,894		607			1.700	1.735	AO	7,178	34,000	10/09/2020	10/15/2030
548661-EA-7	LOWES COMPANIES INC SENIOR CORP_BND	..0..	2		2.A FE	11,010,775	64.8970	7,707,757	11,877,000	11,028,307		17,531			3.000	3.399	AO	75,221	356,310	10/19/2022	10/15/2050
548661-EB-9	LOWES COMPANIES INC SENIOR CORP_BND	..0..	2		2.A FE	2,102,063	70.6520	1,589,670	2,250,000	2,104,431		2,368			3.500	3.879	AO	19,688	78,750	03/02/2022	04/01/2051
548661-EF-0	LOWES COMPANIES INC SENIOR CORP_BND	..0..	2		2.A FE	10,861,848	78.4490	8,527,450	10,870,000	10,862,011		163			4.450	4.454	AO	120,929	251,263	03/22/2022	04/01/2062
548661-EH-6	LOWES COMPANIES INC SENIOR CORP_BND	..0..	2		2.A FE	4,463,658	89.9980	4,247,882	4,720,000	4,468,312		4,655			3.750	4.437	AO	44,250	52,983	12/07/2022	04/01/2032
548661-EJ-2	LOWES COMPANIES INC SENIOR CORP_BND	..0..	2		2.A FE	5,161,488	80.3340	4,149,251	5,165,000	5,161,579		91			4.250	4.254	AO	54,878	114,025	03/22/2022	04/01/2052
548661-EN-3	LOWES COMPANIES INC SENIOR CORP_BND	..0..	2		2.A FE	2,977,320	97.1500	2,914,491	3,000,000	2,977,394		74			5.800	5.849	MS	54,617		09/06/2022	09/15/2062
549271-AA-2	LUBRIZOL CORPORATION THE SENIOR CORP_BN	..0..			1.C FE	8,856,100	104.6540	10,465,440	10,000,000	9,712,116		101,291			7.250	8.575	JD	32,222	725,000	05/29/2009	06/15/2025
55336V-AA-8	MPLX LP SENIOR CORP_BND	..0..	1		2.B FE	14,945,670	97.0050	14,550,810	15,000,000	14,984,749		6,663			4.000	4.050	FA	226,667	600,000	11/03/2016	02/15/2025
55336V-AG-5	MPLX LP SENIOR CORP_BND	..0..	1		2.B FE	5,110,650	99.2460	4,962,280	5,000,000	5,026,345		(16,206)			4.875	4.532	JD	20,313	243,750	11/15/2016	12/01/2024
55336V-AL-4	MPLX LP SENIOR CORP_BND	..0..	1		2.B FE	993,040	85.3910	853,912	1,000,000	993,742		127			5.200	5.246	MS	17,333	52,000	02/07/2017	03/01/2047

ANNUAL STATEMENT FOR THE YEAR 2022 OF THE AMERICAN EQUITY INVESTMENT LIFE INSURANCE COMPANY

SCHEDULE D - PART 1

Showing All Long-Term BONDS Owned December 31 of Current Year

1	2	Codes			6	7	Fair Value		10	11	Change in Book/Adjusted Carrying Value				Interest					Dates	
		3	4	5			8	9			12	13	14	15	16	17	18	19	20	21	22
CUSIP Identification	Description	C o d e	F o r e i g n	Bond Char	NAIC Designation, NAIC Designation Modifier and SVO Administrative Symbol	Actual Cost	Rate Used to Obtain Fair Value	Fair Value	Par Value	Book/ Adjusted Carrying Value	Unrealized Valuation Increase/ (Decrease)	Current Year's (Amor-tization) Accretion	Current Year's Other-Than-Temporary Impairment Recognized	Total Foreign Exchange Change in Book/ Adjusted Carrying Value	Rate of	Effective Rate of	When Paid	Admitted Amount Due and Accrued	Amount Received During Year	Acquired	Stated Contractual Maturity Date
55336V-AM-2	MPLX LP SENIOR CORP_BND	..0..	1		..2.B FE	4,940,550	..84.5810	4,229,025	5,000,000	4,950,951		2,173			..4.500	..4.590	AO	47,500	225,000	02/05/2018	04/15/2038
55342U-AJ-3	MPT OPERATING PARTNERSHIP LP SENIOR CORP	..0..	1		..3.A FE	1,990,000	..76.7500	1,535,000	2,000,000	1,994,198		737			..4.625	..4.677	FA	38,542	92,500	07/17/2019	08/01/2029
55903V-AN-3	WARNERMEDIA HOLDINGS INC SENIOR CORP_BND	..0..	2		..2.C FE	2,000,000	..77.0880	1,541,762	2,000,000	2,000,000					..5.050	..5.050	MS	29,739	50,500	03/09/2022	03/15/2042
55903V-AQ-6	WARNERMEDIA HOLDINGS INC SENIOR CORP_BND	..0..	1		..2.C FE	3,250,000	..73.5950	2,391,851	3,250,000	3,250,000					..5.141	..5.141	MS	49,197	83,541	03/09/2022	03/15/2052
559080-AC-0	MAGELLAN MIDSTREAM PARTNERS LP SENIOR CO	..0..	1		..2.A FE	11,496,444	..100.2420	12,279,621	12,250,000	11,506,125		(972,427)			..6.400	..6.210	MN	130,667	784,000	05/24/2010	05/01/2037
559080-AF-3	MAGELLAN MIDSTREAM PARTNERS LP SENIOR CO	..0..	1		..2.A FE	11,920,560	..74.5740	8,948,904	12,000,000	11,937,504		1,966			..4.200	..4.239	JD	42,000	504,000	11/02/2012	12/01/2042
559080-AK-2	MAGELLAN MIDSTREAM PARTNERS LP SENIOR CO	..0..	1		..2.A FE	3,874,212	..99.5060	3,980,252	4,000,000	3,883,671		(113,940)			..5.000	..5.016	MS	66,667	200,000	02/22/2016	03/01/2026
559080-AM-8	MAGELLAN MIDSTREAM PARTNERS LP SENIOR CO	..0..	1		..2.A FE	9,629,000	..75.4800	7,548,040	10,000,000	9,662,187		7,399			..4.200	..4.426	AO	102,667	420,000	03/01/2018	10/03/2047
565130-AA-9	MAPLE GROVE FUNDING TRUST I SENIOR CORP	..0..	2		..2.A FE	10,214,459	..68.0580	6,839,849	10,050,000	10,210,950		(3,255)			..4.161	..4.063	FA	157,979	348,484	01/19/2022	08/15/2051
565849-AE-6	MARATHON OIL CORP SENIOR CORP_BND	..0..	1		..2.C FE	8,296,540	..100.1440	7,010,094	7,000,000	7,921,623		(40,381)			..6.600	..5.302	AO	115,500	462,000	09/28/2010	10/01/2037
56585A-AF-9	MARATHON PETROLEUM CORP SENIOR CORP_BND	..0..	1		..2.B FE	13,021,826	..103.3610	12,403,332	12,000,000	12,808,098		(25,510)			..6.500	..5.882	MS	260,000	780,000	11/21/2011	03/01/2041
570535-AX-2	MARKEL CORPORATION SENIOR CORP_BND	..0..	2		..2.B FE	52,952	..67.8230	33,911	50,000	52,888		(60)			..3.450	..3.144	MN	259	1,725	12/02/2021	05/07/2052
571676-AC-9	MARS INC SENIOR CORP_BND 144A	..0..	1		..1.F FE	52,559,000	..86.9460	43,472,750	50,000,000	52,040,649		(153,810)			..3.600	..3.157	AO	450,000	1,800,000	06/18/2019	04/01/2034
571676-AD-7	MARS INC SENIOR CORP_BND 144A	..0..	1		..1.F FE	998,750	..85.3550	853,554	1,000,000	998,920		47			..3.875	..3.884	AO	9,688	38,750	03/26/2019	04/01/2039
571676-AN-5	MARS INC SENIOR CORP_BND 144A	..0..	2		..1.F FE	48,384	..68.4890	34,244	50,000	48,458		69			..2.375	..2.595	JJ	544	1,188	12/02/2021	07/16/2040
57169*-BA-4	MARS INC SENIOR CORP_BND	..0..			..1.F	5,000,000	..82.5320	4,126,612	5,000,000	5,000,000					..3.340	..3.340	MS	43,606	167,000	09/27/2016	09/27/2036
57169*-BL-0	MARS INC SENIOR CORP_BND	..0..			..1.F	5,000,000	..88.9380	4,446,910	5,000,000	5,000,000					..4.070	..4.069	MS	51,440	203,500	03/09/2017	03/29/2037
571748-AK-8	MARSH & MCLENNAN COMPANIES INC SENIOR CO	..0..	2		..2.A FE	11,545,730	..105.6780	12,047,338	11,400,000	11,543,519		(1,695)			..5.875	..5.714	FA	279,063	199,750	10/07/2022	08/01/2033
571748-BJ-0	MARSH & MCLENNAN COMPANIES INC SENIOR CO	..0..	2		..2.A FE	68,267	..93.7050	46,852	50,000	67,778		(457)			..4.900	..2.923	MS	721	2,450	12/02/2021	03/15/2049
571748-BP-6	MARSH & MCLENNAN COMPANIES INC SENIOR CO	..0..	2		..2.A FE	4,664,209	..81.1160	3,788,108	4,670,000	4,664,773		539			..2.375	..2.389	JD	4,929	113,069	12/01/2021	12/15/2031
571748-BS-0	MARSH & MCLENNAN COMPANIES INC SENIOR CO	..0..	2		..2.A FE	3,298,148	..112.7010	3,155,614	2,800,000	3,297,800		(348)			..6.250	..5.078	MN	29,653		12/09/2022	11/01/2052
571903-AV-5	MARRIOTT INTERNATIONAL INC SENIOR CORP_B	..0..	1		..2.B FE	24,927,803	..99.7240	24,931,050	25,000,000	24,998,449		13,249			..3.125	..3.177	FA	295,139	781,250	12/20/2016	02/15/2023
571903-BG-7	MARRIOTT INTERNATIONAL INC SENIOR CORP_B	..0..	2		..2.B FE	49,800	..80.9140	40,457	50,000	49,821		20			..2.850	..2.899	AO	301	1,425	12/02/2021	04/15/2031
573284-AA-4	MARTIN MARIETTA MATERIALS INC SENIOR COR	..0..			..2.B FE	8,779,000	..104.4060	10,440,560	10,000,000	9,648,514		102,446			..7.000	..8.384	JD	58,333	700,000	07/23/2009	12/01/2025
573284-AJ-5	MARTIN MARIETTA MATERIALS INC SENIOR COR	..0..	1		..2.B FE	4,845,149	..100.5270	5,227,425	5,200,000	4,849,125		(458,557)			..6.250	..6.041	MN	54,167	325,000	09/13/2010	05/01/2037
573284-AU-0	MARTIN MARIETTA MATERIALS INC SENIOR COR	..0..	1		..2.B FE	25,044,115	..80.9140	19,677,451	24,319,000	25,028,532		(19,162)			..4.250	..4.051	JD	45,936	1,033,558	12/10/2021	12/15/2047
573874-AJ-3	MARVELL TECHNOLOGY INC SENIOR CORP_BND	..0..	2		..2.C FE	50,906	..80.6250	40,313	50,000	50,812		(88)			..2.950	..2.724	AO	311	1,475	12/02/2021	04/15/2031
574599-BQ-8	MASCO CORPORATION SENIOR CORP_BND	..0..	2		..2.B FE	47,850	..77.1880	38,594	50,000	48,076		211			..2.000	..2.527	FA	378	1,000	12/02/2021	02/15/2031
575718-AB-7	MASSACHUSETTS INSTITUTE OF TEC SENIOR CO	..0..	1		..1.A FE	13,697,200	..86.9550	8,695,490	10,000,000	13,687,549		(5,964)			..4.678	..3.373	JJ	233,900	467,800	04/08/2021	07/01/2114
575718-AE-1	MASSACHUSETTS INSTITUTE OF TEC SENIOR CO	..0..	1		..1.A FE	10,988,021	..91.4100	10,009,362	10,950,000	10,978,672		(1,456)			..3.959	..3.935	JJ	216,755	433,511	09/01/2015	07/01/2038
575767-AN-8	MASSACHUSETTS MUTUAL LIFE INSU CORP_BND	..0..			..1.D FE	1,063,793	..67.0940	731,994	1,091,000	1,064,404		192			..3.729	..3.841	AO	8,589	40,683	12/23/2019	10/15/2070
575767-AR-9	MASSACHUSETTS MUTUAL LIFE INSU SENIOR CO	..0..			..1.D FE	61,018,455	..61.9410	38,093,469	61,500,000	61,025,472		6,438			..3.200	..3.235	JD	164,000	2,011,733	11/18/2021	12/01/2061
57636Q-AK-0	MASTERCARD INC SENIOR CORP_BND	..0..	1		..1.D FE	35,839,213	..98.0930	34,691,065	35,385,000	35,458,367		(56,687)			..3.375	..3.204	AO	298,561	1,194,244	08/27/2015	04/01/2024
57636Q-AH-7	MASTERCARD INC SENIOR CORP_BND	..0..	1		..1.D FE	14,775,300	..85.7290	12,859,410	15,000,000	14,802,709		4,941			..3.800	..3.885	MN	63,333	570,000	01/18/2017	11/21/2046
57636Q-AK-0	MASTERCARD INC SENIOR CORP_BND	..0..	1		..1.D FE	4,995,650	..86.8110	4,340,565	5,000,000	4,996,056		90			..3.950	..3.955	FA	68,576	197,500	02/21/2018	02/26/2048
57636Q-AJ-3	MASTERCARD INC SENIOR CORP_BND	..0..	2		..1.D FE	60,399	..84.1460	42,073	50,000	60,130		(252)			..3.850	..2.772	MS	508	1,925	12/02/2021	03/26/2050
57736*-AS-0	HAWAII ELECTRIC LIGHT CO INC CORP_BND	..0..			..2.A	2,000,000	..86.3670	1,727,340	2,000,000	2,000,000					..4.530	..4.530	MN	7,802	90,600	05/30/2018	05/30/2033
57845A-AF-7	MAYO CLINIC SENIOR CORP_BND	..0..	1		..1.C FE	15,440,730	..66.4360	10,297,627	15,500,000	15,442,248		739			..3.196	..3.213	MN	63,299	495,380	03/30/2021	11/15/2061
579780-AJ-6	MCCORMICK & COMPANY INCORPORAT SENIOR CO	..0..	1		..2.B FE	7,420,870	..98.8410	7,413,083	7,500,000	7,493,824		9,004			..3.500	..3.006	MS	87,500	262,500	08/19/2013	09/01/2023
579780-AK-3	MCCORMICK & COMPANY INCORPORAT SENIOR CO	..0..			..2.B FE	23,876,900	..95.0240	22,805,640	24,000,000	23,960,537		12,889			..3.250	..3.310	MN	99,667	780,000	11/06/2015	11/15/2025
579780-AN-7	MCCORMICK & COMPANY INCORPORAT SENIOR CO	..0..	1		..2.B FE	3,986,200	..93.4480	3,737,916	4,000,000	3,993,409		1,365			..3.400	..3.441	FA	51,378	136,000	08/09/2017	08/15/2027
579780-AP-2	MCCORMICK & COMPANY INCORPORAT SENIOR CO	..0..	1		..2.B FE	6,971,510	..81.9320	5,735,254	7,000,000	6,974,414		582			..4.200	..4.224	FA	111,067	294,000	08/09/2017	08/15/2047
579780-AS-6	MCCORMICK & COMPANY INCORPORAT SENIOR CO	..0..	2		..2.B FE	47,703	..77.7650	38,882	50,000	47,946		227			..1.850	..2.410	FA	349	925	12/02/2021	02/15/2031
58013M-EC-4	MCDONALDS CORPORATION SENIOR CORP_BND	..0..	1		..2.A FE	6,338,900	..109.1250	5,456,255	5,000,000	6,077,913		(51,198)			..6.300	..4.313	AO	66,500	315,000	05/16/2017	10/15/2037
58013M-EV-2	MCDONALDS CORPORATION SENIOR CORP_BND	..0..	1		..2.A FE	1,953,600	..89.9000	1,798,000	2,000,000	1,959,726		992			..4.600	..4.747	MN	8,944	92,000	01/26/2016	05/26/2045

ANNUAL STATEMENT FOR THE YEAR 2022 OF THE AMERICAN EQUITY INVESTMENT LIFE INSURANCE COMPANY

SCHEDULE D - PART 1

Showing All Long-Term BONDS Owned December 31 of Current Year

1	2	Codes			6	7	Fair Value		10	11	Change in Book/Adjusted Carrying Value				Interest					Dates	
		3	4	5			8	9			12	13	14	15	16	17	18	19	20	21	22
CUSIP Identification	Description	C o d e	F o r e i g n	Bond Char	NAIC Designation, NAIC Designation Modifier and SVO Administrative Symbol	Actual Cost	Rate Used to Obtain Fair Value	Fair Value	Par Value	Book/ Adjusted Carrying Value	Unrealized Valuation Increase/ (Decrease)	Current Year's (Amortization) Accretion	Current Year's Other-Than-Temporary Impairment Recognized	Total Foreign Exchange Change in Book/ Adjusted Carrying Value	Rate of	Effective Rate of	When Paid	Admitted Amount Due and Accrued	Amount Received During Year	Acquired	Stated Contractual Maturity Date
58013M-FA-7	MCDONALDS CORPORATION SENIOR CORP_BND	..0..	2 2.A FE	64,807	..92.8780	46,439	50,000	64,339	(437)4.875	...3.093	JD	149	2,438	12/02/2021	12/09/2045
581557-AM-7	MCKESSON CORP SENIOR CORP_BND	1 2.A FE	12,581,000	107.1520	13,394,000	12,500,000	12,529,854	(5,893)7.650	...7.582	MS	318,750	956,250	12/19/2008	03/01/2027
58155Q-AE-3	MCKESSON CORP SENIOR CORP_BND	..0..	1 2.A FE	5,552,658	102.1360	4,907,630	4,805,000	5,400,029	(20,714)6.000	...4.941	MS	96,100	288,300	02/14/2014	03/01/2041
58155Q-AG-8	MCKESSON CORP SENIOR CORP_BND	..0..	1 2.A FE	2,960,490	99.6080	2,988,234	3,000,000	2,999,053	4,5472.850	...3.006	MS	25,175	85,500	05/28/2013	03/15/2023
582839-AF-3	MEAD JOHNSON NUTRITION CO SENIOR CORP_BN	..0..	1 1.G FE	22,952,668	104.4460	22,769,293	21,800,000	22,643,822	(519,756)5.900	...5.328	MN	214,367	990,020	11/16/2022	11/01/2039
582839-AG-1	MEAD JOHNSON NUTRITION CO SENIOR CORP_BN	..0..	1 1.G FE	4,973,250	89.9460	4,497,295	5,000,000	4,977,752	5984.600	...4.633	JD	19,167	230,000	05/06/2014	06/01/2044
585055-AQ-9	MEDTRONIC INC SENIOR CORP_BND	..0..	1 1.G FE	4,577,284	112.1850	4,790,287	4,270,000	4,576,840	(1,270)6.500	...5.801	MS	81,723	97,500	11/16/2022	03/15/2039
585055-BT-2	MEDTRONIC INC SENIOR CORP_BND	..0..	1 1.G FE	61,404	95.1740	47,587	50,000	60,612	(741)4.375	...2.363	MS	644	2,188	12/02/2021	03/15/2035
585055-BU-9	MEDTRONIC INC SENIOR CORP_BND	..0..	1 1.G FE	13,985,750	93.9110	11,269,272	12,000,000	13,899,223	(54,143)4.625	...3.572	MS	163,417	555,000	01/19/2022	03/15/2045
586054-AD-0	MEMORIAL SLOAN-KETTERING CANCER SENIOR CO	..0..	2 1.D FE	52,617	67.2350	33,618	50,000	52,548	(65)2.955	...2.685	JJ	739	1,478	12/02/2021	01/01/2050
589331-AM-9	MERCK & CO INC SENIOR CORP_BND	..0..	1 1.E FE	6,761,112	107.5290	6,736,704	6,265,000	6,732,729	(5,303)5.750	...4.997	MN	46,030	46,000	11/16/2022	11/15/2036
58933Y-AT-2	MERCK & CO INC SENIOR CORP_BND	..0..	1 1.E FE	617,688	82.9970	614,984	500,000	608,844	(3,803)3.700	...2.403	FA	7,246	18,500	08/20/2020	02/10/2045
58933Y-AV-7	MERCK & CO INC SENIOR CORP_BND	1 1.E FE	24,507,261	88.2350	21,573,506	24,450,000	24,498,330	(3,284)3.900	...3.879	MS	301,958	953,550	06/27/2019	03/07/2039
58933Y-AW-5	MERCK & CO INC SENIOR CORP_BND	..0..	2 1.E FE	61,705	85.7560	42,878	50,000	61,384	(300)4.000	...2.757	MS	633	2,000	12/02/2021	03/07/2049
58933Y-BF-1	MERCK & CO INC SENIOR CORP_BND	2 1.E FE	18,843,900	67.7170	13,543,440	20,000,000	18,866,865	22,9652.750	...3.046	JD	32,083	550,000	01/27/2022	12/10/2051
58933Y-BG-9	MERCK & CO INC SENIOR CORP_BND	2 1.E FE	29,584,260	64.3830	19,917,618	30,936,000	29,600,621	16,3352.900	...3.090	JD	52,333	897,144	02/01/2022	12/10/2061
589400-AB-6	MERCURY GENERAL CORPORATION SENIOR CORP	..0..	1 2.B FE	27,565,721	93.6260	27,151,482	29,000,000	27,637,857	(1,336,847)4.400	...4.419	MS	375,711	1,276,000	03/01/2017	03/15/2027
59018Y-TM-3	BANK OF AMERICA CORP SENIOR CORP_BND	..0..	1 1.G FE	6,044,072	101.2990	5,286,790	5,219,000	5,765,037	(35,097)6.050	...4.846	JD	26,312	315,750	04/08/2013	06/01/2034
59022C-AB-9	BANK OF AMERICA CORP SUB CORP_BND	..0..	1 2.A FE	7,832,620	103.5530	8,284,264	8,000,000	7,949,092	11,8006.220	...6.416	MS	146,516	497,600	01/21/2010	09/15/2026
59023V-AA-8	BANK OF AMERICA CORP SUB CORP_BND	..0..	1 2.A FE	4,614,434	116.8290	3,423,075	2,930,000	4,507,465	(77,930)7.750	...3.266	MN	29,646	227,075	08/13/2021	05/14/2038
59156R-AM-0	METLIFE INC SENIOR CORP_BND	..0..	1 1.G FE	5,830,016	105.0840	6,305,022	6,000,000	5,822,266	(462,378)5.700	...5.209	JD	15,209	342,000	09/30/2011	06/15/2035
59156R-BH-0	METLIFE INC SENIOR CORP_BND	1 1.G FE	19,998,400	98.0550	19,611,080	20,000,000	19,999,763	1793.600	...3.601	AO	162,000	720,000	04/07/2014	04/10/2024
59156R-BL-1	METLIFE INC SENIOR CORP_BND	..0..	1 1.G FE	2,071,340	90.3490	1,806,986	2,000,000	2,064,571	(1,693)4.721	...4.514	MJSD	4,196	94,420	09/12/2018	12/15/2044
59156R-BQ-0	METLIFE INC SENIOR CORP_BND	1 1.G FE	9,565,221	96.9220	9,692,230	10,000,000	9,598,162	(401,494)3.600	...3.601	MN	48,000	360,000	11/09/2015	11/13/2025
59156R-BS-6	METLIFE INC JR SUB CORP_BND 144A	..0..	2 2.B FE	19,828,400	114.9490	14,943,305	13,000,000	19,244,795	(494,223)9.250	...3.610	AO	277,243	1,202,500	10/27/2021	04/08/2068
591894-CC-2	METROPOLITAN EDISON COMPANY SENIOR CORP	..0..	1 2.B FE	998,780	93.7450	937,445	1,000,000	999,207	1134.300	...4.315	JJ	19,828	43,000	01/07/2019	01/15/2029
59217G-ET-2	METROPOLITAN LIFE GLOBAL FUND1 SECURED C	1 1.D FE	16,461,048	80.8100	13,317,406	16,480,000	16,462,698	1,6502.400	...2.413	JA	186,773	197,760	01/03/2022	01/11/2032
59217G-GU-7	METROPOLITAN LIFE GLOBAL FUND1 SECURED C	1 1.D FE	4,829,394	77.8000	3,967,815	5,100,000	4,858,285	27,2961.550	...2.198	JJ	38,208	79,050	12/08/2021	01/07/2031
592688-D8-1	METTLER-TOLEDO INTERNATIONAL I CORP_BND	..0..	2 2.B	2,000,000	78.0380	1,560,763	2,000,000	2,000,0002.830	...2.830	JJ	24,998	56,600	04/16/2021	07/22/2033
59447F-AF-0	MICHIGAN ELECTRIC TRANSMISSION CORP_BND	1 1.F	20,000,000	74.5460	14,909,200	20,000,000	20,000,0004.190	...4.190	JD	37,244	838,000	12/17/2014	12/15/2044
594918-AJ-3	MICROSOFT CORPORATION SENIOR CORP_BND	1 1.A FE	2,116,600	97.8880	1,957,768	2,000,000	2,091,667	(3,444)4.500	...4.133	AO	22,500	45,000	07/25/2014	10/01/2040
594918-AT-1	MICROSOFT CORPORATION SENIOR CORP_BND	..0..	1 1.A FE	2,302,293	99.2640	2,531,222	2,550,000	2,540,012	29,3532.375	...3.571	MN	10,094	60,563	08/23/2013	05/01/2023
594918-BC-7	MICROSOFT CORPORATION SENIOR CORP_BND	1 1.A FE	8,599,950	90.9840	7,915,565	8,700,000	8,631,216	4,4653.500	...3.581	FA	117,571	304,500	02/09/2015	02/12/2035
594918-BZ-6	MICROSOFT CORPORATION SENIOR CORP_BND	..0..	1 1.A FE	1,247,288	95.1500	1,189,374	1,250,000	1,247,873	1094.100	...4.116	FA	20,642	51,250	01/30/2017	02/06/2037
594918-CA-0	MICROSOFT CORPORATION SENIOR CORP_BND	2 1.A FE	65,566	93.9070	46,953	50,000	65,074	(461)4.250	...2.543	FA	856	2,125	12/02/2021	02/06/2047
594918-CB-8	MICROSOFT CORPORATION SENIOR CORP_BND	..0..	1 1.A FE	5,483,775	94.3780	5,190,790	5,500,000	5,484,760	1864.500	...4.516	FA	99,688	247,500	01/30/2017	02/06/2057
595017-BA-1	MICROCHIP TECHNOLOGY INCORPORATED SENIOR CO	..0..	2 2.B FE	6,240,480	97.1160	5,826,972	6,000,000	6,106,425	(125,023)4.250	...1.591	MS	85,000	255,000	12/08/2021	09/01/2025
595112-BU-6	MICRON TECHNOLOGY INC SENIOR CORP_BND	..0..	2 2.C FE	50,711	62.8660	31,433	50,000	50,697	(14)3.477	...3.400	MN	290	1,739	12/02/2021	11/01/2051
59523U-AL-1	MID-AMERICA APARTMENTS LP SENIOR CORP_BN	1 1.G FE	20,345,649	97.7070	20,430,492	20,910,000	20,464,874	(385,471)3.750	...3.593	JD	34,850	784,125	06/20/2014	06/15/2024
59523U-AM-9	MID-AMERICA APARTMENTS LP SENIOR CORP_BN	..0..	1 1.G FE	13,350,044	96.8330	13,556,578	14,000,000	13,398,955	(475,935)4.000	...4.110	MN	71,556	560,000	11/06/2015	11/15/2025
59523U-AU-1	MID-AMERICA APARTMENTS LP SENIOR CORP_BN	2 1.G FE	50,038	63.9290	31,964	50,000	50,0382.875	...2.871	MS	423	1,541	12/02/2021	09/15/2051
595620-AE-5	MIDAMERICAN ENERGY COMPANY SECURED CORP	..0..	1 1.E FE	10,615,473	103.6580	10,878,886	10,495,000	10,539,079	(202,049)5.750	...5.504	MN	100,577	603,463	05/27/2011	11/01/2035
59562V-AR-8	BERKSHIRE HATHAWAY ENERGY CO SENIOR CORP	..0..	1 1.G FE	1,616,670	107.5570	1,774,684	1,650,000	1,625,786	9486.500	...6.658	MS	31,579	107,250	01/23/2009	09/15/2037
59748T-AA-7	MIDLAND COGENERATION VENTURE L SECURED C	3 3.B FE	2,907,420	99.0000	2,878,346	2,907,420	2,907,4206.000	...5.998	MS	51,364	174,445	08/17/2011	03/15/2025
598326-B8-4	MIDWEST INDEPENDENT BANK CORP BND	1 1.E	5,000,000	86.0620	4,303,100	5,000,000	5,000,0003.960	...3.960	MS	52,250	198,000	03/26/2013	03/26/2033

ANNUAL STATEMENT FOR THE YEAR 2022 OF THE AMERICAN EQUITY INVESTMENT LIFE INSURANCE COMPANY

SCHEDULE D - PART 1

Showing All Long-Term BONDS Owned December 31 of Current Year

1	2	Codes			6	7	Fair Value		10	11	Change in Book/Adjusted Carrying Value				Interest					Dates	
		3	4	5			8	9			12	13	14	15	16	17	18	19	20	21	22
CUSIP Identification	Description	C o d e	F o r e i g n	Bond Char	NAIC Designation, NAIC Designation Modifier and SVO Administrative Symbol	Actual Cost	Rate Used to Obtain Fair Value	Fair Value	Par Value	Book/ Adjusted Carrying Value	Unrealized Valuation Increase/ (Decrease)	Current Year's (Amor-tization) Accretion	Current Year's Other-Than-Temporary Impairment Recognized	Total Foreign Exchange Change in Book/ Adjusted Carrying Value	Rate of	Effective Rate of	When Paid	Admitted Amount Due and Accrued	Amount Received During Year	Acquired	Stated Contractual Maturity Date
59833C-AA-0	MIDWEST CONNECTOR CAPITAL COMP SENIOR CO	..0..	22.B FE	7,276,290	..96.8580	6,780,074	7,000,000	7,148,490	(124,387)	3.900	2.051	AO	68,250	273,000	12/17/2021	04/01/2024
59833C-AC-6	MIDWEST CONNECTOR CAPITAL COMP SENIOR CO	..0..	12.B FE	14,977,950	..90.7370	13,610,550	15,000,000	14,985,453	1,985	4.625	4.643	AO	173,438	693,750	03/07/2019	04/01/2029
60040#-AA-0	MILLENNIUM PIPELINE COMPANY LL SENIOR CO1.G PL	1,311,782	..99.3090	1,302,717	1,311,782	1,311,782	5.330	5.368	MJSD	194	69,918	08/26/2010	06/30/2027
60040*-AB-2	MILLENNIUM PARKING GARAGES LLC SENIOR CO	..0..2.B FE	5,000,000	..85.3120	4,265,616	5,000,000	5,000,000	3.840	3.859	MJSD	533	192,000	11/22/2016	11/22/2032
60856B-AC-8	MOLEX ELECTRONIC TECHNOLOGIES SENIOR COR	..0..	12.A FE	9,984,300	..95.1860	9,518,610	10,000,000	9,995,883	1,688	3.900	3.919	AO	82,333	390,000	04/01/2015	04/15/2025
60871R-AH-3	MOLSON COORS BEVERAGE CO SENIOR CORP_BND	22.C FE	55,727	..78.3050	39,153	50,000	55,563	(155)	4.200	3.493	JJ	968	2,100	12/02/2021	07/15/2046
609207-AW-5	MONDELEZ INTERNATIONAL INC SENIOR CORP_B	..0..	22.B FE	47,283	..63.3690	31,684	50,000	47,350	63	2.625	2.905	MS	427	1,313	12/02/2021	09/04/2050
61201#-AL-9	MONTANA DAKOTA UTILITIES CO CORP_BND1.G	12,000,000	..76.2440	9,149,280	12,000,000	12,000,000	3.660	3.660	AO	90,280	439,200	10/17/2019	10/17/2039
615369-AE-5	MOODYS CORPORATION SENIOR CORP_BND	12.A FE	2,512,490	..96.9100	2,276,425	2,349,000	2,509,783	(2,708)	5.250	4.739	JJ	56,865	61,661	04/25/2022	07/15/2044
615369-AM-7	MOODYS CORPORATION SENIOR CORP_BND	12.A FE	9,899,444	..92.5750	9,257,530	10,000,000	9,944,093	10,019	3.250	3.372	JJ	149,861	325,000	04/19/2018	01/15/2028
615369-AY-1	MOODYS CORPORATION SENIOR CORP_BND	..0..	22.A FE	19,843,426	..77.6470	15,742,970	20,275,000	19,849,850	6,424	3.750	3.870	FA	266,109	380,156	04/06/2022	02/25/2052
617446-7X-1	MORGAN STANLEY SUB CORP_BND	..0..2.A FE	28,099,062	..99.8190	27,949,432	28,000,000	27,924,322	(992,319)	5.000	4.043	MN	143,889	1,400,000	12/20/2021	11/24/2025
617446-8Y-8	MORGAN STANLEY SENIOR CORP_BND	21.E FE	23,425,000	..62.6350	15,658,750	25,000,000	23,456,435	31,435	2.802	3.127	JJ	303,550	700,500	01/10/2022	01/25/2052
61744Y-AP-3	MORGAN STANLEY SENIOR CORP_BND	..0..	11.G FE	7,000,000	..91.5040	6,405,308	7,000,000	7,000,000	(4)	3.772	3.772	JJ	115,151	264,400	01/18/2018	01/24/2029
61744Y-AR-9	MORGAN STANLEY SENIOR CORP_BND	..0..	11.E FE	2,000,000	..89.0730	1,781,454	2,000,000	2,000,000	4.457	4.457	AO	17,085	89,140	04/19/2018	04/22/2039
61746B-EG-7	MORGAN STANLEY SENIOR CORP_BND	..0..	11.G FE	20,921,600	..85.3920	17,078,420	20,000,000	20,826,100	(20,811)	4.375	4.099	JJ	386,458	875,000	12/27/2017	01/22/2047
61747Y-EH-4	MORGAN STANLEY SENIOR CORP_BND	..0..	21.E FE	6,717,375	..78.3460	5,875,958	7,500,000	6,763,835	46,460	2.511	3.715	AO	37,142	188,848	03/28/2022	10/20/2032
61747Y-EL-5	MORGAN STANLEY SENIOR CORP_BND	21.E FE	27,909,295	..81.2800	23,965,349	29,485,000	27,995,769	86,474	2.943	3.535	JJ	385,664	426,641	05/10/2022	01/21/2033
61747Y-ES-0	MORGAN STANLEY SUB CORP_BND	22.A FE	14,505,000	..92.0430	13,350,779	14,505,000	14,505,000	5.297	5.297	AO	151,532	384,165	04/18/2022	04/20/2037
617482-V9-2	MORGAN STANLEY SENIOR CORP_BND	..0..1.G FE	75,920	..109.4450	54,723	50,000	74,932	(925)	6.375	2.990	JJ	1,390	3,188	12/02/2021	07/24/2042
61761J-3R-8	MORGAN STANLEY SENIOR CORP_BND	11.G FE	4,968,000	..93.3750	4,668,740	5,000,000	4,986,608	3,492	3.125	3.205	JJ	66,840	156,250	07/20/2016	07/27/2026
617734-AF-5	MORONGO BAND OF MISSION INDIAN CORP_BND2.C FE	4,747,656	..90.0300	4,274,315	4,747,656	4,747,656	5.650	5.650	AO	49,923	268,243	10/31/2018	10/24/2033
617734-A@-7	MORONGO BAND OF MISSION INDIAN CORP_BND2.C FE	4,500,000	..88.5560	3,985,020	4,500,000	4,500,000	5.460	5.460	MS	63,473	245,700	03/28/2019	03/28/2029
617734-B*-8	MORONGO BAND OF MISSION INDIAN CORP_BND2.C FE	2,500,000	..89.7930	2,244,825	2,500,000	2,500,000	5.700	5.700	MS	36,813	142,500	03/28/2019	03/28/2034
61945C-AD-5	MOSAIC CO/THE SENIOR CORP_BND	..0..	22.B FE	62,638	..98.7640	49,382	50,000	61,622	(950)	5.450	2.846	MN	348	2,725	12/02/2021	11/15/2033
61980A-AD-5	MOTIVA ENTERPRISES LLC SENIOR CORP_BND 1	..0..	12.A FE	8,236,748	..99.3360	6,807,462	6,853,000	7,901,116	(36,563)	6.850	5.460	JJ	216,460	469,431	10/12/2010	01/15/2040
620076-BU-2	MOTOROLA SOLUTIONS INC SENIOR CORP_BND	..0..	22.C FE	50,000	..80.4330	40,217	50,000	50,000	2.750	2.750	MN	141	1,375	12/02/2021	05/24/2031
62213L-AA-4	MOUNT NITTANY MEDICAL CENTER SENIOR CORP1.E FE	19,886,053	..76.2160	15,365,146	20,160,000	19,890,793	4,739	3.799	3.876	MN	97,862	557,389	03/25/2022	11/15/2052
623115-AF-9	MOUNT SINAI HOSPITAL SENIOR CORP_BND	..0..	11.G FE	21,093,600	..68.0530	14,291,046	21,000,000	21,090,744	(2,095)	3.391	3.366	JJ	356,055	712,110	04/12/2021	07/01/2050
627496-AA-0	MUSEUM OF MODERN ART SENIOR CORP_BND	11.C FE	6,324,900	..67.8070	6,780,680	10,000,000	10,312,871	(6,990)	3.220	3.053	JJ	161,000	322,000	07/01/2021	07/01/2051
628530-BJ-5	MYLAN INC SENIOR CORP_BND	..0..	22.C FE	8,662,920	..74.7470	5,232,304	7,000,000	8,617,347	(38,908)	5.200	3.759	AO	76,844	364,000	10/26/2021	04/15/2048
62854A-AN-4	UTAH ACQUISITION SUB INC SENIOR CORP_BND	..0..	22.C FE	4,533,648	..93.4460	3,924,728	4,200,000	4,454,031	(76,050)	3.950	1.992	JD	7,373	165,900	12/10/2021	06/15/2026
62927@-AB-4	NHL US FUNDING LP CORP_BND2.B PL	2,000,000	..97.2050	1,944,109	2,000,000	2,000,000	4.330	4.330	MJSD	86,600	09/29/2014	09/29/2026
62928C-AA-0	NGPL PIPECO LLC SENIOR CORP_BND 144A	..0..2.C FE	32,475,625	..81.4530	26,472,290	32,500,000	32,480,489	2,343	3.250	3.258	JJ	487,049	1,235,226	10/15/2021	07/15/2031
629377-CK-6	NRG ENERGY INC SECURED CORP_BND 144A	..0..	22.C FE	9,413,140	..96.3850	8,674,632	9,000,000	9,236,237	(168,475)	3.750	1.805	JD	15,000	337,500	12/13/2021	06/15/2024
62954R-AA-4	NYU LANGONE HOSPITALS SENIOR CORP_BND	21.F FE	54,343	..68.5450	34,273	50,000	54,259	(79)	3.380	2.966	JJ	845	1,690	12/02/2021	07/01/2055
62979#-AA-1	EAST 76 ST GARAGE LLC CORP_BND1.B	26,635,276	..87.5610	23,214,049	26,511,859	26,620,843	(1,506)	3.170	3.158	MON	37,352	840,656	12/19/2019	10/15/2038
62979*-AA-5	NSA OP LP CORP_BND2.A FE	19,000,000	..90.0410	17,107,790	19,000,000	19,000,000	3.980	3.980	FA	254,167	756,200	08/30/2019	08/30/2029
631005-BR-1	NARRAGANSETT ELECTRIC COMPANY SENIOR COR	..0..	11.G FE	35,000,000	..78.5510	27,492,745	35,000,000	35,000,000	4.170	4.170	JD	85,138	1,459,500	12/05/2012	12/10/2042
631103-AM-0	NASDAQ INC SENIOR CORP_BND	..0..	22.A FE	1,524,128	..77.1270	1,218,605	1,580,000	1,524,856	729	3.950	4.157	MS	19,763	31,205	04/06/2022	03/07/2052
63111X-AB-7	NASDAQ INC SENIOR CORP_BND	22.A FE	51,440	..68.1600	34,080	50,000	51,406	(32)	3.250	3.095	AO	284	1,625	12/02/2021	04/28/2050
636180-BR-1	NATIONAL FUEL GAS COMPANY SENIOR CORP_BN	..0..	22.C FE	50,497	..79.1750	39,587	50,000	50,445	(49)	2.950	2.823	MS	492	1,475	12/02/2021	03/01/2031
63633D-AF-1	NATIONAL HEALTH INVESTORS INC SENIOR COR	..0..	22.C FE	48,227	..71.3000	35,650	50,000	48,408	169	3.000	3.455	FA	625	1,500	12/02/2021	02/01/2031
63636#-AG-1	NATIONAL HOCKEY LEAGUE INC CORP_BND2.A PL	12,500,000	..88.1300	11,016,250	12,500,000	12,500,000	3.150	3.150	JD	17,500	393,750	01/06/2021	01/06/2028
63730*-AB-1	NATIONAL RAILROAD PASSENGER CO CORP_BND1.C FE	14,366,036	..84.8100	12,183,835	14,366,036	14,366,036	3.600	3.600	MN	66,084	521,616	12/06/2016	11/15/2033

ANNUAL STATEMENT FOR THE YEAR 2022 OF THE AMERICAN EQUITY INVESTMENT LIFE INSURANCE COMPANY

SCHEDULE D - PART 1

Showing All Long-Term BONDS Owned December 31 of Current Year

1	2	Codes			6	7	Fair Value		10	11	Change in Book/Adjusted Carrying Value				Interest					Dates	
		3	4	5			8	9			12	13	14	15	16	17	18	19	20	21	22
CUSIP Identification	Description	C o d e	F o r e i g n	Bond Char	NAIC Designation, NAIC Designation Modifier and SVO Administrative Symbol	Actual Cost	Rate Used to Obtain Fair Value	Fair Value	Par Value	Book/ Adjusted Carrying Value	Unrealized Valuation Increase/ (Decrease)	Current Year's (Amor-tization) Accretion	Current Year's Other-Than-Temporary Impairment Recognized	Total Foreign Exchange Change in Book/ Adjusted Carrying Value	Rate of	Effective Rate of	When Paid	Admitted Amount Due and Accrued	Amount Received During Year	Acquired	Stated Contractual Maturity Date
637417-AG-1	NATIONAL RETAIL PROPERTIES INC SENIOR CO	..0..	1		..2.A FE	15,676,337	..97.4620	15,593,840	16,000,000	15,730,902		(249,256)			..3.900	..3.953	JD	27,733	624,000	09/18/2014	06/15/2024
637417-AJ-5	NATIONAL RETAIL PROPERTIES INC SENIOR CO	..0..	1		..2.A FE	4,944,850	..93.1180	4,655,895	5,000,000	4,975,747		5,590			..3.600	..3.733	JD	8,000	180,000	12/05/2016	12/15/2026
637417-AQ-9	NATIONAL RETAIL PROPERTIES INC SENIOR CO	..0..	2		..2.A FE	53,389	..67.0260	33,513	50,000	53,308		(76)			..3.500	..3.135	AO	369	1,750	12/02/2021	04/15/2051
637432-MS-1	NATIONAL RURAL UTILITIES COOPE SECURED C	..0..	1		..1.E FE	51,123,943	..91.1540	43,376,733	47,586,000	49,603,061		(180,037)			..4.023	..3.487	MN	319,064	1,914,385	03/13/2013	11/01/2032
637432-NT-8	NATIONAL RURAL UTILITIES COOPE SECURED C	..0..	2		..1.E FE	64,194	..83.6970	41,849	50,000	63,807		(362)			..4.300	..2.788	MS	633	2,150	12/02/2021	03/15/2049
63902H-BF-5	NATURE CONSERVANCY SENIOR CORP_BND	..0..	2		..1.C FE	14,420,300	..80.5710	11,571,636	14,362,000	14,419,580		(720)			..3.957	..3.933	MS	189,435	280,995	03/24/2022	03/01/2052
63946B-AG-5	NBCUNIVERSAL MEDIA LLC SENIOR CORP_BND	..0..	1		..1.G FE	10,356,992	104.9000	10,490,030	10,000,000	10,355,867		(1,125)			..5.950	..5.635	AO	148,750		11/16/2022	04/01/2041
64082*-AA-5	NES PERSEUS HOLDCO LLC SECURED CORP_BND	..0..			..3.B	5,863,174	..92.1680	5,403,998	5,863,174	5,863,174					..4.826	..4.826	FA	95,105	282,957	07/25/2018	02/28/2037
641062-AL-8	NESTLE HOLDINGS INC SENIOR CORP_BND 144A	..0..	1		..1.D FE	36,485,239	..89.3640	32,975,427	36,900,000	36,548,611		15,810			..3.900	..3.982	MS	387,758	1,439,100	09/18/2018	09/24/2038
64116*-AE-3	NETRALITY PROPERTIES LP CORP_BND	..0..			..2.C PL	8,000,000	..96.7550	7,740,400	8,000,000	8,000,000					..4.080	..4.080	AO	75,253	326,400	10/08/2019	10/08/2024
64128X-AE-0	NEUBERGER BERMAN GROUP LLC SENIOR CORP_B	..0..	1		..2.B FE	7,678,098	..81.7740	7,114,312	8,700,000	7,780,476		20,052			..4.875	..5.720	AO	89,538	424,125	03/10/2017	04/15/2045
64128X-AG-5	NEUBERGER BERMAN GROUP LLC SENIOR CORP_B	..0..	1		..2.B FE	6,621,945	..94.9830	6,648,775	7,000,000	6,640,871		(327,046)			..4.500	..4.600	MS	92,750	315,000	03/09/2017	03/15/2027
64418B-BF-0	NEW ENGLAND POWER CO SENIOR CORP_BND 144	..0..	1		..1.G FE	20,878,800	..76.2120	15,242,460	20,000,000	20,845,754		(22,542)			..3.800	..3.535	JD	54,889	760,000	04/21/2021	12/05/2047
645869-E#-1	NEW JERSEY NATURAL GAS CO CORP_BND	..0..			..1.E	12,000,000	..69.3240	8,318,880	12,000,000	12,000,000					..3.630	..3.630	JD	12,100	435,600	06/21/2016	06/21/2046
645869-F*-4	NEW JERSEY NATURAL GAS CO CORP_BND	..0..			..1.E	7,000,000	..73.6410	5,154,870	7,000,000	7,000,000					..4.010	..4.010	MN	38,986	280,700	05/11/2018	05/11/2048
646025-C#-1	NEW JERSEY RESOURCES CORPORATI CORP_BND	..0..	2		..2.A PL	15,000,000	..84.4050	12,660,750	15,000,000	15,000,000					..3.290	..3.290	JJ	224,817	493,500	08/15/2019	07/17/2029
646025-C*-5	NEW JERSEY RESOURCES CORPORATI SENIOR CO	..0..			..2.A PL	7,000,000	..90.3300	6,323,100	7,000,000	7,000,000					..3.540	..3.540	FA	93,613	247,800	08/18/2016	08/18/2026
646025-C#-3	NEW JERSEY RESOURCES CORPORATI SENIOR CO	..0..	1		..2.A PL	8,000,000	..88.9440	7,115,520	8,000,000	8,000,000					..3.960	..3.960	JD	20,240	316,800	06/08/2018	06/08/2028
649322-AE-4	NEW YORK AND PRESBYTERIAN HOSP SENIOR CO	..0..	1		..1.C FE	43,345,320	..82.4990	26,399,648	32,000,000	43,323,621		(16,127)			..4.763	..3.480	FA	635,067	1,524,160	10/15/2021	08/01/2116
649322-AF-1	NEW YORK AND PRESBYTERIAN HOSP SENIOR CO	..0..	1		..1.C FE	26,999,250	..68.6760	17,168,950	25,000,000	26,996,325		(2,218)			..3.954	..3.653	FA	411,875	988,500	03/26/2021	08/01/2119
649840-CT-0	NEW YORK STATE ELECTRIC & GAS SENIOR COR	..0..	2		..1.G FE	49,526	..77.9600	38,980	50,000	49,573		44			..2.150	..2.258	AO	269	1,096	12/02/2021	10/01/2031
651587-AG-2	NEWMARKET CORP SENIOR CORP_BND	..0..	2		..2.B FE	49,783	..78.5950	39,297	50,000	49,806		22			..2.700	..2.753	MS	386	1,350	12/02/2021	03/18/2031
651639-AP-1	NEWMONT CORPORATION SENIOR CORP_BND	..0..	1		..2.A FE	4,847,450	..91.2470	4,562,365	5,000,000	4,878,798		3,662			..4.875	..5.074	MS	71,771	243,750	05/14/2012	03/15/2042
651639-AV-8	NEWMONT CORPORATION SENIOR CORP_BND	..0..	1		..2.A FE	1,423,940	..95.2850	952,854	1,000,000	1,394,163		(13,489)			..5.450	..2.920	JD	3,331	54,500	09/30/2020	06/09/2044
651639-AW-6	NEWMONT CORPORATION SENIOR CORP_BND	..0..	1		..2.A FE	8,116,826	102.5270	8,407,222	8,200,000	8,128,647		37,135			..5.875	..5.975	AO	120,438	364,250	12/01/2019	04/01/2035
65339K-AV-2	NEXTERA ENERGY CAPITAL HOLDING JR SUB COR	..0..	2		..2.B FE	4,114,880	..82.0000	3,280,000	4,000,000	4,098,116		126,664			..4.800	..4.236	JD	16,000	192,000	01/21/2022	12/01/2077
65339K-BZ-2	NEXTERA ENERGY CAPITAL HOLDING SENIOR CO	..0..	2		..2.A FE	7,222,977	..79.9440	5,775,976	7,225,000	7,223,266		289			..2.440	..2.443	JJ	81,289	103,815	12/08/2021	01/15/2032
65339K-CA-6	NEXTERA ENERGY CAPITAL HOLDING SENIOR CO	..0..	2		..2.A FE	8,197,009	..65.5390	5,384,012	8,215,000	8,197,589		579			..3.000	..3.011	JJ	113,641	145,132	12/08/2021	01/15/2052
654106-AD-5	NIKE INC SENIOR CORP_BND	..0..	1		..1.E FE	31,328,505	..83.5160	27,681,411	33,145,000	31,646,550		83,629			..3.625	..3.950	MN	200,251	1,201,506	01/13/2017	05/01/2043
654106-AE-3	NIKE INC SENIOR CORP_BND	..0..	1		..1.E FE	25,776,755	..86.8140	22,701,756	26,150,000	25,829,961		78,521			..3.875	..3.957	MN	168,885	1,013,313	12/02/2016	01/01/2045
654106-AG-8	NIKE INC SENIOR CORP_BND	..0..	2		..1.E FE	56,852	..78.4770	39,239	50,000	56,634		(204)			..3.375	..2.612	MN	281	1,688	12/02/2021	11/01/2046
65473P-AL-9	NISOURCE INC SENIOR CORP_BND	..0..	1		..2.B FE	999,240	..76.2960	762,960	1,000,000	999,400		68			..1.700	..1.708	FA	6,422	17,000	08/12/2020	02/15/2031
65473Q-BB-8	NISOURCE INC SENIOR CORP_BND	..0..	2		..2.B FE	65,764	..93.8540	46,927	50,000	65,177		(550)			..5.250	..3.162	FA	992	2,625	12/02/2021	02/15/2043
65486A-AB-9	NLV FINANCIAL CORPORATION SENIOR CORP_BN	..0..			..2.A FE	17,637,129	..99.7280	18,562,317	18,613,000	17,889,525		29,805			..6.500	..6.942	MS	356,232	1,209,845	01/16/2009	03/15/2035
655844-AQ-1	NORFOLK SOUTHERN CORPORATION SENIOR CORP	..0..	1		..2.A FE	3,174,428	111.7710	2,918,328	2,611,000	2,912,120		(28,760)			..7.250	..5.472	FA	71,512	189,298	11/17/2010	02/15/2031
655844-AX-6	NORFOLK SOUTHERN CORPORATION SENIOR CORP	..0..	1		..2.A FE	12,451,402	103.6110	12,698,613	12,256,000	12,235,975		(441,357)			..5.640	..5.076	MN	84,485	691,238	04/09/2011	05/17/2029
655844-BM-9	NORFOLK SOUTHERN CORPORATION SENIOR CORP	..0..			..2.A FE	4,738,250	..82.9630	4,148,165	5,000,000	4,787,338		6,749			..3.950	..4.271	AO	49,375	197,500	07/24/2014	10/01/2042
655844-BT-4	NORFOLK SOUTHERN CORPORATION SENIOR CORP	..0..	1		..2.A FE	9,984,700	..92.8320	9,283,220	10,000,000	9,992,653		1,527			..3.150	..3.168	JD	26,250	315,000	05/22/2017	06/01/2027
655844-CC-0	NORFOLK SOUTHERN CORPORATION SENIOR CORP	..0..	2		..2.A FE	60,867	..81.8770	40,938	50,000	60,579		(270)			..4.100	..2.928	MN	262	2,050	12/02/2021	05/15/2049
655844-CD-8	NORFOLK SOUTHERN CORPORATION SENIOR CORP	..0..	2		..2.A FE	1,825,340	..72.0790	1,441,584	2,000,000	1,828,003		2,663			..3.400	..3.921	MN	11,333	68,000	04/06/2022	11/01/2049
662352-A*-4	NORTHWELL HEALTHCARE INC SECURED CORP_BN	..0..			..1.G	5,811,400	..95.5800	5,554,536	5,811,400	5,811,400					..4.200	..4.199	MN	40,680	244,079	10/08/2014	05/01/2030
664397-AM-8	EVERSOURCE ENERGY SENIOR CORP_BND	..0..	1		..2.A FE	3,461,562	..96.0910	3,406,433	3,545,000	3,524,773		9,412			..3.150	..3.442	JJ	51,491	111,668	07/17/2015	01/15/2025
665228-E#-5	NORTHERN ILLINOIS GAS COMPANY CORP_BND	..0..			..1.D	3,000,000	..86.3670	2,590,997	3,000,000	3,000,000					..4.080	..4.080	FA	45,900	122,400	08/03/2018	08/16/2039
665228-G*-7	NORTHERN ILLINOIS GAS COMPANY CORP_BND	..0..			..1.D YE	17,000,000	..79.4800	13,511,600	17,000,000	17,000,000					..2.800	..2.800	AO	100,489	476,000	10/30/2019	10/30/2034
665859-AP-9	NORTHERN TRUST CORPORATION SUB CORP_BND	..0..			..1.F FE	41,248,572	..97.9540	42,311,274	43,195,000	41,396,932		(1,802,324)			..3.950	..3.947	AO	289,107	1,706,203	11/20/2013	10/30/2025

ANNUAL STATEMENT FOR THE YEAR 2022 OF THE AMERICAN EQUITY INVESTMENT LIFE INSURANCE COMPANY

SCHEDULE D - PART 1

Showing All Long-Term BONDS Owned December 31 of Current Year

1	2	Codes			6	7	Fair Value		10	11	Change in Book/Adjusted Carrying Value				Interest					Dates	
		3	4	5			8	9			12	13	14	15	16	17	18	19	20	21	22
CUSIP Identification	Description	C o d e	F o r e i g n	Bond Char	NAIC Designation, NAIC Designation Modifier and SVO Administrative Symbol	Actual Cost	Rate Used to Obtain Fair Value	Fair Value	Par Value	Book/ Adjusted Carrying Value	Unrealized Valuation Increase/ (Decrease)	Current Year's (Amor-tization) Accretion	Current Year's Other-Than-Temporary Impairment Recognized	Total Foreign Exchange Change in Book/ Adjusted Carrying Value	Rate of	Effective Rate of	When Paid	Admitted Amount Due and Accrued	Amount Received During Year	Acquired	Stated Contractual Maturity Date
665859-AS-3	NORTHERN TRUST CORPORATION SUB CORP_BND	..0..	2		..1.F FE	..52,843	..91.2970	..45,649	..50,000	..52,309					..3.375	..2.255	..MN	..248	..1,688	..12/02/2021	..05/08/2032
665859-AX-2	NORTHERN TRUST CORPORATION SUB CORP_BND	..0..	2		..1.F FE	..1,913,203	..105.6800	..2,029,046	..1,920,000	..1,913,285					..6.125	..6.173	..MN	..19,273		..10/28/2022	..11/02/2032
665876-CF-3	FITCHBURG GAS AND ELECTRIC LIG CORP_BND					..2,000,000	..77.2010	..1,544,020	..2,000,000	..2,000,000					..4.320	..4.320	..MN	..14,400	..86,400	..11/01/2017	..11/01/2047
665876-C8-5	FITCHBURG GAS AND ELECTRIC LIG CORP_BND				..2.A	..3,000,000	..89.4640	..2,683,920	..3,000,000	..3,000,000					..3.520	..3.520	..MN	..17,600	..105,600	..11/01/2017	..11/01/2027
666807-BG-6	NORTHROP GRUMMAN CORP SENIOR CORP_BND		1		..2.A FE	..1,491,930	..98.9510	..1,484,261	..1,500,000	..1,499,467					..3.250	..3.312	..FA	..20,313	..48,750	..05/28/2013	..08/01/2023
666807-BJ-0	NORTHROP GRUMMAN CORP SENIOR CORP_BND	..0..	2		..2.A FE	..3,753,393	..80.2930	..3,251,862	..4,050,000	..3,784,232					..3.850	..4.309	..AO	..32,918	..155,925	..12/02/2021	..04/15/2045
666807-BP-6	NORTHROP GRUMMAN CORP SENIOR CORP_BND	..0..	1		..2.A FE	..10,982,840	..83.2940	..9,162,285	..11,000,000	..10,984,578					..4.030	..4.039	..AO	..93,586	..443,300	..10/10/2017	..10/15/2047
667738-AA-2	NORTHWEST PARKWAY LLC SECURED CORP_BND				..2.B PL	..5,902,413	..90.0750	..5,316,624	..5,902,413	..5,902,413					..3.180	..3.193	..MJS	..521	..187,697	..01/27/2020	..03/31/2027
668138-AA-8	NORTHWESTERN MUTUAL LIFE INSUR SUB CORP		2		..1.C FE	..2,981,152	..77.2350	..2,069,885	..2,680,000	..2,973,441					..3.850	..3.198	..MS	..26,082	..103,180	..01/04/2022	..09/30/2047
66934H-AA-6	LARVIKSJORDEN LTD CORP_BND				..3.C PL	..9,852,925	..94.3370	..11,826,222	..12,536,143	..10,146,944					..4.750	..8.517	..MON		..1,347,760	..06/27/2022	..01/22/2029
66988A-AH-7	NOVANT HEALTH INC CORP_BND	..0..	2		..1.D FE	..54,695	..69.4100	..34,705	..50,000	..54,581					..3.168	..2.703	..MN	..264	..1,584	..12/02/2021	..11/01/2051
66988A-AJ-3	NOVANT HEALTH INC CORP_BND	..0..	1		..1.D FE	..20,366,200	..67.3720	..13,474,400	..20,000,000	..20,358,568					..3.318	..3.236	..MN	..110,600	..663,600	..04/14/2021	..11/01/2061
66989H-AH-1	NOVARTIS CAPITAL CORP SENIOR CORP_BND		1		..1.D FE	..65,690,528	..93.2150	..60,170,089	..64,550,000	..65,527,040					..4.400	..4.289	..MN	..433,919	..2,840,200	..03/21/2017	..05/06/2044
67021C-AF-4	NSTAR ELECTRIC CO SENIOR CORP_BND		1		..1.E FE	..5,382,450	..101.3950	..5,069,750	..5,000,000	..5,286,207					..5.500	..5.000	..MS	..80,972	..275,000	..10/27/2010	..03/15/2040
67021C-AT-4	NSTAR ELECTRIC CO SENIOR CORP_BND	..0..	2		..1.E FE	..7,005,390	..97.1030	..6,797,217	..7,000,000	..7,005,366					..4.950	..4.945	..MS	..102,025		..09/12/2022	..09/15/2052
670346-AH-8	NUCOR CORPORATION SENIOR CORP_BND	..0..	1		..1.G FE	..20,688,910	..107.4970	..22,910,814	..21,313,000	..20,845,370					..6.400	..6.101	..JD	..113,669	..1,364,032	..11/16/2010	..12/01/2037
670346-AQ-8	NUCOR CORPORATION SENIOR CORP_BND	..0..	1		..1.G FE	..5,957,400	..84.0650	..5,043,894	..6,000,000	..5,960,989					..4.400	..4.443	..MN	..44,000	..264,000	..04/23/2018	..05/01/2048
670346-AS-4	NUCOR CORPORATION SENIOR CORP_BND	..0..	1		..1.G FE	..540,875	..85.1470	..425,736	..500,000	..531,207					..2.700	..1.769	..JD	..1,125	..13,500	..07/28/2020	..06/01/2030
67066G-AE-4	NVIDIA CORPORATION SENIOR CORP_BND		1		..1.F FE	..35,015,070	..95.3180	..33,361,195	..35,000,000	..35,005,790					..3.200	..3.195	..MS	..326,667	..1,120,000	..09/21/2016	..09/16/2026
67066G-AG-9	NVIDIA CORPORATION SENIOR CORP_BND	..0..	2		..1.F FE	..56,384	..81.7640	..40,882	..50,000	..56,079					..3.500	..2.600	..AO	..438	..1,750	..12/02/2021	..04/01/2040
67066G-AH-7	NVIDIA CORPORATION SENIOR CORP_BND	..0..	1		..1.F FE	..16,363,050	..76.1960	..11,429,400	..15,000,000	..16,310,175					..3.500	..3.022	..AO	..131,250	..525,000	..04/15/2021	..04/01/2050
67103H-AF-4	O'REILLY AUTOMOTIVE INC SENIOR CORP_BND		1		..2.A FE	..9,984,000	..94.2070	..9,420,710	..10,000,000	..9,991,914					..3.600	..3.619	..MS	..120,000	..360,000	..08/10/2017	..09/01/2027
67103H-AG-2	O'REILLY AUTOMOTIVE INC SENIOR CORP_BND	..0..	1		..2.B FE	..12,700,419	..97.3330	..13,139,942	..13,500,000	..12,731,668					..4.350	..4.383	..JD	..48,938	..587,250	..05/10/2018	..06/01/2028
67103H-BH-3	O'REILLY AUTOMOTIVE INC SENIOR CORP_BND	..0..	2		..2.B FE	..47,517	..77.6270	..38,814	..50,000	..47,777					..1.750	..2.349	..MS	..258	..875	..12/02/2021	..03/15/2031
671058-AF-8	OSI GROUP LLC CORP_BND				..2.B PL	..15,000,000	..95.0040	..14,250,600	..15,000,000	..15,000,000					..4.350	..4.350	..MS	..179,438	..652,500	..03/22/2018	..03/22/2028
67401P-AB-4	OAKTREE SPECIALTY LENDING CORP SENIOR CO	..0..	1		..2.C FE	..991,530	..95.3500	..953,504	..1,000,000	..996,169					..3.500	..3.687	..FA	..12,250	..35,000	..02/13/2020	..02/25/2025
67401P-AC-2	OAKTREE SPECIALTY LENDING CORP SENIOR CO	..0..	1		..2.C FE	..6,382,080	..86.4870	..5,535,142	..6,400,000	..6,387,107					..2.700	..2.753	..JJ	..79,680	..200,160	..05/11/2021	..01/15/2027
675553-AA-9	OCHSNER CLINIC FOUNDATION SECURED CORP_B	..0..	1		..1.G FE	..30,000,000	..99.8000	..29,940,060	..30,000,000	..30,000,000					..5.897	..5.897	..MN	..226,052	..1,769,100	..06/17/2015	..05/15/2045
677415-CF-6	OHIO POWER CO SENIOR CORP_BND	..0..	1		..2.A FE	..1,896,858	..105.3350	..1,896,028	..1,800,000	..1,859,124					..6.600	..6.159	..FA	..44,880	..118,800	..02/18/2010	..02/15/2033
67777J-AM-0	OHIOHEALTH CORP SECURED CORP_BND	..0..	2		..1.B FE	..13,307,668	..72.0010	..9,580,387	..13,306,000	..13,307,598					..2.834	..2.833	..MN	..48,184	..396,994	..11/15/2021	..11/15/2041
678858-BG-4	OKLAHOMA GAS AND ELECTRIC COMP SENIOR CO		1		..1.G FE	..404,120	..104.3540	..372,543	..357,000	..375,909					..6.500	..5.337	..AO	..4,899	..23,205	..08/03/2010	..04/15/2028
678858-BF-7	OKLAHOMA GAS AND ELECTRIC COMP SENIOR CO	..0..	1		..1.G FE	..2,243,832	..99.9870	..2,246,697	..2,247,000	..2,244,954					..5.750	..5.760	..JJ	..59,577	..129,203	..05/26/2010	..01/15/2036
678858-BH-3	OKLAHOMA GAS AND ELECTRIC COMP SENIOR CO	..0..	1		..1.G FE	..12,299,100	..103.9750	..10,397,460	..10,000,000	..11,795,741					..6.450	..4.767	..FA	..268,750	..645,000	..09/15/2015	..02/01/2038
678858-BL-4	OKLAHOMA GAS AND ELECTRIC COMP SENIOR CO	..0..	1		..1.G FE	..4,891,699	..98.5580	..4,927,875	..5,000,000	..4,893,685					..5.850	..6.049	..JD	..24,375	..175,500	..11/16/2022	..06/01/2040
678858-BR-1	OKLAHOMA GAS AND ELECTRIC COMP SENIOR CO	..0..	1		..1.G FE	..14,989,800	..79.5240	..11,928,645	..15,000,000	..14,990,934					..4.150	..4.154	..AO	..155,625	..622,500	..03/28/2017	..04/01/2047
679574-A8-2	OLD DOMINION ELECTRIC COOPERAT CORP_BND				..1.E	..13,500,000	..93.1980	..12,581,730	..13,500,000	..13,500,000					..5.540	..5.540	..JD	..62,325	..747,900	..12/02/2011	..12/01/2040
679574-B4-9	OLD DOMINION ELECTRIC COOPERAT CORP_BND				..1.E	..10,000,000	..82.4780	..8,247,800	..10,000,000	..10,000,000					..4.460	..4.458	..JD	..37,167	..446,000	..01/15/2015	..01/15/2045
679574-C8-0	OLD DOMINION ELECTRIC COOPERAT CORP_BND				..1.E	..9,750,000	..74.9630	..7,308,893	..9,750,000	..9,750,000					..3.330	..3.330	..JD	..27,056	..324,675	..07/06/2017	..12/01/2037
680223-AJ-3	OLD REPUBLIC INTERNATIONAL COR SENIOR CO	..0..	1		..2.B FE	..4,974,900	..99.1990	..4,959,950	..5,000,000	..4,994,701					..4.875	..4.939	..AO	..60,938	..243,750	..09/22/2014	..10/01/2024
680223-AL-8	OLD REPUBLIC INTERNATIONAL COR SENIOR CO	..0..	2		..2.B FE	..55,119	..69.4760	..34,738	..50,000	..55,004					..3.850	..3.299	..JD	..107	..1,925	..12/02/2021	..06/11/2051
681919-BB-1	OMNICOM GROUP INC SENIOR CORP_BND	..0..	1		..2.A FE	..1,985,505	..82.9970	..1,659,946	..2,000,000	..1,988,473					..2.450	..2.512	..AO	..8,303	..49,000	..07/22/2020	..04/30/2030
681919-BD-7	OMNICOM GROUP INC SENIOR CORP_BND	..0..	1		..2.A FE	..10,184,671	..81.6580	..8,206,639	..10,050,000	..10,169,566					..2.600	..2.441	..FA	..108,875	..261,300	..12/02/2021	..08/01/2031
681936-BD-1	OMEGA HEALTHCARE INVESTORS INC SENIOR CO	..0..	2		..2.C FE	..5,368,450	..96.8220	..4,841,105	..5,000,000	..5,234,467					..4.500	..1.825	..JJ	..103,750	..225,000	..12/09/2021	..01/15/2025
681936-BM-1	OMEGA HEALTHCARE INVESTORS INC SENIOR CO	..0..	2		..2.C FE	..50,434	..76.9370	..38,469	..50,000	..50,389					..3.375	..3.262	..FA	..703	..1,688	..12/02/2021	..02/01/2031
68217F-AA-0	OMNICOM GROUP INC SENIOR CORP_BND	..0..	1		..2.A FE	..10,771,750	..96.0940	..10,570,307	..11,000,000	..10,899,418					..3.600	..3.899	..AO	..83,600	..396,000	..02/15/2018	..04/15/2026

ANNUAL STATEMENT FOR THE YEAR 2022 OF THE AMERICAN EQUITY INVESTMENT LIFE INSURANCE COMPANY

SCHEDULE D - PART 1

Showing All Long-Term BONDS Owned December 31 of Current Year

1	2	Codes			6	7	Fair Value		10	11	Change in Book/Adjusted Carrying Value				Interest					Dates	
		3	4	5			8	9			12	13	14	15	16	17	18	19	20	21	22
CUSIP Identification	Description	C o d e	F o r e i g n	Bond Char	NAIC Design- ation, NAIC Design- ation Modifier and SVO Admini- strative Symbol	Actual Cost			Rate Used to Obtain Fair Value	Fair Value											
68233D-AP-2	ONCOR ELECTRIC DELIVERY COMPAN SECURED C	0	1	1	1.F FE	3,313,646	115.6430	3,074,950	2,659,000	3,047,931		(28,621)			7.250	5.348	JJ	88,892	192,778	09/07/2010	01/15/2033
68233D-AT-4	ONCOR ELECTRIC DELIVERY COMPAN SECURED C	0	1	1	1.F FE	2,564,599	113.1700	2,392,418	2,114,000	2,371,263		(20,804)			7.000	5.328	MN	24,663	147,980	09/07/2010	05/01/2032
68233J-AH-7	ONCOR ELECTRIC DELIVERY COMPAN SECURED C		1	1	1.F FE	6,204,794	99.0370	6,041,227	6,100,000	6,181,657		(2,769)			5.250	5.134	MS	80,952	320,250	04/25/2012	09/30/2040
68233J-AS-3	ONCOR ELECTRIC DELIVERY COMPAN SECURED C		1	1	1.F FE	3,995,186	100.9160	3,834,808	3,800,000	3,955,200		(4,859)			5.300	4.965	JD	16,783	201,400	08/29/2012	06/01/2042
68233J-AT-1	ONCOR ELECTRIC DELIVERY COMPAN SECURED C		1	1	1.F FE	2,434,066	91.0640	2,367,661	2,600,000	2,468,468		4,118			4.550	4.965	JD	9,858	118,300	08/29/2012	12/01/2041
68233J-BD-5	ONCOR ELECTRIC DELIVERY COMPAN SECURED C	0	2	2	1.F FE	59,640	82.6570	41,329	50,000	59,354		(268)			3.800	2.739	MS	480	1,900	12/02/2021	09/30/2047
68233J-BH-6	ONCOR ELECTRIC DELIVERY COMPAN SECURED C	0	2	2	1.F FE	3,599,739	93.8200	3,658,968	3,900,000	3,609,077		9,338			3.700	5.190	MN	18,438	72,150	10/11/2022	11/15/2028
68233J-CD-4	ONCOR ELECTRIC DELIVERY COMPAN SECURED C		2	2	1.F FE	12,694,090	65.0770	8,420,964	12,940,000	12,697,495		3,405			2.700	2.795	MN	44,643	174,690	05/09/2022	11/15/2051
68235P-AF-5	ONE GAS INC SENIOR CORP_BND	0	2	2	1.G FE	62,354	86.2740	43,137	50,000	61,918		(408)			4.658	3.085	FA	970	2,329	12/02/2021	02/01/2044
682441-AA-8	ONEAMERICA FINANCIAL PARTNERS SENIOR COR				1.G FE	18,989,883	106.8490	19,866,379	18,593,000	18,806,403		487			7.000	6.831	AO	274,763	1,301,510	05/07/2009	10/15/2033
682680-AB-9	ONEOK INC SENIOR CORP_BND		1	1	2.C FE	531,965	102.5980	512,988	500,000	514,020		(2,082)			6.875	6.280	AO	8,594	34,375	05/24/2010	09/30/2028
682680-AN-3	ONEOK INC SENIOR CORP_BND	0	1	1	2.C FE	9,773,364	96.3400	10,812,227	11,223,000	10,202,350		201,908			6.000	7.086	JD	29,928	673,380	01/06/2009	06/15/2035
682680-AW-3	ONEOK INC SENIOR CORP_BND	0	1	1	2.C FE	1,993,740	92.6300	1,852,602	2,000,000	1,995,808		576			4.350	4.389	MS	25,617	87,000	03/11/2019	03/15/2029
682680-BD-4	ONEOK INC SENIOR CORP_BND	0	2	2	2.C FE	6,792,105	101.3650	5,980,506	5,900,000	6,568,225		(217,735)			5.850	1.892	JJ	159,153	345,150	12/20/2021	01/15/2026
682680-BF-9	ONEOK INC SENIOR CORP_BND	0	2	2	2.B FE	11,962,880	101.4770	8,118,152	8,000,000	11,875,354		(73,893)			7.150	4.174	JJ	263,756	572,000	10/18/2021	01/15/2051
68268N-AC-7	ONEOK PARTNERS LP SENIOR CORP_BND	0	1	1	2.B FE	3,680,664	100.0680	4,012,715	4,010,000	3,757,552		9,018			6.650	7.353	AO	66,666	266,665	04/06/2010	10/01/2036
68389X-AE-5	ORACLE CORPORATION SENIOR CORP_BND	0	1	1	2.B FE	9,435,952	103.8380	9,553,114	9,200,000	9,373,945		3,247			6.500	6.305	AO	126,244	598,000	05/26/2009	04/15/2038
68389X-AJ-7	ORACLE CORPORATION SENIOR CORP_BND	0			2.B FE	12,501,800	92.5090	9,250,850	10,000,000	12,385,372		(96,659)			5.375	3.538	JJ	247,847	537,500	10/12/2021	07/15/2040
68389X-BF-1	ORACLE CORPORATION SENIOR CORP_BND		2		2.B FE	11,002,100	76.2380	7,623,780	10,000,000	10,968,539		(29,121)			4.125	3.488	MN	52,708	412,500	11/02/2021	05/15/2045
68389X-BH-7	ORACLE CORPORATION SENIOR CORP_BND	0	1	1	2.B FE	4,999,250	80.8370	4,041,870	5,000,000	4,999,465		30			3.850	3.851	JJ	88,764	192,500	06/29/2016	07/15/2036
68389X-BJ-3	ORACLE CORPORATION SENIOR CORP_BND		2	2	2.B FE	10,797,000	73.0170	7,301,670	10,000,000	10,772,575		(21,421)			4.000	3.508	JJ	184,444	400,000	11/02/2021	07/15/2046
68389X-BM-6	ORACLE CORPORATION SENIOR CORP_BND	0	2		2.B FE	4,516,400	92.1070	4,605,355	5,000,000	4,542,199		25,799			2.650	5.534	JJ	61,097		10/07/2022	07/15/2026
68389X-BQ-7	ORACLE CORPORATION SENIOR CORP_BND		2		2.B FE	16,184,250	73.2130	10,981,995	15,000,000	16,150,424		(29,393)			4.000	3.528	MN	76,667	600,000	11/02/2021	11/15/2047
68389X-BY-0	ORACLE CORPORATION SENIOR CORP_BND	0	2	2	2.B FE	16,784,208	67.1710	10,881,621	16,200,000	16,776,040		(7,117)			3.850	3.673	AO	155,925	623,700	12/08/2021	04/01/2060
684065-BJ-3	ORANGE AND ROCKLAND UTILITIES SENIOR COR	0	1	1	1.G FE	34,787,900	86.8640	30,402,365	35,000,000	34,816,710		4,340			4.950	4.989	JJ	866,250	1,732,500	06/15/2015	07/01/2045
68902V-AL-1	OTIS WORLDWIDE CORP SENIOR CORP_BND		2		2.B FE	6,525,750	74.2650	5,569,845	7,500,000	6,554,333		28,583			3.112	4.148	FA	88,173	116,700	03/25/2022	02/15/2040
68902V-AM-9	OTIS WORLDWIDE CORP SENIOR CORP_BND	0	2	2	2.B FE	53,898	71.1690	35,585	50,000	53,800		(92)			3.362	2.948	FA	635	1,681	12/02/2021	02/15/2050
68964*-AJ-0	OTTER TAIL POWER COMPANY CORP_BND				2.A	16,000,000	74.7310	11,956,960	16,000,000	16,000,000					4.070	4.070	FA	260,480	651,200	02/07/2018	02/07/2048
68964*-AL-5	OTTER TAIL POWER COMPANY CORP_BND				2.A	8,000,000	72.5330	5,802,640	8,000,000	8,000,000					3.520	3.520	AO	63,360	281,600	10/10/2019	10/10/2039
689648-D8-9	OTTER TAIL POWER COMPANY CORP_BND				2.B	12,000,000	89.3070	10,716,840	12,000,000	12,000,000					3.550	3.550	JD	18,933	426,000	12/13/2016	12/15/2026
690742-AF-8	OVIENS CORNING SENIOR CORP_BND		1		2.B FE	2,987,610	93.8710	2,816,130	3,000,000	2,995,032		1,267			3.400	3.449	FA	38,533	102,000	08/03/2016	08/15/2026
690742-AG-6	OVIENS CORNING SENIOR CORP_BND	0	1		2.B FE	973,410	78.2390	782,392	1,000,000	975,842		534			4.300	4.463	JJ	19,828	43,000	01/24/2018	07/15/2047
690742-AH-4	OVIENS CORNING SENIOR CORP_BND	0	1		2.B FE	2,030,811	78.2020	1,603,147	2,050,000	2,033,114		310			4.400	4.452	JJ	37,834	90,200	12/02/2021	01/30/2048
691205-AC-2	CIVIL ROCK TECHNOLOGY FINANCE CO SENIOR CO	0	2		2.C FE	5,332,650	91.0670	4,553,355	5,000,000	5,247,085		(81,536)			4.750	2.938	JD	10,556	237,500	12/09/2021	12/15/2025
69121K-AB-0	CIVIL ROCK CAPITAL CORP SENIOR CORP_BND	0	2		2.C FE	4,694,220	93.9890	4,229,487	4,500,000	4,632,184		(59,057)			4.000	2.595	MS	45,500	180,000	12/09/2021	03/30/2025
69122J-AC-0	CIVIL ROCK CAPITAL CORPORATION SENIOR COR	0	2		2.C FE	9,767,123	82.1390	8,213,900	10,000,000	9,779,292		12,169			3.125	3.683	AO	67,708	156,250	09/28/2022	04/13/2027
693342-AD-9	PG&E WILDFIRE RECOVERY FUNDING SENIOR CO				1.A FE	62,607,040	87.1740	54,578,665	62,609,000	62,606,694		(346)			4.451	4.451	JD	232,227	1,555,922	05/03/2022	12/01/2049
693342-AE-7	PG&E WILDFIRE RECOVERY FUNDING SENIOR CO				1.A FE	69,954,593	88.8550	62,160,106	69,957,000	69,954,261		(332)			4.674	4.674	JD	272,483	1,825,633	05/03/2022	12/01/2051
693475-AT-2	PNC FINANCIAL SERVICES GROUP I SENIOR CO		2		1.G FE	14,969,400	93.6150	14,042,190	15,000,000	14,985,398		3,059			3.150	3.174	MN	55,125	47		

ANNUAL STATEMENT FOR THE YEAR 2022 OF THE AMERICAN EQUITY INVESTMENT LIFE INSURANCE COMPANY

SCHEDULE D - PART 1

Showing All Long-Term BONDS Owned December 31 of Current Year

1	2	Codes			6	7	Fair Value		10	11	Change in Book/Adjusted Carrying Value				Interest					Dates	
		3	4	5			8	9			12	13	14	15	16	17	18	19	20	21	22
CUSIP Identification	Description	C o d e	F o r e i g n	Bond Char	NAIC Designation, NAIC Designation Modifier and SVO Administrative Symbol	Actual Cost	Rate Used to Obtain Fair Value	Fair Value	Par Value	Book/ Adjusted Carrying Value	Unrealized Valuation Increase/ (Decrease)	Current Year's (Amor-tization) Accretion	Current Year's Other-Than-Temporary Impairment Recognized	Total Foreign Exchange Change in Book/ Adjusted Carrying Value	Rate of	Effective Rate of	When Paid	Admitted Amount Due and Accrued	Amount Received During Year	Acquired	Stated Contractual Maturity Date
69352P-AJ-2	PPL CAPITAL FUNDING INC SENIOR CORP_BND	..0..	1		..2.A FE	37,813,500	..83.2140	24,964,140	30,000,000	37,405,374		(244,882)			..5.000	..3.339	MS	441,667	1,500,000	04/21/2021	03/15/2044
693627-AY-7	DUKE ENERGY INDIANA LLC SENIOR CORP_BND	..0..	1		..2.A FE	15,497,255	104.1230	14,056,605	13,500,000	14,819,807		(71,857)			..6.120	..5.072	AO	174,420	826,200	09/13/2010	10/15/2035
694308-HM-2	PACIFIC GAS AND ELECTRIC COMPA SENIOR CO	..0..	2		..2.C FE	3,348,832	..94.3110	3,017,946	3,200,000	3,301,951		(44,897)			..3.500	..2.012	JD	4,978	112,000	12/13/2021	06/15/2025
694308-HN-0	PACIFIC GAS AND ELECTRIC COMPA SENIOR CO	..0..	2		..2.C FE	51,585	..70.5430	35,272	50,000	51,543		(39)			..4.250	..4.041	MS	626	2,125	12/02/2021	03/15/2046
694476-AD-4	PACIFIC LIFECORP SENIOR CORP_BND 144A	..0..	1		..1.G FE	11,572,960	..91.9120	10,110,287	11,000,000	11,475,167		26,861			..5.125	..4.787	JJ	236,462	563,750	09/22/2014	01/30/2043
694476-AE-2	PACIFIC LIFECORP SENIOR CORP_BND 144A	..0..	1		..1.G FE	19,758,746	..68.8510	12,864,865	18,685,000	19,731,214		(24,229)			..3.350	..3.045	MS	184,307	625,948	11/15/2021	09/15/2050
695156-AR-0	PACKAGING CORP OF AMERICA SENIOR CORP_BN	..0..	1		..2.B FE	509,905	..97.4320	487,162	500,000	502,044		(1,457)			..3.650	..3.350	MS	5,374	18,250	11/09/2016	09/15/2024
695156-AV-1	PACKAGING CORP OF AMERICA SENIOR CORP_BN	..0..	2		..2.B FE	1,275,954	..77.9950	971,813	1,246,000	1,275,408		(530)			..4.050	..3.904	JD	2,243	50,463	03/02/2022	12/15/2049
695156-AW-9	PACKAGING CORP OF AMERICA SENIOR CORP_BN	..0..	2		..2.B FE	4,528,950	..64.6390	3,231,960	5,000,000	4,537,235		8,285			..3.050	..3.567	AO	38,125	156,736	02/09/2022	10/01/2051
701094-AL-8	PARKER HANFIN CORPORAION SENIOR CORP	..0..	1		..2.A FE	9,959,453	..81.0150	8,101,490	10,000,000	9,963,960		857			..4.100	..4.124	MS	136,667	410,000	12/13/2017	03/01/2047
701094-AP-9	PARKER HANFIN CORPORAION SENIOR CORP	..0..	2		..2.A FE	59,409	..79.2810	39,640	50,000	59,162		(231)			..4.000	..2.981	JD	94	2,000	12/02/2021	06/14/2049
70109H-AJ-4	PARKER HANFIN CORPORAION SENIOR CORP	..0..	1		..2.A FE	4,869,146	103.9860	4,268,625	4,105,000	4,650,867		(23,147)			..6.250	..5.000	MN	32,783	256,563	09/10/2010	05/15/2038
70109H-AM-7	PARKER HANFIN CORPORAION SENIOR CORP	..0..	1		..2.A FE	30,941,712	..90.0920	27,523,228	30,550,000	30,811,759		(18,427)			..4.200	..4.103	MN	142,567	1,283,100	01/08/2015	11/21/2034
70213H-AE-8	MASS GENERAL BRIGHAM INC SENIOR CORP_BND	..0..	2		..1.D FE	55,499	..70.6870	35,344	50,000	55,348		(142)			..3.192	..2.622	JJ	798	1,596	12/02/2021	07/01/2049
70213H-AF-5	MASS GENERAL BRIGHAM INC SENIOR CORP_BND	..0..	1		..1.D FE	30,619,200	..66.9630	20,088,900	30,000,000	30,605,731		(8,373)			..3.342	..3.248	JJ	501,300	1,002,600	03/29/2021	07/01/2060
703481-AB-7	PATTERSON-UTI ENERGY INC SENIOR CORP_BND	..0..	1		..3.A FE	5,468,181	..87.8750	4,808,520	5,472,000	5,469,861		373			..3.950	..3.959	FA	90,060	216,144	09/07/2018	02/01/2028
70432*-AB-7	PAYCHEX OF NEW YORK LLC CORP_BND	..0..	1		..1.G		..0.0000								..4.250	..0.000	MS	(14,875)		03/13/2019	03/13/2029
70450Y-AJ-2	PAYPAL HOLDINGS INC SENIOR CORP_BND	..0..	1		..1.G FE	79,300,023	..69.0530	51,945,119	75,225,000	79,174,157		(95,602)			..3.250	..2.964	JD	203,734	2,444,813	12/03/2021	06/01/2050
705322-AM-7	PEDERNALES ELECTRIC COOP INC LN1 CORP_BN	..0..	1		..1.A	25,899,477	105.1150	25,621,781	24,375,000	25,776,414		(2,393,496)			..6.202	..5.436	MN	193,166	1,511,738	11/01/2021	11/15/2032
709599-AN-4	PENSKE TRUCK LEASING CO LP SENIOR CORP_B	..0..	1		..2.B FE	2,027,940	..99.9550	1,999,094	2,000,000	2,000,152		(737)			..4.250	..4.076	JJ	38,722	85,000	03/05/2013	01/17/2023
709599-AW-4	PENSKE TRUCK LEASING CO LP SENIOR CORP_B	..0..	1		..2.B FE	21,033,500	..92.3130	19,385,730	21,000,000	21,017,294		(6,067)			..3.400	..3.302	MN	91,233	714,000	06/26/2019	11/15/2026
709599-AX-2	PENSKE TRUCK LEASING CO LP SENIOR CORP_B	..0..	1		..2.B FE	6,658,070	..93.8770	6,571,390	7,000,000	6,675,092		(319,368)			..4.200	..4.217	AO	73,500	294,000	03/13/2017	04/01/2027
709599-BG-8	PENSKE TRUCK LEASING CO LP SENIOR CORP_B	..0..	2		..2.B FE	7,225,470	..94.4180	6,609,267	7,000,000	7,141,653		(79,229)			..2.700	..1.524	MN	31,500	189,000	12/08/2021	11/01/2024
711123-C8-6	PEOPLES GAS LIGHT AND COKE COM CORP_BND	..0..	1		..1.E	25,000,000	..72.0390	18,009,750	25,000,000	25,000,000					..4.210	..4.210	MN	175,417	1,052,500	11/03/2014	11/01/2044
713448-BP-2	PEPSICO INC SENIOR CORP_BND	..0..	1		..1.E FE	24,151,449	105.9610	24,323,371	22,955,000	24,147,331		(4,118)			..5.500	..5.042	JJ	582,164		11/16/2022	01/15/2040
713448-DV-7	PEPSICO INC SENIOR CORP_BND	..0..	1		..1.E FE	9,956,700	..87.6720	8,767,220	10,000,000	9,961,457		920			..4.000	..4.025	MN	65,556	400,000	04/27/2017	05/02/2047
713448-EH-7	PEPSICO INC SENIOR CORP_BND	..0..	1		..1.E FE	2,067,157	101.2230	2,024,458	2,000,000	2,055,661		(3,141)			..5.500	..5.192	MN	14,056	110,000	01/04/2019	05/15/2035
713448-EV-6	PEPSICO INC SENIOR CORP_BND	..0..	2		..1.E FE	64,324	86.6880	43,344	50,000	64,086		(223)			..3.875	..2.667	MS	549	1,938	12/02/2021	03/19/2060
714046-AN-9	PERKINELMER INC SENIOR CORP_BND	..0..	2		..2.B FE	48,556	..78.8240	39,412	50,000	48,698		133			..2.250	..2.586	MS	331	1,141	12/02/2021	09/15/2031
717081-CY-7	PFIZER INC SENIOR CORP_BND	..0..	1		..1.E FE	2,076,737	121.2990	1,576,883	1,300,000	2,034,072		(35,251)			..7.200	..2.831	MS	27,560	93,600	10/12/2021	03/15/2039
717081-DE-0	PFIZER INC SENIOR CORP_BND	..0..	1		..1.E FE	4,117,740	..92.3720	3,048,283	3,300,000	4,084,854		(28,194)			..4.300	..2.769	JD	6,307	141,900	10/27/2021	06/15/2043
717081-DK-6	PFIZER INC SENIOR CORP_BND	..0..	1		..1.E FE	2,920,082	..92.8540	2,646,339	2,850,000	2,908,421		(1,651)			..4.400	..4.253	MN	16,023	125,400	09/10/2014	05/15/2044
717081-DT-7	PFIZER INC SENIOR CORP_BND	..0..	1		..1.E FE	997,331	105.5130	1,055,126	1,000,000	997,804		1,626			..5.600	..5.620	MS	16,489	56,000	10/05/2015	09/15/2040
718172-AC-3	PHILIP MORRIS INTERNATIONAL IN SENIOR CO	..0..	1		..1.F FE	20,191,237	107.2740	21,454,760	20,000,000	19,940,517		(1,237,912)			..6.375	..5.794	MN	159,375	1,275,000	11/23/2010	05/16/2038
718172-AM-1	PHILIP MORRIS INTERNATIONAL IN SENIOR CO	..0..	1		..1.F FE	13,005,458	..83.2120	10,068,616	12,100,000	12,912,159		(28,777)			..4.375	..3.870	MN	67,642	529,375	07/31/2019	11/15/2041
718172-AW-9	PHILIP MORRIS INTERNATIONAL IN SENIOR CO	..0..	1		..1.F FE	14,579,550	..79.2820	11,892,240	15,000,000	14,664,100		10,304			..4.125	..4.292	MS	201,094	618,750	02/26/2013	03/04/2043
718172-BL-2	PHILIP MORRIS INTERNATIONAL IN SENIOR CO	..0..	1		..1.F FE	34,378,500	..80.9520	24,285,690	30,000,000	34,165,817		(127,578)			..4.250	..3.349	MN	180,625	1,275,000	04/21/2021	11/10/2044
718172-CS-6	PHILIP MORRIS INTERNATIONAL IN SENIOR CO	..0..	1		..1.F FE	989,615	..78.5650	785,647	1,000,000	991,615		985			..1.750	..1.865	MN	2,917	17,500	02/18/2021	11/01/2030
71845J-AA-6	PHILLIPS EDISON GROCERY CENTER SENIOR CO	..0..	2		..2.C FE	49,179	..73.4110	36,706	50,000	49,259		74			..2.625	..2.815	MN	168	1,455	12/02/2021	11/15/2031
718546-AH-7	PHILLIPS 66 CO SENIOR CORP_BND	..0..	1		..2.A FE	7,614,562	103.5600	7,518,456	7,260,000	7,550,439		(8,237)			..5.875	..5.535	MN	71,088	426,525	01/29/2013	05/01/2042
718546-AK-0	PHILLIPS 66 CO SENIOR CORP_BND	..0..	1		..2.A FE	8,192,560	..94.1070	7,528,576	8,000,000	8,151,569		(10,057)			..4.650	..4.436	MN	47,533	372,000	07/19/2018	11/15/2034
718547-AC-6	PHILLIPS 66 CO SENIOR CORP_BND 144A	..0..	2		..2.A FE	649,931	..96.7120	628,629	650,000	649,967		36			..3.605	..3.608	FA	8,852	16,066	04/19/2022	02/15/2025
718547-AL-6	PHILLIPS 66 CO SENIOR CORP_BND 144A	..0..	1		..2.A FE	15,145,106	..86.9610	13,044,120	15,000,000	15,143,565		(1,541)			..4.680	..4.610	FA	265,200	351,000	05/05/2022	02/15/2045
72014T-AD-1	PIEDMONT HEALTHCARE INC CORP_BND	..0..	2		..1.E FE	9,796,861	..68.8640	6,920,862	10,050,000	9,807,410		9,447			..2.719	..2.885	JJ	136,630	217,089	12/02/2021	01/01/2042
720198-AF-7	PIEDMONT OPERATING PARTNERSHIP SENIOR CO	..0..	2		..2.B FE	49,229	..70.0570	35,029	50,000	49,300		66			..2.750	..2.924	AO	344	1,417	12/02/2021	04/01/2032

ANNUAL STATEMENT FOR THE YEAR 2022 OF THE AMERICAN EQUITY INVESTMENT LIFE INSURANCE COMPANY

SCHEDULE D - PART 1

Showing All Long-Term BONDS Owned December 31 of Current Year

1	2	Codes			6	7	Fair Value		10	11	Change in Book/Adjusted Carrying Value				Interest					Dates	
		3	4	5			8	9			12	13	14	15	16	17	18	19	20	21	22
CUSIP Identification	Description	C o d e	F o r e i g n	Bond Char	NAIC Designation, NAIC Designation Modifier and SVO Administrative Symbol	Actual Cost	Rate Used to Obtain Fair Value	Fair Value	Par Value	Book/ Adjusted Carrying Value	Unrealized Valuation Increase/ (Decrease)	Current Year's (Amor-tization) Accretion	Current Year's Other-Than-Temporary Impairment Recognized	Total Foreign Exchange Change in Book/ Adjusted Carrying Value	Rate of	Effective Rate of	When Paid	Admitted Amount Due and Accrued	Amount Received During Year	Acquired	Stated Contractual Maturity Date
724060-AA-6	PIPELINE FUNDING COMPANY LLC SECURED COR0.. 2.B FE	7,255,746	101.6640	6,604,595	6,496,500	6,863,953	(38,895)	7.500	6.346	JJ	224,671	487,238	09/30/2010	01/15/2030
72650R-AR-3	PLAINS ALL AMERICAN PIPELINE L SENIOR CO0.. 2.C FE	3,980,830	98.7720	3,654,553	3,700,000	3,901,542	(8,897)	6.650	6.068	JJ	113,456	246,050	09/17/2010	01/15/2037
72650R-BJ-0	PLAINS ALL AMERICAN PIPELINE L SENIOR CO0.. 2.C FE	7,688,310	98.0740	6,865,187	7,000,000	7,491,949	(187,582)	4.650	1.806	AO	68,717	325,500	12/10/2021	10/15/2025
731020-AA-4	POLAR TANKERS INC SENIOR CORP_BND 144A0.. 1.F FE	17,378,732	102.2620	16,912,499	16,538,465	16,974,650	(35,093)	5.951	5.530	MN	139,429	984,204	09/13/2010	05/10/2037
736508-G*-7	PORTLAND GENERAL ELECTRIC COMP CORP_BND 1.F	2,000,000	111.7060	2,234,120	2,000,000	2,000,000	6.260	6.260	MN	20,867	125,200	05/21/2006	05/01/2031
736508-G8-5	PORTLAND GENERAL ELECTRIC COMP CORP_BND 1.F	2,000,000	116.7030	2,334,060	2,000,000	2,000,000	6.310	6.310	MN	21,033	126,200	05/21/2006	05/01/2036
736508-MF-6	PORTLAND GENERAL ELECTRIC COMP CORP_BND 1.F	15,000,000	93.0510	13,957,650	15,000,000	15,000,000	4.440	4.440	AO	140,600	666,000	10/15/2014	10/15/2046
736508-P*-3	PORTLAND GENERAL ELECTRIC COMP CORP_BND 1.F	5,000,000	86.2030	4,310,150	5,000,000	5,000,000	3.980	3.980	MN	22,111	199,000	11/21/2017	11/21/2047
736508-P8-5	PORTLAND GENERAL ELECTRIC COMP CORP_BND 1.F	10,000,000	85.9310	8,593,100	10,000,000	10,000,000	3.980	3.980	FA	164,728	398,000	08/02/2017	08/03/2048
736508-Q8-4	PORTLAND GENERAL ELECTRIC COMP CORP_BND0.. 1.F	1,000,000	81.4800	814,804	1,000,000	1,000,000	4.300	4.300	AO	9,078	43,000	04/12/2019	04/15/2049
737662-A*-7	POTOMAC EDISON COMPANY THE CORP_BND 1.G	15,000,000	78.6240	11,793,600	15,000,000	15,000,000	4.440	4.440	MN	85,100	666,000	11/25/2014	11/15/2044
737679-DB-3	POTOMAC ELECTRIC POWER COMPANY SECURED C0.. 1.F FE	6,093,566	109.2960	6,557,760	6,000,000	6,093,103	(637,888)	6.500	5.351	MN	49,833	390,000	12/07/2010	11/15/2037
74005P-BD-5	LINDE INC SENIOR CORP_BND0.. 1.F FE	29,441,973	80.8660	24,029,421	29,715,000	29,494,944	7,282	3.550	3.602	MN	158,232	1,054,883	12/02/2021	11/07/2042
74005P-BQ-6	LINDE INC SENIOR CORP_BND 1.F FE	20,043,900	96.2480	19,249,640	20,000,000	20,013,327	(5,018)	3.200	3.172	JJ	268,444	640,000	02/04/2016	01/30/2026
740189-AG-0	PRECISION CASTPARTS CORP SENIOR CORP_BND0.. 1.C FE	27,726,700	99.9150	29,974,560	30,000,000	29,989,080	318,969	2.500	3.453	JJ	345,833	750,000	08/19/2013	01/15/2023
740189-AH-8	PRECISION CASTPARTS CORP SENIOR CORP_BND0.. 1.C FE	24,364,724	83.1590	21,039,328	25,300,000	24,536,976	23,615	3.900	4.121	JJ	454,978	986,700	01/24/2017	01/15/2043
740816-AP-8	PRESIDENT AND FELLOWS OF HARVA SENIOR CO0.. 1.A FE	52,283	65.4840	32,742	50,000	52,221	(57)	2.517	2.297	AO	266	1,259	12/02/2021	10/15/2050
741503-AI-6	BOOKING HOLDINGS INC SENIOR CORP_BND 1.G FE	34,267,139	97.4010	33,992,879	34,900,000	34,122,933	(883,033)	3.650	3.536	MS	375,078	1,273,850	11/09/2016	03/15/2025
74164M-AB-4	PRIMERICA INC SENIOR CORP_BND 1.G FE	36,838,478	81.9590	30,328,854	37,005,000	36,854,830	14,660	2.800	2.852	MN	120,883	1,036,140	11/16/2021	11/19/2031
74251V-AF-9	PRINCIPAL FINANCIAL GROUP INC SENIOR COR0.. 1.G FE	3,588,989	85.4410	2,862,287	3,350,000	3,583,145	(5,845)	4.625	4.106	MS	45,620	77,469	03/21/2022	09/15/2042
74251V-AJ-1	PRINCIPAL FINANCIAL GROUP INC SENIOR COR0.. 1.G FE	5,243,050	83.7260	4,186,300	5,000,000	5,206,023	(6,409)	4.350	4.051	MN	27,792	217,500	07/07/2016	05/15/2043
74256L-AU-3	PRINCIPAL LIFE GLOBAL FUNDING SECURED CO0.. 1.E FE	4,488,030	92.6680	4,170,060	4,500,000	4,495,650	1,237	3.000	3.031	AO	27,375	135,000	04/11/2016	04/18/2026
74264*-AB-2	PRISA LHC LLC CORP_BND 1.F	0.0000	4.270	0.000	AO	(3,558)	04/15/2014	04/15/2026
74264*-AC-0	PRISA LHC LLC CORP_BND 1.F	0.0000	3.750	0.000	AO	(4,167)	06/01/2016	04/01/2026
74264*-AD-8	PRISA LHC LLC CORP_BND 1.F	8,000,000	91.3130	7,305,040	8,000,000	8,000,000	3.850	3.850	AO	77,000	308,000	06/01/2016	04/01/2028
74264*-AG-1	PRISA LHC LLC CORP_BND0.. 1.F	2,000,000	82.3820	1,647,634	2,000,000	2,000,000	2.720	2.719	JJ	25,084	54,400	10/15/2020	10/15/2030
74264*-AH-9	PRISA LHC LLC SENIOR CORP_BND0.. 1.F	5,000,000	79.8180	3,990,886	5,000,000	5,000,000	2.820	2.819	JJ	65,017	141,000	10/15/2020	10/15/2032
742718-CB-3	PROCTER & GAMBLE CO SENIOR CORP_BND0.. 1.D FE	2,101,680	104.6920	2,093,842	2,000,000	2,063,848	(4,191)	5.500	5.119	FA	45,833	110,000	04/08/2011	02/01/2034
742718-DB-2	PROCTER & GAMBLE CO SENIOR CORP_BND0.. 1.D FE	14,648,737	108.8280	15,021,570	13,803,000	14,587,726	(405,211)	5.800	4.838	FA	302,439	333,500	11/16/2022	08/15/2034
742718-DF-3	PROCTER & GAMBLE CO SENIOR CORP_BND0.. 1.D FE	28,254,607	108.6110	26,495,653	24,395,000	27,281,920	(127,705)	5.550	4.417	MS	436,264	1,110,000	11/16/2022	03/05/2037
742718-FK-0	PROCTER & GAMBLE CO SENIOR CORP_BND0.. 1.D FE	63,165	83.5770	41,789	50,000	62,809	(333)	3.600	2.325	MS	480	1,800	12/02/2021	03/25/2050
742738-AB-9	PRIT CORE REALTY HOLDINGS LLC CORP_BND 2.A	3,000,000	99.6930	2,990,790	3,000,000	3,000,000	3.850	3.850	FA	43,954	115,500	02/14/2013	02/14/2023
742738-AC-7	PRIT CORE REALTY HOLDINGS LLC CORP_BND 2.A	3,000,000	96.2590	2,887,770	3,000,000	3,000,000	4.000	4.000	FA	45,667	120,000	02/14/2013	02/14/2025
74275H-AC-3	PRISA LHC LLC CORP_BND 2.B	15,000,000	78.9220	11,838,300	15,000,000	15,000,000	3.750	3.750	FA	209,375	562,500	09/28/2020	11/17/2032
743263-AE-5	PROGRESS ENERGY INC SENIOR CORP_BND0.. 2.B FE	2,586,552	113.3120	2,667,374	2,354,000	2,582,864	(3,688)	7.750	6.213	MS	60,812	10/25/2022	03/01/2031
743263-AG-0	PROGRESS ENERGY INC SENIOR CORP_BND 2.B FE	2,159,716	108.8240	2,230,886	2,050,000	2,159,086	(1,630)	7.000	6.215	AO	24,315	71,750	10/25/2022	10/30/2031
743263-AP-0	PROGRESS ENERGY INC SENIOR CORP_BND 2.B FE	9,949,318	100.3750	8,832,956	8,800,000	9,657,055	(31,220)	6.000	5.132	JD	44,000	528,000	09/08/2010	12/01/2039
743315-AJ-2	PROGRESSIVE CORPORATION THE SENIOR CORP0.. 1.F FE	1,013,868	109.4490	985,038	900,000	951,233	(6,805)	6.625	5.523	MS	19,875	59,625	09/10/2010	03/01/2029
743315-AL-7	PROGRESSIVE CORPORATION THE SENIOR CORP 1.F FE	11,662,881	109.2400	10,825,664	9,910,000	11,011,729	(84,862)	6.250	4.826	JD	51,615	619,375	09/13/2013	12/01/2032
743315-AP-8	PROGRESSIVE CORPORATION THE SENIOR CORP0.. 1.F FE	15,117,250	86.2950	12,944,250	15,000,000	15,097,265	(2,805)	4.350	4.303	AO	119,625	652,500	07/25/2014	04/25/2044
743315-AR-4	PROGRESSIVE CORPORATION THE SENIOR CORP 1.F FE	4,998,250	91.7750	4,588,750	5,000,000	4,999,240	177	2.450	2.454	JJ	56,486	122,500	08/22/2016	01/15/2027
743315-AS-2	PROGRESSIVE CORPORATION THE SENIOR CORP0.. 1.F FE	8,051,922	84.2690	6,783,663	8,050,000	8,052,710	(126)	4.125	4.122	AO	70,102	332,063	12/02/2021	04/15/2047
743315-AT-0	PROGRESSIVE CORPORATION THE SENIOR CORP0.. 1.F FE	20,826,330	84.3590	17,715,285	21,000,000	20,841,695	3,457	4.200	4.249	MS	259,700	882,000	03/12/2018	03/15/2048
74340X-BH-3	PROLOGIS LP SENIOR CORP_BND0.. 1.G FE	496,600	94.2360	471,178	500,000	497,925	318	3.875	3.957	MS	5,705	19,375	06/11/2018	09/15/2028
74340X-BL-4	PROLOGIS LP SENIOR CORP_BND0.. 1.G FE	1,890,001	95.3800	1,907,604	2,000,000	1,893,897	(102,259)	4.375	4.407	FA	36,458	87,500	02/10/2020	02/01/2029

ANNUAL STATEMENT FOR THE YEAR 2022 OF THE AMERICAN EQUITY INVESTMENT LIFE INSURANCE COMPANY

SCHEDULE D - PART 1

Showing All Long-Term BONDS Owned December 31 of Current Year

1	2	Codes			6	7	Fair Value		10	11	Change in Book/Adjusted Carrying Value				Interest					Dates	
		3	4	5			8	9			12	13	14	15	16	17	18	19	20	21	22
CUSIP Identification	Description	C o d e	F o r e i g n	Bond Char	NAIC Designation, NAIC Designation Modifier and SVO Administrative Symbol	Actual Cost	Rate Used to Obtain Fair Value	Fair Value	Par Value	Book/ Adjusted Carrying Value	Unrealized Valuation Increase/ (Decrease)	Current Year's (Amor-tization) Accretion	Current Year's Other-Than-Temporary Impairment Recognized	Total Foreign Exchange Change in Book/ Adjusted Carrying Value	Rate of	Effective Rate of	When Paid	Admitted Amount Due and Accrued	Amount Received During Year	Acquired	Stated Contractual Maturity Date
74340X-BP-5	PROLOGIS LP SENIOR CORP_BND0..	2 1.G FE	52,152	..67.0050	33,502	50,000	52,097	(51)3.000	..2.777	AO	317	1,500	12/02/2021	04/15/2050
74340X-BX-8	PROLOGIS LP SENIOR CORP_BND0..	2 1.G FE	744,826	..95.2670	714,500	750,000	745,021	1954.000	..4.132	MS	8,833	10/04/2022	09/15/2028
74340X-CC-3	PROLOGIS LP SENIOR CORP_BND0..	2 1.G FE	50,812	..67.5470	33,773	50,000	50,808	(4)3.050	..2.962	MS	508	09/14/2022	03/01/2050
743674-BD-4	PROTECTIVE LIFE CORPORATION SENIOR CORP0..	1 1.G FE	23,508,771	..93.9670	23,491,850	25,000,000	23,562,132	(1,395,823)4.300	..4.329	MS	271,736	1,075,000	08/16/2018	09/30/2028
743674-BE-2	PROTECTIVE LIFE CORPORATION SENIOR CORP	1 1.G FE	29,907,600	..87.5240	26,257,050	30,000,000	29,936,739	7,8203.400	..3.434	JJ	470,333	1,020,000	09/16/2019	01/15/2030
74368C-AZ-7	PROTECTIVE LIFE GLOBAL FUNDING SECURED C 1.E FE	501,460	..96.3010	481,504	500,000	500,391	(496)0.631	..0.531	AO	684	3,155	10/30/2020	10/13/2023
74368C-BJ-2	PROTECTIVE LIFE GLOBAL FUNDING SECURED C0.. 1.D FE	2,632,000	..92.4930	2,434,413	2,632,000	2,632,0001.646	..1.646	JJ	20,217	21,661	01/06/2022	01/13/2025
743820-AB-8	PROVIDENCE HEALTH AND SERVICES SENIOR CO0..	2 1.E FE	49,563	..59.9240	29,962	50,000	49,574	102.700	..2.743	AO	338	1,350	12/02/2021	10/01/2051
744320-BA-9	PRUDENTIAL FINANCIAL INC SENIOR CORP_BND	2 1.G FE	22,138,760	..78.5940	15,068,732	19,173,000	22,069,932	(68,828)3.935	..3.094	JD	50,297	754,458	01/04/2022	12/07/2049
744320-BF-8	PRUDENTIAL FINANCIAL INC JRSUB CORP_BND0..	2 2.B FE	1,000,000	..95.0000	950,000	1,000,000	1,000,0005.700	..5.700	MS	16,783	57,000	09/13/2018	09/15/2048
744320-AK-1	PRUDENTIAL FINANCIAL INC SENIOR CORP_BND0.. 1.G FE	2,203,856	..98.7080	2,096,564	2,124,000	2,176,003	(108,477)5.900	..5.144	MS	36,899	125,316	10/01/2013	03/17/2036
744320-BQ-7	PRUDENTIAL FINANCIAL INC SENIOR CORP_BND	1 1.G FE	2,063,985	..102.0630	1,786,104	1,750,000	2,026,123	(9,519)6.200	..4.868	MN	13,864	108,500	09/05/2018	11/15/2040
744320-BU-8	PRUDENTIAL FINANCIAL INC SENIOR CORP_BND0..	1 1.G FE	3,105,599	..94.8690	2,348,949	2,476,000	3,047,933	(19,892)5.800	..4.039	MN	17,951	143,608	12/23/2019	11/16/2041
744320-BY-0	PRUDENTIAL FINANCIAL INC SENIOR CORP_BND0..	1 1.G FE	3,292,170	..88.8710	2,666,124	3,000,000	3,241,917	(7,007)5.100	..4.496	FA	57,800	153,000	07/25/2014	08/15/2043
744320-CD-5	PRUDENTIAL FINANCIAL INC SENIOR CORP_BND	1 1.G FE	11,168,347	..85.7500	9,432,522	11,000,000	11,158,027	(3,987)4.418	..4.319	MS	126,895	485,980	04/30/2020	03/27/2048
744331-AF-6	PRUDENTIAL FUNDING LLC SENIOR CORP_BND 10.. 1.E FE	5,480,310	..100.6140	5,533,743	5,500,000	5,498,514	1,9966.750	..6.790	MS	109,313	371,250	09/09/2009	09/15/2023
744516-G8-8	QUESTAR GAS CO CORP_BND 2.A YE	8,000,000	..92.1120	7,368,960	8,000,000	8,000,0004.330	..4.330	JD	15,396	346,400	06/15/2018	06/15/2028
744533-BJ-8	PUBLIC SERVICE COMPANY OF OKLA SENIOR CO0..	1 2.A FE	4,884,329	..105.3620	4,351,451	4,130,000	4,669,047	(23,259)6.625	..5.342	MN	34,962	273,613	09/22/2010	11/15/2037
744533-C8-7	PUBLIC SERVICE COMPANY OF OKLA CORP_BND 1.G	14,000,000	..81.7540	11,445,560	14,000,000	14,000,0004.090	..4.090	MS	144,741	572,600	03/31/2015	03/31/2045
744560-AQ-9	PUBLIC SERVICE ELECTRIC AND GA SECURED C	1 1.F FE	9,220,848	..100.7470	8,437,586	8,375,000	8,955,830	(28,316)5.700	..5.002	JD	39,781	477,375	11/04/2010	12/01/2036
744560-AU-0	PUBLIC SERVICE ELECTRIC AND GA SECURED C	1 1.F FE	9,650,616	..95.9420	8,867,882	9,243,000	9,547,524	(11,251)5.375	..5.081	MN	82,802	496,811	05/17/2011	11/01/2039
744600-AJ-8	PUBLIC STORAGE SENIOR CORP_BND0..	2 1.F FE	49,744	..79.8980	39,949	50,000	49,769	242.250	..2.308	MN	163	1,125	12/02/2021	11/09/2031
74531E-AA-0	PUGET SOUND ENERGY INC SECURED CORP_BND0..	1 1.G FE	12,763,423	..106.8330	13,354,138	12,500,000	12,752,862	(978,299)7.020	..5.073	MS	258,375	877,500	09/22/2010	12/01/2027
745332-BK-1	PUGET SOUND ENERGY INC SECURED CORP_BND	1 1.F FE	10,989,860	..106.8330	12,285,807	11,500,000	11,296,217	33,5167.020	..7.459	MS	237,705	807,300	12/22/2008	12/01/2027
745332-BU-9	PUGET SOUND ENERGY INC SECURED CORP_BND0..	1 1.F FE	2,193,160	..96.1810	1,923,618	2,000,000	2,133,608	(7,737)5.483	..4.764	JD	9,138	109,660	09/04/2013	06/01/2035
745332-CA-2	PUGET SOUND ENERGY INC SECURED CORP_BND0..	1 1.F FE	808,688	..100.4500	753,377	750,000	793,743	(1,602)5.757	..5.230	AO	10,794	43,178	09/02/2010	10/01/2039
745867-AP-6	PULTE GROUP INC SENIOR CORP_BND 2.B FE	65,373	..99.2500	49,625	50,000	64,158	(1,137)6.375	..3.153	MN	407	3,188	12/02/2021	05/15/2033
747525-AK-9	QUALCOMM INCORPORATED SENIOR CORP_BND	2 1.F FE	4,930,830	..93.9580	4,228,101	4,500,000	4,922,580	(8,250)4.800	..4.143	MN	24,600	216,000	04/11/2022	05/20/2045
747525-AV-5	QUALCOMM INCORPORATED SENIOR CORP_BND0..	1 1.F FE	25,015,150	..86.5320	21,633,000	25,000,000	25,013,346	(319)4.300	..4.296	MN	122,431	1,075,000	05/22/2017	05/20/2047
747525-BR-3	QUALCOMM INCORPORATED SENIOR CORP_BND	2 1.F FE	2,489,750	..88.4440	2,211,093	2,500,000	2,489,907	1574.500	..4.525	MN	12,813	59,688	05/11/2022	05/20/2052
74762E-AH-5	QUANTA SERVICES INC SENIOR CORP_BND0..	2 2.C FE	49,031	..76.3780	38,189	50,000	49,126	902.350	..2.568	JJ	542	953	12/02/2021	01/15/2032
74834L-AN-0	QUEST DIAGNOSTICS INCORPORATED SENIOR CO0..	1 2.B FE	16,026,486	..104.9760	16,581,022	15,795,000	16,005,960	(1,548,845)6.950	..5.847	JJ	548,876	1,097,753	09/08/2010	07/01/2037
74834L-BC-3	QUEST DIAGNOSTICS INCORPORATED SENIOR CO	2 2.B FE	51,556	..83.8770	41,938	50,000	51,397	(151)2.800	..2.424	JD	4	1,400	12/02/2021	06/30/2031
74837H-A8-5	QUESTAR GAS CO CORP_BND 1.G	6,000,000	..88.8870	5,333,220	6,000,000	6,000,0003.280	..3.280	AO	49,200	196,800	12/14/2012	12/01/2027
74837H-B#-2	QUESTAR GAS CO CORP_BND 1.G	6,000,000	..67.9150	4,074,900	6,000,000	6,000,0003.670	..3.670	JD	18,350	220,200	12/15/2016	12/01/2051
749607-AC-1	RLI CORP SENIOR CORP_BND0..	1 2.B FE	5,484,270	..95.4610	5,470,339	5,500,000	5,498,609	1,8964.875	..4.912	MS	78,948	268,125	09/25/2013	09/15/2023
749685-AW-3	RPM INTERNATIONAL INC SENIOR CORP_BND0..	1 2.C FE	4,999,850	..75.1390	3,756,950	5,000,000	5,000,0214.250	..4.250	JJ	97,986	212,500	12/06/2017	01/15/2048
749685-AX-1	RPM INTERNATIONAL INC SENIOR CORP_BND	1 2.C FE	9,985,600	..92.5490	9,254,910	10,000,000	9,990,416	1,3184.550	..4.568	MS	151,667	455,000	02/25/2019	03/01/2029
749868-AR-2	RREEF AMERICA REIT II INC CORP_BND 1.G	6,000,000	..92.2370	5,534,220	6,000,000	6,000,0003.310	..3.310	JJ	97,093	198,600	07/01/2015	07/01/2027
749868-AT-8	RREEF AMERICA REIT II INC CORP_BND 1.G	4,000,000	..95.7110	3,828,440	4,000,000	4,000,0003.730	..3.730	JJ	72,942	149,200	01/05/2016	01/05/2026
749868-AU-5	RREEF AMERICA REIT II INC CORP_BND 1.G	4,000,000	..93.7260	3,749,040	4,000,000	4,000,0003.830	..3.830	JJ	74,898	153,200	01/05/2016	01/05/2028
749868-AZ-4	RREEF AMERICA REIT II INC CORP_BND0.. 1.G	2,000,000	..92.7000	1,854,009	2,000,000	2,000,0004.190	..4.190	AO	15,829	83,800	10/23/2018	10/23/2029
75063M-AA-5	RADY CHILDRENS HOSPITAL SAN DI SECURED C0..	2 1.D FE	55,640	..66.5010	33,250	50,000	55,497	(134)3.154	..2.594	FA	596	1,577	12/02/2021	08/15/2051
750731-AA-9	RAIDERS FOOTBALL CLUB LLC CORP_BND 2.A	7,823,281	..79.0000	6,180,392	7,823,281	7,823,2813.744	..3.744	MON	17,086	292,941	02/20/2020	02/10/2049
75458J-AB-3	RAYBURN COUNTRY SECURITIZATION SENIOR CO 1.A FE	55,357,000	..76.9370	42,590,015	55,357,000	55,357,0003.025	..3.024	JD	139,546	1,353,594	02/04/2022	12/01/2043

ANNUAL STATEMENT FOR THE YEAR 2022 OF THE AMERICAN EQUITY INVESTMENT LIFE INSURANCE COMPANY

SCHEDULE D - PART 1

Showing All Long-Term BONDS Owned December 31 of Current Year

1	2	Codes			6	7	Fair Value		10	11	Change in Book/Adjusted Carrying Value				Interest					Dates	
		3	4	5			8	9			12	13	14	15	16	17	18	19	20	21	22
CUSIP Identification	Description	C o d e	F o r e i g n	Bond Char	NAIC Designation, NAIC Designation Modifier and SVO Administrative Symbol	Actual Cost	Rate Used to Obtain Fair Value	Fair Value	Par Value	Book/ Adjusted Carrying Value	Unrealized Valuation Increase/ (Decrease)	Current Year's (Amortization) Accretion	Current Year's Other-Than-Temporary Impairment Recognized	Total Foreign Exchange Change in Book/ Adjusted Carrying Value	Rate of	Effective Rate of	When Paid	Admitted Amount Due and Accrued	Amount Received During Year	Acquired	Stated Contractual Maturity Date
754730-AF-6	RAYMOND JAMES FINANCIAL INC SENIOR CORP	1			1.G FE	28,933,620	.91	2740	26,000,000	28,423,145		(66,050)			4.950	4.290	JJ	593,450	1,287,000	04/12/2021	07/15/2046
754730-AH-2	RAYMOND JAMES FINANCIAL INC SENIOR CORP	1			1.G FE	10,385,230	.73	1700	10,050,000	10,373,659		(6,752)			3.750	3.566	AO	94,219	376,875	12/02/2021	04/01/2051
75508X-AA-4	RAYONIER LP SENIOR CORP_BND	2			2.C FE	49,855		40,030	50,000	49,870		14			2.750	2.785	MN	168	1,375	12/02/2021	05/17/2031
75513E-BR-1	RAYTHEON TECHNOLOGIES CORPORAT SENIOR CO	2			2.A FE	10,838,849	104	2510	10,000,000	10,543,519		(148,320)			7.500	5.646	AO	158,333	750,000	12/11/2020	04/01/2026
75513E-CJ-8	RAYTHEON TECHNOLOGIES CORPORAT SENIOR CO	2			2.A FE	46,728,166	.92	6900	43,455,000	46,537,989		(94,609)			4.800	4.272	JD	92,704	2,085,840	12/11/2020	12/15/2043
75513E-CN-9	RAYTHEON TECHNOLOGIES CORPORAT SENIOR CO	2			2.A FE	5,003,811	.81	3450	5,000,000	5,003,443		(356)			2.375	2.367	MS	34,965	98,628	12/22/2021	03/15/2032
756109-AS-3	REALTY INCOME CORPORATION SENIOR CORP_BN	1			1.G FE	11,851,080	.92	0830	12,000,000	11,935,476		14,759			3.000	3.143	JJ	166,000	360,000	10/05/2016	01/15/2027
756109-AX-2	REALTY INCOME CORPORATION SENIOR CORP_BN	1			1.G FE	4,193,550	.86	8750	5,000,000	4,210,311		16,761			3.250	5.729	JJ	74,931		10/12/2022	01/15/2031
756109-BL-7	REALTY INCOME CORPORATION SENIOR CORP_BN	2			1.G FE	51,976	.81	3050	50,000	51,802		(163)			2.850	2.431	JD	63	1,425	12/02/2021	12/15/2032
75884R-AU-7	REGENCY CENTERS LP SENIOR CORP_BND	1			2.A FE	1,985,280	.94	7030	2,000,000	1,995,274		1,546			3.900	3.989	MN	13,000	78,000	08/10/2015	11/01/2025
75884R-AW-3	REGENCY CENTERS LP SENIOR CORP_BND	1			2.A FE	24,707,500	.76	6310	25,000,000	24,739,291		5,928			4.400	4.471	FA	458,333	1,100,000	01/24/2017	02/01/2047
75884R-AX-1	REGENCY CENTERS LP SENIOR CORP_BND	1			2.A FE	4,991,850	.92	5880	5,000,000	4,995,371		782			4.125	4.145	MS	60,729	206,250	02/28/2018	03/15/2028
75884R-AZ-6	REGENCY CENTERS LP SENIOR CORP_BND	1			2.A FE	9,990,300	.84	0660	10,000,000	9,993,346		885			2.950	2.961	MS	86,861	295,000	08/13/2019	09/15/2029
75886F-AF-4	REGENERON PHARMACEUTICALS INC SENIOR COR	2			2.C FE	47,386	.62	6880	50,000	47,449		59			2.800	3.075	MS	412	1,400	12/02/2021	09/15/2050
7591EP-AE-0	REGIONS FINANCIAL CORPORATION SUB CORP_B	2			2.A FE	8,340,310	.11	3370	5,500,000	8,181,812		(137,676)			7.375	3.234	JD	23,661	405,625	11/03/2021	12/10/2037
759351-AL-3	REINSURANCE GROUP OF AMERICA I SENIOR CO	1			2.A FE	8,722,120	.99	5320	8,500,000	8,519,119		(26,177)			4.700	4.372	MS	117,631	399,500	10/25/2013	09/15/2023
759351-AP-4	REINSURANCE GROUP OF AMERICA I SENIOR CO	1			2.A FE	994,720	.85	1680	1,000,000	995,918		477			3.150	3.212	JD	1,400	31,500	06/04/2020	06/15/2030
759509-AB-8	RELIANCE STEEL & ALUMINUM CO SENIOR CORP	1			2.B FE	2,830,551		40,3620	2,630,000	2,777,847		721			6.850	6.236	MN	23,020	180,155	10/04/2012	11/15/2036
759740-AA-0	RENEWABLE POWER GENERATION LLC SENIOR CO	2			2.B PL	5,286,393	.92	1520	5,286,393	5,286,393					4.110	4.110	MS	54,921	217,271	03/31/2016	03/31/2035
760719-BH-6	HSBC USA INC SUB CORP_BND	1			1.G FE	11,165,980	102	2840	7,000,000	11,160,809					7.200	4.451	JJ	232,400	252,000	03/03/2022	07/15/2097
760759-AF-7	REPUBLIC SERVICES INC SENIOR CORP_BND	1			2.B FE	5,270,713	103	8740	5,530,000	5,331,167		(24,578)			6.086	6.444	MS	99,097	336,556	05/07/2007	03/15/2035
760759-AH-2	REPUBLIC SERVICES INC SENIOR CORP_BND	1			2.B FE	509,409	.99	8350	450,000	450,858		(6,835)			4.750	3.190	MN	2,731	21,375	02/28/2013	05/15/2023
760759-AQ-3	REPUBLIC SERVICES INC SENIOR CORP_BND	1			2.B FE	4,070,111	.96	3140	4,100,000	4,091,267		3,758			3.200	3.301	MS	38,631	131,200	12/02/2016	03/15/2025
760759-AT-7	REPUBLIC SERVICES INC SENIOR CORP_BND 144A	1			2.B FE	10,292,442	.95	1550	11,000,000	10,320,333		(574,626)			3.950	4.122	MN	55,519	434,500	05/03/2018	05/15/2028
760759-AW-0	REPUBLIC SERVICES INC SENIOR CORP_BND	2			2.B FE	52,182	.70	2900	50,000	52,126		(52)			3.050	2.822	MS	508	1,525	12/02/2021	03/01/2050
761152-A@-6	RESMED INC SENIOR CORP_BND	2			2.A	13,000,000	.86	3340	13,000,000	13,000,000					3.450	3.450	JJ	213,038	448,500	07/10/2019	07/10/2029
76169H-AQ-6	REYES HOLDINGS LLC CORP_BND	1			1.G PL	33,000,000		84,5510	33,000,000	33,000,000					4.700	4.700	JD	77,550	1,551,000	12/13/2018	12/13/2030
76169X-AA-2	REXFORD INDUSTRIAL REALTY LP SENIOR CORP	2			2.A FE	47,747	.77	6490	50,000	47,987		225			2.125	2.693	JD	89	1,063	12/02/2021	12/01/2030
761713-BA-3	REYNOLDS AMERICAN INC SENIOR CORP_BND	1			2.B FE	12,193,420	.90	7340	12,000,000	12,155,823		(9,177)			5.700	5.549	FA	258,400	684,000	06/13/2019	08/15/2035
767110-AD-0	RIO GRANDE RESOURCES TRUST I I CORP_BND	1			2.B	5,600,000		95,6460	5,000,000	5,000,000					4.070	4.070	FA	76,878	203,500	06/28/2018	08/15/2025
771196-BE-1	ROCHE HOLDINGS INC SENIOR CORP_BND 144A	1			1.C FE	14,962,050	.97	5400	15,000,000	14,993,541		3,533			3.350	3.376	MS	127,021	502,500	09/22/2014	09/30/2024
771196-BH-4	ROCHE HOLDINGS INC SENIOR CORP_BND 144A	1			1.C FE	49,132,310	.85	2300	49,000,000	49,123,796		(4,245)			4.000	3.981	MN	179,667	1,960,000	04/27/2017	11/28/2044
771196-BY-7	ROCHE HOLDINGS INC SENIOR CORP_BND 144A	2			1.C FE	17,935,000	.11	776,372	17,935,000	17,935,000					2.607	2.607	JD	23,378	467,565	12/02/2021	12/13/2051
77310V-AA-2	ROCKEFELLER FOUNDATION SENIOR CORP_BND	2			1.A FE	50,879	.64	1060	50,000	50,856		(21)			2.492	2.406	AO	312	1,246	12/02/2021	10/01/2050
773903-AJ-8	ROCKWELL AUTOMATION INC SENIOR CORP_BND	2			1.G FE	63,893	.86	1740	50,000	63,510		(358)			4.200	2.729	MS	700	2,100	12/02/2021	03/01/2049
773903-AM-1	ROCKWELL AUTOMATION INC SENIOR CORP_BND	2			1.F FE	3,108,175	.60	2230	4,680,000	3,108,999		823			2.800	4.689	FA	49,504		12/08/2022	08/15/2061
776743-AB-2	ROPER TECHNOLOGIES INC SENIOR CORP_BND	1			2.A FE	11,685,238	.97	0340	12,000,000	11,655,804		(378,204)			3.850	3.763	JD	20,533	462,000	11/08/2016	12/15/2025
776743-AF-3	ROPER TECHNOLOGIES INC SENIOR CORP_BND	1			2.A FE	9,462,093	.96	6240	10,000,000	9,481,938		(510,525)			4.200	4.213	MS	123,667	420,000	08/14/2018	09/15/2028
776743-AG-1	ROPER TECHNOLOGIES INC SENIOR CORP_BND	1			2.A FE	16,981,210	.87	1750	17,000,000	16,968,978		1,716			2.950	2.963	MS	147,664	501,500	08/19/2019	09/15/2029
776743-AL-0	ROPER TECHNOLOGIES INC SENIOR CORP_BND	2			2.A FE	46,709	.77	2410	50,000	47,054		323			1.750	2.558	FA	331	875	12/02/2021	02/15/2031
77775*-BV-2	ROSENTHAL & ROSENTHAL INC CORP_BND	2			2.B PL	12,000,000	.98	2400	12,000,000	12,000,000					5.320	5.320	JJ	267,773	638,400	01/31/2019	01/31/2026
778296-AD-5	ROSS STORES INC SENIOR CORP_BND	1			2.A FE	2,373,304	.19	1210	2,000,000	2,284,117		(36,443)			4.800	2.577	AO	20,267	96,000	07/23/2020	04/15/2030
778296-AG-8	ROSS STORES INC SENIOR CORP_BND	2			2.A FE	47,909	.78	8300	50,000	48,125		203			1.875	2.376	AO	198	938	12/02/2021	04/15/2031
780153-AW-2	ROYAL CARIBBEAN CRUISES LTD SENIOR CORP	1			4.C FE	14,943,450	.73	5000	15,000,000	14,968,389		5,405			3.700	3.745	MS	163,417	555,000	11/20/2017	03/15/2028
78081B-AL-7	ROYALTY PHARMA PLC SENIOR CORP_BND	2			2.C FE	51,316,598	.70	1140	52,000,000	51,354,245		28,076			3.300	3.394	MS	567,233	1,716,000	08/05/2021	09/02/2040

ANNUAL STATEMENT FOR THE YEAR 2022 OF THE AMERICAN EQUITY INVESTMENT LIFE INSURANCE COMPANY

SCHEDULE D - PART 1

Showing All Long-Term BONDS Owned December 31 of Current Year

1	2	Codes			6	7	Fair Value		10	11	Change in Book/Adjusted Carrying Value				Interest					Dates	
		3	4	5			8	9			12	13	14	15	16	17	18	19	20	21	22
CUSIP Identification	Description	C o d e	F o r e i g n	Bond Char	NAIC Designation, NAIC Designation Modifier and SVO Administrative Symbol	Actual Cost	Rate Used to Obtain Fair Value	Fair Value	Par Value	Book/ Adjusted Carrying Value	Unrealized Valuation Increase/ (Decrease)	Current Year's (Amor-tization) Accretion	Current Year's Other-Than-Temporary Impairment Recognized	Total Foreign Exchange Change in Book/ Adjusted Carrying Value	Rate of	Effective Rate of	When Paid	Admitted Amount Due and Accrued	Amount Received During Year	Acquired	Stated Contractual Maturity Date
78081B-AP-8	ROYALTY PHARMA PLC SENIOR CORP_BND	..0..	2 2.C FE ..	48,672	..61.8090	30,904	50,000	48,702	283.350	..3.494	MS	554	1,843	12/02/2021	09/02/2051
78349A-A#-0	RIJW BARNABAS HEALTH INC CORP_BND	..0.. 1.D ..	10,000,000	..87.3420	8,734,205	10,000,000	10,000,0004.310	..4.310	JJ	215,500	431,000	12/18/2018	07/01/2039
783549-AZ-1	RYDER SYSTEM INC SENIOR CORP_BND	1 2.B FE ..	5,330,350	102.7640	5,138,210	5,000,000	5,090,2516.950	..6.263	JD	28,958	347,500	12/08/2010	12/01/2025
78387G-AQ-6	AT&T INC SENIOR CORP_BND	..0..	1 2.B FE ..	5,525,602	101.8160	6,473,461	6,358,000	5,794,7376.150	..7.288	MS	115,133	391,017	04/07/2009	09/15/2034
78409V-AB-0	S&P GLOBAL INC SENIOR CORP_BND	..0..	1 1.G FE ..	6,533,966	107.3160	7,034,557	6,555,000	6,542,4066.550	..5.709	MN	54,862	429,353	07/29/2016	11/15/2037
78409V-AR-5	S&P GLOBAL INC SENIOR CORP_BND	2 1.G FE ..	44,738	..55.5480	27,774	50,000	44,822	792.300	..2.743	FA	434	1,150	12/02/2021	08/15/2060
784305-A#-1	SJW GROUP CORP_BND 1.G ..	25,000,000	81.0700	20,267,500	25,000,000	25,000,0003.150	..3.150	MN	131,250	787,500	10/08/2019	11/01/2031
78433L-AE-6	SCERFL_22-A CORP_BND 1.A FE ..	28,280,760	78.1860	22,113,346	28,283,001	28,283,001	2,2412.943	..2.943	MN	106,358	624,277	02/08/2022	11/15/2044
78486Q-AD-3	SVB FINANCIAL GROUP SENIOR CORP_BND	..0..	1 2.B FE ..	1,298,908	1,257,805	1,300,000	1,299,741	1183.500	JJ	19,211	45,500	01/26/2015	01/29/2025
78486Q-AF-8	SVB FINANCIAL GROUP SENIOR CORP_BND	..0..	2 2.B FE ..	2,646,293	..73.1090	2,229,818	3,050,000	2,676,122	29,8111.800	..3.557	FA	22,723	27,900	03/28/2022	02/02/2031
78488@-AC-9	SVF HOLDING REAL ESTATE INVEST CORP_BND 2.A ..	1,000,000	..94.1800	941,800	1,000,000	1,000,0003.740	..3.740	AO	9,350	37,400	04/01/2016	04/01/2026
78488@-AD-7	SVF HOLDING REAL ESTATE INVEST CORP_BND 2.A ..	2,000,000	..94.1800	1,883,600	2,000,000	2,000,0003.740	..3.740	AO	18,700	74,800	06/07/2016	04/01/2026
78488@-AE-5	SVF HOLDING REAL ESTATE INVEST CORP_BND 2.A ..	3,000,000	..93.0090	2,790,270	3,000,000	3,000,0003.890	..3.890	AO	29,175	116,700	04/01/2016	04/01/2028
78488@-AF-2	SVF HOLDING REAL ESTATE INVEST SENIOR CO 2.A ..	6,000,000	..93.0090	5,580,540	6,000,000	6,000,0003.890	..3.890	AO	58,350	233,400	06/07/2016	04/01/2028
78516F-AB-5	SABAL TRAIL TRANSMISSION LLC SENIOR CORP	..0..	1 2.A FE ..	25,000,000	..89.0210	22,255,150	25,000,000	25,000,0004.682	..4.682	MN	195,083	1,170,500	04/26/2018	05/01/2038
785592-A*-7	SABINE PASS LIQUEFACTION LLC SECURED COR	1 2.B FE ..	10,000,000	..94.9000	9,490,000	10,000,000	10,000,0005.000	..5.000	MS	147,222	500,000	02/24/2017	09/15/2037
78616#-AC-2	SACRAMENTO DOWNTOWN ARENA LLC SECURED CO 2.C PL ..	8,187,200	..78.8430	6,455,012	8,187,200	8,187,2003.500	..3.500	JJ	143,276	286,552	04/01/2020	07/01/2041
78646U-AB-5	SAFEHOLD OPERATING PARTNERSHIP SENIOR CO	..0..	2 2.A FE ..	48,937	..75.7540	37,877	50,000	49,037	942.850	..3.096	JJ	657	938	12/02/2021	01/15/2032
79466L-AK-0	SALESFORCE INC SENIOR CORP_BND	..0..	2 1.F FE ..	50,283	..71.5700	35,785	50,000	50,271	(11)2.700	..2.662	JJ	623	1,361	12/02/2021	07/15/2041
795830-AS-7	SALVATION ARMY/UNITED STATES SENIOR CORP	..0.. 1.E FE ..	6,297,540	..99.3000	5,958,000	6,000,000	6,194,555	(11,800)5.707	..5.330	MS	114,140	342,420	09/07/2011	09/01/2036
79588T-AC-4	SAMMONS FINANCIAL GROUP INC SENIOR CORP	2 2.A FE ..	1,998,880	..92.9650	1,859,290	2,000,000	1,999,450	1124.450	..4.457	MN	12,114	89,000	05/09/2017	05/12/2027
79588T-AE-0	SAMMONS FINANCIAL GROUP INC SENIOR CORP	..0..	2 2.A FE ..	9,998,400	..83.8720	8,387,150	10,000,000	9,998,493	934.750	..4.752	AO	109,514	237,500	04/05/2022	04/08/2032
80282K-AE-6	SANTANDER HOLDINGS USA INC SENIOR CORP_B	..0..	2 2.A FE ..	7,818,252	..97.7210	7,035,934	7,200,000	7,630,895	(182,150)4.500	..1.826	JJ	147,600	324,000	12/20/2021	07/17/2025
80282K-BG-3	SANTANDER HOLDINGS USA INC SENIOR CORP_B	2 2.A FE ..	13,405,000	..85.8790	11,512,013	13,405,000	13,405,0002.490	..2.490	JJ	162,256	166,892	01/03/2022	01/06/2028
806605-AH-4	MERCK & CO INC SENIOR CORP_BND	..0..	1 1.E FE ..	16,776,389	114.7470	18,290,720	15,940,000	16,762,830	(1,694,251)6.550	..5.083	MS	307,421	1,044,070	11/10/2010	09/15/2037
808513-AM-7	CHARLES SCHWAB CORPORATION TH SENIOR CO	..0..	1 1.F FE ..	38,013,710	..96.9260	37,801,257	39,000,000	38,083,921	(884,503)3.450	..3.471	FA	515,775	1,345,500	11/10/2015	02/13/2026
808513-AQ-8	CHARLES SCHWAB CORPORATION TH SENIOR CO	1 1.F FE ..	9,983,900	..94.2350	9,423,510	10,000,000	9,992,660	1,6203.200	..3.219	MS	105,778	320,000	02/27/2017	03/02/2027
808513-BG-9	CHARLES SCHWAB CORPORATION TH SENIOR CO	..0..	2 1.F FE ..	47,906	..78.0910	39,046	50,000	48,127	2071.650	..2.151	MS	252	825	12/02/2021	03/11/2031
808513-BW-4	CHARLES SCHWAB CORPORATION TH SENIOR CO	2 1.F FE ..	59,943,089	..94.8970	56,938,260	60,000,000	59,955,685	(7,868)3.300	..3.319	AO	495,000	1,980,000	09/21/2021	04/01/2027
812007-AE-2	DEVON OEL OPERATING LLC SENIOR CORP_BND	2 2.B FE ..	13,547,230	104.5720	11,466,298	10,965,000	11,930,238	(176,409)7.500	..5.358	MS	242,144	822,375	11/29/2010	09/15/2027
81257V-AB-7	SEATTLE CHILDRENS HOSPITAL SENIOR CORP_B	..0..	2 1.C FE ..	50,527	..62.9380	31,469	50,000	50,514	(12)2.719	..2.665	AO	340	1,360	12/02/2021	10/01/2050
816851-AP-4	SEMPRA ENERGY SENIOR CORP_BND	..0..	1 2.B FE ..	15,470,078	101.2170	13,606,548	13,443,000	14,942,618	(55,914)6.000	..5.010	AO	170,278	806,580	09/22/2010	10/15/2039
816851-BP-3	SEMPRA ENERGY SENIOR CORP_BND	1 2.B FE ..	1,489,485	..92.7600	1,391,403	1,500,000	1,494,243	1,0193.400	..3.483	FA	21,250	51,000	01/09/2018	02/01/2028
816851-BH-1	SEMPRA ENERGY SENIOR CORP_BND	..0..	1 2.B FE ..	2,967,540	..82.3400	2,470,212	3,000,000	2,973,476	1,2733.800	..3.878	FA	47,500	114,000	01/09/2018	02/01/2038
816851-BJ-7	SEMPRA ENERGY SENIOR CORP_BND	..0..	1 2.B FE ..	986,540	..78.8330	788,334	1,000,000	987,826	2754.000	..4.078	FA	16,667	40,000	01/09/2018	02/01/2048
816851-BP-3	SEMPRA ENERGY SENIOR CORP_BND	2 2.B FE ..	2,400,987	..92.1040	2,194,064	2,410,000	2,401,880	8933.700	..3.761	AO	22,293	46,319	02/11/2022	04/01/2029
81685V-AA-1	SEMPRA INFRASTRUCTURE PARTNERS SENIOR CO	..0..	2 2.C FE ..	4,945,150	80.6670	4,033,350	5,000,000	4,949,722	4,5723.250	..3.380	JJ	74,931	83,056	01/06/2022	01/15/2032
81728X-AA-6	SENTARA HEALTHCARE SENIOR CORP_BND	..0..	2 1.C FE ..	3,107,523	..65.5030	1,997,842	3,050,000	3,105,987	(1,275)2.927	..2.832	MN	14,879	89,274	12/02/2021	11/01/2051
817565-CD-4	SERVICE CORPORATION INTERNATIO SENIOR CO	1 3.C FE ..	3,840,625	..93.0000	3,487,500	3,750,000	3,794,200	(22,583)4.625	..4.197	JD	7,708	173,438	06/12/2019	02/15/2027
817826-AC-4	7-ELEVEN INC SENIOR CORP_BND 144A	..0..	2 2.B FE ..	6,783,770	..87.7500	6,142,479	7,000,000	6,835,900	51,0010.950	..1.728	FA	26,046	66,500	12/21/2021	02/10/2026
817826-AF-7	7-ELEVEN INC SENIOR CORP_BND 144A	2 2.B FE ..	2,637,288	..66.0590	2,454,099	3,715,000	2,660,085	22,7972.500	..4.880	FA	36,376	46,438	05/12/2022	02/10/2041
817826-AG-5	7-ELEVEN INC SENIOR CORP_BND 144A	..0..	2 2.B FE ..	11,341,330	..62.1330	8,446,791	13,595,000	11,380,139	38,8032.800	..3.742	FA	149,092	191,030	02/11/2022	02/10/2051
824348-AL-0	SHERWIN-WILLIAMS COMPANY THE SENIOR COR	1 2.B FE ..	13,183,430	104.8610	13,998,957	13,350,000	13,291,410	11,8617.375	..7.502	FA	410,234	984,563	05/26/2009	02/01/2027
824348-AQ-9	SHERWIN-WILLIAMS COMPANY THE SENIOR COR	..0..	1 2.B FE ..	13,605,044	..79.2890	10,620,762	13,395,000	13,564,558	(5,867)4.000	..3.906	JD	23,813	535,800	01/06/2015	12/15/2042
824348-BF-2	SHERWIN-WILLIAMS COMPANY THE SENIOR COR	..0..	1 2.B FE ..	4,781,684	..97.3710	4,868,540	5,000,000	4,797,882	(192,660)3.950	..4.001	JJ	91,069	197,500	08/09/2017	01/15/2026

ANNUAL STATEMENT FOR THE YEAR 2022 OF THE AMERICAN EQUITY INVESTMENT LIFE INSURANCE COMPANY

SCHEDULE D - PART 1

Showing All Long-Term BONDS Owned December 31 of Current Year

1	2	Codes			6	7	Fair Value		10	11	Change in Book/Adjusted Carrying Value				Interest					Dates	
		3	4	5			8	9			12	13	14	15	16	17	18	19	20	21	22
CUSIP Identification	Description	C o d e	F o r e i g n	Bond Char	NAIC Designation, NAIC Designation Modifier and SVO Administrative Symbol	Actual Cost	Rate Used to Obtain Fair Value	Fair Value	Par Value	Book/ Adjusted Carrying Value	Unrealized Valuation Increase/ (Decrease)	Current Year's (Amor-tization) Accretion	Current Year's Other-Than-Temporary Impairment Recognized	Total Foreign Exchange Change in Book/ Adjusted Carrying Value	Rate of	Effective Rate of	When Paid	Admitted Amount Due and Accrued	Amount Received During Year	Acquired	Stated Contractual Maturity Date
824348-BH-8	SHERWIN-WILLIAMS COMPANY THE SENIOR COR	...	1	...	2.B FE	6,435,874	78.1710	5,081,096	6,500,000	6,443,230		1,485			4.400	4.463	FA	119,167	286,000	08/09/2017	02/01/2045
824348-BJ-4	SHERWIN-WILLIAMS COMPANY THE SENIOR COR	...	1	...	2.B FE	4,983,350	87.8800	4,394,010	5,000,000	4,988,380		1,565			2.950	2.989	FA	55,722	147,500	08/12/2019	08/15/2029
824348-BP-0	SHERWIN-WILLIAMS COMPANY THE SENIOR COR	...	2	...	2.B FE	49,118	63.0550	31,528	50,000	49,137		18			2.900	2.989	MS	427	1,228	12/02/2021	03/15/2052
827048-AX-7	SILGAN HOLDINGS INC SECURED CORP_BND 144	...	2	...	2.C FE	4,860,200	88.1020	4,405,105	5,000,000	4,893,250		31,485			1.400	2.083	AO	17,500	70,000	12/09/2021	04/01/2026
828807-CL-9	SIMON PROPERTY GROUP LP SENIOR CORP_BND	...	1	...	1.G FE	12,724,821	85.6950	10,544,770	12,305,000	12,629,382		(11,234)			4.750	4.536	MS	172,099	584,488	09/06/2012	03/15/2042
828807-CT-2	SIMON PROPERTY GROUP LP SENIOR CORP_BND	...	1	...	1.G FE	9,940,900	79.0690	7,906,870	10,000,000	9,950,828		1,348			4.250	4.285	AO	106,250	425,000	09/03/2014	10/01/2044
828807-CY-1	SIMON PROPERTY GROUP LP SENIOR CORP_BND	...	1	...	1.G FE	9,973,700	93.4650	9,346,540	10,000,000	9,988,720		2,180			3.250	3.281	MN	27,986	325,000	11/15/2016	11/30/2026
82894*-AX-5	JR SIMPLOT CO SENIOR CORP_BND	2.C	0.0000									4.060	0.000	FA	(14,887)		02/19/2016	02/19/2028
82894*-AY-3	JR SIMPLOT CO CORP_BND	2.C	8,000,000	81.2980	6,503,840	8,000,000	8,000,000					4.210	4.210	FA	123,493	336,800	02/19/2016	02/19/2031
82894*-BB-2	JR SIMPLOT CO CORP_BND	2.C	15,000,000	91.3760	13,706,400	15,000,000	15,000,000					4.880	4.880	MN	122,000	732,000	05/01/2019	05/01/2034
832248-BB-3	SMITHFIELD FOODS INC SENIOR CORP_BND 144	...	1	...	2.C FE	1,989,840	91.3920	1,827,842	2,000,000	1,993,049		917			5.200	5.266	AO	26,000	104,000	03/27/2019	04/01/2029
832696-AP-3	J M SMUCKER CO SENIOR CORP_BND	...	1	...	2.B FE	9,421,052	82.3260	7,409,349	9,000,000	9,360,474		(10,392)			4.375	4.091	MS	115,938	393,750	07/19/2016	03/15/2045
832696-AT-5	J M SMUCKER CO SENIOR CORP_BND	...	2	...	2.B FE	5,061,782	68.6510	3,908,301	5,693,000	5,070,928		9,153			3.550	4.229	MS	59,508	101,938	03/25/2022	03/15/2050
833034-AL-5	SNAP-ON INCORPORATED SENIOR CORP_BND	...	1	...	1.F FE	24,931,250	84.0850	21,021,125	25,000,000	24,937,648		1,392			4.100	4.116	MS	341,667	1,025,000	02/22/2018	03/01/2048
833034-AM-3	SNAP-ON INCORPORATED SENIOR CORP_BND	...	2	...	1.F FE	30,560,486	71.8500	21,267,689	29,600,000	30,532,073		(23,457)			3.100	2.928	MN	152,933	917,600	02/08/2022	05/01/2050
833794-AA-8	SODEXO INC SENIOR CORP_BND 144A	...	2	...	2.A FE	5,935,380	88.0720	5,284,308	6,000,000	5,949,901		14,521			1.634	1.897	AO	20,425	98,040	01/03/2022	04/16/2026
833794-AB-6	SODEXO INC SENIOR CORP_BND 144A	...	2	...	2.A FE	51,117	79.6910	39,846	50,000	50,999		(110)			2.718	2.443	AO	283	1,359	12/02/2021	04/16/2031
83416W-AA-1	SOLAR STAR FUNDING LLC SECURED CORP_BND	2.B FE	11,799,966	97.8730	11,548,957	11,799,966	11,799,966					5.375	5.374	JD	1,762	634,248	06/20/2013	06/30/2035
83421H-AA-1	SOLGEN LLC CORP_BND	2.C PL	5,619,892	89.8950	5,052,002	5,619,892	5,619,892					3.930	3.931	JD	614	225,816	09/30/2016	09/30/2036
835495-AJ-1	SONOCO PRODUCTS COMPANY SENIOR CORP_BND	...	1	...	2.B FE	11,200,296	97.4020	11,396,081	11,700,000	11,193,248		(499,367)			5.750	5.731	MN	112,125	672,750	12/02/2021	11/01/2040
838518-EF-1	SOUTH JERSEY INDUSTRIES INC SENIOR CORP	...	1	...	2.C	8,000,000	74.3220	5,945,760	8,000,000	8,000,000		(82)			4.170	0.000	JD	11,120	333,600	06/19/2018	06/19/2030
838518-E8-3	SOUTH JERSEY INDUSTRIES INC SENIOR CORP	...	1	...	2.C	9,000,000	79.6880	7,171,920	9,000,000	9,000,000		(85)			4.070	4.070	JD	12,210	366,300	06/19/2018	06/19/2028
838870-AB-8	COOPERATIVE ENERGY A MISSISSIP CORP_BND	1.F	9,048,659	91.8850	8,314,361	9,048,659	9,048,659					5.400	5.400	JD	29,861	488,628	12/09/2010	12/09/2040
84055*-AE-8	SOUTH TEXAS ELECTRIC COOP INC CORP_BND	1.F	1,733,333	91.0030	1,577,390	1,733,333	1,733,333					4.160	4.160	FA	27,240	72,800	08/15/2018	08/15/2048
841215-AA-4	SOUTHAVEN COMBINED CYCLE GENER SECURED C	1.C FE	7,996,141	92.5180	7,397,870	7,996,141	7,996,141					3.846	3.845	FA	116,179	307,532	08/06/2013	08/15/2033
842400-EB-5	SOUTHERN CALIFORNIA EDISON COM SENIOR CO	...	1	...	2.B FE	11,863,800	103.1670	10,316,690	10,000,000	10,831,047		(110,445)			6.650	5.081	AO	166,250	665,000	10/15/2010	04/01/2029
842587-CW-5	SOUTHERN COMPANY THE SENIOR CORP_BND	...	1	...	2.B FE	995,790	87.5940	875,936	1,000,000	996,843		170			4.250	4.281	JJ	21,250	42,500	05/19/2016	07/01/2036
84263P-AM-2	SOUTHERN CONNECTICUT GAS COMPA SECURED C	1.E FE	12,428,800	99.4650	9,946,530	10,000,000	10,634,097		(209,757)			5.778	3.410	MN	96,300	577,800	02/01/2013	11/01/2025
84265V-AG-0	SOUTHERN COPPER CORP SENIOR CORP_BND	...	1	...	2.A FE	1,272,500	95.4470	954,467	1,000,000	1,253,281		(8,739)			5.250	3.473	MN	7,729	52,500	09/29/2020	11/08/2042
84265V-AH-8	SOUTHERN COPPER CORP SENIOR CORP_BND	...	1	...	2.A FE	15,004,370	96.7800	14,517,030	15,000,000	15,001,154		(471)			3.875	3.871	AO	109,792	581,250	04/21/2015	04/23/2025
8426EP-AB-4	SOUTHERN COMPANY GAS CAPITAL C SENIOR CO	...	1	...	2.A FE	11,028,500	74.2250	7,422,490	10,000,000	10,982,556		(27,602)			3.950	3.339	AO	98,750	395,000	04/21/2021	10/01/2046
8426EP-AD-0	SOUTHERN COMPANY GAS CAPITAL C SENIOR CO	...	1	...	2.A FE	372,228	76.5730	287,148	375,000	372,789		253			1.750	1.829	JJ	3,026	6,563	10/07/2020	01/15/2031
84314*-AB-7	SOUTHERN ILLINOIS POWER CORP SENIOR CORP	2.B	6,250,000	97.9300	6,120,813	6,250,000	6,250,000					5.750	5.750	JD	15,972	359,375	07/01/2010	06/15/2040
84346L-AA-8	SOUTHERN NATURAL GAS COMPANY L SENIOR CO	...	1	...	2.A FE	19,974,700	81.7870	16,357,400	20,000,000	19,977,198		476			4.800	4.808	MS	282,667	960,000	03/07/2017	03/15/2047
843646-AU-4	SOUTHERN POWER COMPANY SENIOR CORP_BND	...	2	...	2.B FE	10,622,304	85.4350	7,518,262	8,800,000	10,576,904		(45,401)			4.950	3.660	JD	19,360	435,600	01/11/2022	12/15/2046
844030-AA-4	ETP HOLDCO CORP SENIOR CORP_BND	2.C FE	5,250,000		5,049,480	5,000,000	5,028,657		(24,640)			7.600	7.041	FA	158,333	380,000	09/02/2009	02/01/2024
845011-AD-7	SOUTHWEST GAS CORP SENIOR CORP_BND	...	2	...	2.A FE	50,018	60.9980	30,499	50,000	50,018					3.180	3.178	FA	601	1,568	12/02/2021	08/15/2051
845437-BL-5	SOUTHWESTERN ELECTRIC POWER CO SENIOR CO	...	1	...	2.A FE	15,203,040	101.5670	12,279,487	12,090,000	15,045,027		(532,521)			6.200	3.848	MS	220,710	749,580	11/08/2021	03/15/2040
845437-BN-1	SOUTHWESTERN ELECTRIC POWER CO SENIOR CO	...	1	...	2.A FE	16,156,650	75.2490	11,287,320	15,000,000	16,100,704		(33,651)			3.900	3.419	AO	146,250	585,000	04/21/2021	04/01/2045
845437-BQ-4	SOUTHWESTERN ELECTRIC POWER CO SENIOR CO	2.A FE	2,494,675	73.4610	1,836,520	2,500,000	2,495,211		112			3.850	3.862	FA	40,104	96,250	01/18/2018	02/01/2048
84610W-AB-1	LIFE STORAGE LP SENIOR CORP_BND	2.B FE	19,417,910	93.4960	17,764,316	19,000,000	19,156,514		(44,797)			3.500	3.231	JJ	332,500	665,000	08/19/2016	07/01/2026
84759N-AD-1	SPECTRA ENERGY PARTNERS LP SENIOR CORP_B	...	1	...	2.A FE	5,786,370	99.0810	5,746,704	5,800,000	5,798,057		1,532			4.750	4.779	MS	81,119	275,500	09/16/2013	03/15/2024
84861T-AG-3	SPIRIT REALTY LP SENIOR CORP_BND	...	2	...	2.B FE	51,902	80.0550	40,027	50,000	51,699		(190)			3.200	2.718	FA	604	1,600	12/02/2021	02/15/2031
850458-AA-4	SPRINGFIELD CLINIC LLP CORP_BND	2.B YE	1,226,937	101.0560	1,239,894	1,226,937	1,226,937					6.090	6.090	MON	2,076	74,754	12/21/2006	12/21/2026
85205T-AG-5	SPIRIT AEROSYSTEMS INC SENIOR CORP_BND	...	1	...	3.C FE	14,067,120	90.5000	12,670,000	14,000,000	14,024,377		(7,663)			3.850	3.790	JD	23,956	539,000	05/24/2016	06/15/2026

ANNUAL STATEMENT FOR THE YEAR 2022 OF THE AMERICAN EQUITY INVESTMENT LIFE INSURANCE COMPANY

SCHEDULE D - PART 1

Showing All Long-Term BONDS Owned December 31 of Current Year

1	2	Codes			6	7	Fair Value		10	11	Change in Book/Adjusted Carrying Value				Interest					Dates	
		3	4	5			8	9			12	13	14	15	16	17	18	19	20	21	22
CUSIP Identification	Description	C o d e	F o r e i g n	Bond Char	NAIC Designation, NAIC Designation Modifier and SVO Administrative Symbol	Actual Cost	Rate Used to Obtain Fair Value	Fair Value	Par Value	Book/ Adjusted Carrying Value	Unrealized Valuation Increase/ (Decrease)	Current Year's (Amortization) Accretion	Current Year's Other-Than-Temporary Impairment Recognized	Total Foreign Exchange Change in Book/ Adjusted Carrying Value	Rate of	Effective Rate of	When Paid	Admitted Amount Due and Accrued	Amount Received During Year	Acquired	Stated Contractual Maturity Date
85236#-AA-1	SUNNOVA RAYS 1 SENIOR CORP_BND 1.G PL	10,116,926	..91.4780	9,254,728	10,116,926	10,116,9264.950	..4.981	JAJO	84,856	531,911	..01/31/2022	..04/30/2044
85253#-AF-8	STAG INDUSTRIAL OPERATING PART SENIOR CO 2.C	8,000,000	..99.8450	7,987,600	8,000,000	8,000,0003.980	..3.980	JJ	155,662	318,400	12/15/2015	..01/05/2023
854502-AA-9	STANLEY BLACK & DECKER INC SENIOR CORP_B0..	1 1.G FE	19,488,671	..96.1510	20,552,340	21,375,000	19,507,4985.200	..5.260	MS	370,500	1,111,500	..05/24/2011	..09/01/2040
854502-AH-4	STANLEY BLACK & DECKER INC SENIOR CORP_B0..	1 1.G FE	18,950,424	..96.1380	19,227,640	20,000,000	18,988,6104.250	..4.259	MN	108,611	850,000	10/30/2018	..11/15/2028
854502-AJ-0	STANLEY BLACK & DECKER INC SENIOR CORP_B0..	2 1.G FE	3,644,492	..87.9000	3,047,490	3,467,000	3,640,4074.850	..4.497	MN	21,486	66,300	12/08/2022	..11/15/2048
854502-AN-1	STANLEY BLACK & DECKER INC SENIOR CORP_B	2 1.G FE	5,422,042	..62.0280	3,847,597	6,203,000	5,436,6912.750	..3.443	MN	21,797	170,583	..02/08/2022	..11/15/2050
855244-AD-1	STARBUCKS CORPORATION SENIOR CORP_BND0..	1 2.A FE	8,503,258	..99.3250	8,442,642	8,500,000	8,499,5953.850	..3.841	AO	81,813	269,500	09/16/2014	..10/01/2023
855244-AS-8	STARBUCKS CORPORATION SENIOR CORP_BND	2 2.A FE	26,955,683	..86.9710	20,655,660	23,750,000	26,890,4384.500	..3.692	MN	136,563	1,068,750	02/09/2022	..11/15/2048
855244-AX-7	STARBUCKS CORPORATION SENIOR CORP_BND0..	2 2.A FE	52,882	..71.4820	35,741	50,000	52,8113.350	..3.041	MS	507	1,675	12/02/2021	..03/12/2050
855244-BA-6	STARBUCKS CORPORATION SENIOR CORP_BND0..	2 2.A FE	12,142,020	..72.7680	8,732,124	12,000,000	12,137,6633.500	..3.427	MN	53,667	420,000	03/14/2022	..11/15/2050
857477-BP-7	STATE STREET CORP SUB CORP_BND0.. 1.F FE	49,532	..80.3960	40,198	50,000	49,5822.200	..2.313	MS	361	1,100	12/02/2021	..03/03/2031
857477-BU-6	STATE STREET CORP SENIOR CORP_BND	2 1.F FE	1,905,000	..94.5210	1,800,629	1,905,000	1,905,0004.421	..4.421	MN	11,229	42,110	05/10/2022	..05/13/2033
857477-BY-8	STATE STREET CORP SENIOR CORP_BND0..	2 1.F FE	5,516,293	103.3600	5,478,085	5,300,000	5,514,3515.820	..4.871	MN	48,840	12/09/2022	..11/04/2028
862121-AA#-7	STORE CAPITAL CORP CORP_BND0.. 2.B FE	5,000,000	..99.4310	4,971,574	5,000,000	5,000,0004.730	..4.730	MN	26,278	236,500	04/28/2016	..04/28/2026
862121-AA-8	STORE CAPITAL CORP SENIOR CORP_BND	1 2.B FE	4,975,750	..89.3700	4,468,480	5,000,000	4,986,0254.500	..4.561	MS	66,250	225,000	03/08/2018	..03/15/2028
863667-AG-6	STRYKER CORPORATION SENIOR CORP_BND0..	2 2.A FE	61,348	..86.2160	43,108	50,000	60,9484.375	..2.961	MN	280	2,188	12/02/2021	..05/15/2044
863667-AN-1	STRYKER CORPORATION SENIOR CORP_BND0..	2 2.A FE	5,881,590	..96.2940	5,296,159	5,500,000	5,788,3143.500	..1.675	MS	56,681	192,500	01/03/2022	..03/15/2026
864688-AA-0	SUEZ WATER RESOURCES INC SENIOR CORP_BND 1.F	30,000,000	..75.3210	22,596,300	30,000,000	30,000,0002.940	..2.940	MN	134,750	882,000	11/06/2019	..11/06/2034
866677-AE-7	SUN COMMUNITIES OPERATING LP SENIOR CORP0..	2 2.C FE	49,966	..78.9960	39,498	50,000	49,9702.700	..2.708	JJ	623	1,414	12/02/2021	..07/15/2031
866688-AA-8	SUN COUNTRY AIRLINES HOLDINGS CORP_BND 1.G PL	11,306,994	..88.5150	10,008,386	11,306,994	11,306,9944.180	..4.180	JD	21,006	473,270	06/11/2020	..06/15/2029
86765B-AH-2	ETP LEGACY LP SENIOR CORP_BND	1 2.C FE	7,157,710	..96.0200	6,721,379	7,124,616	7,124,6166.850	..6.674	FA	181,144	479,500	04/01/2010	..02/15/2040
86765B-AM-1	ETP LEGACY LP SENIOR CORP_BND	1 2.C FE	3,018,060	..81.0320	2,430,972	3,000,000	3,014,9594.950	..4.910	JJ	68,475	148,500	07/29/2014	..01/15/2043
86787G-AJ-1	TRUIST BANK SUB CORP_BND0..	2 1.F FE	994,940	..93.7120	937,122	1,000,000	998,1023.300	..3.360	MN	4,217	33,000	05/11/2016	..05/15/2026
86944B-AJ-2	SUTTER HEALTH SENIOR CORP_BND0..	2 1.F FE	54,478	..70.0680	35,034	50,000	54,3673.361	..2.894	FA	635	1,681	12/02/2021	..08/15/2050
87089H-AB-9	SWISS RE TREASURY US CORP SENIOR CORP_BN	1 1.D FE	9,566,518	..85.5980	7,618,195	8,900,000	9,599,9294.250	..3.712	JD	26,267	378,250	12/03/2021	..12/06/2042
87162W-AD-2	TD SYNEXX CORP SENIOR CORP_BND0.. 2.C FE	3,273,748	..92.8300	3,063,397	3,300,000	3,279,3761.250	..1.646	FA	16,271	20,625	07/14/2022	..08/09/2024
87162W-AK-6	TD SYNEXX CORP SENIOR CORP_BND0..	2 2.C FE	48,546	..76.7310	38,366	50,000	48,6122.650	..3.019	FA	523	663	07/14/2022	..08/09/2031
87165B-AN-3	SYNCHRONY FINANCIAL SENIOR CORP_BND0..	2 2.C FE	5,284,800	..98.2500	4,912,480	5,000,000	5,149,6214.375	..1.694	MS	61,979	218,750	12/14/2021	..03/19/2024
872287-AL-1	COMCAST CABLE COMMUNICATIONS L SENIOR CO0.. 1.G FE	3,283,944	109.1340	3,508,671	3,215,000	3,261,4857.125	..6.762	FA	86,537	229,069	08/13/2021	..02/15/2028
872540-AJ-6	TJX COMPANIES INC SENIOR CORP_BND0..	1 1.F FE	2,986,655	..93.4630	2,336,565	2,500,000	2,872,9113.875	..1.624	AO	96,875	96,875	05/26/2020	..04/15/2030
872540-AW-9	TJX COMPANIES INC SENIOR CORP_BND0..	2 1.F FE	47,994	..77.9310	38,966	50,000	48,2021.600	..2.070	MN	102	800	12/02/2021	..05/15/2031
87264A-AZ-8	T-MOBILE USA INC SECURED CORP_BND0..	2 2.C FE	1,347,505	..82.9920	1,078,890	1,300,000	1,346,7424.500	..4.272	AO	12,350	58,500	03/02/2022	..04/15/2050
87264A-BU-8	T-MOBILE USA INC SECURED CORP_BND	1 2.C FE	90,6620	..92.9620	90,622	1,000,000	997,7833.875	..3.910	AO	38,750	38,750	05/26/2021	..04/15/2030
87264A-BL-8	T-MOBILE USA INC SECURED CORP_BND0..	1 2.C FE	2,003,204	..70.9490	1,418,976	2,000,000	2,003,0523.000	..2.989	FA	22,667	60,000	05/27/2021	..02/15/2041
87264A-BN-4	T-MOBILE USA INC SECURED CORP_BND0..	1 2.C FE	34,255,622	..67.4360	24,276,852	36,000,000	34,311,3603.300	..3.565	FA	448,800	1,188,000	05/27/2021	..02/15/2051
87264A-BU-8	T-MOBILE USA INC SECURED CORP_BND	2 2.C FE	1,813,120	..91.5980	1,831,956	2,000,000	1,823,8672.625	..5.595	AO	26,250	26,250	06/27/2011	..04/15/2026
87264A-BX-2	T-MOBILE USA INC SECURED CORP_BND0..	1 2.C FE	750,214	..78.9310	591,980	750,000	750,1872.250	..2.247	MN	2,156	16,875	05/27/2021	..11/15/2031
87264A-CT-0	T-MOBILE USA INC SECURED CORP_BND	2 2.C FE	4,846,818	..67.8630	3,393,135	5,000,000	4,848,4413.400	..3.566	AO	35,889	85,000	06/22/2022	..10/15/2052
87305Q-CB-5	TTX COMPANY SENIOR CORP_BND 144A0..	1 1.F FE	25,007,750	100.6300	25,157,525	25,000,000	25,007,1125.875	..5.872	JD	122,396	1,468,750	02/06/2020	..06/30/2035
87305Q-CJ-8	TTX COMPANY SENIOR CORP_BND 144A0..	1 1.F FE	14,879,250	..79.4990	11,924,895	15,000,000	14,898,8713.900	..3.946	FA	243,750	585,000	01/26/2015	..02/01/2045
87305Q-CM-1	TTX COMPANY SENIOR CORP_BND 144A0..	1 1.F FE	12,973,940	..83.0420	10,795,499	13,000,000	12,977,3494.200	..4.212	JJ	273,000	546,000	04/19/2017	..07/01/2046
87511#-AB-1	TAMPA BAY ARENA LLC SECURED CORP_BND 2.B PL	5,300,000	..88.6040	4,696,037	5,300,000	5,300,0003.890	..3.890	JD	573	206,170	02/06/2020	..06/30/2035
875127-AV-4	TAMPA ELECTRIC COMPANY SENIOR CORP_BND0.. 1.G FE	3,920,275	104.0940	3,851,485	3,700,000	3,889,8956.550	..5.138	MN	30,967	242,350	09/03/2010	..05/15/2036
875127-AW-2	TAMPA ELECTRIC COMPANY SENIOR CORP_BND0.. 1.G FE	22,853,953	101.7960	20,431,435	20,071,000	22,103,3336.150	..4.623	MN	157,725	1,234,367	09/23/2013	..05/15/2037
875127-BF-8	TAMPA ELECTRIC COMPANY SENIOR CORP_BND0..	1 1.G FE	12,283,900	..84.3720	8,437,210	10,000,000	12,194,6934.450	..3.199	JD	19,778	445,000	04/21/2021	..06/15/2049

ANNUAL STATEMENT FOR THE YEAR 2022 OF THE AMERICAN EQUITY INVESTMENT LIFE INSURANCE COMPANY

SCHEDULE D - PART 1

Showing All Long-Term BONDS Owned December 31 of Current Year

1	2	Codes			6	7	Fair Value		10	11	Change in Book/Adjusted Carrying Value				Interest					Dates	
		3	4	5			8	9			12	13	14	15	16	17	18	19	20	21	22
CUSIP Identification	Description	C o d e	F o r e i g n	Bond Char	NAIC Designation, NAIC Designation Modifier and SVO Administrative Symbol	Actual Cost	Rate Used to Obtain Fair Value	Fair Value	Par Value	Book/ Adjusted Carrying Value	Unrealized Valuation Increase/ (Decrease)	Current Year's (Amor-tization) Accretion	Current Year's Other-Than-Temporary Impairment Recognized	Total Foreign Exchange Change in Book/ Adjusted Carrying Value	Rate of	Effective Rate of	When Paid	Admitted Amount Due and Accrued	Amount Received During Year	Acquired	Stated Contractual Maturity Date
875127-BJ-0	TAMPA ELECTRIC COMPANY SENIOR CORP_BND	..0.	1		1.G FE	20,619,012	..71.1510	14,265,715	20,050,000	20,598,321		(11,970)			3.450	3.299	MS	203,675	691,725	12/02/2021	03/15/2051
875484-AJ-6	TANGER PROPERTIES LP SENIOR CORP_BND	..0.	1		2.C FE	34,811,600	..89.9640	31,487,435	35,000,000	34,924,036		19,230			3.125	3.188	MS	364,583	1,093,750	10/06/2016	09/01/2026
875484-AL-1	TANGER PROPERTIES LP SENIOR CORP_BND	..0.	2		2.C FE	47,934	..72.6380	36,319	50,000	48,133		185			2.750	3.248	MS	458	1,455	12/02/2021	09/01/2031
87612E-AR-7	TARGET CORPORATION SENIOR CORP_BND	..0.	1		1.F FE	6,044,712	..111.6870	6,031,103	5,400,000	5,909,791		(383,206)			6.500	4.970	AO	74,100	351,000	12/02/2021	10/15/2037
87612E-AU-0	TARGET CORPORATION SENIOR CORP_BND	..0.	1		1.F FE	4,585,500	..117.7810	5,300,154	4,500,000	4,562,766		(2,331)			7.000	6.850	JJ	145,250	315,000	01/15/2008	01/15/2038
87612E-BA-3	TARGET CORPORATION SENIOR CORP_BND	..0.	1		1.F FE	17,076,396	..88.1660	15,384,950	17,450,000	17,159,736		9,542			4.000	4.125	JJ	349,000	698,000	06/21/2012	07/01/2042
879360-AE-5	TELEDYNE TECHNOLOGIES INCORPOR SENIOR CO	..0.	2		2.C FE	50,879	..82.0920	41,046	50,000	50,786		(87)			2.750	2.532	AO	344	1,375	12/02/2021	04/01/2031
88104L-AG-8	TERRAFORM POWER OPERATING LLC SENIOR COR	..0.	1		3.C FE	1,000,000	..87.1250	871,250	1,000,000	1,000,000					4.750	4.750	JJ	21,903	47,500	10/10/2019	01/15/2030
882384-AD-2	TEXAS EASTERN TRANSMISSION LP SENIOR COR	..0.	1		1.G FE	2,984,430	..90.3490	2,710,464	3,000,000	2,991,490		1,516			3.500	3.562	JJ	48,417	105,000	01/04/2018	01/15/2028
882389-CC-1	TEXAS EASTERN TRANSMISSION LP SENIOR COR	..0.	1		1.G FE	2,374,840	..109.4460	2,188,920	2,000,000	2,219,275		(17,077)			7.000	5.507	JJ	64,556	140,000	11/15/2010	07/15/2032
882508-BD-5	TEXAS INSTRUMENTS INC SENIOR CORP_BND	..0.	2		1.E FE	64,016	..89.6710	44,835	50,000	63,608		(382)			4.150	2.649	MN	265	2,075	12/02/2021	05/15/2048
882508-BF-0	TEXAS INSTRUMENTS INC SENIOR CORP_BND	..0.	1		1.E FE	21,157,850	..89.1020	17,820,480	20,000,000	20,998,560		(47,174)			3.875	3.460	MS	228,194	775,000	06/14/2019	03/15/2039
88307*-AA-3	TEXOMA WIND LLC SECURED CORP_BND	..0.	2		2.C PL	7,567,090	..95.0280	7,190,854	7,567,090	7,567,090					4.120	4.120	JD	866	325,961	02/08/2017	06/30/2034
883203-CC-3	TEXTRON INC SENIOR CORP_BND	..0.	2		2.B FE	49,593	..80.1740	40,087	50,000	49,636		40			2.450	2.549	MS	361	1,225	12/02/2021	03/15/2031
883556-BG-6	THERMO FISHER SCIENTIFIC INC SENIOR CORP	..0.	2		1.G FE	69,650	..101.8470	50,924	50,000	68,938		(667)			5.300	2.854	FA	1,104	2,650	12/02/2021	02/01/2044
883556-BY-7	THERMO FISHER SCIENTIFIC INC SENIOR CORP	..0.	1		1.G FE	8,597,775	..87.3440	7,598,893	8,700,000	8,608,164		2,107			4.100	4.169	FA	134,753	356,700	08/10/2017	08/15/2047
883556-CL-4	THERMO FISHER SCIENTIFIC INC SENIOR CORP	..0.	2		1.G FE	2,964,324	..81.3750	2,441,235	3,000,000	2,968,713		3,258			2.000	2.131	AO	12,667	68,667	08/10/2021	10/15/2031
88428L-AA-0	THIRD POINT RE USA HOLDINGS IN SENIOR CO	..0.	1		2.C FE	17,400,000	..93.1250	16,203,750	17,400,000	17,400,000					7.000	7.000	FA	466,900	1,218,000	02/10/2015	02/13/2025
88444N-AS-7	THOMAS JEFFERSON UNIVERSITY CORP_BND	..0.	2		1.F FE	13,237,900	..72.6950	9,450,324	13,000,000	13,236,009		(1,891)			3.847	3.752	MN	83,352	373,693	02/01/2022	11/01/2057
88579Y-AH-4	3M CO SENIOR CORP_BND	..0.	1		1.E FE	45,183,582	..78.6400	36,445,754	46,345,000	45,369,852		28,160			3.875	4.022	JD	79,816	1,795,869	12/17/2015	06/15/2044
88579Y-AW-1	3M CO SENIOR CORP_BND	..0.	1		1.E FE	14,817,600	..68.9460	11,031,344	16,000,000	14,968,032		27,067			3.125	3.526	MS	141,667	500,000	01/25/2017	09/19/2046
88579Y-BD-2	3M CO SENIOR CORP_BND	..0.	2		1.E FE	61,445	..79.9850	39,993	50,000	61,123		(301)			4.000	2.768	MS	594	2,000	12/02/2021	09/14/2048
886546-AB-6	TIFFANY & CO SENIOR CORP_BND	..0.	1		1.E FE	11,017,067	..97.7850	10,756,394	11,000,000	11,002,893		(2,132)			3.800	3.779	AO	104,500	418,000	05/14/2015	10/01/2024
886546-AD-2	TIFFANY & CO SENIOR CORP_BND	..0.	1		1.E FE	19,987,046	..88.8060	18,382,925	20,700,000	20,075,055		179,046			4.900	5.130	AO	253,575	1,014,300	03/30/2016	10/01/2044
88732J-AJ-7	TIME WARNER CABLE LLC SECURED CORP_BND	..0.	1		2.C FE	14,329,670	..95.0850	12,275,499	12,910,000	14,056,148		(39,941)			6.550	5.637	MN	140,934	845,605	06/12/2019	05/01/2037
88732J-AN-8	TIME WARNER CABLE LLC SECURED CORP_BND	..0.	1		2.C FE	17,221,320	..99.2810	11,913,660	12,000,000	16,943,414		(231,190)			7.300	3.767	JJ	438,000	876,000	10/13/2021	07/01/2038
88732J-AJ-4	TIME WARNER CABLE LLC SECURED CORP_BND	..0.	1		2.C FE	9,688,035	..88.0720	7,891,269	8,960,000	9,522,036		(19,356)			5.875	5.317	MN	67,262	526,400	01/13/2012	11/15/2040
88732J-BB-3	TIME WARNER CABLE LLC SECURED CORP_BND	..0.	1		2.C FE	11,870,800	..83.3950	8,339,500	10,000,000	11,759,732		(64,098)			5.500	4.115	MS	183,333	550,000	03/24/2021	09/01/2041
88732J-BD-9	TIME WARNER CABLE LLC SECURED CORP_BND	..0.	1		2.C FE	7,432,110	..73.3230	5,132,575	7,000,000	7,407,760		(13,802)			4.500	4.060	MS	92,750	315,000	03/12/2021	09/15/2042
88738T-AA-8	TIMKEN COMPANY SENIOR CORP_BND	..0.	2		2.B FE	1,827,869	..103.1440	1,828,676	1,835,000	1,874,811		(6,034)			6.875	6.391	FA	47,659	126,156	09/15/2010	05/08/2028
889175-BD-6	TOLEDO EDISON CO THE SECURED CORP_BND	..0.	1		1.G FE	13,224,107	..104.1530	13,283,648	12,754,000	13,215,477		(4,722)			6.150	5.775	MN	100,225	62,484	11/16/2022	05/15/2037
889184-AE-7	TOLEDO HOSPITAL SECURED CORP_BND	..0.	1		3.B FE	62,147	..70.2100	35,105	50,000	61,891		(240)			6.015	4.457	MN	384	3,008	12/02/2021	11/15/2048
891027-AS-3	GLOBE LIFE INC SENIOR CORP_BND	..0.	1		2.A FE	17,487,022	..97.1070	16,508,207	17,000,000	17,198,446		(420,588)			4.550	3.886	MS	227,753	773,500	06/27/2019	09/15/2028
891092-AE-8	TORO COMPANY THE SENIOR CORP_BND	..0.	1		2.B FE	795,338	..101.1300	758,478	750,000	783,392		(1,419)			6.625	6.153	MN	8,281	49,688	08/04/2011	05/01/2037
891906-AF-6	GLOBAL PAYMENTS INC SENIOR CORP_BND	..0.	1		2.C FE	29,926,800	..92.6000	27,779,910	30,000,000	29,957,093		6,857			4.450	4.480	JD	111,250	1,335,000	05/09/2018	06/01/2028
89236T-JQ-9	TOYOTA MOTOR CREDIT CORP SENIOR CORP_BND	..0.	1		1.E FE	49,173	..79.2260	39,613	50,000	49,256		88			1.900	2.088	MS	288	947	12/02/2021	09/12/2031
89256B-AA-7	TRADEMARK ROYALTY 2021-1 LLC CORP_BND	..0.	1		1.G PL	36,114,364	..93.6730	33,829,409	36,114,364	36,114,364					4.346	4.299	JAN	1,460,655	1,445,163	01/31/2022	01/31/2060
893045-AE-4	TRANS-ALLEGHENY INTERSTATE LIN SENIOR CO	..0.	1		2.A FE	2,076,020	..96.5540	1,931,088	2,000,000	2,022,920		(10,384)			3.850	3.291	JD	6,417	77,000	05/12/2017	06/01/2025
89417E-AJ-2	TRAVELERS COMPANIES INC SENIOR CORP_BND	..0.	1		1.F FE	13,549,621	..99.8990	11,456,394	13,112,530	11,468,000		(61,010)			5.350	4.199	MN	102,256	613,538	12/02/2021	11/01/2040
89417E-AJ-8	TRAVELERS COMPANIES INC SENIOR CORP_BND	..0.	1		1.F FE	14,232,655	..88.9220	11,863,960	13,342,000	14,073,068		(21,012)			4.600	4.200	FA	255,722	613,732	07/28/2014	08/01/2043
89417E-AK-5	TRAVELERS COMPANIES INC SENIOR CORP_BND	..0.	1		1.F FE	21,011,280	..84.7020	17,787,315	21,000,000	21,011,939		(477)			4.300	4.295	FA	316,050	903,000	03/10/2017	08/25/2045
89417E-AL-3	TRAVELERS COMPANIES INC SENIOR CORP_BND	..0.	1		1.F FE	6,979,080	..78.6540	5,505,745	7,000,000	6,981,944		513			3.750	3.767	MN	33,542	262,500	05/06/2016	05/15/2046
89417E-AM-1	TRAVELERS COMPANIES INC SENIOR CORP_BND	..0.	1		1.F FE	4,978,300	..81.4990	4,074,965	5,000,000	4,980,695		458			4.000	4.025	MN	17,222	200,000	05/15/2017	05/30/2047
89417E-AN-9	TRAVELERS COMPANIES INC SENIOR CORP_BND	..0.	1		1.F FE	5,290,354	..82.0340	4,388,792	5,350,000	5,295,462		1,207			4.050	4.115	MS	68,614	216,675	09/12/2018	03/07/2048
89566E-BB-6	TRI-STATE GENERATION AND TRANS CORP_BND	..0.	1		1.G FE	16,000,000	..77.2380	12,358,080	16,000,000	16,000,000					4.450	4.450	AO	178,000	712,000	10/31/2014	10/01/2045

ANNUAL STATEMENT FOR THE YEAR 2022 OF THE AMERICAN EQUITY INVESTMENT LIFE INSURANCE COMPANY

SCHEDULE D - PART 1

Showing All Long-Term BONDS Owned December 31 of Current Year

1	2	Codes			6	7	Fair Value		10	11	Change in Book/Adjusted Carrying Value				Interest					Dates	
		3	4	5			8	9			12	13	14	15	16	17	18	19	20	21	22
CUSIP Identification	Description	C o d e	F o r e i g n	Bond Char	NAIC Designation, NAIC Designation Modifier and SVO Administrative Symbol	Actual Cost	Rate Used to Obtain Fair Value	Fair Value	Par Value	Book/ Adjusted Carrying Value	Unrealized Valuation Increase/ (Decrease)	Current Year's (Amor-tization) Accretion	Current Year's Other-Than-Temporary Impairment Recognized	Total Foreign Exchange Change in Book/ Adjusted Carrying Value	Rate of	Effective Rate of	When Paid	Admitted Amount Due and Accrued	Amount Received During Year	Acquired	Stated Contractual Maturity Date
89680Y-AC-9	TRITON CONTAINER INTERNATIONAL SECURED C	..0..	1		..2.C FE	3,000,140	..77.4500	2,323,512	3,000,000	3,000,105		(43)			..3.150	..3.149	JD	..4,200	94,500	05/26/2021	06/15/2031
89788M-AG-7	TRUIST FINANCIAL CORP SENIOR CORP_BND	..0..	2		..1.G FE	8,649,720	..95.8420	8,625,762	9,000,000	8,652,548		2,828			..4.123	..4.942	JD	25,769		12/09/2022	06/06/2028
898813-AR-1	TUCSON ELECTRIC POWER CO SENIOR CORP_BND	..0..	2		..1.G FE	59,252	..76.0040	38,002	50,000	59,023		(214)			..4.000	..3.017	JD	89	2,000	12/02/2021	06/15/2050
902494-BD-4	TYSON FOODS INC SENIOR CORP_BND	..0..	1		..2.B FE	18,093,712	..86.6100	15,763,093	18,200,000	18,104,277		2,095			..4.550	..4.586	JD	66,708	828,100	05/23/2017	06/02/2047
902494-BH-5	TYSON FOODS INC SENIOR CORP_BND	..0..	2		..2.B FE	67,393	..93.4680	46,734	50,000	66,931		(433)			..5.100	..3.146	MS	659	2,550	12/02/2021	09/28/2048
902494-BJ-1	TYSON FOODS INC SENIOR CORP_BND	..0..	2		..2.B FE	6,707,266	..97.0210	6,015,302	6,200,000	6,579,246		(121,660)			..4.000	..1.893	MS	82,667	248,000	12/09/2021	03/01/2026
902494-BK-8	TYSON FOODS INC SENIOR CORP_BND	..0..	1		..2.B FE	9,455,830	..95.9190	9,591,850	10,000,000	9,474,043		(533,677)			..4.350	..4.337	MS	145,000	435,000	02/14/2019	03/01/2029
90265E-AL-4	UDR INC SENIOR CORP_BND	..0..	1		..2.A FE	7,000,000	..92.0740	6,445,152	7,000,000	7,000,000					..2.950	..2.950	MS	68,833	206,500	08/16/2016	09/01/2026
90265E-AM-2	UDR INC SENIOR CORP_BND	..0..	1		..2.A FE	4,988,200	..92.8460	4,642,310	5,000,000	4,994,231		1,163			..3.500	..3.528	JJ	87,500	175,000	06/07/2017	07/01/2027
90265E-AR-1	UDR INC SENIOR CORP_BND	..0..	1		..2.A FE	11,020,105	..83.5670	9,234,109	11,050,000	11,027,752		2,217			..3.000	..3.027	FA	125,233	331,500	12/02/2021	08/15/2031
902691-A#-1	UGI UTILITIES INC CORP_BND	..0..			..1.F	8,000,000	..83.0300	6,642,400	8,000,000	8,000,000					..4.120	..4.120	MS	83,316	329,600	09/30/2016	09/30/2046
902691-B*-4	UGI UTILITIES INC CORP_BND	..0..			..1.F	6,000,000	..83.0080	4,980,480	6,000,000	6,000,000					..4.120	..4.120	AO	41,887	247,200	10/31/2016	10/31/2046
902917-AH-6	WASTE MANAGEMENT INC SENIOR CORP_BND	..0..	1		..2.A FE	4,123,728	..110.4990	4,558,067	4,125,000	4,094,780		(125,714)			..7.000	..6.324	JJ	133,146	288,750	05/15/2007	07/15/2028
90355J-AB-6	USQ 1201L LLC CORP_BND 144A	..0..			..1.G FE	11,250,000	..100.0000	11,250,000	11,250,000	11,250,000					..4.540	..4.540	JJ	237,884	149,727	03/28/2022	07/15/2028
904311-AA-5	UNDER ARMOUR INC SENIOR CORP_BND	..0..	1		..3.B FE	15,039,840	..88.6250	13,293,750	15,000,000	15,014,535		(5,205)			..3.250	..3.216	JD	21,667	487,500	10/11/2016	06/15/2026
904764-BC-0	UNILEVER CAPITAL CORP SENIOR CORP_BND	..0..	1		..1.E FE	29,546,700	..94.3860	28,315,800	30,000,000	29,742,683		43,907			..3.500	..3.682	MS	288,750	1,050,000	03/19/2018	03/22/2028
906548-CJ-9	UNION ELECTRIC CO SECURED CORP_BND	..0..	1		..1.F FE	19,894,800	..82.6930	16,538,600	20,000,000	19,918,299		2,705			..3.900	..3.930	MS	229,667	780,000	09/06/2012	09/15/2042
907818-DU-9	UNION PACIFIC CORPORATION SENIOR CORP_BN	..0..	1		..1.G FE	25,403,899	..90.8610	22,306,474	24,550,000	25,308,809		(22,899)			..4.750	..4.514	JD	51,828	1,166,125	04/11/2019	12/15/2043
907818-EJ-3	UNION PACIFIC CORPORATION SENIOR CORP_BN	..0..	1		..1.G FE	4,994,310	..82.8110	4,181,945	5,050,000	5,002,805		1,144			..4.050	..4.112	MS	68,175	204,525	12/02/2021	03/01/2046
907818-EN-4	UNION PACIFIC CORPORATION SENIOR CORP_BN	..0..	1		..1.G FE	9,865,500	..83.2530	8,325,310	10,000,000	9,880,460		2,839			..4.000	..4.078	AO	84,444	400,000	03/29/2017	04/15/2047
907818-EV-6	UNION PACIFIC CORPORATION SENIOR CORP_BN	..0..	1		..1.G FE	7,987,920	..86.4890	6,919,152	8,000,000	7,991,006		392			..4.375	..4.385	MS	107,917	350,000	06/06/2018	09/10/2038
907818-EY-0	UNION PACIFIC CORPORATION SENIOR CORP_BN	..0..	2		..1.G FE	7,529,020	..96.3210	7,705,656	8,000,000	7,544,144		15,124			..3.950	..5.116	MS	97,433		10/11/2022	09/10/2028
907818-FE-3	UNION PACIFIC CORPORATION SENIOR CORP_BN	..0..	2		..1.G FE	16,005,046	..79.2030	10,988,638	13,874,000	15,975,849		(29,197)			..3.950	..3.236	FA	207,031	548,023	01/07/2022	08/15/2059
907818-FG-8	UNION PACIFIC CORPORATION SENIOR CORP_BN	..0..	1		..1.G FE	158,437	..77.9930	103,730	133,000	157,597		(361)			..3.839	..3.004	MS	1,432	5,106	08/20/2020	03/20/2060
907818-FK-9	UNION PACIFIC CORPORATION SENIOR CORP_BN	..0..	2		..1.G FE	14,484,756	..73.3000	10,481,957	14,300,000	14,480,863		(3,893)			..3.250	..3.179	FA	188,482	464,750	01/26/2022	02/05/2050
907818-FY-9	UNION PACIFIC CORPORATION SENIOR CORP_BN	..0..	2		..1.G FE	6,811,134	..79.9820	5,454,793	6,820,000	6,811,412		278			..3.375	..3.384	FA	87,594	115,088	02/09/2022	02/14/2042
907818-FZ-6	UNION PACIFIC CORPORATION SENIOR CORP_BN	..0..	2		..1.G FE	7,248,581	..75.7480	5,503,056	7,265,000	7,248,844		263			..3.500	..3.512	FA	96,766	127,138	02/09/2022	02/14/2053
907818-GA-0	UNION PACIFIC CORPORATION SENIOR CORP_BN	..0..	2		..1.G FE	10,522,043	..74.9790	7,910,263	10,550,000	10,522,209		166			..3.850	..3.862	FA	154,572	203,088	02/09/2022	02/14/2072
90964*-AH-8	UNITED BOTTLING MANAGEMENT CO CORP_BND	..0..			..2.A PL	12,000,000	..95.1680	11,420,160	12,000,000	12,000,000					..4.240	..4.240	JD	14,133	508,800	12/21/2016	12/21/2031
911312-AJ-5	UNITED PARCEL SERVICE INC SENIOR CORP_BN	..0..	1		..1.F FE	1,166,420	..110.9810	1,109,805	1,000,000	1,118,469		(1,748)			..6.200	..5.065	JJ	28,589	62,000	09/20/2010	01/15/2038
911312-AN-6	UNITED PARCEL SERVICE INC SENIOR CORP_BN	..0..	1		..1.F FE	24,368,600	..97.0430	24,260,750	25,000,000	24,520,429		16,239			..4.875	..5.039	MN	155,729	1,218,750	11/09/2010	11/15/2040
911312-AZ-9	UNITED PARCEL SERVICE INC SENIOR CORP_BN	..0..	1		..1.F FE	14,868,450	..79.8970	11,984,535	15,000,000	14,885,964		3,038			..3.400	..3.447	MN	65,167	510,000	10/19/2016	11/15/2046
911312-BN-5	UNITED PARCEL SERVICE INC SENIOR CORP_BN	..0..	1		..1.F FE	435,919	..82.6280	334,643	405,000	433,720		(755)			..3.750	..3.323	MN	1,941	15,188	12/23/2019	11/15/2047
911312-BQ-8	UNITED PARCEL SERVICE INC SENIOR CORP_BN	..0..	2		..1.F FE	64,940	..88.9880	44,494	50,000	64,526		(387)			..4.250	..2.679	MS	626	2,125	12/02/2021	03/15/2049
91159H-HM-5	US BANCORP SUB CORP_BND	..0..	2		..1.F FE		..0.0000								..3.100	..0.000	AO		27,900	06/30/2021	04/27/2026
91159H-JB-7	US BANCORP SUB CORP_BND	..0..	2		..1.F FE	49,760		37,945	50,000	49,775		14			..2.491	..2.530	MN	201		12/02/2021	03/03/2036
913017-BJ-7	RAYTHEON TECHNOLOGIES CORPORAT SENIOR CO	..0..	1		..2.A FE	342,110	..100.4360	251,091	250,000	329,874		(5,507)			..5.400	..2.393	MN	2,250	13,500	09/25/2020	05/01/2035
913017-BS-7	RAYTHEON TECHNOLOGIES CORPORAT SENIOR CO	..0..	1		..2.A FE	10,118,612	..102.0970	10,209,740	10,000,000	10,118,896		(307)			..5.700	..5.591	AO	120,333	57,000	11/16/2022	04/15/2040
913017-BT-5	RAYTHEON TECHNOLOGIES CORPORAT SENIOR CO	..0..	1		..2.A FE	12,799,270	..90.6930	11,790,038	13,000,000	12,827,099		4,635			..4.500	..4.604	JD	48,750	585,000	05/10/2022	06/01/2042
913017-CP-2	RAYTHEON TECHNOLOGIES CORPORAT SENIOR CO	..0..	1		..2.A FE	5,983,440	..82.5290	4,951,716	6,000,000	5,985,246		350			..4.050	..4.066	MN	38,475	243,000	05/01/2017	05/04/2047
913017-CW-7	RAYTHEON TECHNOLOGIES CORPORAT SENIOR CO	..0..	1		..2.A FE	2,982,360	..91.8080	2,754,252	3,000,000	2,984,798		645			..4.450	..4.495	MN	16,688	133,500	08/13/2018	11/16/2038
913017-CX-5	RAYTHEON TECHNOLOGIES CORPORAT SENIOR CO	..0..	2		..2.A FE	64,998	..91.5030	45,752	50,000	64,592		(380)			..4.625	..2.978	MN	289	2,313	12/02/2021	11/16/2048
91324P-AR-3	UNITEDHEALTH GROUP INC SENIOR CORP_BND	..0..	1		..1.F FE	12,885,012	..105.5690	12,879,455	12,200,000	12,880,977		(4,034)			..5.800	..5.210	MS	208,349		11/16/2022	03/15/2036
91324P-BK-7	UNITEDHEALTH GROUP INC SENIOR CORP_BND	..0..	1		..1.F FE	1,970,200	..117.6730	2,353,464	2,000,000	1,977,997		800			..6.875	..6.994	FA	51,944	137,500	02/07/2008	02/15/2038
91324P-BN-1	UNITEDHEALTH GROUP INC SENIOR CORP_BND	..0..	1		..1.F FE	4,405,659	..104.3610	4,696,250	4,500,000	4,406,543		(533,643)			..5.700	..4.885	AO	54,150	256,500	11/01/2013	10/15/2040

ANNUAL STATEMENT FOR THE YEAR 2022 OF THE AMERICAN EQUITY INVESTMENT LIFE INSURANCE COMPANY

SCHEDULE D - PART 1

Showing All Long-Term BONDS Owned December 31 of Current Year

1	2	Codes			6	7	Fair Value		10	11	Change in Book/Adjusted Carrying Value				Interest					Dates	
		3	4	5			8	9			12	13	14	15	16	17	18	19	20	21	22
CUSIP Identification	Description	C o d e	F o r e i g n	Bond Char	NAIC Designation, NAIC Designation Modifier and SVO Administrative Symbol	Actual Cost	Rate Used to Obtain Fair Value	Fair Value	Par Value	Book/ Adjusted Carrying Value	Unrealized Valuation Increase/ (Decrease)	Current Year's (Amor-tization) Accretion	Current Year's Other-Than-Temporary Impairment Recognized	Total Foreign Exchange Change in Book/ Adjusted Carrying Value	Rate of	Effective Rate of	When Paid	Admitted Amount Due and Accrued	Amount Received During Year	Acquired	Stated Contractual Maturity Date
91324P-BQ-4	UNITEDHEALTH GROUP INC SENIOR CORP_BND	..0..	1		..1.F FE	72,211	106.2020	53,101	50,000	71,235		(914)			5.950	2.864	FA	1,124	2,975	12/02/2021	02/15/2041
91324P-CD-2	UNITEDHEALTH GROUP INC SENIOR CORP_BND		1		..1.F FE	12,922,364	88.9670	11,654,625	13,100,000	12,958,084		4,279			4.250	4.331	MS	163,932	556,750	02/25/2013	03/15/2043
91324P-CQ-3	UNITEDHEALTH GROUP INC SENIOR CORP_BND		1		..1.F FE	6,999,160	97.0730	6,795,089	7,000,000	6,999,332					4.625	4.626	JJ	149,285	323,750	07/21/2015	07/15/2035
91324P-CX-8	UNITEDHEALTH GROUP INC SENIOR CORP_BND	..0..	1		..1.F FE	9,925,300	86.6420	8,664,160	10,000,000	9,934,096		2,102			4.200	4.244	JJ	193,667	420,000	12/15/2016	01/15/2047
91324P-DE-9	UNITEDHEALTH GROUP INC SENIOR CORP_BND	..0..	1		..1.F FE	2,909,700	92.7070	2,781,195	3,000,000	2,951,896		9,126			2.950	3.315	AO	18,683	88,500	01/30/2018	10/15/2027
91324P-DT-6	UNITEDHEALTH GROUP INC SENIOR CORP_BND		1		..1.F FE	9,927,440	82.1220	8,212,230	10,000,000	9,936,645		2,740			3.500	3.551	FA	132,222	350,000	07/24/2019	08/15/2039
91324P-EC-2	UNITEDHEALTH GROUP INC SENIOR CORP_BND	..0..	1		..1.F FE	3,327,201	89.6300	2,987,361	3,333,000	3,329,042		1,144			1.150	1.186	MN	4,898	38,330	05/17/2021	05/15/2026
91324P-EL-2	UNITEDHEALTH GROUP INC SENIOR CORP_BND	..0..	2		..1.F FE	2,402,225	94.4420	2,291,151	2,426,000	2,402,324		98			4.950	5.007	MN	15,344	58,376	05/17/2022	05/15/2062
91324P-ET-5	UNITEDHEALTH GROUP INC SENIOR CORP_BND	..0..	2		..1.F FE	8,608,208	110.2210	9,258,539	8,400,000	8,607,596		(612)			6.050	5.888	FA	88,935		10/27/2022	02/15/2063
913259-A#-4	UNITIL CORPORATION CORP_BND				..2.B	15,000,000	84.1030	12,615,450	15,000,000	15,000,000					3.430	3.430	JD	18,579	514,500	12/18/2019	12/18/2029
913903-BA-7	UNIVERSAL HEALTH SERVICES INC SECURED CO	..0..	2		..2.C FE	49,055	76.4420	38,221	50,000	49,055		1			2.650	2.889	JJ	611		12/22/2022	01/15/2032
91412N-AF-7	UNIVERSITY OF CHICAGO SENIOR CORP_BND	..0..			..1.C FE	17,328,499	101.8700	16,925,701	16,615,000	16,932,399		(41,386)			5.420	3.205	AO	225,133	900,533	02/01/2011	10/01/2030
91412N-BC-3	UNIVERSITY OF CHICAGO SENIOR CORP_BND	..0..	1		..1.C FE	2,000,000	83.7010	1,674,028	2,000,000	2,000,000					4.003	4.003	AO	20,015	80,060	09/06/2018	10/01/2053
91481C-AC-4	TRUSTEES OF THE UNIVERSITY OF SENIOR COR	..0..	2		..1.B FE	1,397,930	66.2060	804,399	1,215,000	1,397,605		(291)			3.610	3.116	FA	16,570	43,862	10/18/2021	02/15/2119
917435-AA-7	UTAH HSG CORP MILITARY HSG MUNITAX_BND R				..1.D FE	5,287,334	92.0970	4,887,364	5,306,757	5,291,424		451			5.392	5.419	JJ	143,070	288,300	11/30/2011	07/01/2050
917435-AB-5	UTAH HSG CORP MILITARY HSG MUNITAX_BND R	..0..			..1.E FE	3,382,611	91.0460	3,227,581	3,545,000	3,409,588		(868)			5.442	5.822	JJ	96,459	231,052	06/30/2022	07/01/2050
91752*-AA-7	UTAH SOLAR HOLDINGS LLC CORP_BND				..2.C PL	18,114,159	72.9620	13,216,453	18,114,159	18,114,159					3.590	3.590	JD	1,806	650,298	09/01/2020	12/31/2036
918204-AR-9	VF CORPORATION SENIOR CORP_BND	..0..	1		..2.A FE	5,378,985	98.2540	5,256,562	5,350,000	5,368,374		(1,205)			6.000	5.956	AO	67,767	321,000	09/30/2010	10/15/2033
918204-AT-5	VF CORPORATION SENIOR CORP_BND		1		..2.A FE	23,623,221	101.5510	20,463,461	20,151,000	22,623,385		(107,949)			6.450	5.249	MN	216,623	1,299,740	10/29/2010	11/01/2037
918204-BC-1	VF CORPORATION SENIOR CORP_BND	..0..	1		..2.A FE	1,094,067	82.8330	828,328	1,000,000	1,071,966		(9,449)			2.950	1.858	AO	5,572	29,500	08/18/2020	04/23/2030
91913Y-AE-0	VALERO ENERGY CORPORATION SENIOR CORP_BN	..0..	1		..2.B FE	7,633,391	112.9600	7,483,574	6,625,000	7,230,111		(46,991)			7.500	6.192	AO	104,896	496,875	05/06/2011	04/15/2032
91913Y-AL-4	VALERO ENERGY CORPORATION SENIOR CORP_BN	..0..			..2.B FE	3,929,971	106.6160	4,264,640	4,000,000	3,915,614		(275,024)			6.625	6.143	JD	11,778	265,000	09/13/2011	06/15/2037
91914J-AA-0	VALERO ENERGY PARTNERS LP SENIOR CORP_BN	..0..	1		..2.B FE	23,848,686	96.3570	24,089,250	25,000,000	23,911,760		(1,172,546)			4.375	4.296	JD	48,611	1,093,750	02/15/2018	12/15/2026
91927*-AA-3	VALLEY 2016 LEASE-BACKED PT TR CORP_BND				..1.E	12,481,927	83.2130	10,386,586	12,481,927	12,481,927					4.000	4.000	MON	22,190	499,322	10/25/2016	01/15/2043
919794-AE-7	VALLEY NATIONAL BANCORP SRSUB CORP_BND	..0..	2		..2.B FE	2,000,000	88.2320	1,764,644	2,000,000	2,000,000					3.000	2.998	JD	2,667	60,000	05/25/2021	06/15/2031
920253-AF-8	VALMONT INDUSTRIES INC SENIOR CORP_BND	..0..	1		..2.C FE	3,832,136	86.0580	3,313,225	3,850,000	3,834,826		378			5.000	5.030	AO	48,125	192,500	09/08/2014	10/01/2044
92277G-AF-7	VENTAS REALTY LP SENIOR CORP_BND		1		..2.A FE	6,705,874	95.9560	6,716,934	7,000,000	6,730,918		(245,143)			4.125	4.218	JJ	133,146	288,750	07/09/2015	01/15/2026
92277G-AJ-6	VENTAS REALTY LP SENIOR CORP_BND		1		..2.A FE	4,990,550	92.5200	4,626,010	5,000,000	4,996,492		856			3.250	3.270	AO	34,306	162,500	09/14/2016	10/15/2026
92277G-AU-1	VENTAS REALTY LP SENIOR CORP_BND	..0..	1		..2.A FE	4,975,300	84.3160	4,215,790	5,000,000	4,982,385		2,211			3.000	3.056	JJ	69,167	150,000	08/12/2019	01/15/2030
92277G-AW-7	VENTAS REALTY LP SENIOR CORP_BND	..0..	2		..2.A FE	49,414	78.3060	39,153	50,000	49,472		54			2.500	2.637	MS		1,288	12/02/2021	09/01/2031
92343E-AM-4	VERISIGN INC SENIOR CORP_BND	..0..	2		..2.C FE	50,398	81.0000	40,500	50,000	50,356		(39)			2.700	2.602	JD	60	1,350	12/02/2021	06/15/2031
92343V-BE-3	VERIZONCOMMUNICATIONS INC SENIOR CORP_BND	..0..	1		..2.A FE	7,971,750	91.6680	6,875,123	7,500,000	7,863,233		(12,224)			4.750	4.370	MN	59,375	356,250	01/13/2012	11/01/2041
92343V-BG-8	VERIZONCOMMUNICATIONS INC SENIOR CORP_BND	..0..	1		..2.A FE	3,532,400	79.5790	3,183,148	4,000,000	3,588,405		12,424			3.850	3.667	MN	25,667	154,000	02/05/2018	11/01/2042
92343V-CV-4	VERIZONCOMMUNICATIONS INC SENIOR CORP_BND	..0..	1		..2.A FE	24,961,010	89.1860	19,620,854	22,000,000	24,498,514		(152,265)			4.272	3.200	JJ	433,371	939,840	11/06/2019	01/15/2036
92343V-DC-5	VERIZONCOMMUNICATIONS INC SENIOR CORP_BND	..0..	1		..2.A FE	8,895,283	80.4900	7,163,574	8,900,000	8,896,004		357			4.125	4.128	FA	138,692	367,125	07/27/2016	08/15/2046
92343V-DY-7	VERIZONCOMMUNICATIONS INC SENIOR CORP_BND	..0..	1		..2.A FE	10,449,100	97.3600	9,735,980	10,000,000	10,223,281		(48,384)			4.125	3.549	MS	120,313	412,500	12/22/2017	03/16/2027
92343V-EK-6	VERIZONCOMMUNICATIONS INC SENIOR CORP_BND	..0..	1		..2.A FE	8,179,595	106.9040	7,349,643	6,875,000	7,697,285		15,479			6.800	4.580	MN	77,917	467,500	05/08/2018	05/01/2029
92343V-EM-2	VERIZONCOMMUNICATIONS INC SENIOR CORP_BND	..0..	1		..2.A FE	6,234,231	113.6420	6,213,950	5,468,000	6,053,251		(43,715)			7.875	6.357	JJ	215,303	430,605	05/10/2018	07/01/2032
92343V-FD-7	VERIZONCOMMUNICATIONS INC SENIOR CORP_BND	..0..	2		..2.A FE	1,963,940	78.3830	1,567,666	2,000,000	1,964,487		547			4.000	4.109	MS	22,000	40,000	04/06/2022	03/22/2050
92343V-GB-4	VERIZONCOMMUNICATIONS INC SENIOR CORP_BND		2		..2.A FE	15,448,800	71.9230	10,788,435	15,000,000	15,440,149		(8,651)			3.550	3.386	MS	146,438	532,500	01/10/2022	03/22/2051
92343V-GC-2	VERIZONCOMMUNICATIONS INC SENIOR CORP_BND	..0..	2		..2.A FE	21,839,850	70.5690	14,819,532	21,000,000	21,829,165		(9,734)			3.700	3.510	MS	213,675	777,000	01/10/2022	03/22/2061
92343V-GP-3	VERIZONCOMMUNICATIONS INC SENIOR CORP_BND	..0..	2		..2.A FE	15,562,699	76.4260	12,020,297	15,728,000	15,562,161		2,462			3.875	3.935	MS	203,153	304,730	02/16/2022	03/01/2052
92344G-AM-8	VERIZONCOMMUNICATIONS INC SENIOR CORP_BND	..0..	1		..2.A FE	7,882,338	115.8340	8,108,359	7,000,000	7,864,270		(18,068)			7.750	5.784	JD	45,208	271,250	10/11/2022	12/01/2030
92345Y-AF-3	VERISK ANALYTICS INC SENIOR CORP_BND	..0..	1		..2.B FE	57,875,860	93.7320	51,552,820	55,000,000	56,937,053		(294,751)			4.125	3.456	MS	668,021	2,268,750	09/13/2019	03/15/2029
92345Y-AG-1	VERISK ANALYTICS INC SENIOR CORP_BND	..0..	2		..2.B FE	55,410	70.4510	35,225	50,000	55,276		(125)			3.625	3.047	MN	232	1,813	12/02/2021	05/15/2050

ANNUAL STATEMENT FOR THE YEAR 2022 OF THE AMERICAN EQUITY INVESTMENT LIFE INSURANCE COMPANY

SCHEDULE D - PART 1

Showing All Long-Term BONDS Owned December 31 of Current Year

1	2	Codes			6	7	Fair Value		10	11	Change in Book/Adjusted Carrying Value				Interest					Dates	
		3	4	5			8	9			12	13	14	15	16	17	18	19	20	21	22
CUSIP Identification	Description	C o d e	F o r e i g n	Bond Char	NAIC Designation, NAIC Designation Modifier and SVO Administrative Symbol	Actual Cost	Rate Used to Obtain Fair Value	Fair Value	Par Value	Book/ Adjusted Carrying Value	Unrealized Valuation Increase/ (Decrease)	Current Year's (Amor-tization) Accretion	Current Year's Other-Than-Temporary Impairment Recognized	Total Foreign Exchange Change in Book/ Adjusted Carrying Value	Rate of	Effective Rate of	When Paid	Admitted Amount Due and Accrued	Amount Received During Year	Acquired	Stated Contractual Maturity Date
925524-AX-8	PARAMOUNT GLOBAL SENIOR CORP_BND	..0.	1		2.B FE	745,901	97.4030	633,116	650,000	716,479		(3,242)			6.875	5.765	AO	7,572	44,688	09/16/2010	04/30/2036
92556V-AD-8	VIATRIS INC SENIOR CORP_BND	..0.	2		2.C FE	696,944	78.7730	525,415	667,000	693,084		(3,883)			2.700	2.114	JD	450	18,009	10/28/2021	06/22/2030
92778*-AA-5	VCU HEALTH SYSTEM CORP_BND	..0.			1.B	4,000,000	72.7490	2,909,955	4,000,000	4,000,000					3.008	3.008	MON	5,348	120,353	06/17/2021	09/15/2049
927804-FB-5	VIRGINIA ELECTRIC AND POWER CO SENIOR CO	..0.	1		2.A FE	15,594,801	103.3660	14,264,439	13,800,000	15,054,336		(30,891)			6.000	5.100	MN	105,800	828,000	11/09/2010	05/15/2037
927804-FG-4	VIRGINIA ELECTRIC AND POWER CO SENIOR CO	..0.			2.A FE	14,399,530	131.1800	10,494,360	8,000,000	14,059,564		(297,137)			8.875	2.891	MN	90,722	710,000	11/05/2021	11/15/2038
927804-FU-3	VIRGINIA ELECTRIC AND POWER CO SENIOR CO	..0.	1		2.A FE	13,998,740	94.8680	13,281,520	14,000,000	13,999,578		130			3.150	3.151	JJ	203,350	441,000	01/12/2016	01/15/2026
927804-GJ-7	VIRGINIA ELECTRIC AND POWER CO SENIOR CO	..0.	2		1.F FE	2,092,568	88.5590	1,879,213	2,122,000	2,092,794		226			4.625	4.712	MN	12,540	44,982	05/16/2022	05/15/2052
92783#-AA-4	VIRGINIA INTERNATIONAL GATEWAY CORP_BND	..0.			1.F PL	4,177,053	95.1860	3,975,970	4,177,053	4,177,053					3.930	3.949	MJSD	456	164,158	08/22/2014	06/30/2030
92826C-AE-2	VISA INC SENIOR CORP_BND	..0.	1		1.D FE	52,130,100	94.6610	47,898,517	50,600,000	51,734,839		(72,330)			4.150	3.518	JD	99,162	2,099,900	02/22/2018	12/14/2035
92826C-AF-9	VISA INC SENIOR CORP_BND	..0.	2		1.D FE	63,479	91.8770	45,938	50,000	63,035		(416)			4.300	2.738	JD	102	2,150	12/02/2021	12/14/2045
928563-AJ-4	VMIARE INC SENIOR CORP_BND	..0.	2		2.C FE	3,993,200	87.3290	3,493,172	4,000,000	3,995,066		1,321			1.400	1.435	FA	21,156	58,022	07/20/2021	08/15/2026
928563-AL-9	VMIARE INC SENIOR CORP_BND	..0.	2		2.C FE	48,484	76.3320	38,166	50,000	48,634		141			2.200	2.555	FA	416	1,140	12/02/2021	08/15/2031
929160-AV-1	VULCAN MATERIALS COMPANY SENIOR CORP_BND	..0.	1		2.B FE	24,957,815	83.5700	20,934,285	25,050,000	24,967,934		2,776			4.500	4.522	JD	50,100	1,127,250	12/02/2021	06/15/2047
92928Q-AD-0	WEA FINANCE LLC SENIOR CORP_BND 144A	..0.	1		2.B FE	994,700	67.4550	674,554	1,000,000	995,088		97			4.625	4.658	MS	12,976	46,250	09/12/2018	09/20/2048
92928Q-AE-8	WEA FINANCE LLC SENIOR CORP_BND 144A	..0.	1		2.B FE	1,993,680	86.6820	1,733,644	2,000,000	1,996,071		597			4.125	4.164	MS	23,146	82,500	09/12/2018	09/20/2028
92936U-AE-9	WP CAREY INC SENIOR CORP_BND	..0.	1		2.B FE	14,962,400	96.3250	14,448,810	15,000,000	14,984,246		3,796			4.250	4.281	AO	159,375	637,500	09/09/2016	10/01/2026
92936U-AF-6	WP CAREY INC SENIOR CORP_BND	..0.			2.B FE	7,910,080	90.1620	7,212,976	8,000,000	7,937,927		8,159			3.850	3.986	JJ	142,022	308,000	06/10/2019	07/15/2029
92936U-AI-3	WP CAREY INC SENIOR CORP_BND	..0.	2		2.B FE	49,463	79.7830	39,891	50,000	49,520		53			2.400	2.532	FA	500	1,200	12/02/2021	02/01/2031
92940P-AG-9	WRKCO INC SENIOR CORP_BND	..0.	2		2.B FE	51,766	80.2820	40,141	50,000	51,620		(137)			3.000	2.636	JD	67	1,500	12/02/2021	06/15/2033
92976G-AJ-0	WELLS FARGO BANK NA SUB CORP_BND	..0.			2.A FE	18,976,819	109.0870	14,181,349	13,000,000	18,600,951		(290,476)			6.600	3.015	JJ	395,633	858,000	10/14/2021	01/15/2038
92979B-AC-6	WACKER CHEMIE AG CORP_BND	..0.			2.C	17,000,000	99.3640	16,891,880	17,000,000	17,000,000					4.180	4.180	AO	134,224	710,600	04/23/2013	04/23/2023
929903-AM-4	WELLS FARGO & COMPANY SUB CORP_BND	..0.			2.B FE	10,483,072	98.0230	10,586,484	10,800,000	10,501,310		4,080			5.500	5.812	FA	247,500	33,000	11/16/2022	08/01/2035
931142-CB-7	WALMART INC SENIOR CORP_BND	..0.			1.C FE	1,098,755	105.6210	1,267,452	1,200,000	1,100,097		(40,042)			5.250	5.139	MS	21,000	63,000	05/27/2011	09/01/2035
931142-CK-7	WALMART INC SENIOR CORP_BND	..0.			1.C FE	3,098,821	117.8090	3,063,024	2,600,000	3,096,043		(2,779)			6.500	4.683	FA	63,844		11/16/2022	08/15/2037
931142-CM-3	WALMART INC SENIOR CORP_BND	..0.			1.C FE	11,920,470	114.1060	11,924,067	10,450,000	11,912,703		(7,767)			6.200	4.889	AO	136,779		11/16/2022	04/15/2038
931142-DK-6	WALMART INC SENIOR CORP_BND	..0.	2		1.C FE	8,510,264	96.5450	7,578,751	7,850,000	8,390,519		(16,588)			4.750	4.240	AO	92,183	372,875	07/24/2014	10/02/2043
931142-EC-3	WALMART INC SENIOR CORP_BND	..0.	2		1.C FE	64,529	90.2550	45,127	50,000	64,101		(401)			4.050	2.522	JD	11	2,025	12/02/2021	06/29/2048
931427-AB-4	WALGREENS BOOTS ALLIANCE INC SENIOR CORP	..0.	1		2.B FE	9,968,550	87.8810	8,788,130	10,000,000	9,978,032		1,363			4.500	4.524	MN	53,750	450,000	11/10/2014	11/18/2034
931427-AC-2	WALGREENS BOOTS ALLIANCE INC SENIOR CORP	..0.	1		2.B FE	9,998,400	84.5600	8,456,010	10,000,000	9,998,639		35			4.800	4.801	MN	57,333	480,000	11/06/2014	11/18/2044
931427-AI-5	WALGREENS BOOTS ALLIANCE INC SENIOR CORP	..0.	2		2.B FE	4,024,506	74.0910	3,741,616	5,050,000	4,029,941		5,445			4.100	5.542	AO	43,711	104,550	04/21/2022	08/15/2050
93884P-CM-0	WASHINGTON GAS LIGHT COMPANY SENIOR CORP	..0.			1.G FE	4,344,110	104.5570	4,443,668	4,250,000	4,282,980		(6,735)			6.570	6.354	MS	82,216	279,225	02/22/2010	02/22/2027
93884P-DT-4	WASHINGTON GAS LIGHT COMPANY SENIOR CORP	..0.	1		1.G FE	25,000,000	100.5410	25,135,325	25,000,000	25,000,000					5.211	5.211	MS	383,588	1,302,750	11/30/2010	12/03/2040
93884P-DI-7	WASHINGTON GAS LIGHT COMPANY SENIOR CORP	..0.	1		1.G FE	23,833,000	74.9810	18,745,325	25,000,000	23,852,403		19,403			3.796	4.097	MS	279,428	664,300	04/21/2022	09/15/2046
93884P-DY-3	WASHINGTON GAS LIGHT COMPANY SENIOR CORP	..0.	1		1.G FE	10,772,300	72.6960	7,269,620	10,000,000	10,742,421		(17,801)			3.650	3.228	MS	107,472	365,000	04/14/2021	09/15/2049
940663-AC-1	WASHINGTON UNIVERSITY CORP_BND	..0.	2		1.B FE	5,000,000	79.0420	3,952,085	5,000,000	5,000,000					3.524	3.524	AO	37,198	92,016	03/31/2022	04/15/2054
94106L-BB-4	WASTE MANAGEMENT INC SENIOR CORP_BND	..0.	2		2.A FE	56,625	86.9700	43,485	50,000	56,151		(443)			3.900	2.666	MS	650	1,950	12/02/2021	03/01/2035
94106L-BC-2	WASTE MANAGEMENT INC SENIOR CORP_BND	..0.	1		2.A FE	2,014,440	85.7770	1,715,530	2,000,000	2,012,612		(358)			4.100	4.056	MS	27,333	82,000	03/22/2017	03/01/2045
94684#-AA-2	WELLS DAIRY INC CORP_BND	..0.			4.A	3,220,008	94.3340	3,037,563	3,220,008	3,220,008					6.420	6.506	MON	574	207,063	11/01/2005	01/18/2027
948741-AM-5	KIMCO REALTY CORPORATION SENIOR CORP_BND	..0.	1		2.A FE	4,957,750	92.1940	4,609,675	5,000,000	4,983,079		4,325			3.250	3.350	FA	61,389	162,500	08/02/2016	08/15/2026
94973V-AH-0	ELEVANCE HEALTH INC SENIOR CORP_BND	..0.	1		2.B FE	4,415,083	103.9170	4,489,219	4,320,000	4,382,778		(3,562)			5.950	5.780	JD	11,424	257,040	07/22/2010	12/15/2034
94973V-AN-7	ELEVANCE HEALTH INC SENIOR CORP_BND	..0.	1		2.B FE	995,610	107.3350	1,073,353	1,000,000	996,923		126			6.375	6.408	JD	2,833	63,750	06/05/2007	06/15/2037
94973V-BL-0	ELEVANCE HEALTH INC SENIOR CORP_BND	..0.	2		2.B FE	64,785	85.0300	42,526	50,000	64,507		(261)			4.850	3.343	FA	916	2,425	12/02/2021	08/15/2054
949746-NL-1	WELLS FARGO & COMPANY JRSUB CORP_BND	..0.	1		2.B FE	3,833,541	98.3930	3,443,769	3,500,000	3,796,249		(13,701)			5.950	5.095	JD	9,256	208,250	04/01/2020	12/15/2036
949746-RW-3	WELLS FARGO & COMPANY SENIOR CORP_BND	..0.			2.A FE	4,982,850	93.6520	4,682,575	5,000,000	4,993,746		1,771			3.000	3.040	AO	28,750	150,000	04/15/2016	04/22/2026
94974B-FN-5	WELLS FARGO & COMPANY SUB CORP_BND	..0.			2.B FE	9,911,500	99.2960	9,929,590	10,000,000	9,993,146		10,664			4.125	4.238	FA	155,833	412,500	01/10/2014	08/15/2023

ANNUAL STATEMENT FOR THE YEAR 2022 OF THE AMERICAN EQUITY INVESTMENT LIFE INSURANCE COMPANY

SCHEDULE D - PART 1

Showing All Long-Term BONDS Owned December 31 of Current Year

1	2	Codes			6	7	Fair Value		10	11	Change in Book/Adjusted Carrying Value				Interest					Dates	
		3	4	5			8	9			12	13	14	15	16	17	18	19	20	21	22
CUSIP Identification	Description	C o d e	F o r e i g n	Bond Char	NAIC Designation, NAIC Designation Modifier and SVO Administrative Symbol	Actual Cost	Rate Used to Obtain Fair Value	Fair Value	Par Value	Book/ Adjusted Carrying Value	Unrealized Valuation Increase/ (Decrease)	Current Year's (Amor-tization) Accretion	Current Year's Other-Than-Temporary Impairment Recognized	Total Foreign Exchange Change in Book/ Adjusted Carrying Value	Rate of	Effective Rate of	When Paid	Admitted Amount Due and Accrued	Amount Received During Year	Acquired	Stated Contractual Maturity Date
94974B-GU-8	WELLS FARGO & COMPANY SUB CORP_BND	..0. 2.B FE	23,646,400	..84.6000	16,920,000	20,000,000	23,491,323 (90,097)4.750	..3.650	JD	63,333	950,000	03/25/2021	12/07/2046
94980V-AG-3	WELLS FARGO BANK NA SUB CORP_BND 2.A FE	14,052,189	101.2300	12,294,359	12,145,000	13,476,509 (67,494)5.950	..4.843	FA	250,912	722,628	05/03/2012	08/26/2036
95000U-2L-6	WELLS FARGO & COMPANY SENIOR CORP_BND	..0.	2 2.A FE	3,603,160	..93.6910	3,747,656	4,000,000	3,609,753 6,5934.478	..5.993	AO	43,287	..	10/25/2022	04/04/2031
95000U-20-5	WELLS FARGO & COMPANY SENIOR CORP_BND M	..	2 2.A FE	9,895,400	..71.7910	7,179,090	10,000,000	9,899,570 4,1703.068	..3.140	AO	51,986	306,800	01/10/2022	04/30/2041
95000U-2U-6	WELLS FARGO & COMPANY SENIOR CORP_BND	..	2 2.A FE	31,744,000	..84.6120	26,859,202	31,744,000	31,744,0003.350	..3.350	MS	351,521	531,712	02/23/2022	03/02/2033
95000U-2V-4	WELLS FARGO & COMPANY SENIOR CORP_BND	..0.	2 2.A FE	4,345,000	..93.0420	4,042,675	4,345,000	4,345,0003.526	..3.526	MS	41,280	76,602	03/17/2022	03/24/2028
95000U-2Z-5	WELLS FARGO & COMPANY SENIOR CORP_BND	..	2 2.A FE	36,710,000	..85.2620	31,299,607	36,710,000	36,710,0004.611	..4.611	AO	310,328	846,349	04/18/2022	04/25/2053
95040Q-AC-8	WELLTOWER INC SENIOR CORP_BND	..0.	1 2.A FE	19,129,997	..96.7010	18,083,050	18,700,000	18,895,201 (558,544)4.250	..3.130	AO	198,688	794,750	01/03/2022	04/01/2026
95040Q-AJ-3	WELLTOWER INC SENIOR CORP_BND	..0.	1 2.A FE	4,990,800	..84.6800	4,233,995	5,000,000	4,993,395 8273.100	..3.121	JJ	71,472	155,000	08/08/2019	01/15/2030
95040Q-AP-9	WELLTOWER INC SENIOR CORP_BND	..	2 2.A FE	17,960,081	..78.3200	14,078,074	17,975,000	17,962,141 2,0602.750	..2.759	JJ	227,933	324,049	11/16/2021	01/15/2032
957576-AA-9	WESTERN & SOUTHERN FINANCIAL G SENIOR CO	..0.	1 1.F FE	38,539,800	101.4220	38,540,474	38,000,000	38,357,388 (21,428)5.750	..5.630	JJ	1,007,528	2,185,000	09/10/2013	07/15/2033
957638-AD-1	WESTERN ALLIANCE BANCORP SUB CORP_BND	..0.	2 2.B FE	25,050,934	..85.0130	21,295,807	25,050,000	25,050,723 (198)3.000	..2.999	JD	33,400	751,500	12/02/2021	06/15/2031
958102-AM-7	WESTERN DIGITAL CORPORATION SENIOR CORP_	..0.	2 2.C FE	9,867,200	..94.1250	8,471,250	9,000,000	9,645,614 (215,821)4.750	..2.157	FA	161,500	427,500	12/20/2021	02/15/2026
959802-AM-1	WESTERN UNION CO/THE SENIOR CORP_BND	..0.	1 2.B FE	22,045,003	..93.6430	20,695,147	22,100,000	22,056,838 89,7616.200	..5.375	JD	38,061	1,370,200	12/02/2013	06/21/2040
960413-AS-1	WESTLAKE CORP SENIOR CORP_BND	..	2 2.B FE	63,707	..84.1840	42,092	50,000	63,306 (375)5.000	..3.339	FA	944	2,500	12/02/2021	08/15/2046
96145D-AD-7	WRKCO INC SENIOR CORP_BND	..0.	1 2.B FE	12,995,216	..91.0380	11,834,966	13,000,000	12,997,333 5153.375	..3.380	MS	129,188	438,750	02/20/2019	09/15/2027
96145D-AH-8	WRKCO INC SENIOR CORP_BND	..	1 2.B FE	9,984,163	..92.9450	9,294,460	10,000,000	9,990,368 1,6334.000	..4.021	MS	117,778	400,000	02/20/2019	03/15/2028
961548-AV-6	WESTROCK MIV LLC SENIOR CORP_BND	..0.	2 2.B FE	4,659,803	..113.4300	4,877,490	4,300,000	4,530,193 (174,093)8.200	..6.670	JJ	162,588	352,600	10/19/2005	01/15/2030
96188I-AD-0	WETT HOLDINGS LLC SECURED CORP_BND 2.B PL	28,710,000	..88.4340	25,389,479	28,710,000	28,710,0003.540	..3.556	MJSD	2,823	1,016,334	07/27/2020	12/30/2030
962166-BR-4	WEYERHAEUSER COMPANY SENIOR CORP_BND	..0. 2.B FE	70,805	..111.4870	55,743	50,000	68,899 (1,784)7.375	..2.708	MS	1,086	3,688	12/02/2021	03/15/2032
962166-BX-1	WEYERHAEUSER COMPANY SENIOR CORP_BND	..	1 2.B FE	46,798,840	..91.6940	43,096,321	47,000,000	46,859,761 17,3684.000	..4.050	MN	240,222	1,880,000	02/22/2019	11/15/2029
962166-CB-8	WEYERHAEUSER COMPANY SENIOR CORP_BND	..	2 2.B FE	8,033,246	..76.5440	6,257,439	8,175,000	8,035,242 1,9974.000	..4.101	MS	101,733	163,500	02/23/2022	03/09/2052
963320-AR-7	WHIRLPOOL CORPORATION SENIOR CORP_BND	..0.	1 2.B FE	3,995,720	..98.5780	3,943,124	4,000,000	3,999,414 4824.000	..4.013	MS	53,333	160,000	02/21/2014	03/01/2024
963320-AX-4	WHIRLPOOL CORPORATION SENIOR CORP_BND	..	2 2.B FE	12,921,307	..80.9510	8,540,288	10,550,000	12,859,852 (52,296)4.600	..3.357	MN	62,011	485,300	12/02/2021	05/15/2050
96332H-CF-4	WHIRLPOOL CORPORATION SENIOR CORP_BND	..0.	1 2.B FE	998,010	..99.7770	997,771	1,000,000	999,961 4,8953.700	..3.724	MS	12,333	37,000	02/22/2013	03/01/2023
96332H-CG-2	WHIRLPOOL CORPORATION SENIOR CORP_BND 2.B FE	12,241,800	..87.5640	8,756,360	10,000,000	12,172,078 (69,722)5.150	..3.623	MS	171,667	515,000	01/07/2022	03/01/2043
96928*-FV-4	WILLIAM BLAIR & COMPANY LLC CORP_BND 1.E	12,917,406	..76.5230	9,884,787	12,917,406	12,917,4064.090	..4.090	MON	23,481	528,435	09/30/2014	09/15/2044
96949L-AB-1	WILLIAMS COMPANIES INC SENIOR CORP_BND	..0.	1 2.B FE	6,871,480	..97.0000	6,790,000	7,000,000	6,961,034 13,3314.000	..4.220	MS	82,444	280,000	05/05/2015	09/15/2025
970648-AF-8	WILLIS NORTH AMERICA INC SENIOR CORP_BND	..0.	1 2.B FE	5,994,840	..97.3370	5,840,244	6,000,000	5,998,883 7803.600	..3.614	MN	27,600	216,000	05/11/2017	05/15/2024
970648-AH-4	WILLIS NORTH AMERICA INC SENIOR CORP_BND	..	2 2.B FE	5,047,431	..84.6370	3,293,647	3,890,000	5,016,547 (28,023)5.050	..3.341	MS	57,842	196,445	11/19/2021	05/15/2048
970648-AJ-0	WILLIS NORTH AMERICA INC SENIOR CORP_BND	..	1 2.B FE	24,744,360	..84.3880	21,097,025	25,000,000	24,819,843 23,7422.950	..3.069	MS	217,153	737,500	09/17/2019	09/15/2029
97263B-AA-1	WILTON RE FINANCE LLC SENIOR CORP_BND 14	..0.	1 2.B FE	15,618,125	..100.4770	15,096,639	15,025,000	15,046,381 (84,349)5.875	..5.284	MS	223,132	882,719	07/16/2015	03/30/2033
976657-AG-4	WEC ENERGY GROUP INC SENIOR CORP_BND	..	1 2.A FE	1,160,015	..101.9530	1,121,482	1,100,000	1,136,313 (2,538)6.200	..5.769	AO	17,050	68,200	08/03/2010	04/01/2033
976826-BE-6	WISCONSIN POWER AND LIGHT COMP SENIOR CO	..0.	1 1.G FE	1,342,411	104.7890	1,170,490	1,117,000	1,274,968 (7,190)6.375	..5.000	FA	26,901	71,209	10/13/2010	08/15/2037
976826-BK-2	WISCONSIN POWER AND LIGHT COMP SENIOR CO	..0.	1 1.G FE	25,008,390	..77.9580	19,489,450	25,000,000	25,006,889 (214)4.100	..4.098	AO	216,389	1,025,000	10/06/2014	10/15/2044
976826-BP-1	WISCONSIN POWER AND LIGHT COMP SENIOR CO	..	2 1.G FE	49,467	..78.9070	39,453	50,000	49,520 501.950	..2.071	MS	284	975	12/02/2021	09/16/2031
976843-BN-1	WISCONSIN PUBLIC SERVICE CORPO SENIOR CO	..0.	2 1.F FE	11,579,988	..63.8100	7,401,995	11,600,000	11,580,556 5152.850	..2.859	JD	27,550	342,538	12/02/2021	12/01/2051
97786I-AL-6	WOLSELEY CAPITAL INC CORP_BND 2.A FE	15,000,000	..92.3210	13,848,150	15,000,000	15,000,0003.830	..3.830	MS	191,500	574,500	09/01/2015	09/01/2027
980745-GH-4	WOODWARD INC CORP_BND 2.C	2,000,000	..94.4480	1,888,960	2,000,000	2,000,0004.610	..4.610	MN	7,939	92,200	05/31/2018	05/30/2033
980745-GI-8	WOODWARD INC CORP_BND 2.C	5,000,000	..95.2950	4,764,750	5,000,000	5,000,0004.410	..4.410	MN	18,988	220,500	05/31/2018	05/30/2029
980745-GJ-6	WOODWARD INC CORP_BND 2.C	4,000,000	..95.4420	3,817,680	4,000,000	4,000,0004.460	..4.460	MN	15,362	178,400	05/31/2018	05/30/2030
981811-AE-2	WORTHINGTON INDUSTRIES INC SENIOR CORP_B	..0.	1 2.B FE	21,063,690	..97.7150	20,520,150	21,000,000	21,020,931 (5,786)4.550	..4.517	AO	201,717	955,500	04/10/2014	04/15/2026
983024-AG-5	WYETH LLC SENIOR CORP_BND	..0. 1.E FE	4,229,129	..112.0520	3,933,036	3,510,000	3,953,829 (29,352)6.500	..5.000	FA	95,063	228,150	10/15/2010	02/01/2034
983024-AL-4	WYETH LLC SENIOR CORP_BND	..0. 1.E FE	11,654,062	..106.5320	12,295,923	11,542,000	11,653,284 (1,176,381)6.000	..4.896	FA	261,619	692,520	08/20/2013	02/15/2036
98385X-AM-8	XTO ENERGY INC SENIOR CORP_BND	..0.	1 1.D FE	5,723,736	..116.1930	5,028,102	4,563,000	5,377,078 (37,156)6.750	..5.011	FA	128,334	308,003	11/15/2010	08/01/2037

ANNUAL STATEMENT FOR THE YEAR 2022 OF THE AMERICAN EQUITY INVESTMENT LIFE INSURANCE COMPANY

SCHEDULE D - PART 1

Showing All Long-Term BONDS Owned December 31 of Current Year

1	2	Codes			6	7	Fair Value		10	11	Change in Book/Adjusted Carrying Value				Interest					Dates	
		3	4	5			8	9			12	13	14	15	16	17	18	19	20	21	22
CUSIP Identification	Description	C o d e	F o r e i g n	Bond Char	NAIC Designation, NAIC Designation Modifier and SVO Administrative Symbol	Actual Cost	Rate Used to Obtain Fair Value	Fair Value	Par Value	Book/ Adjusted Carrying Value	Unrealized Valuation Increase/ (Decrease)	Current Year's (Amor-tization) Accretion	Current Year's Other-Than-Temporary Impairment Recognized	Total Foreign Exchange Change in Book/ Adjusted Carrying Value	Rate of	Effective Rate of	When Paid	Admitted Amount Due and Accrued	Amount Received During Year	Acquired	Stated Contractual Maturity Date
98389B-AR-1	NORTHERN STATES POWER COMPANY SENIOR COR0..	1	2.A FE	4,196,333	..95.8290	4,168,548	4,350,000	4,210,155	(150,784)	3.300	3.209	JD	11,963	143,550	03/03/2016	06/01/2025
98419M-AK-6	XYLEM INC SENIOR CORP_BND0..	1	2.B FE	33,298,690	..83.2470	27,471,411	33,000,000	33,263,331	242,350	4.375	4.320	MN	240,625	1,443,750	01/17/2017	11/01/2046
98419M-AL-4	XYLEM INC SENIOR CORP_BND0..	2	2.B FE	50,024	..81.3370	40,669	50,000	50,022	(2)	2.250	2.244	JJ	472	1,125	12/02/2021	01/30/2031
98956P-AV-4	ZIMMER BIOMET HOLDINGS INC SENIOR CORP_B0..	2	2.B FE	50,176	..81.0800	40,540	50,000	50,159	(16)	2.600	2.558	MN	134	1,300	12/02/2021	11/24/2031
98978V-AH-6	ZOETIS INC SENIOR CORP_BND0..	1	2.A FE	6,347,140	..90.7690	5,446,134	6,000,000	6,303,864	(2,217)	4.700	4.314	FA	117,500	282,000	03/05/2018	02/01/2043
98978V-AM-5	ZOETIS INC SENIOR CORP_BND0..	1	2.A FE	9,940,800	..80.1850	8,018,500	10,000,000	9,946,881	1,246	3.950	3.984	MS	119,597	395,000	09/05/2017	09/12/2047
98978V-AP-8	ZOETIS INC SENIOR CORP_BND0..	2	2.A FE	64,817	..86.9620	43,481	50,000	64,404	(387)	4.450	2.839	FA	810	2,225	12/02/2021	08/20/2048
BAN10G-X5-7	SKYWILES IP LTD SECURED CORP_BND 144A0..	2.B FE	1,600,000	..97.9360	1,566,968	1,600,000	1,600,000	4.500	4.522	JAJO	14,200	72,000	09/16/2020	10/20/2025
BMS0ZC-TM-7	WARNERMEDIA HOLDINGS INC SENIOR CORP_BND0..	1	2.C FE	2,343,863	..74.2350	1,855,873	2,500,000	2,344,567	704	5.391	5.789	MS	39,684	67,388	05/06/2022	03/15/2062
G0369B-AW-6	ANGLIAN WATER SERVICES LTD CORP_BND0..	1.G FE	12,000,000	..91.7280	11,007,360	12,000,000	12,000,000	3.290	3.290	AO	70,187	394,800	04/26/2016	04/27/2026
G1R07C-AB-4	CANARY WHARF GROUP INVESTMENT SECURED CO0..	2	3.A FE	32,857,369	..69.7040	20,123,266	28,869,600	28,734,023	26,181	(3,620,545)	3.375	3.473	AO	187,375	972,344	10/15/2021	04/23/2028
G5814#-AA-2	MARI BOYLE LTD CORP_BND	2.C PL	7,876,618	..98.5750	7,876,376	7,876,618	7,876,618	5.580	5.580	MJSD	1,221	439,515	09/26/2018	06/30/2031
G5814#-AB-0	MARI BOYLE LTD CORP_BND	2.C PL	7,876,618	..98.5750	7,876,376	7,876,618	7,876,618	5.580	5.580	MJSD	1,221	439,515	09/26/2018	06/30/2031
G6365#-AA-7	COLIDIM SA SECURED CORP_BND	3.B FE	4,797,122	..95.9100	4,600,902	4,797,122	4,797,122	8.000	7.999	JD	18,122	389,100	06/29/2018	06/30/2033
G8090*-AC-1	MESTAMO MARINE LTD CORP_BND	2.C	15,000,000	..84.1960	12,629,400	15,000,000	15,000,000	3.830	3.830	MS	191,500	574,500	02/27/2020	03/01/2035
P0606*-AA-9	AES MEXICO GENERATION HOLDINGS CORP_BND0..	2.C PL	600,273	..93.5000	561,255	600,273	600,273	5.620	5.660	MJSD	94	32,136	11/26/2019	11/26/2027
PPE30K-P6-9	NER NOTE ISSUER 1 LTD SENIOR CORP_BND0..	2.B FE	18,847,868	..95.2840	17,958,945	18,847,868	18,847,868	4.500	4.524	MJSD	2,356	812,814	12/30/2021	12/30/2028
PPF0MB-H1-9	SCF FUNDING LLC SENIOR CORP_BND0..	2.C FE	20,000,000	..100.0000	20,000,000	20,000,000	20,000,000	8.200	8.194	AO	145,778	06/24/2016	04/30/2031
Q6518#-AB-6	NSW PORTS CORP_BND	2.B FE	8,000,000	..94.5100	7,560,800	8,000,000	8,000,000	3.440	3.440	AO	47,396	275,200	04/29/2015	04/29/2027
R9836#-AA-6	WELCO ECO SHIP AS SENIOR CORP_BND0..	1.G PL	4,211,925	..95.0720	4,044,578	4,254,235	4,226,940	2,279	5.300	5.503	MON	626	248,943	04/30/2022	04/30/2031
R9836#-AB-4	WELCO ECO SHIP AS SENIOR CORP_BND0..	1.G PL	4,238,695	..95.3320	4,081,667	4,281,510	4,253,790	2,560	5.360	5.519	MON	637	228,992	06/24/2016	04/30/2031
T50136-75-6	HPS CORPORATE LENDING FUND SENIOR CORP_B0..	2.C	15,000,000	..100.1330	15,019,929	15,000,000	15,000,000	8.370	8.370	MN	163,913	10/28/2022	11/14/2025
008474-C#-3	AGNICO EAGLE MINES LTD CORP_BND	A	2.A FE	1,000,000	..96.5060	965,060	1,000,000	1,000,000	4.420	4.420	JD	246	44,200	06/29/2017	06/29/2025
008474-E*-5	AGNICO EAGLE MINES LTD CORP_BND	A	2.A FE	2,000,000	..93.0450	1,860,900	2,000,000	2,000,000	4.380	4.380	AO	20,927	87,600	04/05/2018	04/05/2028
008474-F#-2	AGNICO EAGLE MINES LTD CORP_BND	A	2.A FE	6,000,000	..78.4570	4,707,420	6,000,000	6,000,000	2.880	2.880	AO	40,320	172,800	04/07/2020	04/07/2032
008916-AC-2	AGRIUM INC SENIOR CORP_BND0..	A	1	2.B FE	2,650,956	..104.6340	2,369,962	2,265,000	2,401,225	(28,568)	7.800	6.113	FA	73,613	176,670	02/09/2011	02/01/2027
013716-AU-9	RIO TINTO ALCAN INC SENIOR CORP_BND0..	A	1	1.F FE	3,193,112	..107.4650	3,438,870	3,200,000	3,195,883	257	6.125	6.141	JD	8,711	196,000	02/12/2010	12/15/2033
013716-AW-5	RIO TINTO ALCAN INC SENIOR CORP_BND0..	A	1	1.F FE	2,083,863	..102.3070	2,250,745	2,200,000	2,093,037	(37,892)	5.750	6.016	JD	10,542	126,500	02/11/2010	06/01/2035
015644-A#-4	ALGOMA CENTRAL CORP CORP_BND	A	2.B PL	8,000,000	..84.7460	6,779,680	8,000,000	8,000,000	3.370	3.370	JD	15,727	269,600	12/10/2020	12/10/2027
01626P-AG-1	ALIMENTATION COUCHE-TARD INC SENIOR CORP0..	A	1	2.B FE	31,412,736	..79.0000	23,337,390	29,541,000	31,360,310	(48,390)	4.500	4.080	JJ	572,357	1,238,423	04/21/2022	07/26/2047
01626P-AH-9	ALIMENTATION COUCHE-TARD INC SENIOR CORP	A	1	2.B FE	14,979,900	..92.2500	13,837,500	15,000,000	14,989,933	1,995	3.550	3.566	JJ	229,271	532,500	07/19/2017	07/26/2027
01626P-AM-8	ALIMENTATION COUCHE-TARD INC SENIOR CORP0..	A	1	2.B FE	7,388,816	..83.5720	6,155,877	7,366,000	7,383,683	(2,471)	2.950	2.909	JJ	94,162	217,297	09/24/2020	01/25/2030
01626P-AQ-9	ALIMENTATION COUCHE-TARD INC SENIOR CORP0..	A	2	2.B FE	53,655	..67.9530	33,977	50,000	53,572	(77)	3.625	3.234	MN	242	1,813	12/02/2021	05/13/2051
06368B-GS-1	BANK OF MONTREAL SUB CORP_BND	A	2	2.A FE	53,530	..88.1120	44,056	50,000	52,942	(550)	3.803	2.532	JD	85	1,902	12/02/2021	12/15/2032
06368D-H7-2	BANK OF MONTREAL SUB CORP_BND	A	2	2.A FE	16,305,000	..75.8930	12,374,354	16,305,000	16,305,000	3.088	3.088	JJ	239,162	251,749	01/05/2022	01/10/2037
067901-AA-6	BARRICK GOLD CORP SENIOR CORP_BND0..	A	1	2.A FE	4,388,850	..99.5620	4,485,286	4,505,000	4,426,939	4,387	5.800	6.006	MN	33,387	261,290	06/23/2014	11/15/2034
06849V-AA-1	BARRICK GOLD FINANCE CO SENIOR CORP_BND0..	A	1	2.A FE	7,756,252	..98.5970	7,903,519	8,016,000	7,845,434	11,781	5.800	6.054	MN	59,407	464,928	04/13/2010	11/15/2034
0778FP-AA-7	BELL TELEPHONE COMPANY OF CANA SENIOR CO0..	A	1	2.A FE	25,000,000	..85.7250	21,431,250	25,000,000	25,000,000	4.464	4.464	AO	279,000	1,116,000	03/26/2018	04/01/2048
0778FP-AB-5	BELL TELEPHONE COMPANY OF CANA SENIOR CO0..	A	2	2.A FE	715,800	..82.3400	558,263	678,000	715,082	(700)	4.300	3.958	JJ	12,309	15,652	03/09/2022	07/29/2049
0778FP-AJ-8	BELL TELEPHONE COMPANY OF CANA SENIOR CO	A	2	2.A FE	62,326,876	..73.9450	46,485,713	62,865,000	62,335,770	8,895	3.650	3.697	FA	866,839	1,172,782	02/08/2022	08/15/2052
10549P-AG-6	BROOKFIELD CORP SENIOR CORP_BND	A	1	1.G FE	5,451,200	..108.1890	5,409,435	5,000,000	5,284,821	(19,158)	7.375	6.597	MS	122,917	368,750	10/07/2010	03/01/2033
112585-AA-7	BROOKFIELD CORP SENIOR CORP_BND	A	1	1.G FE	23,804,610	..98.1040	23,544,936	24,000,000	23,949,400	23,266	4.000	4.109	JJ	442,667	960,000	12/15/2015	01/15/2025
11259P-20-8	BROOKFIELD BRP HOLDINGS CANAD SUB PFD_E0..	A	2.C FE	35,000,000	..14.5800	20,412,000	1,400,000	35,000,000	4.875	4.875	1,521,408	12/07/2021
11271L-AB-8	BROOKFIELDFINANCEINC SENIOR CORP_BND0..	A	1	1.G FE	16,222,400	..81.0020	12,150,300	15,000,000	16,160,476	(28,248)	4.700	4.183	MS	197,792	705,000	03/11/2021	09/20/2047
11271L-AC-6	BROOKFIELDFINANCEINC SENIOR CORP_BND0..	A	1	1.G FE	1,993,080	..92.2490	1,844,978	2,000,000	1,996,175	670	3.900	3.942	JJ	33,800	78,000	01/11/2018	01/25/2028
11271L-AD-4	BROOKFIELDFINANCEINC SENIOR CORP_BND	A	1	1.G FE	4,698,872	..96.0910	4,804,570	5,000,000	4,708,535	(285,138)	4.850	4.871	MS	61,972	242,500	01/24/2019	03/29/2029
124765-G#-1	CAE INC CORP_BND	A	2.C PL	11,000,000	..89.7600	9,873,600	11,000,000	11,000,000	4.720	4.720	MS	155,760	519,200	03/13/2019	03/13/2034

ANNUAL STATEMENT FOR THE YEAR 2022 OF THE AMERICAN EQUITY INVESTMENT LIFE INSURANCE COMPANY

SCHEDULE D - PART 1

Showing All Long-Term BONDS Owned December 31 of Current Year

1	2	Codes			6	7	Fair Value		10	11	Change in Book/Adjusted Carrying Value				Interest					Dates	
		3	4	5			8	9			12	13	14	15	16	17	18	19	20	21	22
CUSIP Identification	Description	C o d e	F o r e i g n	Bond Char	NAIC Designation, NAIC Designation Modifier and SVO Administrative Symbol	Actual Cost	Rate Used to Obtain Fair Value	Fair Value	Par Value	Book/ Adjusted Carrying Value	Unrealized Valuation Increase/ (Decrease)	Current Year's (Amor-tization) Accretion	Current Year's Other-Than-Temporary Impairment Recognized	Total Foreign Exchange Change in Book/ Adjusted Carrying Value	Rate of	Effective Rate of	When Paid	Admitted Amount Due and Accrued	Amount Received During Year	Acquired	Stated Contractual Maturity Date
124900-AB-7	CCL INDUSTRIES INC SENIOR CORP_BND 144A	A	1		2.B FE	23,881,680	.90.9160	21,819,840	24,000,000	23,951,251		12,022			3.250	3.308	AO	195,000	780,000	09/15/2016	10/01/2026
12532H-AF-1	CGI INC SENIOR CORP_BND	A	2		2.A FE	48,522	.76.3070	38,154	50,000			78			2.300	2.663	MS	342	575	06/09/2022	09/14/2031
125491-AP-5	CI FINANCIAL CORP SENIOR CORP_BND	A	2		2.B FE	10,912,545	.59.5540	6,014,924	10,100,000	10,894,011		(16,132)			4.100	3.649	JD	18,404	414,100	10/25/2021	06/15/2051
136375-BL-5	CANADIAN NATIONAL RAILWAY COMP SENIOR CO	A	1		1.F FE	7,978,029	.110.1290	8,149,509	7,400,000	7,796,368		(443,689)			6.250	5.023	FA	192,708	462,500	11/30/2010	08/01/2034
136375-BN-1	CANADIAN NATIONAL RAILWAY COMP SENIOR CO	A	1		1.F FE	5,117,985	.109.3480	4,920,656	4,500,000	4,921,648		(21,255)			6.200	5.220	JD	23,250	279,000	11/18/2010	06/01/2036
136375-BQ-4	CANADIAN NATIONAL RAILWAY COMP SENIOR CO	A	1		1.F FE	4,690,048	.110.6140	4,148,014	3,750,000	4,499,229		(35,072)			6.375	4.508	MN	30,547	239,063	02/01/2019	11/15/2037
136375-BZ-4	CANADIAN NATIONAL RAILWAY COMP SENIOR CO	A	1		1.F FE	17,498,934	.87.0760	14,160,234	16,262,000	17,274,508		(31,844)			4.500	4.046	MN	109,769	731,790	02/25/2015	11/07/2043
136375-CK-6	CANADIAN NATIONAL RAILWAY COMP SENIOR CO	A	1		1.F FE	9,891,400	.74.0790	7,407,910	10,000,000	9,906,687		2,596			3.200	3.257	FA	132,444	320,000	07/28/2016	08/02/2046
136375-CP-5	CANADIAN NATIONAL RAILWAY COMP SENIOR CO	A	2		1.F FE	57,303	.80.3550	40,178	50,000	57,094		(196)			3.650	2.844	FA	750	1,825	12/02/2021	02/03/2048
136385-AE-1	CANADIAN NATURAL RESOURCES LTD SENIOR CO	A	1		2.A FE	779,991	.101.9890	759,819	745,000	766,714		(1,443)			6.450	6.070	JD	133	48,053	02/16/2010	06/30/2033
136385-AG-6	CANADIAN NATURAL RESOURCES LTD SENIOR CO	A	1		2.A FE	5,033,261	.96.4620	5,339,183	5,535,000	5,040,264		(429,686)			5.850	5.981	FA	134,916	323,798	03/03/2010	02/01/2035
13645R-AE-4	CANADIAN PACIFIC RAILWAY COMPA SENIOR CO	A	1		2.B FE	2,634,625	.102.5480	2,563,698	2,500,000	2,580,832		(5,829)			5.750	5.335	MS	42,326	143,750	10/07/2010	03/15/2033
13645R-AF-1	CANADIAN PACIFIC RAILWAY COMPA SENIOR CO	A	1		2.B FE	3,720,402	.104.2060	3,846,251	3,691,000	3,688,893		(203,216)			5.950	5.413	MN	28,062	219,615	12/02/2021	05/15/2037
13645R-AK-0	CANADIAN PACIFIC RAILWAY COMPA SENIOR CO	A	1		2.B FE	7,603,840	.99.7890	7,983,088	8,000,000	7,991,177		41,976			4.450	5.000	MS	104,822	356,000	02/04/2011	03/15/2023
13645R-AT-1	CANADIAN PACIFIC RAILWAY COMPA SENIOR CO	A	1		2.B FE	750,908	.95.2710	714,532	750,000	750,202		1,356			3.700	3.684	FA	11,563	27,750	07/29/2015	02/01/2026
13645R-BG-8	CANADIAN PACIFIC RAILWAY COMPA SENIOR CO	A	2		2.B FE	7,351,424	.75.9840	5,615,203	7,390,000	7,352,969		1,435			3.000	3.035	JD	17,859	221,700	11/17/2021	12/02/2041
13805Q-A@-1	CANPOTEX LTD CORP_BND	A			1.G	4,000,000	.91.2760	3,651,040	4,000,000	4,000,000					3.860	3.860	JD	429	154,400	01/08/2015	01/08/2029
14040*-AB-9	CAPITAL POWER LP CORP_BND				2.C	18,000,000	.100.6510	18,117,180	18,000,000	18,000,000					5.610	5.610	JD	44,880	1,009,800	06/15/2011	06/15/2026
15135U-AF-6	CENOVUS ENERGY INC SENIOR CORP_BND	A	1		2.C FE	2,937,302	.104.3580	3,391,638	3,250,000	2,939,940		(301,006)			6.750	6.777	MN	28,031	219,375	07/01/2010	11/15/2039
22576C-E#-4	CRESCENT POINT ENERGY CORP SENIOR CORP_B	A			2.C	7,000,000	.97.8590	6,850,130	7,000,000	7,000,000					3.780	3.780	JD	13,965	264,600	06/12/2013	06/12/2023
29103D-AM-8	EMERA US FINANCE LP SENIOR CORP_BND	A	1		2.C FE	14,954,463	.78.1750	11,765,307	15,050,000	14,966,106		1,850			4.750	4.789	JD	31,772	714,875	12/02/2021	06/15/2046
29250N-AH-8	ENBRIDGE INC SENIOR CORP_BND	A	1		2.A FE	4,609,220	.97.1880	4,276,254	4,400,000	4,511,532		(92,324)			3.500	1.346	JD	8,983	154,000	12/07/2021	06/10/2024
292766-A#-9	ENERPLUS CORP CORP_BND	A			2.C	7,200,000	.97.3330	7,007,976	7,200,000	7,200,000					4.400	4.400	MN	40,480	316,800	05/15/2012	05/15/2024
30606T-AA-9	FALCON HOLDING ACQUISITION COR SENIOR CO	A	2		2.C PL	16,184,503	.86.7310	12,802,096	14,760,692	14,760,692				(1,072,740)	6.125	6.125	JD	2,511	926,871	10/15/2021	06/30/2031
318069-A@-0	FINNING INTERNATIONAL INC SENIOR CORP_BN	A			2.A FE	15,000,000	.98.5320	14,779,800	15,000,000	15,000,000					4.080	4.080	JJ	275,400	612,000	01/19/2012	01/19/2024
318069-B@-9	FINNING INTERNATIONAL INC SENIOR CORP_BN	A			2.A FE	5,000,000	.96.5750	4,828,750	5,000,000	5,000,000					4.530	4.530	AO	55,367	226,500	04/03/2012	04/03/2027
559222-AR-5	MAGNA INTERNATIONAL INC SENIOR CORP_BND	A	1		1.G FE	33,678,318	.97.8680	34,253,940	35,000,000	33,791,362		(1,228,681)			4.150	4.131	AO	363,125	1,452,500	09/22/2015	10/01/2025
56501R-AD-8	MANULIFE FINANCIAL CORP SENIOR CORP_BND	A	1		1.G FE	33,189,890	.97.2290	30,529,749	31,400,000	32,983,798		(39,221)			5.375	4.994	MS	548,519	1,687,750	02/28/2017	03/04/2046
63307C-AC-5	NATIONAL BANK OF CANADA SENIOR CORP_BND	A			1.F FE	20,000,000	.94.8990	18,979,746	20,000,000	20,000,000					3.100	3.100	JJ	272,111	620,000	01/16/2013	01/23/2026
655422-AV-5	GLENCORE CANADA CORP SENIOR CORP_BND	A	1		2.A FE	1,929,984	.98.7050	1,954,349	1,980,000	1,944,809		1,697			6.200	6.404	JD	5,456	122,760	09/28/2010	06/15/2035
67077M-AD-0	NUTRIEN LTD SENIOR CORP_BND	A	1		2.B FE	2,541,096	.95.8220	2,443,453	2,550,000	2,546,926		1,301			3.000	3.056	AO	19,125	76,500	04/10/2018	04/01/2025
67077M-AF-5	NUTRIEN LTD SENIOR CORP_BND	A	1		2.B FE	305,634	.102.7100	308,131	300,000	304,730		(218)			5.875	5.709	JD	1,469	17,625	04/10/2018	12/01/2036
67077M-AT-5	NUTRIEN LTD SENIOR CORP_BND	A	1		2.B FE	2,839,770	.94.3670	2,831,013	3,000,000	2,845,389		(147,196)			4.200	4.240	AO	31,500	126,000	03/20/2019	04/01/2029
67077M-AU-2	NUTRIEN LTD SENIOR CORP_BND	A	2		2.B FE	67,603	.90.2920	45,146	50,000	67,143		(431)			5.000	3.065	AO	625	2,500	12/02/2021	04/01/2049
683715-AC-0	OPEN TEXT CORP SENIOR CORP_BND 144A	A	1		3.C FE	1,000,000	.85.6250	856,250	1,000,000	1,000,000					3.875	3.875	FA	14,639	38,750	02/03/2020	02/15/2028
716442-AH-1	SUNCOR ENERGY INC SENIOR CORP_BND	A	1		2.A FE	3,318,195	.94.8330	3,046,020	3,212,000	3,312,972		(7,977)			5.350	4.940	JJ	79,238	171,842	05/07/2019	07/15/2033
71644E-AG-7	SUNCOR ENERGY INC SENIOR CORP_BND	A	1		2.A FE	18,127,811	.97.9860	16,193,216	16,526,000	17,570,902		(291,554)			5.950	5.092	MN	125,644	983,297	03/19/2014	05/15/2035
725906-AN-1	BARRICK GOLD CORP SENIOR CORP_BND	A	1		2.A FE	1,151,940	.105.7920	1,057,923	1,000,000	1,101,518		(5,417)			6.450	5.344	AO	15,617	64,500	08/17/2010	10/15/2035
775109-A#-1	ROGERS COMMUNICATIONS INC SENIOR CORP_BN	A	1		2.A FE	17,472,875	.99.5170	17,415,440	17,500,000	17,499,363		3,058			3.000	3.018	MS	154,583	525,000	02/28/2013	03/15/2023
775109-AY-7	ROGERS COMMUNICATIONS INC SENIOR CORP_BN	A	1		2.A FE	14,971,950	.98.9700	14,845,470	15,000,000	14,997,479		3,249			4.100	4.123	AO	153,750	604,750	09/25/2013	10/01/2023
775109-BG-5	ROGERS COMMUNICATIONS INC SENIOR CORP_BN	A	1		2.A FE	4,969,900	.77.1510	3,857,570	5,000,000	4,972,623		593			4.300	4.336	FA	81,222	215,000	02/05/2018	02/15/2048
775109-BP-5	ROGERS COMMUNICATIONS INC SENIOR CORP_BN	A	2		2.A FE	12,426,480	.68.4730	8,216,772	12,000,000	12,415,300		(9,521)			3.700	3.498	MN	56,733	444,000	10/12/2021	11/15/2049
775109-BS-9	ROGERS COMMUNICATIONS INC CORP_BND 144A	A	2		2.C FE	10,000,000	.88.1250	8,812,500	10,000,000	10,000,000					5.250	5.250	MS	154,583	312,083	02/03/2022	03/15/2082
775109-CD-1	ROGERS COMMUNICATIONS INC SENIOR CORP_BN	A	2		2.A FE	2,444,239	.77.4330	1,913,372	2,471,000	2,444,595		356			4.550	4.617	MS	118,565	209,925	03/07/2022	03/15/2052
775CON-AV-2	ROGERS COMMUNICATIONS INC SENIOR CORP_BN	A	1		2.A		.0.0000		8,850,000						4.550	8,888.000	MS			08/24/2022	03/15/2052
775PMT-AE-0	ROGERS COMMUNICATIONS INC SENIOR CORP_BN	A			2.A FE	6,310,863	.77.4331	4,939,457	6,379,000	6,310,863					4.550	4.617	MS			08/24/2022	03/15/2052
780082-AD-5	ROYAL BANK OF CANADA SUB CORP_BND	A			1.G FE	2,993,580	.98.4020	2,952,069	3,000,000	2,997,704		680			4.650	4.677	JJ	59,675	139,500	01/22/2016	01/27/2026
78008S-I#-1	ROYAL BANK OF CANADA SENIOR CORP_BND	A	2		1.D FE	5,000,000	.80.0900	4,004,485	5,000,000	5,000,000					3.750	3.750	FA	70,833	187,500	02/08/2013	02/15/2033
78016E-YH-4	ROYAL BANK OF CANADA SENIOR CORP_BND	A			1.E FE	50,234	.80.8410	40,420	50,000	50,211		(21)			2.300	2.247	MN	185	1,163	12/02/2021	11/03/2031

ANNUAL STATEMENT FOR THE YEAR 2022 OF THE AMERICAN EQUITY INVESTMENT LIFE INSURANCE COMPANY

SCHEDULE D - PART 1

Showing All Long-Term BONDS Owned December 31 of Current Year

1	2	Codes			6	7	Fair Value		10	11	Change in Book/Adjusted Carrying Value				Interest					Dates	
		3	4	5			8	9			12	13	14	15	16	17	18	19	20	21	22
CUSIP Identification	Description	C o d e	F o r e i g n	Bond Char	NAIC Designation, NAIC Designation Modifier and SVO Administrative Symbol	Actual Cost	Rate Used to Obtain Fair Value	Fair Value	Par Value	Book/ Adjusted Carrying Value	Unrealized Valuation Increase/ (Decrease)	Current Year's (Amor-tization) Accretion	Current Year's Other-Than-Temporary Impairment Recognized	Total Foreign Exchange Change in Book/ Adjusted Carrying Value	Rate of	Effective Rate of	When Paid	Admitted Amount Due and Accrued	Amount Received During Year	Acquired	Stated Contractual Maturity Date
867229-AD-8	SUNCOR ENERGY INC SENIOR CORP_BND	..0.	A	1	2.A FE	10,777,121	.99.5140	10,349,466	10,400,000	10,634,419		(134,671)			.5.950	5.551	JD	51,567	618,800	03/19/2014	12/01/2034
878742-AE-5	TECK RESOURCES LTD SENIOR CORP_BND	..0.	A	1	2.C FE	8,465,485	.99.2250	8,180,076	8,244,000	8,399,009		72,922			.6.125	5.909	AO	126,236	393,623	06/08/2011	10/01/2035
878742-AW-5	TECK RESOURCES LTD SENIOR CORP_BND	..0.	A	1	2.C FE	9,487,785	.98.0920	8,317,195	8,479,000	9,276,646		(25,569)			.6.250	5.426	JJ	244,360	529,938	06/28/2012	07/15/2041
878742-BG-9	TECK RESOURCES LTD SENIOR CORP_BND	..0.	A	1	2.C FE	1,492,911	.90.2910	1,354,371	1,500,000	1,494,332		634			.3.900	3.958	JJ	26,975	58,500	11/06/2020	07/15/2030
87971M-BD-4	TELUS CORPORATION SENIOR CORP_BND	..0.	A	1	2.B FE	39,675,600	.92.5960	37,038,520	40,000,000	39,859,507		31,632			.2.800	2.891	FA	420,000	1,120,000	09/14/2016	02/16/2027
87971M-BK-8	TELUS CORPORATION SENIOR CORP_BND	..0.	A	2	2.B FE	62,275	.82.3880	41,194	50,000	61,953		(302)			.4.300	2.972	JD	96	2,150	12/02/2021	06/15/2049
87971M-BW-2	TELUS CORPORATION SENIOR CORP_BND	..0.	A	2	2.B FE	13,804,351	.85.7770	12,289,256	14,327,000	13,836,613		32,262			.3.400	3.839	MN	64,949	345,042	03/25/2022	05/13/2032
884903-AY-1	THOMSON REUTERS CORPORATION SENIOR CORP	..0.	A	1	2.B FE	17,064,192	.95.3910	14,785,528	15,500,000	16,602,963		(89,277)			.5.500	4.724	FA	322,056	852,500	01/31/2018	08/15/2035
884903-BQ-7	THOMSON REUTERS CORPORATION SENIOR CORP	..0.	A	1	2.B FE	4,969,050	.99.1160	4,955,780	5,000,000	4,996,661		3,587			.4.300	4.377	MN	22,694	215,000	11/14/2013	11/23/2023
887147-AF-3	TIMBERWEST FOREST CORP SENIOR CORP_BND	..0.	A		2.A PL	10,000,000	.98.5790	9,857,900	10,000,000	10,000,000					.4.810	4.810	AO	104,217	481,000	10/13/2011	10/13/2023
891160-IU-9	TORONTO-DOMINION BANK/THE SUB CORP_BND	..0.	A	2	1.F FE	3,296,341	.92.2500	3,011,040	3,264,000	3,280,370		(7,103)			.3.625	3.386	MS	34,839	118,320	12/02/2021	09/15/2031
893460-AE-7	TRANSALTA CORPORATION SENIOR CORP_BND	..0.	A	1	3.A FE	1,003,534	.91.1250	911,250	1,000,000	1,003,408		(102)			.6.500	6.467	MS	19,139	65,000	06/25/2020	03/15/2040
893526-DF-7	TRANSCANADA PIPELINES LTD SENIOR CORP_BN	..0.	A	1	2.A FE	1,734,403	.98.9800	1,831,123	1,850,000	1,736,138		(144,713)			.5.600	5.412	MS	26,188	103,600	07/28/2010	03/31/2034
893526-DJ-9	TRANSCANADA PIPELINES LTD SENIOR CORP_BN	..0.	A	1	2.A FE	23,472,335	.101.5180	20,303,660	20,000,000	23,310,702		(129,159)			.6.100	4.643	JD	101,667	945,500	11/16/2022	06/01/2040
89352H-AB-5	TRANSCANADA PIPELINES LTD SENIOR CORP_BND	..0.	A	1	2.A FE	6,827,880	.99.6150	5,976,918	6,000,000	6,699,491		(37,620)			.5.850	4.658	MS	103,350	351,000	05/09/2019	03/15/2036
89352H-AD-1	TRANSCANADA PIPELINES LTD SENIOR CORP_BND	..0.	A	1	2.A FE	1,153,820	.103.1080	1,031,081	1,000,000	1,129,762		(5,837)			.6.200	4.952	AO	13,089	62,000	06/28/2018	10/15/2037
89352H-AM-1	TRANSCANADA PIPELINES LTD SENIOR CORP_BN	..0.	A	1	2.A FE	4,977,400	.92.1670	4,608,355	5,000,000	4,984,911		1,010			.4.625	4.660	MS	77,083	231,250	02/25/2014	03/01/2034
89352H-AZ-2	TRANSCANADA PIPELINES LTD SENIOR CORP_BN	..0.	A	2	2.A FE	997,280	.91.2610	912,608	1,000,000	997,419		46			.5.100	5.118	MS	15,017	51,000	10/10/2018	03/15/2049
941053-AH-3	WASTE CONNECTIONS INC SENIOR CORP_BND	..0.	A	1	2.A FE	2,945,634	.96.1730	2,837,106	2,950,000	2,947,245		401			.4.250	4.268	JD	10,448	125,375	11/06/2018	12/01/2028
94106B-AA-9	WASTE CONNECTIONS INC SENIOR CORP_BND	..0.	A	1	2.A FE	1,499,865	.85.4650	1,281,971	1,500,000	1,499,905		12			.2.600	2.601	FA	16,250	39,000	01/21/2020	02/01/2030
94106B-AD-3	WASTE CONNECTIONS INC SENIOR CORP_BND	..0.	A	2	2.A FE	49,960	.66.8380	33,419	50,000	49,961		1			.2.950	2.954	JJ	680	1,209	12/02/2021	01/15/2052
952845-AE-5	WEST FRASER TIMBER CO. LTD SENIOR CORP_B	..0.	A	1	2.C FE	3,300,000	.96.8280	3,195,317	3,300,000	3,300,000					.4.350	4.305	AO	30,305	143,550	10/07/2014	10/15/2024
97263C-AA-9	WILTON RE LTD SUB CORP_BND 144A	..0.	A	2	3.A FE	1,800,000	.86.9750	1,565,550	1,800,000	1,800,000					.6.000	6.000	AO	20,700	108,000	10/15/2020	12/31/2049
98417E-AC-4	GLENORE FINANCE CANADA LTD SENIOR CORP_	..0.	A	1	2.A FE	13,630,365	.106.5110	13,313,888	12,500,000	13,481,147		(34,355)			.6.900	6.089	MN	110,208	862,500	02/01/2019	11/15/2037
C4861*-AL-1	IRVING OIL LTD CORP_BND	..0.	A		2.C PL	15,000,000	.98.0610	14,709,150	15,000,000	15,000,000					.5.060	5.060	FA	301,492	759,000	08/08/2013	08/08/2025
C4862F-AB-8	ISLAND TIMBERLANDS FINANCE COR CORP_BND	..0.	A		2.A PL	5,500,000	.101.5600	5,585,800	5,500,000	5,500,000					.6.160	6.159	MS	112,933	338,800	08/10/2005	08/30/2025
PPEUBC-YB-8	LIEVRE POWER HOLDINGS LP SENIOR CORP_BND	..0.	A		2.B FE	31,246,338	.71.6800	21,160,928	29,521,385	29,521,385				(2,145,480)	.4.046	4.063	IJUSD	3,272	1,241,298	12/29/2021	12/31/2061
00084D-AV-2	ABN AMRO BANK NV SUB CORP_BND 144A	..0.	D	2	2.B FE	25,000,000	.72.5400	18,134,950	25,000,000	25,000,000					.3.324	3.323	MS	249,300	623,250	12/06/2021	03/13/2037
00131L-ZB-0	AIA GROUP LTD SENIOR CORP_BND 144A	..0.	D		1.E FE	34,223,447	.90.2500	29,241,903	32,401,000	33,923,953		(42,187)			.4.875	4.528	MS	482,640	1,579,549	09/23/2014	03/11/2044
00182E-BN-8	ANZ NEW ZEALAND INTL LTD LOND SENIOR CO	..0.	D		1.E FE	1,996,900	.87.4840	1,749,680	2,000,000	1,997,825		608			.1.250	1.282	JD	625	25,000	06/15/2021	06/22/2026
00185A-AB-0	AON PLC SENIOR CORP_BND	..0.	D	1	2.A FE	4,256,640	.78.9780	3,553,997	4,500,000	4,299,774		6,031			.4.250	4.593	JD	10,094	191,250	08/20/2014	12/12/2042
00185A-AD-6	AON PLC SENIOR CORP_BND	..0.	D	1	2.A FE	6,975,430	.98.8820	6,921,754	7,000,000	6,997,352		2,817			.4.000	4.043	MN	26,444	280,000	11/21/2013	11/27/2023
00185A-AH-7	AON PLC SENIOR CORP_BND	..0.	D	1	2.A FE	1,121,930	.87.5930	875,934	1,000,000	1,107,561		(3,029)			.4.750	4.007	MN	6,069	47,500	11/07/2017	05/15/2045
00185A-AK-0	AON PLC SENIOR CORP_BND	..0.	D	1	2.A FE	4,779,382	.97.5000	4,875,000	5,000,000	4,795,593		(203,676)			.3.875	3.879	JD	8,611	193,750	02/23/2016	12/15/2025
00205G-AB-3	APA INFRASTRUCTURE LTD SENIOR CORP_BND 1	..0.	D	1	2.B FE	649,318	.96.5390	627,501	650,000	649,823		74			.4.200	4.213	MS	7,432	27,300	03/16/2015	03/23/2025
00205G-AD-9	APA INFRASTRUCTURE LTD SENIOR CORP_BND 1	..0.	D	1	2.B FE	3,972,200	.93.3570	3,734,264	4,000,000	3,986,137		2,708			.4.250	4.335	JJ	78,389	170,000	03/16/2017	07/15/2027
00217G-AA-1	APTIV PLC SENIOR CORP_BND	..0.	D	2	2.B FE	1,500,000	.94.0250	1,410,372	1,500,000	1,500,000					.2.396	2.396	FA	13,278	17,970	02/09/2022	02/18/2025
00217G-AC-7	APTIV PLC SENIOR CORP_BND	..0.	D	2	2.B FE	30,898,372	.72.7840	23,345,596	32,075,000	30,910,067		11,694			.4.150	4.364	MN	221,852	935,476	04/19/2022	05/01/2052
00774M-AN-5	AERCAP IRELAND CAPITAL DAC SENIOR CORP_B	..0.	D	2	2.C FE	10,320,800	.101.2570	9,113,139	9,000,000	9,938,046		(368,394)			.6.500	2.120	JJ	269,750	585,000	12/20/2021	07/15/2025
00774M-AW-5	AERCAP IRELAND CAPITAL DAC SENIOR CORP_B	..0.	D	2	2.C FE	2,690,095	.83.7340	2,256,618	2,695,000	2,690,847		642			.3.000	3.029	AO	13,924	80,850	10/21/2021	10/29/2028
00774M-AX-3	AERCAP IRELAND CAPITAL DAC SENIOR CORP_B	..0.	D	2	2.C FE	3,566,539	.77.9610	2,790,997	3,580,000	3,567,748		1,116			.3.300	3.344	JJ	49,553	88,933	10/21/2021	01/30/2032
00774M-AY-1	AERCAP IRELAND CAPITAL DAC SENIOR CORP_B	..0.	D	2	2.C FE	13,853,816	.76.0350	10,439,578	13,730,000	13,844,198		(8,827)			.3.400	3.306	AO	80,397	466,820	11/19/2021	10/29/2033
007924-AJ-2	AEGON NV SUB CORP_BND	..0.	D		2.C FE	1,000,000	.89.7500	897,500	1,000,000	1,000,000					.5.500	5.500	AO	12,222	55,000	04/04/2018	04/11/2048
008685-AB-5	AHOLD FINANCE USA LLC SENIOR CORP_BND	..0.	C	1	2.B FE	7,610,455	.104.7640	8,014,446	7,650,000	7,568,306		(372,117)			.6.875	6.226	MN	87,656	525,938	01/13/2011	05/01/2029
00913R-AE-6	AIR LIQUIDE FINANCE SA SENIOR CORP_BND 1	..0.	D	1	1.F FE	24,434,970	.77.7730	19,443,250	25,000,000	24,501,034		12,517			.3.500	3.604	MS	228,472	875,000	02/28/2017	09/27/2046
00913R-AF-3	AIR LIQUIDE FINANCE SA SENIOR CORP_BND 1	..0.	D	1	1.F FE	24,752,000	.84.8920	21,223,025	25,000,000	24,827,709		23,503			.2.250	2.362	MS	173,438	562,500	09/05/2019	09/10/2029
01609W-AU-6	ALIBABA GROUP HOLDING LTD SENIOR CORP_BN	..0.	D	1	1.E FE	27,229,574	.82.1920	22,027,402	26,800,000	27,213,126		105,304			.4.000	3.852	JD	74,444	1,072,000	11/03/2021	12/06/2037
01959E-AC-2	ALLIED WORLD ASSURANCE COMPANY SENIOR CO	..0.	D	1	2.B FE	2,548,776	.95.1610	2,426,603	2,550,000	2,549,599		131			.4.350	4.356	AO	19,104	110,925	10/26/2015	10/29/2025
020564-AE-0	ALPEK SAB DE CV SENIOR CORP_BND 144A	..0.	D	2	2.C FE	20,074,125	.84.2640	16,852,760	20,000,000	20,066,753		(6,863)			.3.250	3.202	FA	227,500	650,000	11/19/2021	02/25/2031
02364W-AW-5	AMERICA MOVIL SAB DE CV SENIOR CORP_BND	..0.	D	1	2.A FE	5,502,800	.104.3500	5,217,485	5,000,000	5,381,852		(13,103)			.6.125	5.437	MS	77,413	306,250	09/15/2010	03/30/2040

ANNUAL STATEMENT FOR THE YEAR 2022 OF THE AMERICAN EQUITY INVESTMENT LIFE INSURANCE COMPANY

SCHEDULE D - PART 1

Showing All Long-Term BONDS Owned December 31 of Current Year

1	2	Codes			6	7	Fair Value		10	11	Change in Book/Adjusted Carrying Value				Interest					Dates	
		3	4	5			8	9			12	13	14	15	16	17	18	19	20	21	22
CUSIP Identification	Description	C o d e	F o r e i g n	Bond Char	NAIC Desig-nation, NAIC Desig-nation Modifier and SVO Admini-strative Symbol	Actual Cost	Rate Used to Obtain Fair Value	Fair Value	Par Value	Book/ Adjusted Carrying Value	Unrealized Valuation Increase/ (Decrease)	Current Year's (Amor-tization) Accretion	Current Year's Other-Than-Temporary Impairment Recognized	Total Foreign Exchange Change in Book/ Adjusted Carrying Value	Rate of	Effective Rate of	When Paid	Admitted Amount Due and Accrued	Amount Received During Year	Acquired	Stated Contractual Maturity Date
02364W-BE-4	AMERICA MOVIL SAB DE CV SENIOR CORP_BND	D	1		2.A FE	13,408,220	.86 0430	11,185,590	13,000,000	13,317,558		(10,486)			4.375	4.190	JJ	260,677	568,750	07/30/2012	07/16/2042
03512T-AE-1	ANGLOLOGOLD ASHANTI HOLDINGS PLC SENIOR CO	.0.	1		2.C FE	996,780	.87 1180	871,176	1,000,000	997,403		283			3.750	3.789	AO	9,375	37,500	09/28/2020	10/01/2030
03718N-AA-4	ANTOFAGASTA PLC SENIOR CORP_BND 144A	D	2		2.B FE	20,108,156	.80 6110	16,928,373	21,000,000	20,207,570		89,668			2.375	2.920	AO	106,677	498,750	11/23/2021	10/14/2030
03835V-AF-3	APTIV PLC SENIOR CORP_BND	.0.	1		2.B FE	15,083,978	.73 9870	11,135,059	15,050,000	15,080,824		(831)			4.400	4.385	AO	165,550	662,200	12/02/2021	10/01/2046
03835V-AG-1	APTIV PLC SENIOR CORP_BND	.0.	1		2.B FE	4,993,950	.92 5910	4,629,535	5,000,000	4,995,950		557			4.350	4.365	MS	64,042	217,500	02/28/2019	03/15/2029
03835V-AJ-5	APTIV PLC SENIOR CORP_BND	D	2		2.B FE	46,979,468	.59 0000	29,942,500	50,750,000	47,048,705		68,462			3.100	3.500	JD	131,104	1,608,211	02/01/2022	12/01/2051
03939A-AA-5	ARCH CAPITAL GROUP LTD SENIOR CORP_BND	.0.	1		2.A FE	16,956,650	.70 5640	11,995,914	17,000,000	16,958,833		859			3.635	3.649	JD	617,950	617,950	03/29/2021	06/30/2050
04530D-AD-4	ASPEN INSURANCE HOLDINGS LTD SENIOR CORP	.0.	1		2.B FE	30,678,750	.99 1230	29,736,870	30,000,000	30,098,817		(109,751)			4.650	4.260	MN	178,250	1,395,000	04/20/2017	11/15/2023
04635J-AD-0	ASTRAZENECA PLC SENIOR CORP_BND	.0.	1		1.G FE	21,204,684	.113 1340	23,079,316	20,400,000	21,196,654		(2,180,113)			6.450	5.075	MS	387,430	1,315,800	11/10/2010	09/15/2037
04635J-AG-3	ASTRAZENECA PLC SENIOR CORP_BND	.0.	1		1.G FE	14,906,550	.86 9900	13,048,530	15,000,000	14,927,065		2,384			4.000	4.036	MS	171,667	600,000	09/11/2012	09/18/2042
04635J-AM-0	ASTRAZENECA PLC SENIOR CORP_BND	.0.	1		1.G FE	18,042,450	.90 1580	13,523,730	15,000,000	17,900,394		(85,161)			4.375	3.179	MN	82,031	656,250	04/21/2021	11/16/2045
04635J-AU-2	ASTRAZENECA PLC SENIOR CORP_BND	.0.	2		1.G FE	2,423,402	.90 0000	2,205,900	2,451,000	2,423,907		506			4.375	4.448	FA	39,914	53,616	05/10/2022	08/17/2048
052528-AK-2	AUSTRALIA AND NEW ZEALAND BANK SUB CORP	.0.	1		2.A FE	9,016,626	.95 6830	7,846,006	8,200,000	8,833,118		(178,967)			4.400	2.027	MN	42,093	360,800	12/20/2021	05/19/2026
05256L-AB-9	AUSTRALIA PACIFIC LNG PTY LTD SENIOR COR	.0.	1		2.B FE	31,000,000	.82 3430	25,526,330	31,000,000	31,000,000					4.820	4.820	MS	377,701	1,494,200	09/25/2018	09/30/2030
05256L-AC-7	AUSTRALIA PACIFIC LNG PROCESSI CORP_BND	D	2		2.B FE	11,000,000	.82 5160	9,076,760	11,000,000	11,000,000					4.850	4.850	MS	134,857	533,500	03/27/2019	09/30/2030
05464H-AB-6	AXIS SPECIALTY FINANCE PLC SENIOR CORP_B	.0.	1		2.A FE	17,374,578	.84 7310	14,518,588	17,135,000	17,340,672		(4,961)			5.150	5.059	AO	220,613	882,453	09/12/2014	04/01/2045
05523R-AC-1	BAE SYSTEMS PLC SENIOR CORP_BND 144A	.0.	1		2.A FE	5,050,195	.101 4530	4,310,971	4,250,000	4,898,789		(21,434)			5.800	4.579	AO	54,778	246,500	09/11/2014	10/11/2041
055262-B*-9	BASF SE CORP_BND	D	1		1.G FE	35,000,000	.99 0440	34,665,400	35,000,000	35,000,000					4.090	4.090	JD	79,528	1,431,500	12/10/2013	10/11/2028
055451-AR-9	BHP BILLITON FINANCE USA LTD SENIOR CO	.0.	1		1.F FE	30,017,819	.87 7570	26,809,794	30,550,000	30,139,761		13,690			4.125	4.228	FA	444,566	1,260,188	02/21/2012	02/24/2042
055650-DH-8	BP CAPITAL MARKETS PLC SENIOR CORP_BND	D	1		1.F FE	10,000,000	.94 7780	9,477,780	10,000,000	10,000,000					3.723	3.723	MN	34,128	372,300	11/21/2016	11/28/2028
05578A-AV-0	BPCESA SRP CORP_BND 144A	.0.	1		1.E FE	2,990,820	.92 9980	2,789,937	3,000,000	2,993,718		2,898			1.625	1.730	JJ	22,615	24,375	01/10/2022	01/14/2025
05581K-AA-9	BNPPARIBASSA SUB CORP_BND 144A	.0.	1		2.A FE	10,016,016	.96 7790	8,903,668	9,200,000	9,798,512		(210,538)			4.375	1.927	MS	103,979	402,594	12/20/2021	09/28/2025
05583J-AJ-1	BPCESA SRBN CORP_BND 144A	D	2		2.A FE	13,703,100	.74 9580	11,243,625	15,000,000	13,801,693		98,593			2.277	3.305	JJ	152,749	170,775	02/11/2022	01/20/2032
05964H-AJ-4	BANCO SANTANDER SA SENIOR CORP_BND	.0.	1		1.G FE	1,000,000	.93 4880	934,884	1,000,000	1,000,000					4.379	4.379	AO	9,609	43,790	04/09/2018	04/12/2028
05971K-AL-3	BANCO SANTANDER SA SUB CORP_BND	D	2		2.B FE	9,835,700	.75 4590	7,545,940	10,000,000	9,849,540		12,623			3.225	3.405	MN	34,938	322,500	11/23/2021	11/22/2032
06326B-AA-7	BANK LEUMI LE ISRAEL BM SUB CORP_BND	.0.	2		2.B FE	2,000,000	.88 5390	1,770,772	2,000,000	2,000,000					3.275	3.275	JJ	27,656	65,500	01/19/2022	01/29/2031
067316-AD-1	BACARDI LTD SENIOR CORP_BND 144A	D	1		2.C FE	34,921,110	.90 4390	31,653,580	35,000,000	34,969,467		8,067			2.750	2.776	JJ	443,819	962,500	07/27/2016	07/15/2026
067316-AH-2	BACARDI LTD SENIOR CORP_BND 144A	.0.	2		2.C FE	67,021	.89 4030	44,701	50,000	66,570		(422)			5.300	3.330	MN	339	2,650	12/02/2021	05/15/2048
06738E-AN-5	BARCLAYS PLC SENIOR CORP_BND	.0.	1		2.B FE	6,965,840	.96 6780	6,767,432	7,000,000	6,988,026		3,615			4.375	4.436	JJ	143,767	306,250	01/05/2016	01/12/2026
06738E-AP-0	BARCLAYS PLC SUB CORP_BND	.0.	1		2.B FE	8,414,850	.97 3820	7,303,658	7,500,000	8,209,244		(200,638)			5.200	2.264	MN	53,083	390,000	12/20/2021	05/12/2026
06738E-BV-6	BARCLAYS PLC SENIOR CORP_BND	D	2		2.B FE	35,905,000	.76 5000	27,467,361	35,905,000	35,905,000					2.894	2.894	MN	106,795	1,039,091	11/17/2021	11/24/2032
06738E-BW-4	BARCLAYS PLC SENIOR CORP_BND	D	2		2.B FE	17,955,000	.68 7630	12,346,343	17,955,000	17,955,000					3.330	3.330	MN	61,451	597,902	11/17/2021	11/24/2042
06849U-AD-7	BARRICK PD AUSTRALIA FINANCE P SENIOR CO	.0.	1		1.G FE	1,170,923	.103 0620	1,236,748	1,200,000	1,177,901		738			5.950	6.127	AO	15,073	71,400	12/30/2009	10/15/2039
08523A-AA-6	BERMUDA SKYPORT CORPORATION LI CORP_BND	.0.	1		2.A PL	7,934,540	.97 8960	7,767,562	7,934,540	7,934,540					5.900	5.899	FA	176,852	505,667	03/15/2017	02/15/2042
08860H-AC-8	BHARTI AIRTEL LTD SENIOR CORP_BND 144A	.0.	1		2.C FE	993,220	.84 7540	847,538	1,000,000	994,239		584			3.250	3.329	JD	2,528	32,500	03/01/2021	06/03/2031
111021-AE-1	BRITISH TELECOMMUNICATIONS PLC SENIOR CO	.0.	1		2.B FE	11,385,986	.119 9010	9,004,535	7,510,000	10,945,410		(372,933)			9.625	3.094	JD	32,126	722,838	10/25/2021	12/15/2030
111021-AL-5	BRITISH TELECOMMUNICATIONS PLC SENIOR CO	.0.	1		2.B FE	32,765,499	.97 2610	33,964,159	34,900,000	32,840,254		(1,953,168)			5.125	5.178	JD	134,147	1,788,625	11/29/2018	12/04/2028
11102A-AE-1	BRITISH TELECOMMUNICATIONS PLC SENIOR CO	D	2		2.B FE	9,359,711	.85 0610	7,698,011	9,050,000	9,318,310		(36,698)			3.250	2.755	MN	43,302	294,125	02/01/2022	11/08/2029
11272B-AA-1	BROOKFIELD FINANCE I UK PLC SENIOR CORP	.0.	1		1.G FE	48,899	.77 0080	38,504	50,000	49,002		97			2.340	2.588	JJ	491	1,190	12/02/2021	01/30/2032
11778B-AB-8	SKY GROUP FINANCE LTD SENIOR CORP_BND 14	.0.	1		1.G FE	1,622,772	.105 5860	1,419,077	1,344,000	1,556,417		(11,773)			6.500	4.829	AO	18,443	87,360	08/03/2016	10/15/2035
12563T-AB-6	CK HUTCHISON INTERNATIONAL 16 SENIOR CO	D	1		1.F FE	14,802,150	.92 6410	13,896,210	15,000,000	14,918,785		20,174			2.750	2.903	AO	100,833	412,500	10/11/2016	10/03/2026
12563U-AB-3	CK HUTCHISON INTERNATIONAL 17 SENIOR CO	D	1		1.F FE	19,930,550	.94 6510	18,930,100	20,000,000	19,967,447		6,472			3.500	3.541	AO	167,222	700,000	04/28/2017	04/05/2027
151191-AL-5	CELULOSA ARAUCO Y CONSTITUCION SENIOR CO	D	2		2.C FE	17,535,000	.90 1520	13,522,815	15,000,000	17,476,746		(55,473)			5.500	4.389	MN	135,208	825,000	12/13/2021	11/02/2047
151191-BJ-1	CELULOSA ARAUCO Y CONSTITUCION SENIOR CO	D	2		2.C FE	4,569,955	.93 9670	4,033,986	4,293,000	4,536,508		(31,270)			4.200	3.267	JJ	76,129	180,306	12/03/2021	01/29/2030
151191-BL-6	CELULOSA ARAUCO Y CONSTITUCION SENIOR CO	.0.	2		2.C FE	6,884,375	.87 5070	5,469,156	6,250,000	6,871,421		(12,146)			5.150	4.499	JJ	135,903	289,688	03/09/2022	01/29/2050
153766-AA-8	CENTRAL JAPAN RAILWAY COMPANY SENIOR COR	.0.	1		1.F FE	25,738,187	.84 9430	22,212,568	26,150,000	25,794,044		8,932			4.250	4.344	MN	114,225	1,111,375	11/17/2015	11/24/2045
191241-AF-5	COCA COLA FEMSA SAB DE CV SENIOR CORP_BN	.0.	1		1.G FE	21,374,240	.96 5030	15,440,400	16,000,000	21,113,551		(170,669)			5.250	3.151	MN	81,667	840,000	06/14/2021	11/26/2043
191241-AH-1	COCA COLA FEMSA SAB DE CV SENIOR CORP_BN	D	1		1.G FE	9,897,200	.86 6270	8,662,690	10,000,000	9,924,467		9,526			2.750	2.869	JJ	121,458	275,000	01/08/2020	01/22/2030

ANNUAL STATEMENT FOR THE YEAR 2022 OF THE AMERICAN EQUITY INVESTMENT LIFE INSURANCE COMPANY

SCHEDULE D - PART 1

Showing All Long-Term BONDS Owned December 31 of Current Year

1	2	Codes			6	7	Fair Value		10	11	Change in Book/Adjusted Carrying Value				Interest					Dates	
		3	4	5			8	9			12	13	14	15	16	17	18	19	20	21	22
CUSIP	Description	C o d e	F o r e i g n	Bond Char	NAIC Designation, NAIC Designation Modifier and SVO Administrative Symbol	Actual Cost	Rate Used to Obtain Fair Value	Fair Value	Par Value	Book/ Adjusted Carrying Value	Unrealized Valuation Increase/ (Decrease)	Current Year's (Amor-tization) Accretion	Current Year's Other-Than-Temporary Impairment Recognized	Total Foreign Exchange Change in Book/ Adjusted Carrying Value	Rate of	Effective Rate of	When Paid	Admitted Amount Due and Accrued	Amount Received During Year	Acquired	Stated Contractual Maturity Date
192714-AD-5	COLBUN SA SENIOR CORP_BND 144A	D	2		2.B FE	10,924,200	.87.7360	9,475,488	10,800,000	10,909,892		(13,791)			3.150	2.987	MS	108,675	340,200	12/14/2021	03/06/2030
192714-AE-3	COLBUN SA SENIOR CORP_BND 144A	D	2		2.B FE	19,965,200	.85.5470	17,109,360	20,000,000	19,970,359		5,009			3.150	3.169	JJ	283,500	472,500	10/15/2021	01/19/2032
202712-BJ-3	COMMONWEALTH BANK OF AUSTRALIA SUB CORP	.0.	D		2.A FE	2,000,000	.74.9910	1,499,820	2,000,000	2,000,000					4.316	4.316	JJ	41,002	86,320	01/03/2018	01/10/2048
202712-BL-8	COMMONWEALTH BANK OF AUSTRALIA SUB CORP	.0.	D		2.A FE	2,038,502	.73.8440	1,476,888	2,000,000	2,034,696		(1,493)			3.743	3.604	MS	22,666	74,860	04/30/2020	09/12/2039
202712-BS-3	COMMONWEALTH BANK OF AUSTRALIA SUB CORP	.0.	D		2.A FE	19,830,000	.82.3200	16,324,016	19,830,000	19,830,000					3.784	3.784	MS	223,026	375,184	03/03/2022	03/14/2032
2027A0-HY-8	COMMONWEALTH BANK OF AUSTRALIA SENIOR CO	.0.	D		1.D FE	24,925,750	.92.2710	23,067,825	25,000,000	24,970,373		7,566			2.625	2.659	MS	209,635	656,250	08/29/2016	09/06/2026
204429-AA-2	COMPANIA CERVECERIAS UNIDAS SA SENIOR CO	.0.	D	2	2.B FE	2,996,220	.84.5000	2,535,000	3,000,000	2,996,527		307			3.350	3.365	JJ	45,225	50,250	01/13/2022	01/19/2032
223030-AH-3	COVIDIEN INTERNATIONAL FINANCE SENIOR CO	.0.	D	1	1.G FE	15,429,532	.113.3370	14,360,957	12,671,000	14,618,847		(54,590)			6.550	5.061	AO	175,212	829,951	11/08/2010	10/15/2037
225313-AK-1	CREDITAGRICOLES SA SUB CORP_BND 144A	.0.	D	2	2.A FE	2,401,045	.87.0130	2,102,237	2,416,000	2,405,047		870			4.000	4.055	JJ	45,904	96,640	01/03/2018	01/10/2033
22535W-AB-3	CREDIT AGRICOLE SA LONDON BRA SRBN CORP	.0.	D		1.G FE	3,979,920	.95.2300	3,809,184	4,000,000	3,990,908		1,115			4.125	4.187	JJ	78,375	165,000	01/03/2017	01/10/2027
225401-AF-5	CREDIT SUISSE GROUP AG SENIOR CORP_BND 1	.0.	D	1	2.B FE	4,061,853	.80.1640	3,206,560	4,000,000	4,041,998		(7,634)			3.869	3.636	JJ	72,651	154,760	04/30/2020	01/12/2029
225433-AR-2	CREDIT SUISSE GROUP FUNDING GU SENIOR CO	.0.	D		2.B FE	6,998,404	.87.4250	6,119,729	7,000,000	6,999,500		144			4.550	4.552	AO	64,585	318,500	12/01/2016	04/17/2026
23291K-AJ-4	DH EUROPE FINANCE II SARL SENIOR CORP_BN	.0.	D	1	1.G FE	31,938,880	.79.6070	25,474,208	32,000,000	31,946,246		2,357			3.250	3.263	MN	132,889	1,040,000	10/29/2019	11/15/2039
23341C-AC-7	DNB BANK ASA SRBN CORP_BND 144A	.0.	D	2	1.G FE	2,912,000	.99.7880	2,905,827	2,912,000	2,912,000					5.896	5.896	AO	37,677		10/04/2022	10/09/2026
23636A-AR-2	DANSKEBANKA/S SRBN CORP_BND 144A	.0.	D		2.A FE	1,997,440	.92.3910	1,847,828	2,000,000	1,998,469		244			4.375	4.391	JD	4,618	87,500	06/05/2018	06/12/2028
23636A-AV-3	DANSKEBANKA/S SRBN CORP_BND 144A	.0.	D	2	2.A FE	2,003,754	.93.5760	1,871,518	2,000,000	2,001,684		(816)			3.244	3.200	JD	1,982	64,880	04/30/2020	12/20/2025
23636A-BC-4	DANSKEBANKA/S SRBN CORP_BND 144A	.0.	D	2	2.A FE	38,343,000	.92.0620	35,299,179	38,343,000	38,343,000					4.298	4.298	AO	411,996	823,991	03/28/2022	04/01/2028
23636T-AE-0	DANONE SA SENIOR CORP_BND 144A	.0.	D	1	2.A FE	10,000,000	.92.5850	9,258,460	10,000,000	10,000,000					2.947	2.946	MN	48,298	294,700	10/26/2016	11/02/2026
25156P-AR-4	DEUTSCHE TELEKOM INTERNATIONAL SENIOR CO	.0.	D	1	2.B FE	19,349,500	.87.9630	17,592,560	20,000,000	19,482,188		15,576			4.875	5.088	MS	311,458	975,000	06/25/2012	03/06/2042
25243Y-AH-2	DIAGEO CAPITAL PLC SENIOR CORP_BND	.0.	D	1	1.G FE	16,701,331	.105.4390	17,632,631	16,723,000	16,662,605		(1,564,965)			5.875	5.004	MS	248,348	982,476	10/19/2010	09/30/2036
25243Y-AZ-2	DIAGEO CAPITAL PLC SENIOR CORP_BND	.0.	D	2	1.G FE	14,113,641	.95.4080	14,311,185	15,000,000	14,148,737		(813,521)			3.875	3.920	MN	69,427	581,250	05/15/2018	05/18/2028
26874R-AC-2	ENI SPA SENIOR CORP_BND 144A	.0.	D	1	2.A FE	25,171,800	.91.5790	22,894,850	25,000,000	25,130,143		(4,460)			5.700	5.652	AO	356,250	1,425,000	10/08/2010	10/01/2040
29266M-AE-9	IBERDROLA INTERNATIONAL BV SENIOR CORP_B	.0.	D	1	2.A FE	1,663,555	.105.0310	1,594,957	1,490,000	1,598,392		(7,124)			6.750	5.827	MS	29,614	100,575	06/30/2010	09/15/2033
29266M-AF-6	IBERDROLA INTERNATIONAL BV SENIOR CORP_B	.0.	D	1	2.A FE	4,020,300	.106.9640	5,348,205	5,000,000	4,258,837		28,083			6.750	8.627	JJ	155,625	337,500	04/17/2009	07/15/2036
29267H-AA-7	ENDURANCE SPECIALTY HOLDINGS L SENIOR CO	.0.	D	1	1.G FE	12,411,136	.108.1370	14,045,889	12,989,000	12,594,131		24,017			7.000	7.396	JJ	419,256	909,230	04/28/2010	07/15/2034
29268B-AF-8	ENEL FINANCE AMERICA LLC SENIOR CORP_BND	.0.	D	1	2.A FE	994,630	.91.7870	917,869	1,000,000	995,927		137			6.000	6.039	AO	14,000	60,000	09/30/2009	10/07/2039
29278G-AA-6	ENEL FINANCE AMERICA LLC SENIOR CORP_BND	.0.	D	1	2.A FE	3,959,600	.92.7480	3,709,916	4,000,000	3,980,371		4,032			3.625	3.747	MN	14,500	145,000	05/22/2017	05/25/2027
29278G-AC-2	ENEL FINANCE AMERICA LLC SENIOR CORP_BND	.0.	D	1	2.A FE	4,701,930	.78.8420	3,153,672	4,000,000	4,673,089		(13,641)			4.750	3.697	MN	19,000	190,000	03/26/2021	05/25/2047
29278G-AZ-1	ENEL FINANCE AMERICA LLC SENIOR CORP_BND	.0.	D		2.A FE	2,312,858	.102.7500	2,389,965	2,326,000	2,313,716		858			6.800	7.012	AO	33,830		10/06/2022	10/14/2025
29359J-AB-5	ENSTAR GROUP LTD SENIOR CORP_BND	.0.	D	1	2.B FE	13,551,871	.91.1620	12,762,638	14,000,000	13,572,771		(383,253)			4.950	5.001	JD	57,750	693,000	08/25/2020	06/01/2029
30217A-AB-9	EXPERIAN FINANCE PLC SENIOR CORP_BND 144	.0.	D	1	2.A FE	42,073,430	.92.4870	38,844,414	42,000,000	42,048,165		(6,815)			4.250	4.228	FA	743,750	1,785,000	01/24/2019	02/01/2029
30607F-AA-8	FALABELLA SA SENIOR CORP_BND 144A	.0.	D	2	2.B FE	1,982,320	.80.7390	1,614,774	2,000,000	1,984,291		1,733			3.375	3.477	JJ	31,125	50,625	10/12/2021	01/15/2032
314890-AA-2	FERGUSON FINANCE PLC SENIOR CORP_BND 144	.0.	D	1	2.B FE	16,940,500	.93.2940	15,859,980	17,000,000	16,962,214		5,563			4.500	4.544	AO	55,000	765,000	10/17/2018	10/24/2028
33938X-AC-9	FLEX LTD SENIOR CORP_BND	.0.	D	2	2.C FE	5,346,200	.94.5790	4,728,960	5,000,000	5,259,109		(83,011)			3.750	1.963	FA	78,125	187,500	12/09/2021	02/01/2026
344419-AA-4	FOMENTO ECONOMICO MEXICANO SAB SENIOR CO	.0.	D	1	2.A FE	24,491,040	.99.1370	25,577,217	25,800,000	25,744,492		151,694			2.875	3.486	MN	105,081	741,750	06/19/2013	05/10/2023
344419-AC-0	FOMENTO ECONOMICO MEXICANO SAB SENIOR CO	.0.	D	2	2.A FE	20,826,090	.69.6900	13,938,040	20,000,000	20,804,531		(18,679)			3.500	3.272	JJ	320,833	700,000	10/21/2021	01/16/2050
358070-AB-6	FRESNILLO PLC SENIOR CORP_BND 144A	.0.	D	2	2.B FE	20,368,750	.78.9170	15,783,480	20,000,000	20,360,817		(6,804)			4.250	4.139	AO	210,139	850,000	10/21/2021	10/02/2050
36165R-AC-9	GCC SAB DE CV SENIOR CORP_BND 144A	.0.	D		2.C FE	5,999,280	.82.6250	4,957,500	6,000,000	5,999,994		714			3.614	3.614	AO	42,766	162,630	01/10/2022	04/20/2032
38239K-AA-6	GOODMAN US FINANCE FOUR LLC SENIOR CORP	.0.	C	1	2.A FE	1,497,600	.83.3920	1,250,882	1,500,000	1,498,072		90			4.500	4.512	AO	14,250	67,500	09/19/2017	10/15/2037
40049J-BA-4	GRUPO TELEVIS SA SENIOR CORP_BND	.0.	D	1	2.A FE	4,826,700	.86.8570	4,342,835	5,000,000	4,851,322		3,458			5.000	5.227	MN	33,333	250,000	05/08/2014	05/tr

ANNUAL STATEMENT FOR THE YEAR 2022 OF THE AMERICAN EQUITY INVESTMENT LIFE INSURANCE COMPANY

SCHEDULE D - PART 1

Showing All Long-Term BONDS Owned December 31 of Current Year

1	2	Codes			6	7	Fair Value		10	11	Change in Book/Adjusted Carrying Value				Interest					Dates	
		3	4	5			8	9			12	13	14	15	16	17	18	19	20	21	22
CUSIP Identification	Description	C o d e	F o r e i g n	Bond Char	NAIC Designation, NAIC Designation Modifier and SVO Administrative Symbol	Actual Cost	Rate Used to Obtain Fair Value	Fair Value	Par Value	Book/ Adjusted Carrying Value	Unrealized Valuation Increase/ (Decrease)	Current Year's (Amortization) Accretion	Current Year's Other Than-Temporary Impairment Recognized	Total Foreign Exchange Change in Book/ Adjusted Carrying Value	Rate of	Effective Rate of	When Paid	Admitted Amount Due and Accrued	Amount Received During Year	Acquired	Stated Contractual Maturity Date
44962L-AJ-6	IHS MARKIT LTD SENIOR CORP_BND	D	1		1.G FE	4,971,100	.93.7500	4,687,500	5,000,000	4,980,507		2,624			4.250	4.321	MN	35,417	212,500	04/03/2019	05/01/2029
45082F-AA-0	IBERIA LINEAS AEREAS DE ESPANA CORP_BND	D			1.F PL	5,120,761	.93.9200	4,809,418	5,120,761	5,120,761					3.870	3.889	IMSD	6,055	198,173	09/20/2019	05/20/2033
453140-AB-1	IMPERIAL BRANDS FINANCE PLC SENIOR CORP	D	1		2.C FE	12,487,500	.99.5470	12,443,388	12,500,000	12,499,837		1,449			3.500	3.512	FA	170,139	437,500	02/05/2013	02/11/2023
453140-AF-2	IMPERIAL BRANDS FINANCE PLC SENIOR CORP	.0.	1		2.B FE	5,294,150	.95.1680	4,758,390	5,000,000	5,089,230		(36,476)			4.250	3.440	JJ	94,444	212,500	11/10/2016	07/21/2025
45323F-AA-9	IMPULSORA PIPELINE/MIDSTREAM D SECURED C	D			2.C PL	40,350,593	.87.8780	35,459,357	40,350,593	40,350,593					6.050	6.051	JD	6,781	2,441,394	07/20/2018	01/01/2043
456472-AD-1	INDUSTRIAS PENOLES SAB DE CV SENIOR CORP	D	2		2.B FE	21,830,000	.81.2500	16,250,000	20,000,000	21,789,542		(34,606)			4.750	4.194	FA	382,639	950,000	10/19/2021	08/06/2050
45662N-AF-0	INFINEON TECHNOLOGIES AG CORP_BND	D			2.C YE	10,000,000	.94.4590	9,445,900	10,000,000	10,000,000					4.300	4.300	AO	102,722	430,000	04/05/2016	04/05/2028
456837-AQ-6	ING GROEP NV SENIOR CORP_BND	.0.			1.G FE	999,670	.92.0520	920,524	1,000,000	999,778		31			4.050	4.054	AO	9,225	40,500	04/02/2019	04/09/2029
456873-AC-2	TRANE TECHNOLOGIES FINANCING L SENIOR CO	.0.	1		2.B FE	10,954,300	.83.9190	8,391,890	10,000,000	10,835,180		(23,226)			4.650	4.061	MN	77,500	465,000	08/09/2017	11/01/2044
46132F-AC-4	INVESCO FINANCE PLC SENIOR CORP_BND	.0.	1		2.A FE	8,551,926	.94.6070	8,230,835	8,700,000	8,575,383		3,122			5.375	5.491	MN	40,268	467,625	11/06/2013	11/30/2043
46132F-AD-2	INVESCO FINANCE PLC SENIOR CORP_BND	.0.	1		2.A FE	6,720,858	.96.2370	6,736,597	7,000,000	6,742,164		(250,289)			3.750	3.779	JJ	121,042	262,500	10/08/2015	01/15/2026
46590X-AC-0	JBS USA FOOD CO SENIOR CORP_BND 144A	.0.	2		2.C FE	50,622	.80.8750	40,438	50,000	50,549		(70)			3.750	3.570	JD	156	1,875	12/02/2021	12/01/2031
465CON-AJ-4	JBS USA FOOD CO SENIOR CORP_BND 144A	.0.	2		2.C		0.0000		50,000	182		182			3.750	1,029.094	JD			08/03/2022	12/01/2031
478375-AG-3	JOHNSON CONTROLS INTERNATIONAL SENIOR CO	D	1		2.B FE	4,285,334	.98.0310	4,216,309	4,301,000	4,297,517		2,214			3.625	3.681	JJ	77,523	155,911	12/28/2016	07/02/2024
478375-AH-1	JOHNSON CONTROLS INTERNATIONAL SENIOR CO	.0.	1		2.B FE	7,683,803	.103.0320	7,739,771	7,512,000	7,635,897		(108,306)			6.000	5.676	JJ	207,832	450,720	12/28/2016	01/15/2036
478375-AK-4	JOHNSON CONTROLS INTERNATIONAL SENIOR CO	.0.	1		2.B FE	7,928,535	.88.3450	6,476,587	7,331,000	7,837,448		(17,022)			5.250	4.686	JD	32,073	384,878	12/28/2016	12/01/2041
478375-AN-8	JOHNSON CONTROLS INTERNATIONAL SENIOR CO	.0.	2		2.B FE	67,765	.83.5580	41,779	50,000	67,556		(197)			4.950	3.365	JJ	1,231	2,475	12/02/2021	07/02/2064
478375-AR-9	JOHNSON CONTROLS INTERNATIONAL SENIOR CO	.0.	1		2.B FE	8,705,529	.97.3850	8,872,756	9,111,000	8,734,785		(360,236)			3.900	3.947	FA	135,222	355,329	12/28/2016	02/14/2026
49245P-AA-4	KERRY GROUP FINANCIAL SERVICES SENIOR CO	.0.	1		2.A FE	29,756,495	.98.9070	29,671,950	30,000,000	29,890,276		(95,262)			3.200	3.239	AO	218,667	960,000	04/02/2013	04/09/2023
493738-AD-0	KIA CORP SENIOR CORP_BND 144A	D			2.A FE	994,080	.92.0870	920,866	1,000,000	997,824		613			3.250	3.320	AO	6,319	32,500	04/14/2016	04/21/2026
49374J-AJ-7	KIA CORP SENIOR CORP_BND 144A	.0.			2.A FE	2,992,140	.92.7540	2,782,617	3,000,000	2,994,389		2,249			2.375	2.466	FA	27,115	35,625	02/08/2022	02/14/2025
494386-AB-1	KIMBERLY CLARK DE MEXICO SAB D SENIOR CO	D	1		1.G FE	6,891,226	.97.2500	6,710,250	6,900,000	6,898,840		876			3.800	3.814	AO	60,452	262,200	02/17/2016	04/08/2024
500472-AC-9	KONINKLIJKE PHILIPS NV SENIOR CORP_BND	.0.	1		2.A FE	6,810,186	.106.8330	6,323,423	6,855,000	6,822,042		1,196			6.875	6.927	MS	144,003	471,281	06/02/2009	03/11/2038
500472-AE-5	KONINKLIJKE PHILIPS NV SENIOR CORP_BND	D	1		2.A FE	13,645,517	.87.6920	11,439,395	13,045,000	13,516,257		(15,150)			5.000	4.710	MS	192,051	652,250	06/06/2012	03/15/2042
524671-AA-2	LEGRAND FRANCE SA SENIOR CORP_BND	.0.			1.G FE	5,857,643	.107.9870	5,426,367	5,025,000	5,204,690		(76,444)			8.500	6.664	FA	161,358	427,125	01/26/2011	02/15/2025
53566T-AA-9	LINE ONE PERU METRO EXPANSION SECURED CO	D			2.C FE	19,261,185	.94.8470	18,268,637	19,261,185	19,261,185					4.737	4.764	JAJO	205,291	912,402	03/06/2019	01/10/2033
53566T-AB-7	LINE ONE PERU METRO EXPANSION SECURED CO	D			2.C FE	14,835,458	.94.7570	14,057,665	14,835,458	14,835,458					4.737	4.764	JAJO	158,120	702,756	03/06/2019	04/10/2033
53944Y-AB-9	LLOYDS BANKING GROUP PLC SUB CORP_BND	.0.			2.A FE	9,189,503	.95.5480	7,930,484	8,300,000	8,982,043		(202,283)			4.650	2.010	MS	103,992	385,950	12/20/2021	03/24/2026
53944Y-AE-3	LLOYDS BANKING GROUP PLC SUB CORP_BND	.0.			2.A FE	2,500,000	.73.6390	1,840,973	2,500,000	2,500,000					4.344	4.344	JJ	51,887	108,600	01/04/2018	01/09/2048
552081-AM-3	LYONDELLBASELL INDUSTRIES NV SENIOR CORP	D	2		2.B FE	22,052,160	.79.2230	14,260,050	18,000,000	21,974,359		(67,803)			4.625	3.470	FA	289,063	832,500	11/03/2021	02/26/2055
55607P-AF-2	MACQUARIE GROUP LTD SENIOR CORP_BND 144A	.0.	2		1.G FE	3,000,000	.84.8540	2,545,608	3,000,000	3,000,000					1.629	1.629	MS	13,304	48,870	06/15/2021	09/23/2027
55608J-BE-7	MACQUARIE GROUP LTD SENIOR CORP_BND 144A	D	2		1.G FE	30,804,000	.87.1540	26,846,918	30,804,000	30,804,000					4.442	4.442	JD	38,009	1,026,235	03/15/2022	06/21/2033
55608P-AQ-7	MACQUARIE BANK LTD SENIOR CORP_BND 144A	.0.			1.F FE	14,449,926	.97.3250	14,598,750	15,000,000	14,497,548		(493,540)			4.000	4.018	JJ	253,333	600,000	07/23/2015	07/29/2025
55608X-AB-3	MACQUARIE BANK LTD SUB CORP_BND 144A	.0.			2.B FE	1,253,291	.97.2900	1,203,477	1,237,000	1,242,447		(2,062)			4.875	4.682	JD	3,518	60,304	01/26/2017	06/10/2025
58533E-AC-7	MEITUAN SENIOR CORP_BND 144A	.0.	1		2.C FE	1,997,260	.77.2500	1,997,787	2,000,000	1,997,787		247			3.050	3.066	AO	10,675	61,000	10/21/2020	10/28/2030
606822-BX-1	MITSUBISHI UFJ FINANCIAL GROUP SENIOR CO	.0.	2		1.G FE	6,635,550	.77.1890	5,789,190	7,500,000	6,688,546		52,996			2.309	3.661	JJ	77,448	86,588	03/28/2022	07/20/2032
606822-CD-4	MITSUBISHI UFJ FINANCIAL GROUP SENIOR CO	D	2		1.G FE	16,210,000	.79.9620	12,961,856	16,210,000	16,210,000					2.852	2.852	JJ	208,039	231,155	01/11/2022	01/19/2033
606822-CG-7	MITSUBISHI UFJ FINANCIAL GROUP SENIOR CO	D	2		1.G FE	22,818,000	.90.5710	20,666,445	22,818,000	22,818,000					4.315	4.315	AO	196,919	492,298	04/11/2022	04/19/2033
60687Y-BX-6	MIZUHO FINANCIAL GROUP INC SENIOR CORP_B	D	2		1.G FE	31,457,000	.86.7980	27,304,173	31,457,000	31,457,000					3.261	3.261	MN	111,130	769,360	02/16/2022	05/22/2030
62582P-AA-8	MUENCHENER RUECKVERSICHERUNGS SUB CORP_B	.0.			1.F FE	1,400,000	.99.2500	1,389,500	1,400,000	1,400,000					5.875	5.875	MN	8,682	41,125	05/18/2022	05/23/2042
629470-BC-1	NXP BV SENIOR CORP_BND	.0.	2		2.B FE	3,493,950	.100.3600	3,512,597	3,500,000	3,494,510		560			5.550	5.581	JD	16,188	194,250	05/12/2022	12/01/2028
62954H-AU-2	NXP BV CORP_BND	.0.	2		2.B FE	29,785,594	.70.1420	21,042,480	30,000,000	29,790,842		5,248			3.250	3.301	MN	135,417	487,500	05/12/2022	05/11/2041
632525-AS-0	NATIONAL AUSTRALIA BANK LTD SUB CORP_BND	.0.	2		2.A FE	5,339,500	.84.4650	4,223,230	5,000,000	5,292,868		(39,693)			3.933	2.948	FA	81,391	196,650	10/22/2021	08/02/2034
632525-AY-7	NATIONAL AUSTRALIA BANK LTD SUB CORP_BND	.0.			2.A FE	3,000,000	.78.3000	2,349,006	3,000,000	3,000,000					2.990	2.990	MN	9,967	89,700	05/17/2021	05/21/2031
632525-BB-6	NATIONAL AUSTRALIA BANK LTD SUB CORP_BND	D	2		2.A FE	21,010,000	.76.2520	16,020,440	21,010,000	21,010,000					3.347	3.347	JJ	330,116	351,602	01/04/2022	01/12/2037
65120F-AE-4	NEWCREST FINANCE PTY LTD SENIOR CORP_BND	.0.	1		2.B FE	21,837,600	.71.3550	14,271,040	20,000,000	21,772,281		(38,160)			4.200	3.678	MN	112,000	840,000	03/29/2021	05/13/2050
65535H-AR-0	NOMURA HOLDINGS INC SENIOR CORP_BND	.0.			2.A FE	5,002,700	.91.1200	4,555,990	5,000,000	5,001,970		(730)			1.851	1.835	JJ	42,419	92,550	01/03/2022	07/16/2025
65535H-BA-6	NOMURA HOLDINGS INC SENIOR CORP_BND	D			2.A FE	19,700,000	.78.9060	15,544,521	19,700,000	19,700,000					2.999	2.999	JJ	260,938	313,454	01/04/2022	01/22/2032

ANNUAL STATEMENT FOR THE YEAR 2022 OF THE AMERICAN EQUITY INVESTMENT LIFE INSURANCE COMPANY

SCHEDULE D - PART 1

Showing All Long-Term BONDS Owned December 31 of Current Year

1	2	Codes			6	7	Fair Value		10	11	Change in Book/Adjusted Carrying Value				Interest					Dates	
		3	4	5			8	9			12	13	14	15	16	17	18	19	20	21	22
CUSIP Identification	Description	C o d e	D e s i g n	Bond Char	NAIC Designation, NAIC Designation Modifier and SVO Administrative Symbol	Actual Cost	Rate Used to Obtain Fair Value	Fair Value	Par Value	Book/ Adjusted Carrying Value	Unrealized Valuation Increase/ (Decrease)	Current Year's (Amor-tization) Accretion	Current Year's Other-Than-Temporary Impairment Recognized	Total Foreign Exchange Change in Book/ Adjusted Carrying Value	Rate of	Effective Rate of	When Paid	Admitted Amount Due and Accrued	Amount Received During Year	Acquired	Stated Contractual Maturity Date
65557F-AH-9	NORDEA BANK ABP SUB CORP_BND 144A	..0.	D	2	..1.G FE	3,000,000	..92.2590	2,767,773	3,000,000	3,000,000					..4.625	..4.625	MS	41,625	138,750	09/06/2018	09/13/2033
67502H-AA-6	OCEAN SPRAY CHILE SPA CORP_BND	..0.	C		..2.C	5,229,898	..69.1930	3,618,723	5,229,898	5,229,898					..3.390	..3.390	MON	7,880	177,197	09/30/2016	08/15/2036
67577T-AA-6	OEBRECHT HOLDCO FINANCE LTD SENIOR CORP	..0.	D		..6.Z		..0.2170	6,883	3,168,620		307,141	20,837	346,616		..0.000	..0.000	N/A			03/01/2021	09/10/2058
67614C-AB-6	OEC FINANCE LTD SENIOR CORP_BND 144A	..0.	D	1	..6.FE		..2.0000	59,996			231,139	(20,688)	328,643		..5.125	..0.000	JD	2,135	149,316	12/27/2022	12/26/2026
68521B-AB-5	ORANGE SA SENIOR CORP_BND	..0.	D	1	..2.A FE	765,902	..99.0840	644,048	650,000	746,389		(2,830)			..5.500	..4.398	FA	14,399	35,750	12/29/2014	02/06/2044
68620Y-A#-9	ORIGIN ENERGY FINANCE LTD SENIOR CORP_BN	..0.	D		..2.B	25,000,000	..96.6280	24,157,000	25,000,000	25,000,000					..5.160	..5.160	JJ	594,833	1,290,000	01/15/2019	01/15/2029
714294-AH-8	PERRIGO COMPANY PLC SENIOR CORP_BND	..0.	D	1	..3.B FE	8,031,400	..75.5000	6,040,000	8,000,000	8,026,267		(797)			..5.300	..5.272	MN	54,178	424,000	10/06/2014	11/15/2043
756250-AE-9	RECKITT BENCKISER TREASURY SER SENIOR CO	..0.	D	1	..1.G FE	36,907,090	..92.2830	34,144,784	37,000,000	36,953,954		9,444			..3.000	..3.030	JD	15,417	1,110,000	06/17/2019	06/26/2027
759470-AX-5	RELiance INDUSTRIES LTD SENIOR CORP_BND	..0.	D	1	..2.B FE	10,860,160	..92.3480	10,158,280	11,000,000	10,922,925		13,848			..3.667	..3.824	MN	34,735	403,370	02/08/2018	11/30/2027
75968N-AD-3	RENAISSANCE HOLDINGS LTD SENIOR CORP_B	..0.	D	1	..1.G FE	4,930,300	..90.3720	4,518,575	5,000,000	4,953,376		6,458			..3.600	..3.768	AO	38,000	180,000	03/28/2019	04/15/2029
767201-AL-0	RIO TINTO FINANCE USA LTD SENIOR CORP	..0.	D	1	..1.F FE	4,678,937	..100.2320	4,214,760	4,205,000	4,615,224		(15,362)			..5.200	..4.395	MN	35,836	218,660	08/09/2018	11/02/2040
767201-AT-3	RIO TINTO FINANCE USA LTD SENIOR CORP	..0.	D	2	..1.F FE	6,201,594	..67.1130	4,207,960	6,270,000	6,203,321		1,486			..2.750	..2.804	MN	28,259	172,425	10/28/2021	11/02/2051
780097-BG-5	NATWEST GROUP PLC SENIOR CORP_BND	..0.	D	2	..1.G FE	500,000	..94.2000	471,001	500,000	500,000					..4.892	..2.922	MN	5,182	24,460	05/15/2018	05/18/2029
78413H-AA-7	SES SA SENIOR CORP_BND 144A	..0.	D	1	..2.B FE	25,292,920	..99.1250	24,781,250	25,000,000	25,008,767		(33,421)			..3.600	..3.462	AO	217,500	900,000	04/24/2013	04/04/2023
78413H-AB-5	SES SA SENIOR CORP_BND 144A	..0.	D		..2.B FE	22,879,200	..75.3750	15,075,000	20,000,000	22,780,222		(84,649)			..5.300	..4.268	AO	256,167	1,060,000	10/26/2021	04/04/2043
78467K-C#-2	SSE PLC CORP_BND	..0.	D		..2.A	15,000,000	..94.6350	14,195,250	15,000,000	15,000,000					..3.670	..3.670	MS	175,854	550,500	09/06/2016	09/06/2026
79586K-AA-9	SAMARCO MINERACAO SA SENIOR CORP_BND 144	..0.	D	1	..6.FE	2,415,000	..42.0000	2,940,000	7,000,000	2,415,000					..0.000	..21.598	MN			10/01/2016	11/01/2024
80281L-AB-1	SANTANDERUKGROUPOHOLDINGSPL SUB CORP_BND	..0.	D		..2.A FE	9,898,428	..77.2910	5,936,722	7,681,000	9,829,382		(58,765)			..5.625	..3.779	MS	127,217	432,056	10/22/2021	09/15/2045
80283L-AA-1	SANTANDER UK PLC SUB CORP_BND 144A	..0.	D	1	..2.A FE	10,808,500	..98.7320	9,873,190	10,000,000	10,090,992		(103,419)			..5.000	..3.900	MN	75,000	500,000	02/03/2015	11/07/2023
822582-AD-4	SHELL INTERNATIONAL FINANCE BV SENIOR CO	..0.	D	1	..1.D FE	34,063,053	..110.9340	32,427,205	29,231,000	32,785,874		(706,635)			..6.375	..4.657	JD	82,821	1,863,476	11/22/2010	12/15/2038
822582-AN-2	SHELL INTERNATIONAL FINANCE BV SENIOR CO	..0.	D	1	..1.E FE	10,702,400	..102.6210	10,262,080	10,000,000	10,531,520		(19,018)			..5.500	..5.035	MS	146,667	550,000	05/28/2011	03/25/2040
822582-AT-9	SHELL INTERNATIONAL FINANCE BV SENIOR CO	..0.	D	1	..1.E FE	8,080,222	..80.8980	7,123,051	8,805,000	8,219,112		19,069			..3.625	..4.123	FA	115,260	319,181	07/24/2014	08/21/2042
826200-AD-9	SIEMENS FINANCIERINGSMAATSCHAP SENIOR CO	..0.	D	1	..1.E FE	2,094,370	..104.0000	2,080,000	2,000,000	2,028,979		(7,125)			..6.125	..5.673	FA	45,597	122,500	12/16/2010	08/17/2026
82620K-AM-5	SIEMENS FINANCIERINGSMAATSCHAP SENIOR CO	..0.	D	1	..1.E FE	8,473,970	..74.9730	6,747,534	9,000,000	8,536,289		11,543			..3.300	..3.619	MS	87,450	297,000	01/30/2017	09/15/2046
82620K-AT-0	SIEMENS FINANCIERINGSMAATSCHAP SENIOR CO	..0.	D	1	..1.E FE	9,964,500	..87.5880	8,758,800	10,000,000	9,968,385		740			..4.200	..4.221	MS	122,500	420,000	03/07/2017	03/16/2047
82620K-BF-9	SIEMENS FINANCIERINGSMAATSCHAP SENIOR CO	..0.	D	1	..1.E FE	29,945,400	..73.9830	22,195,020	30,000,000	29,949,444		2,087			..2.875	..2.887	MS	263,542	862,500	04/21/2021	03/11/2041
82650N-AA-0	SIGMA FINANCE NETHERLANDS BV SENIOR CORP	..0.	D	2	..2.C FE	19,125,000	..95.0000	16,150,000	17,000,000	18,756,549		(324,914)			..4.875	..2.650	MS	216,396	828,750	11/09/2021	03/27/2028
83192P-AA-6	SMITH & NEPHEW PLC SENIOR CORP_BND	..0.	D	1	..2.B FE	1,427,950	..78.3460	1,119,570	1,429,000	1,428,162		98			..2.032	..2.040	AO	6,211	29,037	10/30/2020	10/14/2030
833636-AE-3	SOCIEDAD QUIMICA Y MINERA DE C SENIOR CO	..0.	D	1	..2.A FE	16,239,020	..99.3710	16,284,919	16,388,000	16,383,445		17,487			..3.625	..3.736	AO	145,216	594,065	06/14/2013	04/03/2023
83367T-BR-9	SOCIETEGENERALES SUB CORP_BND 144A	..0.	D		..2.C FE	8,292,004	..95.9930	7,295,468	7,600,000	8,113,539		(169,405)			..4.750	..2.324	MN	37,103	361,000	12/09/2021	11/24/2025
83368R-BJ-0	SOCIETEGENERALES SRBN CORP_BND 144A	..0.	D	2	..2.B FE	14,462,100	..78.7860	11,817,840	15,000,000	14,498,013		35,913			..3.337	..3.739	JJ	222,467	253,056	02/11/2022	01/21/2033
85325A-AL-4	STANDARDCHARTEREDPLC SUB CORP_BND 144A	..0.	D		..2.B FE	8,461,867	..98.9960	7,820,692	7,900,000	8,189,026		(264,653)			..5.200	..1.732	JJ	176,872	410,800	01/03/2022	01/26/2024
85325A-AL-0	STANDARDCHARTEREDPLC SUB CORP_BND 144A	..0.	D		..2.B FE	11,800,890	..90.9390	8,184,510	9,000,000	11,702,037		(82,887)			..5.700	..3.655	MS	513,000	335,375	10/18/2021	03/26/2044
85917P-AB-3	STERIS IRISH FINCO UNLIMITED C SENIOR CO	..0.	D	2	..2.B FE	55,668	..71.8160	35,908	50,000	55,537		(122)			..3.750	..3.148	MS	552	1,875	12/02/2021	03/15/2051
86562M-CN-8	SUMITOMO MITSUI FINANCIAL GROU SENIOR CO	..0.	D		..1.G FE	11,450,000	..84.3480	9,657,846	11,450,000	11,450,000					..2.472	..2.472	JJ	131,301	141,522	01/05/2022	01/14/2029
86562M-CQ-1	SUMITOMO MITSUI FINANCIAL GROU SENIOR CO	..0.	D		..1.G FE	24,455,000	..70.4010	17,216,638	24,455,000	24,455,000					..3.050	..3.050	JJ	346,004	372,939	01/05/2022	01/14/2042
86563V-AZ-2	SUMITOMO MITSUI TRUST BANK LTD SENIOR CO	..0.	D		..1.F FE	1,401,793	..94.2140	1,321,822	1,403,000	1,402,110		316			..2.550	..2.580	MS	11,031	17,888	03/03/2022	03/10/2025
86964W-AF-9	SUZANO AUSTRIA GMBH SENIOR CORP_BND	..0.	D	1	..2.C FE	6,420,400	..99.2820	5,956,902	6,000,000	6,286,848		(45,591)			..6.000	..5.036	JJ	166,000	360,000	08/12/2019	01/15/2029
87124V-AF-6	SYDNEY AIRPORT FINANCE COMPANY SECURED C	..0.	D	1	..2.A FE	16,541,725	..94.3350	15,612,476	16,550,000	16,546,913		859			..3.625	..3.631	AO	104,989	644,344	04/21/2016	04/28/2026
87124V-D#-5	SYDNEY AIRPORT FINANCE COMPANY CORP_BND	..0.	D		..2.A	4,000,000	..72.6890	2,907,560	4,000,000	4,000,000					..2.830	..2.830	JD	4,717	113,200	06/15/2020	06/16/2035
874060-A#-6	TAKEDA PHARMACEUTICAL CO LTD SENIOR CORP	..0.	D	1	..2.B FE	2,540,178	..99.0840	2,526,647	2,550,000	2,543,094		982			..5.000	..5.054	MN	12,396	127,500	12/13/2019	11/26/2028
874060-AZ-9	TAKEDA PHARMACEUTICAL CO LTD SENIOR CORP	..0.	D	2	..2.B FE	13,714,050	..68.6920	10,303,860	15,000,000	13,737,982		23,932			..3.175	..3.663	JJ	227,542	238,125	02/03/2022	07/09/2050
874060-BD-7	TAKEDA PHARMACEUTICAL CO LTD SENIOR CORP	..0.	D	2	..2.B FE	2,406,993	..67.7400	1,862,856	2,750,000	2,410,273		3,281			..3.375	..4.015	JJ	44,344	46,406	03/02/2022	07/09/2060
87927V-AF-5	TELECOM ITALIA CAPITAL SA SENIOR CORP_BN	..0.	D	1	..4.A FE	4,987,950	..82.3750	4,118,750	5,000,000	4,992,645		457			..6.375	..6.394	MN	40,729	318,750	01/04/2010	11/15/2033
87927V-AM-0	TELECOM ITALIA CAPITAL SA SENIOR CORP_BN	..0.	D	1	..4.A FE	9,448,851	..76.8750	7,577,569	9,857,000	9,587,969		15,058			..6.000	..6.333	MS	149,498	591,420	01/13/2010	09/30/2034
87938W-AU-7	TELEFONICA EMISIONES SAU SENIOR CORP_BND	..0.	D	1	..2.C FE	43,296,880	..81.1600	30,840,686	38,000,000	43,090,923		(122,574)			..5.213	..4.304	MS	621,795	1,980,940	04/14/2021	03/08/2047
87938W-AV-5	TELEFONICA EMISIONES SAU SENIOR CORP_BND	..0.	D	1	..2.C FE	5,000,000	..79.6700	3,983,490	5,000,000	5,000,000					..4.665	..4.665	MS	74,510	233,250	02/27/2018	03/06/2038

ANNUAL STATEMENT FOR THE YEAR 2022 OF THE AMERICAN EQUITY INVESTMENT LIFE INSURANCE COMPANY

SCHEDULE D - PART 1

Showing All Long-Term BONDS Owned December 31 of Current Year

1	2	Codes			6	7	Fair Value		10	11	Change in Book/Adjusted Carrying Value				Interest					Dates	
		3	4	5			8	9			12	13	14	15	16	17	18	19	20	21	22
CUSIP Identification	Description	C o d e	F o r e i g n	Bond Char	NAIC Designation, NAIC Designation Modifier and SVO Administrative Symbol	Actual Cost	Rate Used to Obtain Fair Value	Fair Value	Par Value	Book/ Adjusted Carrying Value	Unrealized Valuation Increase/ (Decrease)	Current Year's (Amor-tization) Accretion	Current Year's Other-Than-Temporary Impairment Recognized	Total Foreign Exchange Change in Book/ Adjusted Carrying Value	Rate of	Effective Rate of	When Paid	Admitted Amount Due and Accrued	Amount Received During Year	Acquired	Stated Contractual Maturity Date
87969N-AD-7	TELSTRA CORPORATION LTD SENIOR CORP_BND	..0.	D	1	..1.G FE	34,738,470	..96.4170	33,745,845	35,000,000	34,927,201		126,816			..3.125	..3.218	AO	255,208	1,093,750	10/06/2015	..04/07/2025
88032W-AG-1	TENCENT HOLDINGS LTD SENIOR CORP_BND 144	..0.	D	1	..1.E FE	14,795,250	..92.1430	13,821,390	15,000,000	14,886,883		14,114			..3.595	..3.760	JJ	242,663	539,250	01/30/2018	..01/19/2028
88032W-AH-9	TENCENT HOLDINGS LTD SENIOR CORP_BND 144	..0.	D	2	..1.E FE	5,364,350	..79.1840	3,959,210	5,000,000	5,343,853		(18,070)			..3.925	..3.325	JJ	88,313	196,250	11/04/2021	..01/19/2038
88032W-AN-6	TENCENT HOLDINGS LTD SENIOR CORP_BND 144	..0.	D	1	..1.E FE	9,108,465	..92.3540	8,034,807	8,700,000	8,975,145		(40,422)			..3.975	..3.391	AO	76,850	345,825	07/18/2019	..04/11/2029
881575-AC-8	TESCO PLC SENIOR CORP_BND 144A	..0.	D	1	..2.C FE	12,055,367	..93.3750	9,974,318	10,682,000	11,655,675		(42,747)			..6.150	..5.255	MN	83,943	656,943	10/15/2010	..11/15/2037
89153V-AV-1	TOTALENERGIES CAPITAL INTERNAT SENIOR CO	..0.	D	1	..1.E FE	1,000,000	..71.0660	710,655	1,000,000	1,000,000					..3.127	..3.127	MN	2,780	31,270	05/26/2020	..05/29/2050
89366L-AE-4	TRANSELEC SA SENIOR CORP_BND 144A	..0.	D	1	..2.B FE	983,750	..90.5620	905,619	1,000,000	989,089		1,566			..3.875	..4.081	JJ	18,191	38,750	06/05/2019	..01/12/2029
89641U-AC-5	TRINITY ACQUISITION PLC SENIOR CORP_BND	..0.	D	1	..2.B FE	19,155,407	..96.0000	19,200,000	20,000,000	19,211,669		(861,365)			..4.400	..4.299	MS	259,111	880,000	03/24/2016	..03/15/2026
898339-AB-2	FIDEIOMISO FIBRA UNO BANCO AC SENIOR CO	..0.	D	2	..2.B FE	23,368,750	..82.2490	16,449,720	20,000,000	23,304,221		(56,010)			..6.390	..5.232	JJ	589,300	1,278,000	10/21/2021	..01/15/2050
902133-AG-2	TYCO ELECTRONICS GROUP SA SENIOR CORP_BN	..0.	D	1	..1.G FE	8,800,802	..113.7030	8,658,445	7,615,000	8,748,648		(10,456)			..7.125	..5.625	AO	135,642	71,250	11/16/2022	..10/01/2037
902133-AR-8	TYCO ELECTRONICS GROUP SA SENIOR CORP_BN	..0.	D	1	..1.G FE	2,100,553	..97.8660	2,020,038	2,070,000	2,075,267		(3,749)			..3.450	..3.256	FA	29,756	71,415	07/07/2015	..08/01/2024
902133-AT-4	TYCO ELECTRONICS GROUP SA SENIOR CORP_BN	..0.	D	1	..1.G FE	9,731,763	..96.1360	9,613,560	10,000,000	9,756,667		(232,344)			..3.700	..3.729	FA	139,778	370,000	01/25/2016	..02/15/2026
902133-AY-3	TYCO ELECTRONICS GROUP SA SENIOR CORP_BN	..0.	D	2	..1.G FE	9,327,840	..82.1100	7,812,786	9,515,000	9,342,834		14,995			..2.500	..2.726	FA	97,132	118,938	02/01/2022	..02/04/2032
902613-AK-4	UBS AG LONDON BRANCH SENIOR CORP_BND 14	..0.	D	2	..1.G FE	14,257,050	..77.3600	11,603,955	15,000,000	14,307,694		50,644			..2.746	..3.286	FA	160,183	240,275	02/11/2022	..02/11/2033
902613-AL-2	UBS AG LONDON BRANCH SENIOR CORP_BND 14	..0.	D	2	..1.G FE	29,585,000	..68.7620	20,343,356	29,585,000	29,585,000					..3.179	..3.179	FA	365,753	548,506	01/04/2022	..02/11/2043
902674-YU-8	UBS AG LONDON ELN 23/11/09 USD SENIOR CO	..0.	D	2	..1.D FE	2,992,980	..93.0040	2,790,120	3,000,000	2,995,209		..2.229			..1.375	..1.455	JJ	19,250	20,625	01/04/2022	..01/13/2025
90351D-AF-4	UBS AG LONDON BRANCH SENIOR CORP_BND 14	..0.	D1.G FE	6,984,530	..96.0160	6,721,113	7,000,000	6,994,243		1,227			..4.125	..4.152	AO	60,958	288,750	03/29/2016	..04/15/2026
92841F-AA-4	VISTAJET MALTA FINANCE PLC CORP_BND	..0.	D1.G PL	14,377,628	..93.8690	13,496,135	14,377,628	14,377,628					..4.500	..4.500	JJ	298,336	646,993	03/23/2020	..07/15/2027
92857W-AB-6	VODAFONE GROUP PLC SENIOR CORP_BND	..0.	D	1	..2.B FE	11,955,300	..104.6340	11,772,293	11,250,000	11,671,969		(30,853)			..6.250	..5.748	MN	60,547	703,125	07/07/2010	..11/30/2032
92857W-BD-1	VODAFONE GROUP PLC SENIOR CORP_BND	..0.	D	1	..2.B FE	9,871,600	..80.6340	8,063,400	10,000,000	9,897,033		3,109			..4.375	..4.453	FA	160,417	437,500	02/11/2013	..02/19/2043
92857W-BS-8	VODAFONE GROUP PLC SENIOR CORP_BND	..0.	D2.B FE	7,594,860	..84.6750	5,080,512	6,000,000	7,553,506		(35,825)			..4.875	..3.386	JD	9,750	292,500	10/29/2021	..06/19/2049
92857W-BU-3	VODAFONE GROUP PLC SENIOR CORP_BND	..0.	D	1	..2.B FE	34,086,500	..77.4560	23,236,800	30,000,000	33,947,951		(70,461)			..4.250	..3.504	MS	368,333	1,275,000	04/21/2021	..09/17/2050
961214-DC-4	WESTPAC BANKING CORP SENIOR CORP_BND	..0.	D1.D FE	34,951,350	..92.8100	32,483,535	35,000,000	34,980,793		4,965			..2.700	..2.716	FA	346,500	945,000	08/11/2016	..08/19/2026
961214-EF-6	WESTPAC BANKING CORP SUB CORP_BND	..0.	D	2	..2.A FE	2,074,960	..85.6480	1,712,954	2,000,000	2,055,913		(7,553)			..4.110	..3.622	JJ	35,848	82,200	05/27/2020	..07/24/2034
961214-EG-4	WESTPAC BANKING CORP SUB CORP_BND	..0.	D2.A FE	1,417,813	..82.0730	1,231,089	1,500,000	1,417,848		36			..4.421	..4.886	JJ	28,921	44,210	12/27/2022	..07/24/2039
961214-EX-7	WESTPAC BANKING CORP SUB CORP_BND	..0.	D	2	..2.A FE	14,270,000	..73.6840	10,514,750	14,270,000	14,270,000					..3.020	..3.020	MN	51,475	430,954	11/08/2021	..11/18/2036
961214-EY-5	WESTPAC BANKING CORP SUB CORP_BND	..0.	D2.A FE	5,260,000	..66.0870	3,476,171	5,260,000	5,260,000					..3.133	..3.133	MN	19,684	164,796	11/08/2021	..11/18/2041
98420E-AD-7	XL GROUP LTD SUB CORP_BND	..0.	D	1	..1.G FE	3,459,155	..92.4540	3,282,099	3,550,000	3,471,367		1,571			..5.500	..5.670	MS	49,355	195,250	12/02/2021	..03/31/2045
984851-AD-7	YARA INTERNATIONAL ASA SENIOR CORP_BND 1	..0.	D	1	..2.B FE	34,825,710	..92.3750	32,331,250	35,000,000	34,929,877		38,280			..3.800	..3.863	JD	92,361	1,330,000	03/20/2018	..06/06/2026
984851-AF-2	YARA INTERNATIONAL ASA SENIOR CORP_BND 1	..0.	D	1	..2.B FE	9,974,800	..92.1580	9,215,830	10,000,000	9,984,890		..2.391			..4.750	..4.782	JD	39,583	475,000	05/24/2018	..06/01/2028
A3158#-AD-1	HOFER FINANCIAL SERVICES GMBH CORP_BND	..0.	D1.G PL	10,000,000	..94.5680	9,456,793	10,000,000	10,000,000					..3.660	..3.660	JJ	158,600	366,000	07/25/2017	..07/25/2027
BMS176-BW-6	SENECA RESOURCES LLC SENIOR CORP_BND	..0.	C1.F FE	430,297	..100.0000	430,297	430,297	430,297					..4.691	..4.636	MAY	12,448		05/24/2022	..09/29/2045
C2617#-AD-8	COMPUTERSHARE INVESTOR SERVICE CORP_BND	..0.	D2.B	15,000,000	..99.3020	14,895,300	15,000,000	15,000,000					..4.420	..4.420	FA	261,517	663,000	02/09/2012	..02/09/2024
D2736#-AN-9	FRITZ DRAXLMAIER GMBH & CO KG CORP_BND	..0.	D2.C PL	2,000,000	..97.5930	1,951,860	2,000,000	2,000,000					..5.000	..5.000	AO	24,722	67,000	04/02/2014	..04/02/2024
D2736#-AV-1	FRITZ DRAXLMAIER GMBH & CO KG CORP_BND	..0.	D2.C PL	7,550,000	..93.8600	7,086,430	7,550,000	7,550,000					..4.530	..4.530	AO	72,203	368,440	10/15/2019	..10/15/2025
E0728T-AA-0	ATRESMEDIA CORPORATION DE MEDI SENIOR CO	..0.	D	1	..2.C	5,000,000	..89.8750	4,493,750	5,000,000	5,000,000					..4.750	..4.750	JJ	112,153	237,500	07/11/2018	..07/11/2025
E0728T-AB-8	ATRESMEDIA CORPORATION DE MEDI SENIOR CO	..0.	D	1	..2.C	4,000,000	..97.6250	3,905,000	4,000,000	4,000,000					..4.480	..4.480	JJ	84,622	179,200	07/11/2018	..07/11/2023
F3166#-AL-8	ESSILORLUXOTTICA SA CORP_BND	..0.	D1.F	14,000,000	..90.6730	12,694,220	14,000,000	14,000,000					..2.650	..2.650	JJ	181,378	371,000	01/05/2017	..01/05/2027
F5616K-AC-8	LA MONDIALE SAM SUB CORP_BND	..0.	D	2	..2.A FE	1,086,250	..93.5000	935,000	1,000,000	1,043,385		(9,467)			..5.875	..4.691	JJ	25,295	58,750	01/15/2018	..01/26/2047
G1696#-BL-9	BUNZL FINANCE PLC SENIOR CORP_BND	..0.	D2.A	5,000,000	..94.7360	4,736,800	5,000,000	5,000,000					..3.930	..3.930	MN	22,925	196,500	11/19/2015	..11/19/2027
G1696#-BM-7	BUNZL FINANCE PLC CORP_BND	..0.	D2.A	7,000,000	..93.9310	6,575,170	7,000,000	7,000,000					..3.980	..3.980	MN	32,503	278,600	11/19/2015	..11/19/2028
G2242#-AB-9	COATS GROUP FINANCE COMPANY LT SENIOR CO	..0.	D2.C	8,000,000	..92.3780	7,390,240	8,000,000	8,000,000					..4.070	..4.070	JD	22,611	325,600	12/06/2017	..12/06/2027
G2616#-AG-6	DCC PLC SENIOR CORP_BND	..0.	D2.B	19,000,000	..97.0030	18,430,570	19,000,000	19,000,000					..4.680	..4.680	MN	98,800	889,200	05/20/2014	..05/21/2026
G4588#-BK-6	INTERMEDIATE CAPITAL GROUP PLC CORP_BND	..0.	D2.B	13,000,000	..98.1630	12,761,190	13,000,000	13,000,000					..4.660	..4.660	MS	154,816	605,800	09/29/2016	..09/29/2024
G4588#-BR-1	INTERMEDIATE CAPITAL GROUP PLC CORP_BND	..0.	D2.B	15,000,000	..97.9720	14,695,800	15,000,000	15,000,000					..4.990	..4.990	MS	197,521	748,500	03/26/2019	..03/26/2026
G4989#-AC-0	JACKSON SQUARE AVIATION IRELAN CORP_BND	..0.	D2.A PL	5,000,000	..89.0240	4,451,190	5,000,000	5,000,000					..3.840	..3.839	JD	1,600	192,000	09/28/2017	..09/28/2027
G5635P-AL-3	LONGFOR GROUP HOLDINGS LTD SENIOR CORP_B	..0.	D	1	..3.A FE	5,065,310	..67.0000	3,216,000	4,800,000	5,043,542		(21,769)			..3.850	..3.199	JJ	86,240	92,400	01/19/2022	..01/13/2032
G5963#-AH-6	MEGGITT PLC CORP_BND	..0.	D2.B PL	10,000,000	..89.4820	8,948,200	10,000,000	10,000,000					..3.600	..3.600	JJ	175,000	360,000	07/06/2016	..07/06/2026

ANNUAL STATEMENT FOR THE YEAR 2022 OF THE AMERICAN EQUITY INVESTMENT LIFE INSURANCE COMPANY

SCHEDULE D - PART 1

Showing All Long-Term BONDS Owned December 31 of Current Year

1	2	Codes			6	7	Fair Value		10	11	Change in Book/Adjusted Carrying Value				Interest					Dates	
		3	4	5			8	9			12	13	14	15	16	17	18	19	20	21	22
CUSIP Identification	Description	C o d e	F o r e i g n	Bond Char	NAIC Designation, NAIC Designation Modifier and SVO Administrative Symbol	Actual Cost	Rate Used to Obtain Fair Value	Fair Value	Par Value	Book/ Adjusted Carrying Value	Unrealized Valuation Increase/ (Decrease)	Current Year's (Amor-tization) Accretion	Current Year's Other-Than-Temporary Impairment Recognized	Total Foreign Exchange Change in Book/ Adjusted Carrying Value	Rate of	Effective Rate of	When Paid	Admitted Amount Due and Accrued	Amount Received During Year	Acquired	Stated Contractual Maturity Date
G6515#-AJ-3	JOHN WOOD GROUP PLC CORP_BND	D			2.C	6,112,184	.94.2520	5,760,856	6,112,184	6,112,184					4.610	4.610	JJ	140,103	318,445	07/02/2019	07/02/2026
G6515#-AK-0	JOHN WOOD GROUP PLC CORP_BND	D			2.C	4,595,627	.91.7410	4,216,074	4,595,627	4,595,627					4.780	4.780	JJ	109,225	247,245	07/02/2019	07/02/2029
G8038#-AP-3	SERCO GROUP PLC CORP_BND	D			2.C PL	8,000,000	.86.0010	6,880,080	8,000,000	8,000,000					3.550	3.550	AO	65,478	284,000	10/07/2020	10/08/2027
G8038#-AQ-1	SERCO GROUP PLC CORP_BND	D			2.C PL	10,000,000	.81.2770	8,127,700	10,000,000	10,000,000					3.870	3.870	AO	89,225	387,000	10/07/2020	10/08/2030
G8056*-AA-7	SEVERN TRENT WATER LTD CORP_BND	D			2.A	5,000,000	.90.5970	4,529,850	5,000,000	5,000,000					3.690	3.690	MS	60,475	184,500	03/03/2016	03/03/2027
G81269-AA-3	SHIMADZUGROUPHOLDINGSLTD SENIOR CORP_BND	.0.	2		5.B FE	365,988	.17.5000	764,750	4,370,000	365,988		(16,709)	4,216,646		4.600	3.562	JJ	93,809	100,510	01/19/2022	07/13/2030
G9006#-AH-9	TRANSMISSION FINANCE DAC CORP_BND	D			2.B	20,000,000	.92.7850	18,557,000	20,000,000	20,000,000					3.180	3.180	MN	100,700	636,000	05/04/2016	05/04/2026
G9284#-BD-8	VITOL FINANCE LTD CORP_BND	D			2.B	5,000,000	.98.9330	4,946,650	5,000,000	5,000,000					4.400	4.400	JD	2,444	220,000	06/27/2013	06/27/2023
G9897U-AF-0	ZURICH FINANCE IRELAND DAC SUB CORP_BN	.0.	2		1.F FE	16,928,550	.75.2080	12,785,360	17,000,000	16,932,224		2,683			3.000	2.999	APR	357,000	510,000	10/21/2021	04/19/2051
L8038*-AA-4	SBM BALEIA AZUL SARL SECURED CORP_BND	D			3.C	6,503,200	.95.1020	6,184,673	6,503,200	6,503,200					5.500	5.500	MJSD	15,897	357,676	10/31/2012	09/15/2027
L9082*-AM-1	TRAFIGURA FUNDING SA CORP_BND	C			2.A PL	18,000,000	.98.5380	17,736,840	18,000,000	18,000,000					5.550	5.550	MN	88,800	999,000	05/29/2018	05/29/2023
L9082*-AN-9	TRAFIGURA FUNDING SA CORP_BND	C			2.A PL	18,000,000	.95.4720	17,184,960	18,000,000	18,000,000					5.720	5.720	MN	91,520	1,029,600	05/29/2018	05/29/2025
M1586M-AC-1	BANK HAPOALIM BM SUB CORP_BND	.0.	2		2.B FE	3,000,000	.85.9580	2,578,740	3,000,000	3,000,000					3.255	3.253	JJ	45,876	73,037	10/14/2021	01/21/2032
N4578E-JU-3	ING GROEP NV SUB CORP_BND	.0.	2		2.B FE	3,899,920	.97.6130	3,904,520	4,000,000	3,900,416		496			4.700	5.250	MS	51,700		12/21/2022	03/22/2028
N8061#-AB-6	VTTI BV CORP_BND	D			2.C Z	2,000,000	.97.0680	1,941,360	2,000,000	2,000,000					4.870	4.870	JD	4,329	97,400	12/15/2015	12/15/2025
N8061#-AC-4	VTTI BV CORP_BND	D			2.C	7,000,000	.95.4710	6,682,970	7,000,000	7,000,000					4.970	4.970	JD	15,462	347,900	12/15/2015	12/15/2027
N8061#-AG-5	VTTI BV CORP_BND	D			3.A	8,000,000	.84.3590	6,748,720	8,000,000	8,000,000					4.050	4.050	JD	14,400	324,000	12/13/2017	12/15/2027
N8061#-AH-3	VTTI BV CORP_BND	D			3.C	4,000,000	.87.2880	3,491,520	4,000,000	4,000,000					4.150	4.150	JD	7,378	166,000	12/13/2017	12/15/2029
P4000*-AE-5	CORPORACION INMOBILIARIA VESTA CORP_BND	D			2.C FE	10,000,000	.88.2140	8,821,400	10,000,000	10,000,000					5.180	5.180	JD	24,461	518,000	06/25/2019	06/14/2029
P4001*-AC-8	ENVASES UNIVERSALES DE MEXICO CORP_BND	D			2.C PL	4,000,000	.79.5240	3,180,960	4,000,000	4,000,000					3.610	3.610	FA	56,958	139,836	02/09/2021	02/09/2031
P4001*-AD-6	ENVASES UNIVERSALES DE MEXICO CORP_BND	D			2.C PL	5,000,000	.78.9970	3,949,827	5,000,000	5,000,000					3.660	3.660	JJ	84,383	183,000	07/01/2021	07/15/2031
P4001*-AE-4	ENVASES UNIVERSALES DE MEXICO CORP_BND	D			2.C PL	6,000,000	.78.0630	4,683,780	6,000,000	6,000,000					3.710	3.710	FA	87,803	215,565	02/09/2021	02/09/2033
P4001*-AF-1	ENVASES UNIVERSALES DE MEXICO CORP_BND	D			2.C PL	8,000,000	.75.9720	6,077,759	8,000,000	8,000,000					3.760	3.760	JJ	138,702	300,800	07/01/2021	07/15/2033
P7003*-AA-3	LA BUFA WIND SAPI DE CV CORP_BND	.0.			3.B PL	17,981,530	.93.2680	16,771,014	17,981,530	17,981,530					5.770	5.811	MJSD	2,882	1,178,397	05/21/2019	09/30/2037
PPE1EV-LO-3	SENECA RESOURCES LLC SENIOR CORP_BND	.0.	C		1.A FE	31,058,294	.61.5900	18,495,477	30,030,000	31,027,246		(31,048)			2.240	2.034	MON	29,897	478,345	04/04/2022	04/16/2042
PPE4EG-30-2	SENECA RESOURCES LLC SUB CORP_BND	.0.	C		1.D FE	796,367	.51.9600	400,092	770,000	795,597		(770)			2.570	2.358	MON	880	14,805	04/04/2022	04/16/2042
PPEE39-QS-2	LBC TANK TERMINALS HOLDING NET SUB CORP	.0.	C		2.B FE	29,850,000	.80.5500	24,165,000	30,000,000	29,870,641		18,616			4.680	4.750	MN	214,500	1,326,000	12/02/2021	10/27/2029
PREN10-62-4	DALRYMPLE BAY FINANCE PTY LTD SECURED CO	.0.	D		2.B FE	10,000,000	.77.4600	7,746,000	10,000,000	10,000,000					4.600	4.600	MS	123,944	258,110	03/02/2022	03/02/2034
PPFOKG-SG-3	ENBW ENERGIE BADEN WUERTTEMBER SENIOR CO	.0.	D		2.A Z	7,100,000	.101.0900	7,177,390	7,100,000	7,100,000					6.420	6.420	MN	65,841		11/09/2022	11/09/2025
PPFZ3H-XF-6	ENBW ENERGIE BADEN WUERTTEMBER SENIOR CO	.0.	D		2.A Z	7,100,000	.102.0200	7,243,420	7,100,000	7,100,000					6.450	6.450	MN	66,148		11/09/2022	11/09/2027
Q0182#-AA-6	ALINTA ENERGY FINANCE PTY LTD CORP_BND	D			2.C PL	30,000,000	.96.0460	28,813,800	30,000,000	30,000,000					4.640	4.640	MS	367,333	1,392,000	10/01/2018	09/26/2026
Q0458*-AB-5	AQUASURE FINANCE PTY LTD CORP_BND	D			1.G FE	16,000,000	.99.2490	15,879,840	16,000,000	16,000,000					4.480	4.258	JJ	336,498	716,800	02/27/2014	02/27/2024
Q0458*-AD-1	AQUASURE FINANCE PTY LTD SENIOR CORP_BND	D			1.G FE	3,000,000	.94.6500	2,839,500	3,000,000	3,000,000					3.280	3.280	JJ	46,193	98,400	07/10/2015	07/12/2027
Q0458*-AF-6	AQUASURE FINANCE PTY LTD CORP_BND	D	1		1.G FE	11,408,998	.95.7410	10,923,088	11,408,998	11,408,998					4.320	4.320	JJ	231,374	492,869	01/15/2019	01/12/2034
Q0697#-AB-2	AUSGRID CORP_BND	.0.			2.A FE	2,000,000	.89.8340	1,796,688	2,000,000	2,000,000					3.600	3.600	AO	18,000	72,000	09/06/2017	10/01/2029
Q0697#-AC-0	AUSGRID FINANCE PTY LTD SECURED CORP_BND	.0.	D		2.A FE	2,000,000	.87.1570	1,743,142	2,000,000	2,000,000					3.750	3.750	AO	18,750	75,000	09/06/2017	10/01/2032
Q0832*-AH-9	AUSTRALIA PACIFIC AIRPORTS MEL CORP_BND	D			2.A	15,000,000	.83.2460	12,486,900	15,000,000	15,000,000					3.440	3.440	JD	38,700	503,167	12/04/2019	12/04/2034
Q0845#-AB-3	AUSTRALIAN GAS NETWORKS LTD CORP_BND	D			1.G	34,000,000	.84.0090	28,563,060	34,000,000	34,000,000					3.770	3.770	MS	395,222	1,281,800	09/10/2015	09/10/2030
Q1298#-AB-5	CPOF FINANCE PTY LTD SENIOR CORP_BND	.0.	D		2.B FE	32,000,000	.90.7160	29,029,120	32,000,000	32,000,000					4.490	4.490	MS	379,156	1,436,800	09/26/2018	09/26/2028
Q1629#-AE-7	BRISBANE AIRPORT CORPORATION P SECURED C	D			2.B	5,223,150	.95.2780	4,763,900	5,000,000	5,094,863		(55,688)			4.040	2.848	FA	72,383	202,000	08/26/2020	08/22/2024
Q1629#-AF-4	BRISBANE AIRPORT CORPORATION P SEC.NTS	D			2.B	4,272,280	.89.9920	3,599,680	4,000,000	4,187,260		(36,968)			4.190	3.099	FA	60,057	167,600	08/26/2020	08/22/2027
Q1629#-AO-0	BRISBANE AIRPORT CORPORATION P SENIOR CO	D			2.B	10,203,070	.83.2930	8,329,300	10,000,000	10,168,897		(14,938)			4.070	3.852	JD	18,089	407,000	08/26/2020	06/15/2032
Q2312*-AA-9	CHARTER HALL FUNDS MANAGEMENT CORP_BND	.0.	D		2.A FE	15,000,000	.95.9760	14,396,434	15,000,000	15,000,000					4.610	4.610	FA	243,946	691,500	08/24/2018	08/24/2028
Q2762#-AC-6	CONNECTEAST FINANCE PTY LTD CORP_BND	D			2.B FE	4,000,000	.87.4280	3,497,120	4,000,000	4,000,000					3.620	3.620	MS	37,809	144,800	09/27/2017	09/27/2029
Q2762#-AD-4	CONNECTEAST FINANCE PTY LTD CORP_BND	D			2.B FE	4,000,000	.83.6170	3,344,680	4,000,000	4,000,000					3.770	3.770	MS	39,376	150,800	09/27/2017	09/27/2032

ANNUAL STATEMENT FOR THE YEAR 2022 OF THE AMERICAN EQUITY INVESTMENT LIFE INSURANCE COMPANY

SCHEDULE D - PART 1

Showing All Long-Term BONDS Owned December 31 of Current Year

1	2	Codes			6	7	Fair Value		10	11	Change in Book/Adjusted Carrying Value				Interest					Dates	
		3	4	5			8	9			12	13	14	15	16	17	18	19	20	21	22
CUSIP Identification	Description	C o d e	F o r e i g n	Bond Char	NAIC Designation, NAIC Designation Modifier and SVO Administrative Symbol	Actual Cost	Rate Used to Obtain Fair Value	Fair Value	Par Value	Book/ Adjusted Carrying Value	Unrealized Valuation Increase/ (Decrease)	Current Year's (Amor-tization) Accretion	Current Year's Other-Than-Temporary Impairment Recognized	Total Foreign Exchange Change in Book/ Adjusted Carrying Value	Rate of	Effective Rate of	When Paid	Admitted Amount Due and Accrued	Amount Received During Year	Acquired	Stated Contractual Maturity Date
Q2887#-AB-8	GOODMAN PRTY TST CORP_BND	D			2.A FE	9,000,000	.91.7070	8,253,630	9,000,000	9,000,000					3.560	3.560	JD	14,240	320,400	06/15/2015	06/15/2027
Q3079#-AB-4	DALRYMPLE BAY FINANCE PTY LTD SECURED CO	D			2.C	4,000,000	.99.5340	3,981,360	4,000,000	4,000,000					5.570	5.570	MS	65,602	222,800	03/15/2011	03/15/2023
Q3080#-AA-3	DEXUS PROPERTY GROUP CORP_BND	D			1.F	1,000,000	.90.9410	909,413	1,000,000	1,000,000					4.140	4.140	MN	4,485	41,400	05/22/2018	05/22/2030
Q3080#-AC-9	DIWPF FINANCE PTY LTD CORP_BND	D			1.F	1,000,000	.89.8060	898,063	1,000,000	1,000,000					4.290	4.290	MN	4,648	42,900	05/22/2018	05/22/2033
Q3189*-AB-5	DEXUS PROPERTY GROUP CORP_BND	D			1.G	4,000,000	.95.5990	3,823,960	4,000,000	4,000,000					3.560	3.560	JJ	68,036	142,400	07/09/2013	07/09/2025
Q3189*-AC-3	DEXUS PROPERTY GROUP CORP_BND	D			1.G	8,000,000	.91.6030	7,328,240	8,000,000	8,000,000					3.760	3.760	JJ	143,716	300,800	07/09/2013	07/09/2028
Q3189*-AH-2	DEXUS PROPERTY GROUP CORP_BND	D			1.G	11,000,000	.94.0170	10,341,870	11,000,000	11,000,000					3.810	3.810	JD	24,448	419,100	12/10/2014	12/10/2026
Q3393*-AH-4	ELECTRANET PTY LTD CORP_BND	D			2.B		.0.0000								3.710	0.000	MN	(7,420)		05/15/2013	05/15/2025
Q3629#-AJ-2	ETSA UTILITIES FINANCE PTY LTD CORP_BND	D			1.G	11,000,000	.90.6510	9,971,610	11,000,000	11,000,000					3.090	3.090	JD	18,883	339,900	06/11/2015	06/11/2027
Q3915*-AC-4	FLETCHER BUILDING LTD CORP_BND	D			2.C	6,000,000	.92.7350	5,564,100	6,000,000	6,000,000					3.700	3.700	JJ	99,283	222,000	07/20/2016	07/20/2026
Q3920#-AK-5	FONTERRA CO-OPERATIVE GROUP LT CORP_BND	D			1.G FE	15,000,000	.91.4900	13,723,500	15,000,000	15,000,000					3.780	3.780	FA	220,500	567,000	08/11/2015	08/11/2030
Q3971#-AG-4	GPT RE LTD CORP_BND	D			1.F	1,000,000	.89.0410	890,409	1,000,000	1,000,000					3.630	3.630	JD	1,109	36,300	12/20/2017	12/20/2029
Q3973#-AD-7	GPT FUNDS MANAGEMENT LTD CORP_BND	D			1.G	10,000,000	.87.6740	8,767,400	10,000,000	10,000,000					4.500	4.500	FA	180,000	450,000	02/07/2019	02/07/2034
Q5664#-AA-2	LONSDALE FINANCE PTY LTD CORP_BND	D			2.B FE	10,000,000	.95.4780	9,547,800	10,000,000	10,000,000					4.190	4.190	AO	104,750	419,000	10/02/2018	10/01/2028
Q5664#-AB-0	LONSDALE FINANCE PTY LTD CORP_BND	D			2.B FE	19,000,000	.94.7630	18,004,970	19,000,000	19,000,000					4.270	4.270	AO	202,825	811,300	10/02/2018	10/01/2030
Q5664#-AC-8	LONSDALE FINANCE PTY LTD CORP_BND	D			2.B FE	10,000,000	.93.7200	9,372,000	10,000,000	10,000,000					4.340	4.340	AO	108,500	434,000	10/02/2018	10/01/2033
Q6235#-AN-2	MIRVAC GROUP FINANCE LTD CORP_BND	D			1.G PL	10,000,000	.87.6960	8,769,600	10,000,000	10,000,000					3.630	3.630	MS	103,858	363,000	09/20/2016	09/18/2028
Q6235#-AP-7	MIRVAC GROUP FINANCE LTD CORP_BND	D			1.G PL	10,000,000	.85.4140	8,541,400	10,000,000	10,000,000					3.780	3.780	MS	108,150	378,000	09/20/2016	09/18/2031
Q6518#-AE-0	NSW PORTS FINANCE CO PTY LTD CORP_BND	D			2.B FE	7,500,000	.94.6760	7,100,700	7,500,000	7,500,000					3.860	3.860	MN	45,838	289,500	11/04/2015	11/04/2028
Q6518#-AF-7	NSW PORTS FINANCE CO PTY LTD SENIOR CORP	D			2.B FE	6,000,000	.93.9160	5,634,960	6,000,000	6,000,000					4.010	4.010	JJ	113,617	240,600	07/11/2018	07/11/2030
Q6518#-AG-5	NSW PORTS FINANCE CO PTY LTD CORP_BND	D			2.B FE	2,000,000	.92.3190	1,846,380	2,000,000	2,000,000					4.160	4.160	AO	18,489	83,200	04/11/2018	04/11/2033
Q6518#-AB-8	NSW ELECTRICITY NETWORKS FINAN CORP_BND	D			2.B FE	2,000,000	.88.0460	1,760,924	2,000,000	2,000,000					3.180	3.180	MS	18,550	63,600	09/16/2016	03/16/2029
Q6518#-AC-6	NSW ELECTRICITY NETWORKS FINAN CORP_BND	D			2.B FE	2,000,000	.85.1050	1,702,095	2,000,000	2,000,000					3.330	3.330	MS	19,425	66,600	09/16/2016	09/16/2031
Q6634C-AA-4	NCIG HOLDINGS PTY LTD SENIOR CORP_BND	D	1		3.C FE	3,000,000	.97.0000	2,910,000	3,000,000	3,000,487		487			12.500	12.493	MS	94,792	375,000	08/29/2012	08/26/2031
Q7450#-AF-7	PERTH AIRPORT PTY LTD CORP_BND	D			2.B FE	9,000,000	.89.0680	8,016,120	9,000,000	9,000,000					3.600	3.600	JJ	154,800	324,000	07/09/2015	07/09/2027
Q7450#-AG-5	PERTH AIRPORT PTY LTD CORP_BND	D			2.B FE	11,000,000	.83.6390	9,200,290	11,000,000	11,000,000					3.750	3.750	JJ	197,083	412,500	07/09/2015	07/09/2030
Q7450#-AP-5	PERTH AIRPORT PTY LTD CORP_BND	D			2.B	15,000,000	.78.2280	11,734,200	15,000,000	15,000,000					3.660	3.660	JJ	244,000	549,000	01/21/2021	01/21/2033
Q7794#-AJ-2	PORT OF BRISBANE PTY LTD CORP_BND	D			2.B FE	26,000,000	.93.9470	24,426,220	26,000,000	26,000,000					4.160	4.160	AO	219,324	1,081,600	10/18/2018	10/18/2033
Q8501*-AE-9	REGION RE LTD CORP_BND	D			2.A FE	2,000,000	.91.7220	1,834,431	2,000,000	2,000,000					4.610	4.610	MS	27,916	92,200	09/12/2018	09/12/2031
Q8562*-AH-8	SONIC HEALTHCARE SERVICES PTY CORP_BND	D			2.B	35,000,000	.78.0350	27,312,250	35,000,000	35,000,000					3.210	3.210	JJ	518,058	1,123,500	01/15/2020	01/15/2035
Q8773#-AK-4	STOCKLAND CORP_BND	D			1.G FE	10,000,000	.89.7010	8,970,100	10,000,000	10,000,000					3.190	3.190	FA	112,536	319,000	08/24/2016	08/24/2028
Q8773#-AL-2	STOCKLAND CORP_BND	D			1.G FE	10,000,000	.87.7780	8,777,800	10,000,000	10,000,000					3.340	3.340	FA	117,828	334,000	08/24/2016	08/24/2031
Q8806#-AC-1	TABCORP FINANCE PTY LTD CORP_BND	D			2.C FE	14,000,000	.87.5360	12,255,004	14,000,000	14,000,000					4.820	4.820	JD	35,614	716,800	06/12/2018	06/12/2030
Q8806#-AD-9	TABCORP FINANCE PTY LTD CORP_BND	D			2.C FE	15,000,000	.83.9740	12,596,067	15,000,000	15,000,000					4.970	4.970	JD	39,346	790,500	06/12/2018	06/12/2033
Q9194*-AN-9	TRANSURBAN QUEENSLAND FINANCE CORP_BND	D			2.B FE	5,000,000	.85.6800	4,284,016	5,000,000	5,000,000					4.160	4.160	MN	26,578	208,000	05/15/2019	05/15/2034
Q9194U-AY-8	TRANSURBAN QUEENSLAND FINANCE SECURED CO	D	1		2.B FE	24,219,784	.92.7120	23,178,000	25,000,000	24,527,930		76,249			4.500	4.909	AO	225,000	1,125,000	09/20/2018	04/19/2028
Q9326#-AD-8	UNIVERSITY OF MELBOURNE CORP_BND	D			1.B FE	6,000,000	.89.1040	5,346,240	6,000,000	6,000,000					4.360	4.360	FA	97,373	261,600	02/17/2016	02/17/2046
Q9326*-AA-8	UNIVERSITY OF NEW SOUTH WALES CORP_BND	D			1.B FE	4,000,000	.80.8920	3,235,671	4,000,000	4,000,000					3.970	3.970	MN	26,026	158,800	11/02/2017	11/02/2047
Q9389#-AJ-9	VECTOR LTD CORP_BND	D			2.B	30,000,000	.70.4760	21,142,800	30,000,000	30,000,000					2.740	2.740	MS	248,883	822,000	03/12/2020	03/12/2035
Q9396#-AH-4	POWERCOR AUSTRALIA LLC CORP_BND	D			1.G		.0.0000								3.750	0.000	MN	(13,125)		10/28/2015	11/12/2026
Q9609*-AA-6	WESTCONNEX FINANCE COMPANY PTY CORP_BND	D			2.A FE	3,000,000	.80.0130	2,400,395	3,000,000	3,000,000					2.980	2.980	MS	26,323	111,750	05/11/2021	09/15/2031
W2710#-AB-7	ELLEVIO AB CORP_BND	D			2.B FE	20,000,000	.84.0020	16,800,400	20,000,000	20,000,000					3.440	3.440	FA	236,978	688,000	10/25/2016	10/27/2031
X4771#-AE-9	LANDSNET HF CORP_BND	D			2.B	8,000,000	.97.3370	7,786,960	8,000,000	8,000,000					4.610	4.610	JD	3,073	368,800	12/28/2016	12/28/2026
X4771#-AF-6	LANDSNET HF CORP_BND	D			2.B	8,000,000	.96.8520	7,748,160	8,000,000	8,000,000					4.610	4.610	MS	116,787	368,800	03/07/2017	03/07/2027
X4771#-AK-5	LANDSNET HF CORP_BND	D			2.B	14,000,000	.86.6410	12,129,740	14,000,000	14,000,000					3.800	3.800	FA	193,589	532,000	02/26/2020	02/26/2031

ANNUAL STATEMENT FOR THE YEAR 2022 OF THE AMERICAN EQUITY INVESTMENT LIFE INSURANCE COMPANY

SCHEDULE D - PART 1

Showing All Long-Term BONDS Owned December 31 of Current Year

1	2	Codes			6	7	Fair Value		10	11	Change in Book/Adjusted Carrying Value				Interest					Dates	
		3	4	5			8	9			12	13	14	15	16	17	18	19	20	21	22
CUSIP Identification	Description	C o d e	F o r e i g n	Bond Char	NAIC Designation, NAIC Designation Modifier and SVO Administrative Symbol	Actual Cost	Rate Used to Obtain Fair Value	Fair Value	Par Value	Book/ Adjusted Carrying Value	Unrealized Valuation Increase/ (Decrease)	Current Year's (Amor-tization) Accretion	Current Year's Other-Than-Temporary Impairment Recognized	Total Foreign Exchange Change in Book/ Adjusted Carrying Value	Rate of	Effective Rate of	When Paid	Admitted Amount Due and Accrued	Amount Received During Year	Acquired	Stated Contractual Maturity Date
X5151*-AE-0	LANDSVIRKJUN CORP_BND	D..... 2.A FE	9,000,00099.5920	8,963,280	9,000,000	9,000,0004.1204.120	MS	116,390	370,800	03/08/2018	03/08/2023
Y0606W-CC-2	BANGKOK BANK PUBLIC CO LTD HO SUB CORP0.....	D.....	2 2.C FE	2,921,85079.1790	2,375,382	3,000,000	2,925,7773.4663.697	MS	28,306	103,980	01/21/2022	09/23/2036
Y458J4-AD-6	KASIKORN BANK PCL HONG KONG BR SUB CORP0.....	D.....	2 3.A FE	3,538,67887.5000	3,062,500	3,500,000	3,531,3463.3433.088	AO	28,926	117,005	01/19/2022	10/02/2031
Y71260-AD-8	INDOFOOD CBP SUKSES MAKMUR TBK SENIOR CO0.....	D.....	2 2.C FE	3,776,10082.0000	3,280,000	4,000,000	3,791,8883.5414.222	AO	25,180	141,640	02/16/2022	04/27/2032
Y7563*-AA-5	SEASPAN HOLDCO III LTD CORP_BND0.....	D..... 2.B PL	5,000,00084.1390	4,206,945	5,000,000	5,000,0003.9103.910	MJSD	14,119	195,500	05/12/2021	06/05/2031
Y7563*-AB-3	SEASPAN HOLDCO III LTD CORP_BND0.....	D..... 2.B PL	2,000,00084.1390	1,682,778	2,000,000	2,000,0003.9103.910	MJSD	5,648	58,650	05/12/2021	06/05/2031
1019999999	Subtotal - Bonds - Industrial and Miscellaneous (Unaffiliated) - Issuer Obligations					24,821,213,296	XXX	21,454,045,388	24,390,883,175	24,741,718,905	538,280	(116,187,935)	11,825,132	(6,838,765)	XXX	XXX	XXX	248,483,537	971,243,599	XXX	XXX
00192J-AD-8	APS RESECURITIZATION TRUST APS WHOLE_CMO0.....	4 1.A FM	2,527,03522.3690	926,682	4,142,680	768,8321.7443.061	MON	1,204	108,221	03/18/2016	09/30/2055
007036-VG-8	ADJUSTABLE RATE MORTGAGE TRUST WHOLE_CMO0.....	4 1.A FM	3,324,74860.1480	2,798,966	4,653,464	2,583,6983.7708.268	MON	14,621	143,577	03/03/2016	02/25/2036
020908-AH-2	COUNTRYWIDE ALTERNATIVE LOAN T SUPSEN VIH	4 1.A FM	1,315,57080.1380	1,345,880	1,679,456	1,258,4356.00011.895	MON	100,705	100,705	09/30/2009	07/25/2037
02146T-AY-3	COUNTRYWIDE ALTERNATIVE LOAN T SENIOR VIH0.....	4 1.A FM	437,39358.7330	356,799	607,491	318,2506.00010.758	MON	3,037	36,421	06/29/2012	06/25/2036
02147G-AF-1	COUNTRYWIDE ALTERNATIVE LOAN T WHOLE_CMO0.....	4 6. FE	332,41010.7360	229,776	131,663	131,6631.21169.230	MON	288	85,013	08/25/2010	07/25/2036
02147R-AQ-2	COUNTRYWIDE ALTERNATIVE LOAN T WHOLE_CMO0.....	4 1.A FM	435,73493.8720	435,958	566,683	465,5316.00011.859	MON	2,833	33,960	07/01/2013	08/25/2036
02147R-AJ-9	COUNTRYWIDE ALTERNATIVE LOAN T WHOLE_CMO0.....	4 1.A FM	633,27293.8720	679,936	724,321	663,50910.1208.055	MON	6,109	43,408	01/30/2017	08/25/2036
02147V-AA-9	CWA_06-25C SUPSEN WHOLE_CMO_06-25C0.....	4 1.A FM	337,07767.5660	355,945	526,807	212,8776.00019.868	MON	2,634	31,389	10/01/2014	10/25/2036
02149M-AQ-2	COUNTRYWIDE ALTERNATIVE LOAN T SENIOR VIH0.....	4 6. Z	98,68512.2210	70,793	70,793	70,7931.41117.766	MON	91	30,069	07/25/2022	10/25/2036
02149V-AJ-8	COUNTRYWIDE ALTERNATIVE LOAN T SUPSEN VIH	4 1.A FM	2,741,87447.1930	1,770,518	3,751,690	1,435,3916.00017.249	MON	18,758	178,476	01/01/2013	04/25/2037
02150E-BG-7	COUNTRYWIDE ALTERNATIVE LOAN T SENIOR VIH0.....	4 3.B FM	371,07057.3850	371,070	646,636	371,0705.5005.185	MON	2,964	35,474	08/04/2016	04/25/2037
02150V-AD-7	COUNTRYWIDE ALTERNATIVE LOAN T WHOLE_CMO0.....	4 3.B FM	712,48291.4850	721,609	788,771	819,1224.8492.087	MON	531	14,375	11/07/2017	08/25/2037
02151B-BX-5	COUNTRYWIDE ALTERNATIVE LOAN T SUPSEN VIH	4 1.A FM	1,886,62874.9040	1,666,413	2,224,732	1,381,4806.25012.731	MON	11,587	138,555	06/30/2011	09/25/2037
02151C-AX-4	COUNTRYWIDE ALTERNATIVE LOAN T SUPSEN VIH	4 1.A FM	2,876,63662.2600	2,306,770	3,705,071	1,835,1685.75014.630	MON	17,753	212,996	04/01/2012	07/25/2037
02660T-FJ-7	AMERICAN HOME MORTGAGE INVESTM SENIOR VIH0.....	4 1.A FM	1,433,82674.9770	1,390,784	1,854,960	1,153,1475.4084.500	MON	8,360	54,981	03/29/2016	09/25/2035
03078V-AA-0	AMERIHOM MORTGAGE COMPANY LLC WHOLE_CMO0..... 1.F PL	15,000,00091.0220	13,653,302	15,000,000	15,000,0006.5006.485	AO	165,208	975,000	10/22/2020	10/31/2028
03465V-AA-1	ANGEL OAK MORTGAGE TRUST AOMT WHOLE_CMO 1.A FE	9,296,41094.0800	9,197,722	9,776,464	9,271,5094.3005.243	MON	35,032	105,175	09/21/2022	07/25/2067
04542B-FW-7	ASSET BACKED FUNDING CERTIFICA ABS_ABS0.....	4 1.A FM	5,653100.9030	5,767	5,716	5,7055.2141.971	MON	4	154	11/12/2019	08/25/2033
05531U-AD-2	BCAP LLC TRUST BCAP_09-RR5 SENIOR WHOLE0.....	4 1.A FM	2,976,28057.8190	2,161,204	3,737,871	2,206,8210.0005.621	MON	225,183	02/10/2017	02/26/2037
05531X-AG-9	BCAP LLC TRUST BCAP_09-RR3 WHOLE_CMO_090.....	4 4.A FM	2,348,48775.0830	2,348,487	3,127,862	2,348,4876.0008.517	MON	15,639	183,810	09/22/2016	07/26/2037
05532V-BB-2	BCAP LLC TRUST BCAP_10-RR2 MEZZANIN WHOL0.....	4 6. FM	418,28593.4360	518,513	554,939	482,3844.61617.919	MON	427	12,060	02/24/2017	08/26/2037
05536L-AD-7	BCAP LLC TRUST BCAP_11-RR8 WHOLE_CMO_10.....	4 1.A FM	1,228,67462.8180	1,140,406	1,815,421	1,228,6743.78411.866	MON	5,725	58,713	08/03/2016	07/26/2036
059469-AE-6	BANK OF AMERICA ALTERNATIVE LO WHOLE_CMO0.....	4 1.A FM	1,317,58432.3420	1,293,160	3,998,435	1,317,5846.7266.184	MON	22,412	86,511	05/09/2016	10/25/2036
05946X-XH-1	BANC OF AMERICA FUNDING CORPОР SUPSEN VIH0.....	4 1.A FM	453,716101.2280	671,720	663,570	606,0864.9336.040	MON	1,091	12,523	04/30/2013	05/20/2035
059475-AB-9	BANK OF AMERICA ALTERNATIVE LO SUPSEN VIH	4 1.A FM	2,267,65483.0840	2,418,757	2,911,233	2,119,8645.50011.242	MON	13,343	172,968	04/01/2022	06/25/2037
059487-AC-2	BANK OF AMERICA ALTERNATIVE LO WHOLE_CMO0.....	4 1.A FM	598,42784.0380	609,586	725,367	607,4536.0007.383	MON	3,627	43,446	09/24/2015	07/25/2036
05949A-6J-4	BANC OF AMERICA MORTGAGE SECUR SENIOR VIH0.....	4 1.A FM	943,365102.6530	1,339,183	1,304,567	1,099,4183.31310.982	MON	3,602	39,202	12/23/2011	06/25/2035
05949C-PL-4	BANK OF AMERICA MORTGAGE SECUR WHOLE_CMO0.....	4 1.A FM	101,04086.9150	111,666	128,477	120,7853.1424.442	MON	336	3,376	02/14/2013	01/25/2036
05949T-BF-5	BANK OF AMERICA FUNDING CORPОР SUPSEN VIH	4 1.A FM	133,64986.3130	129,738	150,310	129,7925.5007.473	MON	689	8,208	01/01/2013	01/25/2036
05951F-AK-0	BANC OF AMERICA FUNDING CORP B SENIOR VIH0.....	4 1.A FM	323,69086.1350	349,794	406,101	360,9525.8476.270	MON	1,979	20,194	03/15/2016	01/25/2037
05951G-AC-6	BANC OF AMERICA FUNDING CORP B WHOLE_CMO0.....	4 1.A FM	832,93687.1750	1,050,428	1,204,971	837,9574.51912.036	MON	756	21,723	12/10/2015	03/25/2037
059522-BE-1	BANC OF AMERICA FUNDING CORPОР WHOLE_CMO0.....	4 1.D FM	409,39393.4790	386,583	413,552	414,8663.4573.937	MON	1,191	12,112	01/04/2018	05/20/2036
059529-AJ-6	BANC OF AMERICA FUNDING CORPОР SUPSEN VIH	4 1.A FM	1,824,78983.1740	1,963,715	2,360,964	1,645,1804.63110.197	MON	9,111	110,982	04/01/2013	09/25/2037
05952F-AK-9	BANC OF AMERICA MORTGAGE SECUR SENIOR VIH	4 2.C FM	457,19779.2320	444,111	560,522	483,5185.8506.199	MON	2,733	32,829	04/01/2016	05/25/2037
05952X-AE-4	BANC OF AMERICA FUNDING CORPОР WHOLE_CMO0.....	4 1.A FM	2,128,52978.7240	2,128,529	2,703,785	2,128,5296.0006.691	MON	13,519	162,152	06/01/2016	07/26/2036
05963S-AE-2	BANC OF AMERICA FUNDING CORPОР WHOLE_CMO0.....	4 1.A FM	1,604,96572.5130	1,976,478	2,725,682	2,375,5916.5855.194	MON	2,493	90,288	03/09/2017	09/26/2036
07325V-AF-1	BAYVIEW FINANCIAL ACQUISITION SENIOR ABS0.....	4 1.A FM	73,55497.9500	71,253	72,744	73,4156.6015.314	MON	400	4,797	11/12/2019	05/28/2037

ANNUAL STATEMENT FOR THE YEAR 2022 OF THE AMERICAN EQUITY INVESTMENT LIFE INSURANCE COMPANY

SCHEDULE D - PART 1

Showing All Long-Term BONDS Owned December 31 of Current Year

1	2	Codes			6	7	Fair Value		10	11	Change in Book/Adjusted Carrying Value				Interest					Dates	
		3	4	5			8	9			12	13	14	15	16	17	18	19	20	21	22
CUSIP Identification	Description	C o d e	F o r e i g n	Bond Char	NAIC Designation, NAIC Designation Modifier and SVO Administrative Symbol	Actual Cost	Rate Used to Obtain Fair Value	Fair Value	Par Value	Book/ Adjusted Carrying Value	Unrealized Valuation Increase/ (Decrease)	Current Year's (Amor-tization) Accretion	Current Year's Other-Than-Temporary Impairment Recognized	Total Foreign Exchange Change in Book/ Adjusted Carrying Value	Rate of	Effective Rate of	When Paid	Admitted Amount Due and Accrued	Amount Received During Year	Acquired	Stated Contractual Maturity Date
07386H-ZE-4	BEAR STEARNS ALT-A TRUST BALTA SUPSEN VH	..0..	4		.. 1.A FM	836,686	105.3310	1,095,658	1,040,203	497,465		(18,631)			3.787	23.949	MON	3,283	31,887	05/09/2016	01/25/2036
073871-BL-8	BEAR STEARNS ALT-A TRUST BALTA WHOLE_CMO	..0..	4		.. 5.B FM	375,329	105.9750	455,050	429,392	383,072		10,098			3.655	5.474	MON	1,308	13,883	04/06/2020	07/25/2036
073875-AK-2	BEAR STEARNS ALT-A TRUST BALTA SUPSEN VH	..0..	4		.. 1.A FM	2,439,191	55.7320	1,936,810	3,475,250	1,098,248		(109,965)			3.849	26.236	MON	11,146	110,410	12/01/2022	12/25/2046
07387A-BR-5	BEAR STEARNS ADJUSTABLE RATE M SENIOR VH	..0..	4		.. 1.A FM	412,505	107.8100	491,380	455,785	313,634		(10,877)			3.992	12.011	MON	1,516	14,455	02/07/2020	08/25/2035
073882-AD-4	BEAR STEARNS ADJUSTABLE RATE M SUPSEN VH	..0..			.. 1.A FM	617,956	87.9460	639,746	727,435	625,156		5,913			3.625	6.011	MON	2,198	22,243	11/08/2021	10/25/2036
07388D-AC-2	BEAR STEARNS ARM BSARM_06-2 SUPSEN WHOLE	..0..			.. 1.A FM	930,981	93.9010	1,003,218	1,068,374	939,679		3,537			3.310	5.570	MON	2,947	33,562	11/08/2021	07/25/2036
07389K-AA-9	BEAR STEARNS ALT-A TRUST II BS SUPSEN VH	..0..	4		.. 1.A FM	3,328,688	56.9040	2,760,335	4,850,897	1,454,928		(137,589)			3.580	24.600	MON	14,473	159,764	10/19/2016	09/25/2047
07401A-AA-5	BEAR STEARNS MORTGAGE FUNDING SUPSEN WHO	..0..	4		.. 1.A FM	2,328,404	94.2100	2,682,267	2,847,112	2,015,513		21,902			4.589	12.013	MON	1,815	38,105	12/07/2016	09/25/2046
10569J-AA-8	BRAVO RESIDENTIAL FUNDING TRUS WHOLE_CMO				.. 1.A FE	592,103	96.3230	585,708	608,065	592,228		125			5.108	5.561	MON	2,588		11/29/2022	07/25/2062
12543R-AT-6	COUNTRYWIDE HOME LOANS CIWHL_07 SENIOR VH		4		.. 1.F FM	1,502,330	55.3740	987,161	1,782,717	1,009,407		(98,305)			6.000	6.577	MON	8,914	104,929	01/01/2013	04/25/2037
12543R-BJ-7	COUNTRYWIDE HOME LOANS CIWHL_07 SENIOR VH		4		.. 1.A FM	1,570,458	51.6300	997,138	1,931,300	1,056,145		(101,733)			6.000	7.436	MON	9,657	113,674	01/01/2013	04/25/2037
12543T-AB-1	COUNTRYWIDE HOME LOANS CIWHL_06 SENIOR VH		4		.. 1.A FM	2,048,528	53.6340	1,343,766	2,505,446	1,209,864		(143,007)			6.250	6.922	MON	13,049	141,469	01/01/2013	09/25/2036
12543U-AE-2	COUNTRYWIDE HOME LOANS CIWHL_06 SENIOR VH		4		.. 1.A FM	3,429,558	52.6630	2,218,140	4,211,959	2,171,928		(168,738)			6.250	10.661	MON	21,937	274,286	01/01/2013	10/25/2036
12544D-AW-9	COUNTRYWIDE HOME LOANS CIWHL_07 SENIOR VH		4		.. 1.A FM	986,626	50.4750	569,779	1,128,826	706,450		(45,324)			6.250	6.674	MON	5,879	72,737	01/01/2013	09/25/2037
12544L-AQ-4	COUNTRYWIDE HOME LOANS CIWHL_07 SENIOR VH		4		.. 1.B FM	892,225	54.1040	894,267	1,652,880	892,225		(69,245)	38,405		6.000	6.185	MON	8,264	98,881	04/01/2016	08/25/2037
12545A-AX-2	COUNTRYWIDE HOME LOANS CIWHL_07 SUPSEN VH		4		.. 2.C FM	1,746,356	55.5100	1,092,721	1,968,512	1,072,521		(106,638)			6.000	6.025	MON	9,843	115,756	07/01/2022	01/25/2038
12545B-AC-6	COUNTRYWIDE HOME LOANS CIWHL_08 WHOLE_CMO		4		.. 3.C FM	1,400,532	54.1750	1,261,195	2,328,012	1,400,532		(134,624)	35,342		6.000	6.257	MON	2,328	137,580	01/01/2012	08/25/2037
12554C-AN-8	CIM TRUST CIM_18-J1 SUPSEN WHOLE_CMO_18		4		.. 1.A	8,737,966	87.4400	8,073,624	9,233,284	8,809,104		(278,572)			3.500	4.480	MON	26,930	323,165	04/27/2018	03/25/2048
12556M-AB-0	CIM TRUST CIM_19-J1 SUPSEN WHOLE_CMO_19		4		.. 1.A	2,411,247	88.7410	2,111,383	2,379,275	2,668,655		266,984			3.500	0.796	MON	6,940	83,275	08/19/2019	08/25/2049
12558T-AA-5	CIM TRUST CIM_19-J2 WHOLE_CMO_19-J2 144		4		.. 1.A	804,598	87.1990	684,491	784,974	833,190		31,458			3.500	2.278	MON	458	27,474	02/21/2020	10/25/2049
12566V-AE-2	CITIMORTGAGE ALTERNATIVE LOAN SUPSEN WHO		4		.. 1.A FM	1,289,690	80.9450	1,347,540	1,664,769	1,305,329		7,201			5.750	14.271	MON	7,977	95,713	04/01/2013	04/25/2037
126379-AH-9	CREDIT SUISSE MORTGAGE CAPITAL WHOLE_CMO		4		.. 3.C FM	682,858	59.2510	543,586	917,437	613,041		(37,902)			6.000	8.015	MON	4,587	54,900	07/01/2022	06/25/2037
12638P-BT-5	CREDIT SUISSE MORTGAGE TRUST C SUPSEN VH		4		.. 1.A FM	2,289,742	81.9920	2,248,395	2,742,206	2,359,392		(60,293)			5.500	6.177	MON	12,568	150,657	12/24/2008	04/25/2037
12639G-DD-7	CREDIT SUISSE MORTGAGE CAPITAL WHOLE_CMO	..0..	4		.. 1.A FM	1,879,103	96.9320	2,149,204	2,217,230	2,079,166		5,417			3.857	7.153	MON	7,127	69,119	01/28/2016	10/26/2035
12641R-AS-9	CREDIT SUISSE MORTGAGE CAPITAL SENIOR VH	..0..	4		.. 1.A FM	2,863,429	67.0300	2,863,429	4,271,867	2,863,429		(169,900)	201,292		5.500	8.478	MON	19,579	234,517	11/18/2016	10/26/2035
12641T-AS-5	CREDIT SUISSE MORTGAGE CAPITAL WHOLE_CMO	..0..	4		.. 1.A FM	1,270,005	86.3630	1,353,045	1,566,699	1,371,342		20,623			3.147	8.648	MON	4,109	40,873	05/04/2016	06/25/2036
12643H-R6-4	CREDIT SUISSE MORTGAGE CAPITAL WHOLE_CMO	..0..	4		.. 1.A FM	4,349,429	93.7200	4,243,366	4,527,708	4,385,997		17,342			3.932	4.656	MON	14,837	181,600	02/08/2017	12/26/2036
12645Q-AC-2	CREDIT SUISSE MORTGAGE CAPITAL SENIOR VH	..0..	4		.. 1.A FM	1,148,298	68.9840	1,148,298	1,664,599	1,148,298		616	18,550		3.672	16.503	MON	5,093	47,374	02/09/2016	03/25/2036
12645Q-CN-6	CREDIT SUISSE MORTGAGE CAPITAL SENIOR VH	..0..	4		.. 1.A FM	1,528,722	53.7490	1,217,285	2,264,773	876,916		(85,196)			3.529	19.152	MON	6,660	73,143	03/07/2016	07/28/2036
12645V-AY-3	CREDIT SUISSE MORTGAGE TRUST C SENIOR VH	..0..	4		.. 1.A FM	2,304,636	99.2460	3,332,980	3,358,304	2,587,529		(35,414)			2.839	10.029	MON	7,944	92,675	04/14/2016	02/27/2037
12646U-AN-8	CREDIT SUISSE COMMERCIAL MORTG SUPSEN VH	..0..	4		.. 1.A	1,511,321	89.1410	1,345,947	1,509,906	1,511,227		898			3.000	2.929	MON	3,775	45,289	09/13/2019	03/25/2043
12652C-AR-0	CREDIT SUISSE MORTGAGE TRUST C WHOLE_CMO		4		.. 1.A	5,339,708	88.8310	4,639,831	5,223,206	5,369,333		101,011			3.500	2.882	MON	15,234	182,812	06/18/2019	10/25/2047
126673-TY-8	CIWE_04-15 ABS_ABS_04-15	..0..	4		.. 1.A FM	3,677,122	92.1900	3,577,784	3,880,868	3,800,619		12,771			5.213	4.985	MON	16,859	172,637	11/17/2015	03/25/2035
12667F-2R-5	COUNTRYWIDE ALTERNATIVE LOAN T SUPSEN VH	..0..	4		.. 1.A FM	752,773	51.2660	502,740	980,648	479,485		(40,616)			5.500	5.935	MON	4,495	57,550	07/01/2016	03/25/2035
12667F-AA-7	COUNTRYWIDE ALTERNATIVE LOAN T WHOLE_CMO	..0..	4		.. 1.A FM	10,024	94.0080	10,025	10,664	10,788		(10)			3.737	2.356	MON	33	314	08/21/2014	12/25/2034
12667F-R6-4	COUNTRYWIDE ALTERNATIVE LOAN T SENIOR VH	..0..	4		.. 1.B FM	1,037,346	91.3320	1,022,112	1,119,120	1,097,529		9,048			5.500	6.100	MON	5,129	61,552	03/16/2016	02/25/2035
12668A-AQ-0	COUNTRYWIDE ALTERNATIVE LOAN T SUPSEN VH	..0..	4		.. 1.D FM	447,877	62.2110	361,856	581,658	344,002		(33,691)			5.500	7.837	MON	2,666	31,942	06/29/2012	10/25/2035
12668A-AQ-0	COUNTRYWIDE ALTERNATIVE LOAN T SUPSEN VH	..0..	4		.. 4.A FM	42,548	62.2110	30,251	48,627	34,183		(3,218)			5.500	2.627	MON	223	2,670	04/29/2014	10/25/2035
12668A-Q2-4	COUNTRYWIDE ALTERNATIVE LOAN T SENIOR VH	..0..	4		.. 1.A FM	2,057,376	75.5010	2,000,474	2,649,586	1,671,239		(126,169)			5.500	7.899	MON	12,144	145,273	01/30/2017	12/25/2035
12668A-X9-1	COUNTRYWIDE ALTERNATIVE LOAN T WHOLE_CMO	..0..	4		.. 1.A FM	103,298	69.9870	84,555	120,816	81,418		(4,897)			5.500	8.750	MON	554	6,636	06/19/2012	01/25/2036
12668B-VB-6	COUNTRYWIDE ALTERNATIVE LOAN T SUPSEN VH		4		.. 1.A FM	986,779	55.0570	705,670	1,281,718	498,383		(52,582)			5.750	12.039	MON	6,142	67,705	04/01/2022	05/25/2036
12668B-XC-2	COUNTRYWIDE ALTERNATIVE LOAN T SENIOR VH	..0..	4		.. 1.A FM	669,366	62.8900	536,261	852,695	469,616		(48,875)			6.000	5.401	MON	4,263	50,996	10/05/2016	05/25/2036
126694-F3-7	COUNTRYWIDE HOME LOANS CIWHL_06 SENIOR AB	..0..			.. 3.B FM	1,040,715	26.3830	731,669	2,773,211	1,052,576		11,861			5.069	22.945	MON	1,952	54,943	02/14/2022	04/25/2046
126694-GU-6	COUNTRYWIDE HOME LOANS CIWHL_05 SUPSEN VH	..0..			.. 1.A FM	1,974,833	66.3360	1,766,009	2,662,219	1,741,420		(139,303)			5.500	7.028	MON	12,202	146,587	01/01/2021	11/25/2035
126694-JG-4	COUNTRYWIDE HOME LOANS CIWHL_05 SENIOR VH	..0..	4		.. 1.A FM	1,349,664	93.7500	1,369,808	1,461,122	1,349,664		5,398			4.789	4.398	MON	777	29,642	06/28/2017	09/25/2035

ANNUAL STATEMENT FOR THE YEAR 2022 OF THE AMERICAN EQUITY INVESTMENT LIFE INSURANCE COMPANY

SCHEDULE D - PART 1

Showing All Long-Term BONDS Owned December 31 of Current Year

1	2	Codes			6	7	Fair Value		10	11	Change in Book/Adjusted Carrying Value				Interest					Dates	
		3	4	5			8	9			12	13	14	15	16	17	18	19	20	21	22
CUSIP Identification	Description	C o d e	F o r e i g n	Bond Char	NAIC Designation, NAIC Designation Modifier and SVO Administrative Symbol	Actual Cost	Rate Used to Obtain Fair Value	Fair Value	Par Value	Book/ Adjusted Carrying Value	Unrealized Valuation Increase/ (Decrease)	Current Year's (Amor-tization) Accretion	Current Year's Other-Than-Temporary Impairment Recognized	Total Foreign Exchange Change in Book/ Adjusted Carrying Value	Rate of	Effective Rate of	When Paid	Admitted Amount Due and Accrued	Amount Received During Year	Acquired	Stated Contractual Maturity Date
126694-JH-2	COUNTRYWIDE HOME LOANS CWHL_05 SENIOR WH	..0..	4		..6.. FE	403,234	..5.. 1.1410	145,242		145,242 (104,744) (2,905)			..2.. 0.38	..33.. 5.91	MON 4,799	110,945	12/01/2022	..09/25/2035
126694-JT-6	COUNTRYWIDE HOME LOANS CWHL_05 SUPSEN WH	4		..1.. FM	852,518	..59.. 6.120	674,280	1,131,110	726,983	 (55,409)			..5.. 5.00	..6.. 5.20	MON 5,184	62,003	01/01/2021	..11/25/2035
126694-K3-1	COUNTRYWIDE HOME LOANS CWHL_06 SENIOR WH	..0..	4		..1.. FM	223,944	..72.. 4.640	171,187		138,164	 (20,170)			..6.. 0.00	..3.. 2.91	MON 1,181	14,147	04/01/2022	..04/25/2036
126694-NV-6	COUNTRYWIDE HOME LOANS CWHL_05 WHOLE_CMO	..0..	4		..1.. FM	621,182	..44.. 8.830	598,066	1,332,489	621,182	 (66,329)	39,825		..5.. 5.00	..5.. 5.93	MON 6,107	77,153	10/01/2022	..12/25/2035
126694-TD-0	COUNTRYWIDE HOME LOANS CWHL_05 WHOLE_CMO	4		..1.. FM	3,073,982	..59.. 1.850	2,071,921	3,500,767	1,839,264	 (176,497)			..5.. 5.70	..8.. 7.32	MON 16,775	205,296	01/01/2012	..12/25/2035
126694-TS-7	COUNTRYWIDE HOME LOANS CWHL_05 SENIOR WH	4		..1.. FM	2,276,183	..66.. 9.640	1,746,045	2,607,452	1,754,858	 (136,319)			..5.. 5.00	..8.. 3.81	MON 11,951	143,386	10/01/2012	..01/25/2036
126694-VM-7	COUNTRYWIDE HOME LOANS CWHL_05 WHOLE_CMO	..0..	4		..1.. FM	172,212	..83.. 8.550	196,474	234,302	204,071	 3,937			..3.. 7.92	..10.. 0.65	MON 740	7,072	12/18/2012	..02/20/2036
126694-WIE-4	COUNTRYWIDE HOME LOANS CWHL_06 SUPSEN WH	..0..			..1.. FM	1,454,227	..98.. 2.620	1,770,689	1,802,016	1,477,595	 19,234			..3.. 3.24	..6.. 5.96	MON 4,992	50,931	11/08/2021	..03/20/2036
126690-GH-6	COUNTRYWIDE HOME LOANS CWHL_03 SENIOR WH	4		..1.. FM	313,682	..95.. 1.750	321,016		337,292	 2,826			..5.. 7.50	..9.. 1.78	MON 1,616	19,394	01/16/2009	..05/25/2033
12669F-RG-0	COUNTRYWIDE HOME LOANS CWHL_04 SUPSEN WH	4		..1.. FM	687,269	..95.. 6.390	652,401	682,153	683,426	 (90)			..5.. 2.50	..5.. 0.71	MON 2,984	35,813	12/01/2022	..05/25/2034
12669G-K6-7	COUNTRYWIDE HOME LOANS CWHL_05 WHOLE_CMO	4		..4.. FM	155,944	..53.. 4.110	128,734	241,026	155,944	 (16,671)	18,883		..5.. 5.00	..3.. 3.93	MON 1,105	13,197	12/17/2008	..07/25/2035
144531-AE-0	CARRINGTON MORTGAGE LOAN TRUST MEZZANIN	..0..	4		..1.. FM	555,463	..98.. 6.580	582,985	590,918	573,471	 4,550			..5.. 2.89	..2.. 3.85	MON 434	25,965	12/07/2016	..05/25/2034
147270-AC-9	CASCADE FUNDING MORTGAGE TRUST SUB WHOLE	..0..			..1.. G FE	2,187,204	..94.. 1.260	2,210,311	2,348,236	2,186,929	 (275)			..4.. 0.00	..4.. 4.71	MON 1,565	7,801	12/25/2022	..10/25/2068
161631-AX-4	CHASE MORTGAGE FINANCE CORPORA SUPSEN WH	4		..1.. FM	2,642,106	..51.. 4.540	2,641,294	5,133,294	2,642,106	 (166,855)	104,848		..6.. 0.00	..9.. 1.04	MON 25,666	274,473	09/01/2022	..07/25/2037
16163B-AW-4	CHASE MORTGAGE FINANCE CORP CH SENIOR WH	4		..3.. B FM	6,013,816	..56.. 8.420	4,189,353	7,370,228	3,709,196	 (379,248)			..6.. 0.00	..3.. 3.78	MON 36,851	437,031	01/01/2016	..10/25/2036
16165L-AF-7	CHASEFLEX TRUST CFLX_06-1 WHOLE_CMO_06	..0..	4		..1.. FM	4,649,114	..85.. 3.180	4,727,597	5,541,175	4,649,114	 9,989	252,445		..6.. 3.00	..7.. 6.51	MON 29,091	215,955	05/12/2016	..06/25/2036
16165Y-AC-6	CHASEFLEX TRUST CFLX_07-M1 SUPSEN WHOLE	..0..	4		..1.. FM	1,102,053	..94.. 2.500	1,378,027	1,462,094	614,637	 (2,869)			..5.. 0.69	..36.. 4.99	MON 1,441	31,488	12/16/2015	..08/25/2037
16678W-AA-4	CHEVY CHASE MORTGAGE FUNDING C SENIOR WH	4		..1.. FM	1,067,722	..1,067.. 1.529	1,236,147	1,170,762	1,170,762	 42,515			..4.. 5.19	..6.. 6.36	MON 776	15,759	03/09/2017	..04/25/2047
17025T-AV-3	COUNTRYWIDE HOME LOANS CWHL_07 SUPSEN WH	4		..3.. A FM	1,917,763	..67.. 9.700	1,847,618	2,718,303	1,917,763	 (74,944)	11,952		..6.. 2.50	..6.. 2.21	MON 14,158	173,553	01/01/2021	..09/25/2037
172973-W8-8	CITICORP MORTGAGE SECURITIES C SENIOR WH	4		..1.. FM	2	..99.. 6.740	2		2					..5.. 0.00	..89.. 8.08	MON			01/15/2009	..01/25/2027
17307G-Z2-0	CITIGROUP MORTGAGE LOAN TRUST SUPSEN WHO	..0..			..1.. FM	335,581	..110.. 9.200	374,455	337,591	335,643	 62			..3.. 1.50	..3.. 2.31	MON 886	8,243	04/28/2022	..10/25/2035
17307G-F0-6	CITIGROUP MORTGAGE LOAN TRUST SENIOR WHO	4		..1.. FM	1,092,637	..95.. 2.600	1,066,165	1,119,218	1,100,194	 426			..6.. 5.00	..6.. 8.17	MON 6,062	72,749	04/21/2008	..07/25/2034
17307G-T4-0	CITIGROUP MORTGAGE LOAN TRUST SUPSEN WHO	..0..	4		..1.. FM	580,980	..71.. 6.530	782,259	1,091,736	506,333	 (48,859)			..3.. 8.49	..14.. 9.94	MON 3,501	31,717	07/24/2012	..12/25/2035
17307G-VM-7	CITIGROUP MORTGAGE LOAN TRUST ABS_ABS_0	4		..1.. FM	4,368,582	..93.. 8.070	4,213,667	4,491,832	4,130,422	 (85,357)			..5.. 1.18	..4.. 7.12	MON 19,156	244,721	09/12/2019	..08/25/2035
17309Y-AE-7	CITIGROUP MORTGAGE LOAN TRUST WHOLE_CMO	..0..	4		..1.. FM	1,340,341	..57.. 2.150	991,113	1,732,266	1,010,846	 (80,232)			..6.. 2.55	..5.. 8.24	MON 9,029	71,992	04/06/2016	..10/25/2036
17311L-AA-9	CITIGROUP MORTGAGE LOAN TRUST SUPSEN WHO	..0..	4		..1.. FM	2,677,272	..100.. 4.930	3,232,169	3,216,317	2,616,158	 (20,477)			..3.. 5.35	..8.. 2.66	MON 9,475	97,889	06/28/2017	..04/25/2037
17312F-AL-7	CITIGROUP MORTGAGE SECURITIES SUPSEN WHO	4		..1.. B FM	539,949	..88.. 9.400	526,855	592,374	540,605	 7			..6.. 0.00	..5.. 7.44	MON 2,962	35,542	10/01/2022	..04/25/2037
17315A-AB-7	CITIGROUP MORTGAGE LOAN TRUST WHOLE_CMO	..0..	4		..1.. FM	893,058	..92.. 3.930	957,086	1,035,887	850,890	 (6,896)			..3.. 0.51	..8.. 9.62	MON 2,634	29,657	09/25/2015	..04/25/2036
17316Y-AH-1	CITIGROUP MORTGAGE LOAN TRUST MEZZANIN W	..0..	4		..3.. B FM	574,893	..90.. 3.270	610,375	675,727	574,893	 94	22,829		..5.. 7.50	..8.. 7.97	MON 3,238	38,521	05/06/2016	..12/25/2036
17318V-AB-8	CITIGROUP MORTGAGE LOAN TRUST MEZZANIN W	4		..1.. FM	468,281	..93.. 0.550	583,703	627,250	552,109	 16,967			..3.. 5.61	..12.. 6.97	MON 1,861	19,653	09/20/2016	..04/27/2037
17319G-AJ-3	CITIGROUP MORTGAGE LOAN TRUST WHOLE_CMO	..0..	4		..1.. FM	1,485,352	..86.. 0.900	1,494,915	1,736,449	1,556,124	 4,403			..2.. 7.42	..7.. 7.96	MON 3,967	45,054	02/23/2016	..03/25/2036
17322J-AB-9	CITIGROUP MORTGAGE LOAN TRUST WHOLE_CMO	..0..	4		..1.. FM	1,264,163	..77.. 8.020	1,298,555	1,669,044	1,264,163	 23,063	219,567		..3.. 5.49	..19.. 9.09	MON 4,936	39,060	03/04/2016	..02/20/2036
17323X-AP-6	CITIGROUP MORTGAGE LOAN TRUST MEZZANIN A	..0..	4		..1.. FM	1,597,127	..88.. 6.600	1,597,127	2,370,505	1,938,014	 35,582			..4.. 6.39	..9.. 9.14	MON 1,527	47,775	07/28/2016	..01/25/2036
18976G-AN-6	CITIMORTGAGE ALTERNATIVE LOAN WHOLE_CMO	4		..1.. FM	1,591,208	..85.. 4.300	1,737,765	2,034,142	1,631,062	 15,743			..6.. 0.00	..12.. 9.82	MON 10,171	111,726	01/01/2012	..06/25/2037
19688M-AA-8	COLT MORTGAGE LOAN TRUST COLT WHOLE_CMO1.. A FE	19,332,156	..101.. 9.990	19,718,899	19,332,446	19,338,702	 6,546			..6.. 4.67	..6.. 6.32	MON 104,186	312,557	09/28/2022	..08/25/2067
19688P-AA-1	COLT MORTGAGE LOAN TRUST COLT WHOLE_CMO1.. A FE	1,944,151	..99.. 9.740	1,944,151	1,948,500	1,948,257	 106			..6.. 7.90	..7.. 7.01	MON 2,205	11,059	10/21/2022	..12/26/2067
22541Q-ZL-0	CS FIRST BOSTON MORTGAGE SECUR SUB WHOLE	..0..			..1.. A FM	3,130,547	..81.. 4.080	3,107,932	3,817,740	3,595,120	 42,129			..2.. 9.46	..4.. 4.73	MON 9,372	101,483	04/13/2016	..03/25/2034
225458-ZN-7	CS FIRST BOSTON MORTGAGE SECUR WHOLE_CMO	..0..	4		..1.. B FM	803,487	..79.. 2.290	725,460	915,654	762,990	 (20,510)			..5.. 5.00	..6.. 3.17	MON 4,197	55,558	11/18/2015	..09/25/2035
225458-XX-1	CS FIRST BOSTON MORTGAGE SECUR SUPSEN WH	4		..4.. B FM	3,335,973	..56.. 0.290	2,903,231	5,181,692	2,863,094	 (249,133)			..6.. 0.00	..4.. 0.90	MON 25,908	303,595	01/01/2021	..07/25/2035
225458-YA-0	CS FIRST BOSTON MORTGAGE SECUR WHOLE_CMO1.. A FM	244,404	..82.. 8.250	211,137	254,920	242,250	 624			..4.. 5.00	..5.. 5.14	MON 956	11,471	06/25/2010	..12/25/2038
23332J-QM-4	DSL A MORTGAGE LOAN TRUST DSL A SUPSEN WH	..0..	4		..1.. A FM	366,197	..100.. 5.170	380,785	378,826	368,341	 1,046			..4.. 8.39	..7.. 3.06	MON 662	7,478	11/12/2019	..03/19/2045
24381J-AA-5	DEEPHAVEN RESIDENTIAL MORTGAGE WHOLE_CMO1.. A FE	566,542	614,940	716,008	567,476	 935			..1.. 931	MON 230	2,304	10/27/2022	..11/26/2066
302980-AA-5	FWD SECURITIZATION TRUST FWD_1 SENIOR WH1.. A	3,401,929	..91.. 1.520	3,450,865	3,785,836	3,411,706	 9,778			..2.. 8.10	..6.. 7.89	MON 8,865		11/30/2022	..06/25/2049
31738K-AA-7	FINANCE OF AMERICA STRUCTURED WHOLE_CMO	4		..1.. A PL	26,154,377	..96.. 5.180	25,664,308	26,590,316	26,182,136	 12,309			..2.. 0.00	..2.. 1.32	MON 8,863	529,376	12/25/2022	..10/25/2050
31738K-AB-5	FINANCE OF AMERICA STRUCTURED WHOLE_CMO	4		..1.. A PL	5,800,992	..96.. 4.390	5,698,064	5,908,489	5,806,665	 2,234			..3.. 0.00	..3.. 1.71	MON 2,954	176,288	12/25/2022	..10/25/2050

ANNUAL STATEMENT FOR THE YEAR 2022 OF THE AMERICAN EQUITY INVESTMENT LIFE INSURANCE COMPANY

SCHEDULE D - PART 1

Showing All Long-Term BONDS Owned December 31 of Current Year

1	2	Codes			6	7	Fair Value		10	11	Change in Book/Adjusted Carrying Value				Interest					Dates	
		3	4	5			8	9			12	13	14	15	16	17	18	19	20	21	22
CUSIP Identification	Description	C o d e	F o r e i g n	Bond Char	NAIC Designation, NAIC Designation Modifier and SVO Administrative Symbol	Actual Cost	Rate Used to Obtain Fair Value	Fair Value	Par Value	Book/ Adjusted Carrying Value	Unrealized Valuation Increase/ (Decrease)	Current Year's (Amortization) Accretion	Current Year's Other-Than-Temporary Impairment Recognized	Total Foreign Exchange Change in Book/ Adjusted Carrying Value	Rate of	Effective Rate of	When Paid	Admitted Amount Due and Accrued	Amount Received During Year	Acquired	Stated Contractual Maturity Date
32051G-T2-1	FIRST HORIZON ALTERNATIVE MORT WHOLE_CMO0..	4 1.A FM	934,827	..49.5390712,4611,438,195665,755(94,268)5.7507.060	MON6,89181,220	...08/09/2016	...04/25/2036
36167Y-AA-6	GCAT GCAT_21-NQM7 WHOLE_CMO _21-NQM7 144	4 1.A	144,801	..86.0890149,964174,196144,9281281.9156.506	MON278278	...11/18/2022	...08/25/2066
36185M-BJ-0	GMAC MORTGAGE CORPORATION LOAN SUPSEN WH0..	4 1.A FM	180,340	..69.4710136,157181,088181,088(81)3.3484.682	MON5476,107	...08/20/2015	...11/19/2035
3622EB-AC-9	GSAA HOME EQUITY TRUST GSAA_06 SENIOR AB	4 1.A FM	4,361,128	..45.48603,111,6656,840,9862,835,265(141,420)5.8824.373	MON33,535123,575	...08/03/2016	...09/25/2036
362334-JV-7	GSR MORTGAGE LOAN TRUST GSR_06 WHOLE_CMO	4 4.B FM	782,325	..87.7690751,589856,326843,43929,7355.7506.758	MON4,10349,233	...04/01/2013	...03/25/2036
362334-NB-6	GSAA HOME EQUITY TRUST GSAA_06 SENIOR AB0..	4 1.A FM	409,984	..40.5140220,346543,872254,331(34,279)5.9951.982	MON2,71712,779	...06/08/2015	...03/25/2046
36242D-SW-9	GSR MORTGAGE LOAN TRUST GSR_05 WHOLE_CMO	4 1.A FM	93,882	..96.612090,41993,59094,0202705.5005.349	MON4295,147	...03/23/2010	...06/25/2035
36242D-XG-3	GSMP'S MORTGAGE LOAN TRUST GSMP SENIOR WH0..	4 1.A FM	1,593,257	..84.13601,571,3721,867,6651,594,8321,5764.7398.123	MON9836,795	...11/29/2022	...01/25/2035
36251E-AH-2	GSMSC RESECURITIZATION TRUST G SUB WHOLE0..	4 1.A FM	3,654,912	..95.86105,617,5395,617,5392,338,280(219,202)3.73618.357	MON17,489180,984	...04/25/2016	...01/26/2036
36258F-AA-7	GS MORTGAGE_BACKED SECURITIES WHOLE_CMO	4 1.A	1,042,142	..87.0340885,8431,017,8101,093,54555,6573.5002.294	MON2,96935,623	...02/18/2020	...05/25/2050
36262D-AA-6	GS MORTGAGE_BACKED SECURITIES WHOLE_CMO	4 1.A	8,496,902	..87.54607,270,5288,304,8528,816,768359,1983.5002.517	MON24,222290,670	...02/18/2020	...07/25/2050
36262P-AB-7	GS MORTGAGEBACKED SECURITIES T WHOLE_CMO	4 1.A	9,078,519	..79.77007,212,5889,041,7869,094,31615,9662.5002.442	MON3,767226,045	...10/20/2021	...03/25/2052
36297T-AG-7	GSR MORTGAGE LOAN TRUST GSR_06 SUPSEN WH0..	4 1.A FM	599,562	..65.1650438,832673,413500,647(26,301)3.1103.374	MON1,74520,278	...06/08/2015	...04/25/2036
39538W-EE-4	GREENPOINT MORTGAGE PASS-THROU WHOLE_CMO0..	4 1.A FM	1,932,474	..81.12805,965,3627,353,048634,333(117,395)4.94986.677	MON5,054144,842	...07/01/2019	...11/25/2045
39538W-FH-6	GREENPOINT MORTGAGE FUNDING TR SENIOR WH	4 1.A FM	83,531	..97.3030110,246113,30258,3545574.96926.509	MON782,302	...06/14/2013	...02/25/2036
41161P-VJ-9	HARBORVIEW MORTGAGE LOAN TRUST SUPSEN WH0..	4 1.A FM	1,513,166	..59.98101,366,8952,278,8871,513,166(22,796)4.04913.537	MON7,69063,540	...08/13/2014	...10/19/2035
41161U-AE-2	HARBORVIEW MORTGAGE LOAN TRUST SUPSEN WH0..	4 2.C FM	1,407,938	..100.00601,769,0351,768,9211,464,9697373.44610.411	MON5,08056,235	...09/01/2022	...08/19/2036
45660L-2V-0	RESIDENTIAL ASSET SECURITIZATI WHOLE_CMO	4 3.B FM	2,366,636	..53.14601,917,9313,608,7771,923,976(213,429)6.0006.437	MON18,044161,592	...06/01/2022	...02/25/2036
45660L-4E-6	RESIDENTIAL ASSET SECURITIZATI WHOLE_CMO0..	4 3.B FM	1,573,468	..82.85701,573,4681,899,0181,573,468(15,933)5.7507.323	MON9,099109,101	...10/07/2015	...02/25/2036
45660L-4G-1	RESIDENTIAL ASSET SECURITIZATI WHOLE_CMO	4 3.A FM	2,546,693	..46.78601,911,3054,085,1672,023,519(222,683)5.7505.172	MON19,575215,831	...10/01/2020	...02/25/2036
45660L-KE-8	RESIDENTIAL ASSET SECURITIZATI SUPSEN WH	4 4.B FM	11,679,798	..72.84309,230,48912,671,82510,968,924(302,643)5.5004.496	MON58,079696,950	...04/01/2012	...05/25/2035
45660L-LR-8	INDYMAC INDX MORTGAGE LOAN TRU WHOLE_CMO0..	4 1.A FM	1,478,483	..58.40001,295,1372,217,7151,478,483(40,518)3.1905.808	MON5,89555,850	...10/01/2019	...06/25/2035
45660L-S7-5	INDYMAC INDX MORTGAGE LOAN TRU SENIOR WH0..	4 1.A FM	234,273	..91.9640264,232287,320251,9532,1373.1867.592	MON7638,212	...06/08/2015	...12/25/2035
45661E-GH-1	INDYMAC INDX MORTGAGE LOAN TRU SUPSEN WH	4 1.A FM	1,067,412	..83.58501,045,2391,250,5121,187,2664,8054.7394.313	MON29,14704/09/2014	...06/25/2036
45661L-AG-3	RTGAGE LOAN TRUST INDX_06-AR27 SUPSEN WH0..	4 1.A FM	977,835	..88.49701,033,6421,167,9931,014,1231,5014.7895.849	MON77721,809	...05/17/2019	...10/25/2036
46590Y-AA-2	JP MORGAN MORTGAGE TRUST JPIMIT SENIOR WH	4 1.A	418,124	..97.4800430,472441,600418,3161923.1734.303	MON1,1681,191	...12/09/2022	...10/26/2048
46591F-AC-8	JP MORGAN MORTGAGE TRUST JPIMIT WHOLE_CMO	4 1.A	467,660	..92.4940423,041457,369462,515(2,447)4.0003.579	MON1,52518,100	...06/25/2019	...11/25/2049
46591K-AC-7	JP MORGAN MORTGAGE TRUST JPIMT WHOLE_CMO	4 1.A	4,189,135	..90.32503,735,3754,135,5034,168,952(9,642)3.5003.271	MON12,062144,743	...10/22/2019	...03/25/2050
46591T-AC-8	JP MORGAN MORTGAGE TRUST JPIMIT WHOLE_CMO	4 1.A	6,796,401	..87.85805,833,5376,639,7457,134,597367,2043.5002.317	MON19,366232,391	...02/19/2020	...07/25/2050
46592X-AC-8	JP MORGAN MORTGAGE TRUST JPIMT WHOLE_CMO	4 1.A	7,470,697	..79.89105,939,6177,434,6867,472,7072,2102.5002.430	MON15,489185,867	...10/26/2021	...04/25/2052
466247-B2-8	JPIM_05-S3 SENIOR WHOLE_CMO _05-S3	4 4.B FM	795,939	..55.2990725,8381,312,564795,939(62,842)5.5004.111	MON6,01670,606	...04/01/2017	...01/25/2036
466247-B6-9	JP MORGAN MORTGAGE TRUST JPIMIT SENIOR WH	4 1.A FM	17,432	..80.068014,33017,89813,194(8)6.0009.474	MON891,074	...07/01/2012	...04/25/2055
466247-VS-8	JP MORGAN MORTGAGE TRUST JPIMT WHOLE_CMO0..	4 1.A FM	705,173	..99.8220763,052764,415703,2612,4074.2337.130	MON2,69727,693	...04/14/2016	...10/25/2035
46627M-AV-9	J.P. MORGAN ALTERNATIVE LOAN T WHOLE_CMO	4 3.B FM	1,320,111	..78.19901,235,1631,579,5111,258,404(49,759)6.0005.861	MON7,89894,606	...10/01/2013	...12/25/2035
46627M-EJ-2	J.P. MORGAN ALTERNATIVE LOAN T SUPSEN WH0..	4 1.A FM	721,784	..46.6840424,184908,619449,582(51,423)6.00010.544	MON4,54354,502	...07/27/2012	...03/25/2036
46627M-FU-6	J.P. MORGAN ALTERNATIVE LOAN T WHOLE_CMO	4 1.A FM	449,438	..100.6280499,048495,931455,7162,3496.0307.587	MON2,49224,127	...03/31/2020	...03/25/2036
46627M-FV-4	J.P. MORGAN ALTERNATIVE LOAN T WHOLE_CMO0..	4 1.A FM	2,193,501	..89.79903,068,8573,417,4682,736,11091,8246.1807.596	MON17,600170,598	...03/29/2016	...03/25/2036
46628K-AA-8	JP MORGAN MORTGAGE TRUST JPIMT WHOLE_CMO0..	4 1.A FM	992,770	..112.57801,243,3941,104,473926,100(14,125)3.5237.813	MON3,24231,937	...03/01/2017	...05/25/2036
46628S-AG-8	JP MORGAN MORTGAGE ACQUISITION SENIOR AB	4 1.A FM	487,963	..32.6130286,032883,191286,288(36,133)6.1304.468	MON4,51217,655	...02/09/2017	...07/25/2036
46628S-AH-6	JP MORGAN MORTGAGE ACQUISITION SENIOR AB0..	4 1.A FM	856,971	..33.5850511,6711,523,505503,865(63,831)6.9103.976	MON8,77330,455	...08/25/2016	...07/25/2036
46628Y-BF-6	JP MORGAN MORTGAGE TRUST JPIMT SENIOR WH	4 1.A FM	2,135,547	..50.99601,431,3412,806,7661,198,565(128,034)6.2507.778	MON14,619144,094	...09/01/2022	...07/25/2036
46629A-AK-7	JP MORGAN MORTGAGE TRUST JPIMT WHOLE_CMO	4 3.A FM	1,804,923	..50.10101,555,3693,104,4441,436,247(190,641)6.5004.066	MON16,816180,744	...04/01/2021	...08/25/2036
46629A-AL-5	JP MORGAN MORTGAGE TRUST JPIMT WHOLE_CMO0..	4 1.A FM	7,496,440	..50.10304,517,0169,015,4733,871,829(505,900)6.5005.687	MON48,834524,890	...01/01/2017	...08/25/2036
46629Q-AE-6	JP MORGAN MORTGAGE ACQUISITION ABS ABS0..	4 1.A FM	2,122,732	..59.17701,647,4282,783,9111,511,057(119,823)5.7636.322	MON13,37081,550	...12/01/2015	...10/25/2036
46630G-AW-5	JP MORGAN MORTGAGE TRUST JPIMT WHOLE_CMO0..	4 1.A FM	171,345	..100.9380195,487193,671190,3736793.4533.450	MON5575,124	...03/29/2016	...07/25/2035

ANNUAL STATEMENT FOR THE YEAR 2022 OF THE AMERICAN EQUITY INVESTMENT LIFE INSURANCE COMPANY

SCHEDULE D - PART 1

Showing All Long-Term BONDS Owned December 31 of Current Year

1	2	Codes			6	7	Fair Value		10	11	Change in Book/Adjusted Carrying Value				Interest					Dates	
		3	4	5			8	9			12	13	14	15	16	17	18	19	20	21	22
CUSIP	Description	C o d e	F o r e i g n	Bond Char	NAIC Designation, NAIC Designation Modifier and SVO Administrative Symbol	Actual Cost	Rate Used to Obtain Fair Value	Fair Value	Par Value	Book/ Adjusted Carrying Value	Unrealized Valuation Increase/ (Decrease)	Current Year's (Amor-tization) Accretion	Current Year's Other-Than-Temporary Impairment Recognized	Total Foreign Exchange Change in Book/ Adjusted Carrying Value	Rate of	Effective Rate of	When Paid	Admitted Amount Due and Accrued	Amount Received During Year	Acquired	Stated Contractual Maturity Date
46630M-AE-2	JP MORGAN MORTGAGE ACQUISITION SENIOR AB	0		4	1.A FM	1,036,645	54.5650	815,345	1,494,264	721,907	(51,027)			5,784	6.784	MON		7,202	38,716	05/27/2016	01/25/2037
46630P-BB-0	JP MORGAN MORTGAGE TRUST JPIMT SUPSEN VH	0		4	1.A FM	1,506,744	77.3530	1,477,468	1,910,030	1,510,904	4,160			3,231	7.288	MON		5,142	10,696	11/29/2022	04/25/2037
46635B-AN-1	JP MORGAN REREMIC JPMR_10-7 WHOLE_CMO	0		4	1.A FM	1,783,108	71.2680	1,783,108	2,501,982	1,783,108	(72,574)		7,098	4,500	8.601	MON		9,382	112,589	05/06/2016	06/26/2040
46648C-AH-7	JP MORGAN MORTGAGE TRUST JPIMT WHOLE_CMO			4	1.A	7,662,487	81.8830	6,167,102	7,531,567	7,632,837	29,589			3,449	3.126	MON		21,649	260,221	06/26/2019	01/25/2047
46648H-AG-8	JP MORGAN MORTGAGE TRUST JPIMT WHOLE_CMO			4	1.A	9,428,754	81.2690	7,733,299	9,515,652	9,445,825	(85,847)			3,500	3.622	MON		27,754	333,048	05/23/2017	05/25/2047
46649C-AG-8	JP MORGAN MORTGAGE TRUST JPIMT WHOLE_CMO			4	1.A	5,172,282	92.3480	5,089,369	5,511,094	5,278,026	(178,345)			3,500	5.084	MON		16,074	192,781	04/25/2018	10/25/2048
46649K-AA-3	JP MORGAN MORTGAGE TRUST JPIMT WHOLE_CMO			4	1.A	232,311	81.6530	187,898	230,118	235,916	3,965			3,500	2.944	MON		671	8,054	06/18/2019	10/25/2048
46649T-AG-1	JP MORGAN MORTGAGE TRUST JPIMT WHOLE_CMO			4	1.A	7,183,141	89.6710	6,336,332	7,066,176	7,213,333	126,153			3,500	2.859	MON		20,610	247,207	09/18/2019	09/25/2048
46649Y-AG-0	JP MORGAN MORTGAGE TRUST JPIMT SUPSEN VH			4	1.A	1,578,178	91.5270	1,489,816	1,627,732	1,575,287	(39,351)			4,000	4.851	MON		5,426	64,796	09/20/2018	02/25/2049
46650H-AC-2	JP MORGAN MORTGAGE TRUST JPIMT SUPSEN VH			4	1.A	192,692	97.2120	182,445	187,678	202,638	12,099			4,000	1.831	MON		626	7,479	08/06/2019	05/25/2049
46650J-AG-9	JP MORGAN MORTGAGE TRUST JPIMT SUPSEN VH			4	1.A	4,582,909	92.9890	4,179,521	4,494,627	4,538,292	(16,539)			3,500	3.259	MON		13,109	157,052	06/18/2019	12/25/2048
46650M-AG-2	JP MORGAN MORTGAGE TRUST JPIMT SUPSEN VH			4	1.A	1,584,486	96.5400	1,582,262	1,638,969	1,580,978	(30,289)			4,000	4.980	MON		5,463	65,434	10/03/2018	01/25/2049
46651A-AT-9	JP MORGAN MORTGAGE TRUST JPIMT WHOLE_CMO			4	1.A	467,611	99.2560	453,917	457,321	459,852	(25)			4,000	1.963	MON		1,524	18,115	07/12/2019	12/25/2049
46651B-AC-4	JP MORGAN MORTGAGE TRUST JPIMT SUPSEN VH			4	1.A	2,790,100	92.7940	2,549,208	2,747,175	2,880,813	106,224			3,500	2.229	MON		8,013	95,144	08/16/2019	12/25/2049
46651G-AC-3	JP MORGAN MORTGAGE TRUST JPIMT WHOLE_CMO			4	1.A	4,300,925	92.5260	3,990,333	4,247,828	4,387,818	84,552			3,500	2.663	MON		12,390	147,416	09/13/2019	02/25/2050
46651G-AE-9	JP MORGAN MORTGAGE TRUST JPIMT WHOLE_CMO			4	1.A	7,421,714	88.3800	6,435,766	7,281,965	7,417,802	73,371			3,500	2.973	MON		21,239	252,712	09/13/2019	02/25/2050
46651X-AQ-5	JP MORGAN MORTGAGE TRUST JPIMT WHOLE_CMO			4	1.A	5,960,416	85.8880	4,893,906	5,697,980	6,101,935	279,268			3,500	2.361	MON		16,619	199,429	01/24/2020	06/25/2050
46651Y-AC-4	JP MORGAN MORTGAGE TRUST JPIMT WHOLE_CMO			4	1.A	6,271,657	91.1350	5,595,774	6,140,122	6,426,831	188,132			3,500	2.532	MON		17,909	214,904	02/05/2020	05/25/2050
46651Y-AH-3	JP MORGAN MORTGAGE TRUST JPIMT WHOLE_CMO			4	1.A	6,663,370	91.1350	5,909,728	6,484,617	6,333,128	(208,219)			3,500	3.960	MON		18,913	226,961	11/22/2019	05/25/2050
46654C-AE-5	JP MORGAN MORTGAGE TRUST JPIMT WHOLE_CMO			4	1.A	8,179,615	77.7580	6,311,939	8,117,466	8,132,773	(46,537)			2,500	2.467	MON		16,911	202,937	10/27/2021	02/26/2052
46654T-AC-2	JP MORGAN MORTGAGE TRUST JPIMT WHOLE_CMO			4	1.A FE	22,828,283	79.8910	18,254,772	22,849,705	22,914,719	86,439			2,500	2.507	MON		9,521	571,243	12/20/2021	06/25/2052
46656A-AA-5	JP MORGAN MORTGAGE TRUST JPIMT WHOLE_CMO	0		4	1.A FE	3,875,102	92.8630	3,877,842	4,175,852	3,877,343	2,241			4,750	5.842	MON		3,306	16,529	11/22/2022	01/25/2063
52521R-AD-3	LEHMAN MORTGAGE TRUST LMT_07-5 SENIOR VH			4	1.A FM	1,371,213	89.5750	1,582,450	1,766,613	1,447,836	14,802			5,750	12.027	MON		8,465	107,312	09/30/2009	06/25/2037
552754-AA-1	MFRATRUSTMFRA_20-NQM1 SUPSEN WHOLE_CMO			4	1.A FE	224,152	91.4660	231,664	224,898	253,279	746			1,479	4.705	MON		312	312	11/17/2022	03/25/2065
55283W-AA-9	MFA TRUST MFRA_21-NQM2 SENIOR WHOLE_CMO	0		4	1.A FE	688,134	87.0810	793,683	911,436	691,023	2,888			1,029	4.846	MON		782	782	10/28/2022	11/25/2064
576434-V9-2	MASTR ALTERNATIVE LOANS TRUST SUPSEN VH			4	1.A FM	973,731	70.8780	802,283	1,131,928	834,879	(43,659)			5,500	6.503	MON		5,188	62,246	09/30/2011	12/25/2035
57643L-EW-2	MASTR ASSET BACKED SECURITIES MEZZANIN A	0		4	1.A FM	419,939	87.1530	614,717	705,331	660,780	14,579			5,289	4.346	MON		518	7,923	09/27/2010	09/25/2034
590214-AC-6	MERRILL LYNCH MORTGAGE INVESTO WHOLE_CMO	0		4	4.B FM	707,075	65.6460	533,522	812,730	636,001	(35,127)			3,798	4.829	MON		2,572	26,273	03/08/2017	07/25/2036
61748J-AE-7	MORGAN STANLEY MORTGAGE LOAN T WHOLE_CMO	0		4	1.A FM	2,302,421	29.4440	1,271,618	4,318,726	1,182,417	(204,993)			4,909	4.378	MON		2,944	37,408	10/18/2016	08/25/2036
61749W-AH-0	MORGAN STANLEY MORTGAGE LOAN T SENIOR VH			4	1.A FM	2,998,642	20.3350	2,546,004	12,520,426	2,998,642	(128,606)		245,755	6,354	5.134	MON		66,296	148,079	07/21/2016	08/25/2036
61752R-AH-5	MORGAN STANLEY MORTGAGE LOAN T ABS_ABS	0		4	1.A FM	881,402	37.7490	881,402	2,334,890	881,402	(106,369)		18,298	5,704	4.993	MON		11,098	43,793	02/06/2017	01/25/2047
61754H-AD-4	MORGAN STANLEY MORTGAGE LOAN T SENIOR VH	0		4	1.A FM	1,690,784	35.1660	1,163,250	3,307,892	976,048	(143,311)			5,109	4.895	MON		2,347	32,803	10/23/2019	04/25/2037
61755G-AS-2	MORGAN STANLEY MORTGAGE LOAN T SUPSEN VH			4	4.A FM	2,152,571	52.5330	1,809,013	3,443,563	1,716,946	(170,292)			6,000	4.940	MON		185,369	1,011	01/01/2021	08/25/2037
61758V-AR-8	MORGAN STANLEY REREMIC TRUST M SUB WHOLE	0		4	3.A FM	991,151	80.6700	1,046,035	1,296,682	897,729	(34,224)			4,524	6.225	MON		1,141	27,904	07/12/2016	05/26/2036
61759F-AJ-0	MORGAN STANLEY REREMIC TRUST M WHOLE_CMO	0		4	1.A FM	914,993	79.0090	1,034,597	1,309,472	1,036,905	14,387			1,357	7.775	MON		666	59,279	12/14/2015	07/26/2036
61759H-BA-4	MORGAN STANLEY REREMIC TRUST M WHOLE_CMO	0		4	1.A FM	1,070,118	102.3160	1,506,290	1,472,199	1,151,355	6,414			2,177	9.753	MON		623	35,465	06/21/2018	06/26/2036
61764W-AD-9	MORGAN STANLEY REREMIC TRUST M WHOLE_CMO	0		4	1.A FM	759,116	89.3320	883,564	989,077	823,472	564			3,324	8.902	MON		2,740	28,002	08/12/2016	11/20/2036
64131T-AQ-7	NEUBERGER BERMAN CLO LTD NEUB ABS_ABS_1			4	1.C FE	710,400	95.2930	714,698	750,000	710,721	321			5,479	6.423	JAJO		8,675		12/01/2022	04/15/2034
64831V-AA-0	NEW RESIDENTIAL MORTGAGE LOAN SENIOR VH			4	1.A FE	3,398,301	100.7510	3,456,380	3,430,612	3,406,357	8,056			6,296	6.547	MON		3,600	53,998	10/04/2022	11/25/2052
65535V-EW-4	NOMURA ASSET ACCEPTANCE CORP WHOLE_CMO	0		4	1.A FM	250,300	99.0240	263,677	266,277	259,853	1,776			5,499	3.160	MON		203	6,947	06/29/2017	10/25/2034
65539C-AK-2	NOMURA RESECURITIZATION TRUST WHOLE_CMO	0		4	1.A FM	2,897,253	90.9850	3,371,466	3,705,519	2,997,482	(22,657)			2,768	9.633	MON		8,547	118,263	04/19/2016	12/26/2036
67117Y-AA-2	OBX TRUST OBX_22-NQM8 WHOLE_CMO_22-NQM8			4	1.A FE	17,480,612	99.3850	17,504,372	17,612,756	17,495,298	14,686			6,100	6.372	MON		89,532	268,595	09/26/2022	09/25/2062
67118L-AA-9	OBX TRUST OBX_22-NQM9 WHOLE_CMO_22-NQM9			4	1.A FE	5,038,821	99.5110	5,032,869	5,057,586	5,038,720	(101)			6,450	6.526	MON		27,185	27,185	12/02/2022	09/25/2062
693684-AM-4	PSMC TRUST PSMC_20-1 WHOLE_CMO_20-1 144			4	1.A	2,849,826	94.0700	2,570,236	2,732,248	2,862,910	98,825			3,500	2.260	MON		7,969	95,627	01/24/2020	01/25/2050
69374X-AM-2	PSMC TRUST PSMC_19-2 SUPSEN WHOLE_CMO_1			4	1.A	1,476,148	97.4310	1,384,934	1,421,455	1,431,701	1,410			3,500	1.504	MON		4,146	49,751	10/08/2019	10/25/2049

ANNUAL STATEMENT FOR THE YEAR 2022 OF THE AMERICAN EQUITY INVESTMENT LIFE INSURANCE COMPANY

SCHEDULE D - PART 1

Showing All Long-Term BONDS Owned December 31 of Current Year

1	2	Codes			6	7	Fair Value		10	11	Change in Book/Adjusted Carrying Value				Interest					Dates	
		3	4	5			8	9			12	13	14	15	16	17	18	19	20	21	22
CUSIP Identification	Description	C o d e	F o r e i g n	Bond Char	NAIC Designation, NAIC Designation Modifier and SVO Administrative Symbol	Actual Cost	Rate Used to Obtain Fair Value	Fair Value	Par Value	Book/ Adjusted Carrying Value	Unrealized Valuation Increase/ (Decrease)	Current Year's (Amor-tization) Accretion	Current Year's Other-Than-Temporary Impairment Recognized	Total Foreign Exchange Change in Book/ Adjusted Carrying Value	Rate of	Effective Rate of	When Paid	Admitted Amount Due and Accrued	Amount Received During Year	Acquired	Stated Contractual Maturity Date
69375B-AM-9	PSMC_19-3 WHOLE_CMO_19-3 144A	4	1.A	318,603	95.3070	296,965	311,589	314,063	1,424	3.500	2.362	MON	909	10,907	10/28/2019	11/25/2049
69377T-AA-4	PRKM TRUST PRKM_22-AFC2 WHOLE_CMO_22-	1.A FE	4,834,337	98.0600	4,858,192	4,954,325	4,835,130	792	5.335	5.861	MON	22,026	12/09/2022	08/25/2057
69378K-AA-2	PRPM LLC PRPM_22-NQM1 WHOLE_CMO_22-NQM1	1.A FE	9,601,868	99.0050	9,798,987	9,897,500	9,609,205	7,337	5.500	6.542	MON	45,364	136,152	10/05/2022	08/25/2067
74162J-AB-3	PRIME MORTGAGE TRUST PRIME_07 WHOLE_CMO	4	1.A FM	5,006,031	87.8610	5,791,110	6,591,219	5,212,384	108,045	6.000	7.884	MON	32,956	393,357	04/01/2021	04/25/2037
74922G-AF-1	RESIDENTIAL ACCREDIT LOANS INC SUPSEN VH	4	1.A FM	2,246,729	79.8420	2,496,133	3,126,349	1,672,914	21,911	6.500	19.831	MON	16,934	202,801	01/01/2012	11/25/2036
74922G-AM-6	RESIDENTIAL ACCREDIT LOANS INC SUPSEN VH	4	1.A FM	3,177,086	78.5920	3,546,462	4,512,470	2,353,116	32,607	6.250	20.264	MON	23,502	281,458	01/01/2012	11/25/2036
74924D-AA-7	RESIDENTIAL ACCREDIT LOANS INC WHOLE_CMO	4	1.A FM	5,090,256	79.0790	5,716,512	7,228,834	3,732,631	36,468	6.500	21.007	MON	39,156	467,964	01/01/2012	09/25/2037
74925G-AA-9	RESIDENTIAL ACCREDIT LOANS INC WHOLE_CMO	4	1.A FM	3,616,008	76.2790	3,823,277	5,012,208	3,550,868	98,720	7.000	11.851	MON	29,238	349,437	04/01/2012	10/25/2037
74927X-AE-2	RBSGC MORTGAGE PASS THROUGH CE WHOLE_CMO	4	5.A FM	98,720	56.8350	98,720	173,697	98,720	(14,480)	17,046	6.000	15.192	MON	868	9,985	03/21/2016	01/25/2037
74928X-BB-6	RBSSP RESECURITIZATION TRUST R WHOLE_CMO	4	1.A FM	5,042,597	86.6550	5,124,787	5,913,986	5,101,112	2,564	3.176	7.956	MON	3,130	168,378	04/08/2016	01/26/2036
74929X-BZ-2	RBSSP RESECURITIZATION TRUST R SENIOR VH	4	1.A FM	1,905,550	54.6990	1,404,987	2,568,560	1,331,374	(195,709)	6.500	3.829	MON	13,913	151,505	07/26/2016	07/26/2036
749580-AG-1	RESIDENTIAL FUNDING MORTGAGE S SUPSEN VH	4	1.A FM	2,243,114	81.1690	2,080,363	2,563,002	2,091,551	1,515	6.000	10.151	MON	12,815	152,408	01/01/2012	05/25/2037
749583-AE-0	RESIDENTIAL FUNDING MORTGAGE S SENIOR VH	4	4.B FM	468,405	78.5320	413,755	526,858	453,521	(3,636)	6.000	5.321	MON	2,634	31,699	04/01/2017	02/25/2037
75114H-AD-9	RESIDENTIAL ACCREDIT LOANS INC SUPSEN VH	4	1.A FM	453,628	100.1510	521,077	520,290	463,315	11,371	4.769	8.982	MON	345	8,736	05/24/2017	05/25/2046
75114T-AJ-0	RESIDENTIAL ACCREDIT LOANS INC SENIOR VH	4	3.B FM	510,546	94.3170	576,685	611,432	528,011	(734)	6.000	5.720	MON	3,057	36,083	04/26/2016	05/25/2036
751151-AD-3	RESIDENTIAL ACCREDIT LOANS INC SENIOR VH	4	1.A FM	158,359	43.6980	118,038	270,121	103,174	(12,133)	6.000	12.649	MON	1,351	16,351	09/22/2009	09/25/2036
75115G-AA-6	RESIDENTIAL ACCREDIT LOANS INC SUPSEN AB	4	1.A FM	9,722,979	112.6920	11,609,267	10,301,774	9,742,013	19,034	4.769	5.824	MON	6,823	157,988	05/25/2022	12/25/2036
75110H-T7-4	RESIDENTIAL ACCREDIT LOANS INC WHOLE_CMO	4	1.A FM	763,627	97.3300	765,709	786,718	710,615	11,871	3.402	8.084	MON	2,231	23,312	02/16/2016	02/25/2035
761118-MC-9	RESIDENTIAL ACCREDIT LOANS INC WHOLE_CMO	4	1.A FM	1,106,302	84.2360	1,106,302	1,313,331	1,106,302	601	63,803	5.750	8.443	MON	6,293	74,953	02/17/2016	11/25/2035
76111X-NB-2	RESIDENTIAL FUNDING MTG SEC I WHOLE_CMO	4	1.A FM	747,629	85.1760	811,562	952,802	715,239	1,363	5.500	9.427	MON	4,367	52,320	09/30/2009	03/25/2036
761120-AE-4	RESIDENTIAL ASSET SECURITIZATI SUPSEN VH	4	4.B FM	1,489,652	63.1900	1,365,020	2,160,168	1,489,652	(75,797)	64,276	6.000	5.727	MON	10,801	117,448	07/01/2022	04/25/2037
761120-AH-7	RESIDENTIAL ASSET SECURITIZATI SUPSEN VH	4	4.B FM	1,448,532	63.1990	1,327,510	2,100,539	1,448,532	(73,708)	62,492	6.000	5.726	MON	10,503	114,207	12/31/2009	04/25/2037
76112H-AC-1	RESIDENTIAL ASSET SECURITIZATI WHOLE_CMO	4	6.FE	2,943,985	16.0330	3,218,096	945,177	(145)	2.741	195.203	MON	6,113	1,037,606	11/25/2022	09/25/2036
76112H-AL-1	RESIDENTIAL ASSET SECURITIZATI WHOLE_CMO	4	1.A FM	2,783,488	23.8210	1,922,664	8,071,337	1,547,000	(305,876)	4,321	4.819	2.364	MON	4,321	133,941	07/01/2019	09/25/2036
76113N-AC-7	RESIDENTIAL ASSET SECURITIZATI WHOLE_CMO	4	3.A FM	642,597	76.7560	642,597	837,196	642,597	(4,600)	140,171	6.250	11.616	MON	4,360	52,214	04/26/2016	07/25/2036
76114H-AM-7	RESIDENTIAL ASSET SECURITIZATI WHOLE_CMO	4	3.A FM	1,579,057	58.2050	1,579,057	2,712,922	1,579,057	(76,739)	282,117	6.000	7.705	MON	13,565	157,982	04/20/2016	05/25/2037
805564-QA-2	SAXON ASSET SECURITIES TRUST S SUB ABS_A	4	1.A FM	2,182,123	108.7310	3,196,967	2,940,243	2,810,486	49,822	6.000	5.754	MON	14,701	94,486	12/09/2014	08/25/2035
81746F-AG-0	SEQUOIA MORTGAGE TRUST SEMT_17 SUPSEN VH	4	1.A	4,400,916	87.4260	3,760,417	4,301,281	4,406,273	70,749	3.500	2.957	MON	12,545	146,652	06/18/2019	09/25/2047
81746V-AG-5	SEQUOIA MORTGAGE TRUST SEMT_18 SUPSEN VH	4	1.A	12,726,735	92.7100	12,333,537	13,303,294	12,777,435	(346,019)	3.500	4.373	MON	38,801	465,507	02/20/2018	03/25/2048
81747G-AG-7	SEQUOIA MORTGAGE TRUST SEMT_18 SUPSEN VH	4	1.A	2,802,371	88.6310	2,627,538	2,964,576	2,805,062	(110,537)	8,647	3.500	4.785	MON	97,238	97,238	05/26/2018	05/26/2048
81748A-AA-2	SEQUOIA MORTGAGE TRUST SEMT_20 SUPSEN VH	4	1.A	12,508,420	84.5800	10,365,780	12,255,648	12,716,838	282,145	3.000	2.432	MON	30,639	367,669	03/06/2020	04/25/2050
81748K-AA-0	SEQUOIA MORTGAGE TRUST SEMT_20 WHOLE_CMO	4	1.A	4,993,900	86.0940	4,195,850	4,873,583	5,142,424	175,366	3.500	2.649	MON	14,215	170,575	02/13/2020	03/25/2050
82281E-AA-5	SHELLPOINT CO-ORIGINATOR TRUST WHOLE_CMO	4	1.A	1,101,548	86.0520	974,548	1,132,515	1,095,753	(19,780)	3,303	3.500	4.396	MON	39,638	07/18/2018	05/25/2046
85213X-AA-9	SPRUCE HILL MORTGAGE ACQUISITI WHOLE_CMO	4	1.A FE	3,251,009	91.1020	3,306,412	3,629,338	3,252,962	1,954	4.100	5.109	MON	12,400	24,800	11/14/2022	07/25/2057
863579-RT-7	STRUCTURED ADJUSTABLE RATE MOR SENIOR VH	4	1.A FM	1,461,484	103.8210	1,649,079	1,588,392	1,410,151	(15,031)	3.961	6.321	MON	5,242	47,496	08/24/2016	05/25/2035
86358B-JV-4	STRUCTURED ASSET SECURITIES CO WHOLE_CMO	4	1.A FM	1,550,292	98.9690	1,531,964	1,560,042	1,531,143	7,630	5.585	6.322	MON	87,339	87,339	07/18/2016	05/25/2034
86361W-AA-9	STRUCTURED ASSET MORTGAGE INVE SUPSEN VH	4	1.A FM	1,366,984	90.1980	1,494,532	1,656,950	1,253,967	9,809	4.789	5.873	MON	1,102	28,136	07/06/2016	10/25/2036
86364C-AF-9	STRUCTURED ADJUSTABLE RATE MOR WHOLE_CMO	4	1.A FM	2,378,184	83.0620	2,690,812	3,239,523	1,790,052	(117,025)	3.808	10.813	MON	10,280	107,895	01/30/2017	07/25/2037
86789M-AD-9	SUNTRUST ALTERNATIVE LOAN TRUS WHOLE_CMO	4	1.A FM	206,205	97.4620	262,933	221,344	221,344	(373)	5.750	10.766	MON	1,293	15,512	07/18/2012	07/25/2036
86789M-AQ-0	SUNTRUST ALTERNATIVE LOAN TRUS WHOLE_CMO	4	3.C FM	395,245	97.4620	393,182	403,420	396,296	(2,107)	5.750	3.944	MON	1,933	23,197	05/08/2018	12/25/2035
87267T-AA-9	VENTURE CDO LTD VENTR_14-18A SENIOR WHOL	1.A FE	3,867,438	82.4500	3,198,688	3,879,543	3,871,856	45,407	1.966	2.002	MON	1,271	76,302	11/01/2021	11/25/2056
87804B-AD-9	TBW MORTGAGE BACKED PT CERTIFI SENIOR VH	4	1.A FM	525,717	47.2680	521,397	1,103,057	421,928	(52,336)	5,515	6.000	12.181	MON	42,424	04/01/2021	07/25/2036
89169D-AE-1	TOWD POINT MORTGAGE TRUST TPMT SUB ABS_A	4	1.A	2,025,223	85.1600	1,703,205	2,000,000	2,003,565	(7,012)	3.835	3.606	MON	6,392	76,487	11/08/2019	07/25/2057
89171V-AD-9	TOWD POINT MORTGAGE TRUST TPMT WHOLE_CMO	4	1.A	10,151,602	96.1930	10,470,919	10,865,269	10,708,771	66,807	3.500	4.223	MON	31,749	380,984	04/08/2016	05/25/2055
89171V-AE-7	TOWD POINT MORTGAGE TRUST TPMT SUB ABS_A	4	1.A	9,997,022	94.0590	10,830,210	11,514,259	10,959,643	119,434	3.970	5.328	MON	38,092	455,768	04/08/2016	05/25/2055

ANNUAL STATEMENT FOR THE YEAR 2022 OF THE AMERICAN EQUITY INVESTMENT LIFE INSURANCE COMPANY

SCHEDULE D - PART 1

Showing All Long-Term BONDS Owned December 31 of Current Year

1	2	Codes			6	7	Fair Value		10	11	Change in Book/Adjusted Carrying Value				Interest					Dates	
		3	4	5			8	9			12	13	14	15	16	17	18	19	20	21	22
CUSIP Identification	Description	C o d e	F o r e i g n	Bond Char	NAIC Designation, NAIC Designation Modifier and SVO Administrative Symbol	Actual Cost	Rate Used to Obtain Fair Value	Fair Value	Par Value	Book/ Adjusted Carrying Value	Unrealized Valuation Increase/ (Decrease)	Current Year's (Amor-tization) Accretion	Current Year's Other-Than-Temporary Impairment Recognized	Total Foreign Exchange Change in Book/ Adjusted Carrying Value	Rate of	Effective Rate of	When Paid	Admitted Amount Due and Accrued	Amount Received During Year	Acquired	Stated Contractual Maturity Date
89172E-AG-9	TOWD POINT MORTGAGE TRUST TPMT MEZZANIN0..	4	1.A	9,515,23595.4460	9,692,585	10,155,000	9,972,804	61,2713.500	4.220	MON	29,619	355,425	06/22/2016	02/25/2055
89173F-AD-2	TOWD POINT MORTGAGE TRUST TPMT SUB ABS_A0..	4	1.A	4,950,00092.2370	4,611,841	5,000,000	4,936,544	(3,159)3.750	3.725	MON	15,625	187,500	06/07/2017	10/25/2056
89175J-AE-0	TOWDPOINTMORTGAGETRUSTTPMT SUB ABS_ABS0..	4	1.A	1,947,44178.5500	1,571,006	2,000,000	1,940,094	(669)3.204	3.247	MON	5,340	64,226	11/08/2019	10/25/2057
89175T-AD-0	TOWD POINT MORTGAGE TRUST TPMT SUB ABS_A0..	4	1.A	907,93268.0750	680,748	1,000,000	919,0123.3123.000	3.651	MON	2,500	30,000	11/08/2019	06/25/2058
89175V-AD-5	TOWD POINT MORTGAGE TRUST TPMT MEZZANIN0..	4	1.C	1,957,32783.1480	1,662,953	2,000,000	1,958,3861.9233.500	3.401	MON	5,833	66,129	11/08/2019	03/25/2058
89176E-AD-2	TOWD POINT MORTGAGE TRUST TPMT SUB ABS_A0..	4	1.A	1,010,40987.6280	876,283	1,000,000	1,006,670(1.182)3.750	3.623	MON	3,125	37,474	11/08/2019	01/25/2058
89176L-AE-4	TOWD POINT MORTGAGE TRUST TPMT SUB ABS_A0..	4	1.A	991,07876.9140	769,143	1,000,000	990,345 (77)3.750	3.799	MON	3,125	37,500	11/08/2019	03/25/2058
89177B-AD-7	TOWD POINT MORTGAGE TRUST TPMT MEZZANIN0..	4	1.D	970,95574.8140	748,141	1,000,000	968,788(6.549)3.750	3.958	MON	3,125	36,774	11/08/2019	03/25/2058
89177J-AD-0	TOWD POINT MORTGAGE TRUST TPMT MEZZANIN0..	4	1.A	2,884,22376.2170	2,286,525	3,000,000	2,885,058(137)3.750	3.885	MON	9,375	111,948	11/08/2019	12/25/2058
924922-AA-5	VERUS SECURITIZATION TRUST VER SENIOR VH0..	1.A FE	3,473,85299.0770	3,490,497	3,523,024	3,473,127 (725)6.127	6.291	MON	17,988	35,976	10/06/2022	10/25/2067
924923-AA-3	VERUS SECURITIZATION TRUST VER WHOLE_CMO0..	1.A FE	3,961,162	100.6980	4,029,790	4,001,842	3,962,7361.5756.790	7.213	MON	22,644	45,288	11/03/2022	10/25/2067
92538B-AA-1	VERUS SECURITIZATION TRUST VER WHOLE_CMO0..	1.A FE	3,437,08590.9050	3,659,718	4,025,868	3,450,32413.2390.820	4.463	MON	2,751	2,751	11/17/2022	10/25/2063
92538L-AA-9	VERUS SECURITIZATION TRUST VER SENIOR VH0..	1.A FE	1,722,49889.1330	1,732,059	1,943,238	1,730,1667.6681.502	4.757	MON	2,432	2,432	11/04/2022	05/26/2065
92538U-AA-9	VERUS SECURITIZATION TRUST VER SENIOR VH0..	1.A FE	3,316,63693.5710	3,423,877	3,659,105	3,319,2442.6084.120	5.404	MON	12,562	7,804	11/29/2022	02/25/2067
929227-2G-0	WAMU MORTGAGE PASS-THROUGH CER SUSPEN VH0..	4	1.A FM	248,95393.2840	277,710	297,702	266,8511.2245.500	9.400	MON	1,364	16,374	11/07/2008	06/25/2033
92922F-AD-7	WAMU MORTGAGE PASS-THROUGH CER SUSPEN VH0..	4	1.A FM	149,78286.3800	141,015	163,250	155,512(1,506)3.889	4.212	MON	529	5,029	06/17/2013	12/25/2035
92922F-TJ-7	WAMU MORTGAGE PASS-THROUGH CER SENIOR VH0..	4	1.A FM	280,18488.6250	267,725	302,085	286,862 6395.229	2.177	MON	263	6,884	01/05/2017	06/25/2044
933634-AJ-6	WAMU MORTGAGE PASS-THROUGH CER SUSPEN VH0..	4	1.A FM	142,91683.8090	153,724	183,422	153,787 (934)3.293	9.012	MON	503	5,617	09/05/2019	08/25/2036
933635-AA-2	WAMU MORTGAGE PASS-THROUGH CER SUSPEN VH0..	4	1.A FM	455,57180.1520	757,900	945,578	508,8762.5032.749	27.029	MON	2,166	12,118	06/18/2015	03/25/2047
93363C-AB-5	WAMU MORTGAGE PASS-THROUGH CER SUSPEN VH0..	4	1.A FM	353,07782.4250	345,942	419,705	374,5413.0543.029	7.630	MON	1,059	6,582	09/09/2016	07/25/2046
939336-T2-9	WASHINGTON MUTUAL MSC MORTGAGE SENIOR VH	1.A FM	487,39894.9860	494,813	520,933	498,8572.3765.787	7.404	MON	2,512	30,349	12/23/2008	08/25/2038
93934F-BC-5	WASHINGTON MUTUAL ALTERNATIVE WHOLE_CMO	4	1.A FM	506,04093.3440	522,004	559,226	481,065 (681)5.500	10.172	MON	2,563	30,518	04/01/2012	09/25/2035
93934F-HC-9	WASHINGTON MUTUAL MORTGAGE PAS' WHOLE_CMO0..	1.A FM	3,007,58579.7830	2,502,654	3,136,822	3,014,2346.6494.909	5.662	MON	2,994	55,438	02/14/2022	12/25/2035
93934F-JA-6	WASHINGTON MUTUAL MORTGAGE PAS SUSPEN VH	4	1.A FM	555,34385.8570	554,822	548,973	548,973 (3,218)4.889	4.008	MON	614	13,944	11/07/2017	02/25/2036
93934F-MN-9	WASHINGTON MUTUAL MORTGAGE PAS WHOLE_CMO0..	4	1.A FM	821,57697.3800	946,803	972,280	816,565 (4,215)2.989	6.745	MON	2,422	14,789	04/20/2017	04/25/2046
93935L-AB-4	WMAAL MORTGAGE PASS-THROUGH CE SENIOR VH0..	4	3.C FM	1,281,43080.8840	1,187,930	1,468,687	1,261,377 (17,738)2.899	4.313	MON	3,548	21,129	08/02/2017	10/25/2046
949831-AA-9	WELLS FARGO MORTGAGE BACKED SE WHOLE_CMO	4	1.A	1,953,79893.3870	1,799,283	1,926,704	2,013,20944,8883.500	2.352	MON	5,620	67,435	09/10/2019	07/26/2049
949831-AF-8	WELLS FARGO MORTGAGE BACKED SE WHOLE_CMO	4	1.A	1,759,86588.9490	1,573,318	1,768,777	1,758,565 (7,888)3.000	3.114	MON	4,422	53,063	09/10/2019	07/26/2049
94985J-BQ-2	WELLS FARGO MORTGAGE BACKED SE WHOLE_CMO	4	1.A FM83.4540	83,45406.000	8.181	MON	01/01/2013	06/25/2037
94985J-BQ-2	WELLS FARGO MORTGAGE BACKED SE WHOLE_CMO	4	3.A FM	825,564	776,338	930,263	870,697 (7,888)6.000	6.946	MON	4,651	55,816	01/01/2013	06/25/2037
94985J-BQ-2	WELLS FARGO MORTGAGE BACKED SE WHOLE_CMO	4	4.B FM83.4540	83,45406.000	4.977	MON	01/01/2013	06/25/2037
94987F-AJ-5	WELLS FARGO MORTGAGE LOAN TRUS WHOLE_CMO0..	4	1.A FM	1,201,40098.7750	1,195,531	1,210,354	1,209,5983.9164.236	3.112	MON	4,272	39,671	11/18/2016	08/27/2035
95001T-AQ-3	WELLS FARGO MORTGAGE BACKED SE SUSPEN VH	4	1.A	158,049	151,387	154,329	155,721 (1,117)3.940	3.149	MON	507	6,082	06/13/2019	08/20/2048
95002F-AE-4	WELLS FARGO MORTGAGE BACKED SE WHOLE_CMO	4	1.A	11,706,50890.9660	10,383,590	11,414,803	11,561,451 (23,206)3.500	3.177	MON	33,293	399,427	11/19/2019	09/25/2049
97651L-AC-5	WINWATER MORTGAGE LOAN TRUS W WHOLE_CMO	4	1.A	2,371,78384.8470	2,064,663	2,433,399	2,361,039 (42,698)3.500	4.451	MON	7,097	85,169	05/15/2018	06/20/2045
97654D-AG-1	WINWATER MORTGAGE LOAN TRUST W WHOLE_CMO	4	1.A	6,354,99587.7750	6,584,393	6,612,790	6,659,232 112,9803.500	3.261	MON	19,287	231,448	05/23/2018	08/20/2045
55285K-AA-3	MFATRUSTMFRA 22-INV3 WHOLE_CMO 22-INV3	C	1.A FE	4,837,43298.0420	4,818,366	4,914,577	4,842,1584.7266.000	6.701	MON	24,573	73,757	10/03/2022	10/25/2057
55286E-AA-6	SENECA RESOURCES LLC WHOLE_CMO 22-NQM3	C	1.A FE	21,019,23993.9560	19,856,978	21,134,368	20,913,100 (106,139)5.570	5.987	MON	19,620	293,896	09/16/2022	09/25/2067
1029999999. Subtotal - Bonds - Industrial and Miscellaneous (Unaffiliated) - Residential Mortgage-Backed Securities						766,591,876	XXX	720,692,875	886,843,029	729,156,937	(182,480)	(6,695,708)	2,976,704		XXX	XXX	XXX	2,953,339	31,116,540	XXX	XXX
02666B-AD-8	AMERICAN HOMES 4 RENT AH4R_15 SUB SUB_CM0..	4	1.B FE	4,249,85295.5740	4,061,910	4,250,000	4,242,347 (1,987)5.036	5.063	MON	595	231,271	09/11/2015	10/17/2052
02666B-AG-1	AMERICAN HOMES 4 RENT AH4R_15 SUB SUBS0..	4	2.B0.0010	65	10.000	0.000	MON	09/11/2015	10/17/2052
05490R-AA-4	BANC OF AMERICA MERRILL LYNCH SENIOR SEN0..	4	1.A	20,580,24084.8900	16,977,964	20,000,000	20,210,227 (54,927)3.819	3.518	MON	63,650	763,800	07/24/2015	07/14/2037
05490V-AE-7	BARCLAYS COMMERCIAL MORTGAGE S SUB SUB_C	4	1.A	15,360,69099.8240	14,973,645	15,000,000	15,000,000 (32,388)3.990	2.482	MON	36,573	606,782	09/17/2015	09/15/2032
05490V-AG-2	BARCLAYS COMMERCIAL MORTGAGE S SUB SUB_C	4	1.A	9,968,93099.8100	9,980,959	10,000,000	10,000,0009.2073.990	6.972	MON	17,732	404,521	09/17/2015	09/15/2032

ANNUAL STATEMENT FOR THE YEAR 2022 OF THE AMERICAN EQUITY INVESTMENT LIFE INSURANCE COMPANY

SCHEDULE D - PART 1

Showing All Long-Term BONDS Owned December 31 of Current Year

1	2	Codes			6	7	Fair Value		10	11	Change in Book/Adjusted Carrying Value				Interest					Dates	
		3	4	5			8	9			12	13	14	15	16	17	18	19	20	21	22
CUSIP Identification	Description	C o d e	F o r e i g n	Bond Char	NAIC Designation, NAIC Designation Modifier and SVO Administrative Symbol	Actual Cost	Rate Used to Obtain Fair Value	Fair Value	Par Value	Book/ Adjusted Carrying Value	Unrealized Valuation Increase/ (Decrease)	Current Year's (Amortization) Accretion	Current Year's Other-Than-Temporary Impairment Recognized	Total Foreign Exchange Change in Book/ Adjusted Carrying Value	Rate of	Effective Rate of	When Paid	Admitted Amount Due and Accrued	Amount Received During Year	Acquired	Stated Contractual Maturity Date
05492J-AY-8	BARCLAYS COMMERCIAL MORTGAGE S SUB SUB_C	..0..	4		1.A	4,634,919	82.9780	3,734,009	4,500,000	4,597,634		(12,468)			3.517	3.183	MON	13,189	158,265	11/05/2019	11/15/2052
05492T-BP-4	BARCLAYS COMMERCIAL MORTGAGE S LCF SENIO	..0..			1.A	16,114,313	84.9950	13,259,191	15,600,000	16,045,980		(62,653)			2.639	2.176	MON	34,307	411,684	11/28/2021	02/18/2053
05493B-AL-2	BARCLAYS COMMERCIAL MORTGAGE S SUB SENIO	..0..			1.A	4,993,553	97.6990	4,824,357	4,938,000	4,973,510		(19,334)			8.948	8.688	MON	20,865	307,311	10/12/2021	10/15/2037
05493H-AN-5	BARCLAYS COMMERCIAL MORTGAGE S SENIOR_CM	..0..			1.G	4,996,875	87.7290	4,386,437	5,000,000	4,997,556		645			7.468	7.600	MON	17,632	236,158	10/15/2021	06/15/2036
05525B-AA-8	BANC OF AMERICA MERRILL LYNCH LCF SENIOR	..0..	4		1.A	7,071,469	90.5540	6,927,382	7,650,000	7,507,298		109,352			3.534	4.477	MON	22,531	274,129	01/09/2014	03/10/2037
05525H-AU-1	BANC OF AMERICA MERRILL LYNCH SENIOR SEN	..0..	4		2.A FE	7,845,210	94.9200	8,542,813	9,000,000	8,594,759		183,414			2.380	4.722	MON	17,849	217,003	04/05/2018	01/27/2047
05525M-AA-4	BANC OF AMERICA MERRILL LYNCH SENIOR SEN	..0..	4		1.A	27,294,921	77.8060	20,618,683	26,500,000	27,033,536		(35,362)			4.185	4.058	MON	61,611	1,124,508	08/01/2014	08/16/2046
05525M-AE-6	BANC OF AMERICA MERRILL LYNCH SUB_CMBS	..0..	4		1.C	10,135,620	73.5630	7,356,322	10,000,000	10,049,166		(36,184)			4.214	4.216	MON	23,411	427,242	08/01/2014	08/16/2046
05526Q-AG-1	BANC OF AMERICA MERRILL LYNCH SUB SUB_CM	..0..	4		1.A	3,244,363	90.8050	2,996,576	3,300,000	3,281,704		5,830			3.596	3.873	MON	9,888	120,310	12/01/2015	04/14/2033
05526W-AJ-2	BANC OF AMERICA MERRILL LYNCH SUB_CMBS	..0..	4		1.A	8,239,576	87.1800	6,974,392	8,000,000	8,136,517		(15,931)			4.311	4.072	MON	28,740	344,880	07/28/2015	07/08/2043
05526W-AL-7	BANC OF AMERICA MERRILL LYNCH SUB SUB_CM	..0..	4		1.A	19,466,074	85.5770	16,173,981	18,900,000	19,259,307		(32,425)			4.781	4.561	MON	75,301	903,609	07/28/2015	07/08/2043
05538U-AA-1	BB-US TRUST BBUBS_12-SHOW LCF SENIOR_CM	..0..	4		1.A FM	3,968,125	93.2350	3,729,407	4,000,000	3,992,373		2,323			3.430	3.535	MON	11,434	137,208	05/28/2013	11/05/2036
05538U-AC-7	BBUBST_12-SHOW SUB SUB_CMBS_12-SHOW 144	..0..	4		1.A FM	9,928,961	94.4720	9,919,543	10,500,000	10,380,324		58,495			3.882	4.545	MON	33,969	373,662	10/29/2013	11/05/2036
05538U-AE-3	BBUBST_12-SHOW SUB SUB_CMBS_12-SHOW 144	..0..	4		1.A FM	25,394,898	95.9750	23,993,766	25,000,000	25,067,993		(37,975)			4.026	3.946	MON	83,875	1,020,479	11/01/2012	11/05/2036
05538U-AG-8	BB-US TRUST BBUBS_12-SHOW SUB SUB_CMBS	..0..	4		1.A FM	2,432,813	94.0090	2,350,237	2,500,000	2,482,943		8,372			4.026	4.494	MON	8,388	102,048	02/18/2016	11/07/2036
05538U-AL-7	BBUBS_012 SENIOR SENIOR_CMBS_12-SHOW 14	..0..	4		1.A FE	9,999,939	0.9880	1,594,133		1,706,354		(904,375)			0.596	15.501	MON	80,085	1,051,219	11/06/2012	11/05/2036
05546J-AE-8	BARCLAYS COMMERCIAL MORTGAGE S LCF SENIO	..0..	4		1.A	3,957,500	92.6480	3,705,904		3,976,026		(2,366)			3.375	3.553	MON	11,250	135,000	11/10/2016	03/12/2036
05546J-AJ-7	BARCLAYS COMMERCIAL MORTGAGE S SUB_CMBS	..0..	4		1.B	12,867,699	89.6700	12,912,501	14,400,000	12,867,699		119,303	541,656		3.483	7.110	MON	34,829	508,513	03/18/2015	03/12/2036
05547H-AC-5	BARCLAYS COMMERCIAL MORTGAGE S SENIOR SE	..0..	4		1.A	20,598,480	92.8590	18,571,813	20,000,000	20,264,104		(57,532)			4.197	3.904	MON	58,292	839,400	12/04/2015	08/10/2035
05547H-AJ-0	BARCLAYS COMMERCIAL MORTGAGE S SUB_CMBS	..0..	4		1.A	926,965	92.2660	830,398	900,000	911,986		(1,855)			4.498	4.204	MON	2,811	40,257	12/04/2015	08/10/2035
05552F-BA-4	BARCLAYS COMMERCIAL MORTGAGE S SENIOR SE	..0..	4		1.A	45,243,917	89.2540	39,593,260	44,360,000	45,183,118		(60,800)			3.662	3.424	MON	1,082,975		03/23/2022	04/16/2055
05552F-BE-6	BARCLAYS COMMERCIAL MORTGAGE S SUB SUB_C	..0..			1.A	20,137,560	83.6720	16,734,474	20,000,000	20,127,146		(10,414)			3.752	3.678	MON	62,533	500,267	03/23/2022	04/15/2055
05552X-BG-2	BARCLAYS COMMERCIAL MORTGAGE S SENIOR SE	..0..			1.A	76,781,207	82.5910	61,571,357	74,550,000	76,546,785		(225,569)			2.689	2.342	MON	167,054	2,004,650	11/17/2021	11/17/2054
05552X-BM-9	BARCLAYS COMMERCIAL MORTGAGE S SUB SUB_C	..0..			1.A	20,404,939	74.4630	15,194,820	20,406,000	20,402,903		(1,953)			2.758	2.762	MON	46,900	562,797	11/17/2021	11/17/2054
05591U-AJ-6	BSREP COMMERCIAL MORTGAGE TRUS SUB SENIO	..0..			1.A	5,966,250	88.7450	5,324,671	6,000,000	5,972,419		5,603			6.618	6.847	MON	17,648	231,687	12/15/2021	08/15/2038
05592C-AL-0	BPR TRUST BPR_21-NRD SUB_CMBS_21-NRD 14	..0..			1.A	12,249,423	97.6910	11,996,485	12,280,000	12,264,538		14,298			8.049	8.324	MON	46,675	635,190	12/15/2021	12/15/2038
05592D-AL-8	BPR TRUST BPR_22-OANA SUB_CMBS_22-OANA	..0..			1.A	21,944,780	91.7910	20,194,126	22,000,000	21,949,255		4,475			8.031	8.216	MON	83,429	854,810	04/07/2022	04/15/2037
055980-AA-4	BPR TRUST BPR_22-STAR SENIOR_CMBS_22-ST	..0..			1.A	4,974,040	98.4080	4,920,387	5,000,000	4,975,102		1,062			7.568	7.789	MON	16,817	104,597	08/09/2022	08/15/2039
055980-AC-0	BPR TRUST BPR_22-STAR SENIOR_CMBS_22-ST	..0..			1.E	8,953,560	97.9960	8,819,632	9,000,000	8,955,378		1,818			8.516	8.772	MON	34,062	216,482	08/09/2022	08/15/2039
05601P-AA-4	BSST MORTGAGE TRUST BSST_21-SS LCF SENIO	..0..			1.A	951,563	95.8230	958,230	1,000,000	952,856		1,293			5.068	6.740	MON	2,393	3,854	11/22/2022	04/15/2036
05602H-AA-1	BPR_22-SSP SENIOR_CMBS_22-SSP 144A	..0..			1.A FE	13,476,225	98.8740	13,357,829	13,510,000	13,478,977		2,752			7.336	7.504	MON	44,046	401,104	06/01/2022	05/15/2039
05602H-AG-8	BPR_22-SSP SENIOR_CMBS_22-SSP 144A	..0..			1.D FE	5,416,681	99.0690	5,393,224	5,443,900	5,417,199		518			8.174	8.405	MON	19,776	186,337	06/01/2022	05/15/2039
05602H-AJ-2	BPR_22-SSP SENIOR_CMBS_22-SSP 144A	..0..			1.G FE	4,874,008	99.0810	4,853,477	4,898,500	4,874,434		427			9.172	9.444	MON	19,968	194,149	06/01/2022	05/15/2039
05602H-AL-7	BPR_22-SSP SENIOR_CMBS_22-SSP 144A	..0..			2.C FE	6,074,475	96.3390	5,881,481	6,105,000	6,076,806		2,331			10.967	11.347	MON	29,756	301,327	06/01/2022	05/15/2039
05604F-AJ-4	BIWAY MORTGAGE TRUST BIWAY_13-15 SUB SUB_C	..0..	4		1.A	30,670,756	93.9400	29,173,963	31,056,000	30,951,292		61,580			3.473	3.619	MON	89,879	1,078,544	06/02/2015	03/10/2033
05604F-AL-9	BIWAY MORTGAGE TRUST BIWAY_13-15 SUB SUB_C	..0..	4		1.A	11,523,750	91.1970	11,861,896	12,000,000	11,861,896		54,723			3.446	3.987	MON	34,462	413,544	01/25/2016	03/10/2033
05604F-AN-5	BIWAY MORTGAGE TRUST BIWAY_13-15 SUB SUB_C	..0..	4		1.A	5,035,977	91.0160	4,550,777	5,000,000	5,005,995		(4,595)			3.633	3.559	MON	15,138	181,660	04/23/2018	03/10/2033
056054-AA-7	BX COMMERCIAL MORTGAGE TRUST B LCF SENIO	..0..			1.A	5,102,329	98.6400	5,098,196	5,168,511	5,103,581		1,252			5.370	6.862	MON	13,107	11,812	12/21/2022	10/15/2036
056083-AA-2	BXP TRUST BXP_17-GM SUB SUB_CMBS_17-GM	..0..	4		1.A	15,486,250	86.5190	13,843,021	16,000,000	15,723,826		53,187			3.425	3.905	MON	45,664	555,579	02/02/2018	06/13/2039
05608U-AA-6	BX TRUST BX_22-GPA SENIOR_CMBS_22-GPA 1	..0..			1.A	1,164,881	99.3730	1,162,667	1,170,000	1,164,918		37			6.501	6.696	MON	3,592		12/13/2022	10/15/2039
05608U-AJ-7	BX TRUST BX_22-GPA SENIOR_CMBS_22-GPA 1	..0..			1.A	1,986,250	99.1380	1,982,754	2,000,000	1,986,360		110			7.000	7.275	MON	6,611	10,764	12/12/2022	10/15/2039
05608W-AA-2	BX COMMERCIAL MORTGAGE TRUST B LCF SENIO	..0..			1.A	10,504,120	96.2670	10,490,699	10,897,450	10,507,430		3,310			4.988	6.204	MON	25,668		12/16/2022	06/15/2038
05609B-AV-1	BX COMMERCIAL MORTGAGE TRUST B LCF CRUT S	..0..			1.A	5,794,159	95.0830	5,795,338	6,095,000	5,796,268		2,108			5.118	6.305	MON	14,731	5,390	12/20/2022	02/15/2036
05609B-CD-9	BX COMMERCIAL MORTGAGE TRUST B LCF SENIO	..0..			1.A	7,198,647	95.0830	7,263,426	7,639,000	7,206,341		7,694			5.118	6.487	MON	18,462	36,907	12/16/2022	02/15/2036
05609B-AA-7	BX COMMERCIAL MORTGAGE TRUST B LCF SENIO	..0..			1.A	2,387,742	96.1380	2,401,046	2,497,497	2,391,212					5.006	7.536	MON	5,904	14,494	12/20/2022	10/15/2038

ANNUAL STATEMENT FOR THE YEAR 2022 OF THE AMERICAN EQUITY INVESTMENT LIFE INSURANCE COMPANY

SCHEDULE D - PART 1

Showing All Long-Term BONDS Owned December 31 of Current Year

1	2	Codes			6	7	Fair Value		10	11	Change in Book/Adjusted Carrying Value				Interest					Dates	
		3	4	5			8	9			12	13	14	15	16	17	18	19	20	21	22
CUSIP Identification	Description	C o d e	F o r e i g n	Bond Char	NAIC Designation, NAIC Designation Modifier and SVO Administrative Symbol	Actual Cost	Rate Used to Obtain Fair Value	Fair Value	Par Value	Book/ Adjusted Carrying Value	Unrealized Valuation Increase/ (Decrease)	Current Year's (Amor-tization) Accretion	Current Year's Other-Than-Temporary Impairment Recognized	Total Foreign Exchange Change in Book/ Adjusted Carrying Value	Rate of	Effective Rate of	When Paid	Admitted Amount Due and Accrued	Amount Received During Year	Acquired	Stated Contractual Maturity Date
05609M-CG-8	BMO CAPITAL MARKETS CORP BMO_2 SUB SUB_C				1.A	6,630,697	75.8020	5,026,419	6,631,000	6,628,882		(1,815)			3.468	3.479	MON	19,164	191,636	02/10/2022	02/18/2055
05609T-AA-8	BX TRUST BX_22-VAMF SENIOR CMBS_21-VAMF	..0.			1.A FE	1,714,500	95.4890	1,718,806	1,800,000	1,715,410		910			5.186	6.600	MON	4,148	6,966	12/09/2022	01/15/2039
05610H-AA-1	BX COMMERCIAL MORTGAGE TRUST B SENIOR CM	..0.			1.A	13,120,552	95.9370	13,089,324	13,643,619	13,128,187		7,635			5.349	6.479	MON	32,432	19,720	12/13/2022	02/15/2039
05610M-AE-2	BX_22-CSMO SUB CMBS_22-CSMO 144A	..0.			1.A	6,895,213	98.5040	6,895,296	7,000,000	6,896,317		1,105			8.673	9.149	MON	28,669	47,434	11/29/2022	06/15/2039
060352-AL-5	BANK BANK_17-BNK6 SUB SUB CMBS_17-BNK6	..0.	4		2.A	1,299,943	84.3240	1,096,206	1,300,000	1,295,513		501			3.851	3.930	MON	4,172	50,063	07/14/2017	07/15/2060
06035R-AII-6	BANK_18-BN14 SUB SUB CMBS_18-BNK14		4		1.D	9,094,119	83.0410	7,473,722	9,000,000	9,071,585		(17,062)			4.612	4.494	MON	34,590	420,609	09/18/2018	09/15/2060
06036F-BG-5	BNK_18-B15 SUB SUB CMBS_18-B15	..0.	4		1.A	765,158	90.1170	675,874	750,000	760,158		(1,350)			4.656	4.514	MON	2,910	35,405	11/16/2018	11/15/2061
06539L-BF-6	BANK_18-BN13 SUB SUB CMBS_18-BN13	..0.	4		1.A	4,618,436	88.0990	3,964,450	4,500,000	4,572,128		(11,920)			4.578	4.319	MON	17,167	208,585	07/23/2018	08/15/2061
06539L-BG-4	BANK_18-BN13 SUB SUB CMBS_18-BN13		4		1.E	7,267,516	85.8670	6,225,385	7,250,000	7,256,891		(3,646)			4.578	4.607	MON	27,658	336,053	07/23/2018	08/17/2061
06540B-BH-1	BANK BANK_19-BN21 SUB SENIOR CMBS_19-BN	..0.	4		1.A	12,359,508	81.8130	9,817,581	12,000,000	12,257,439		(33,054)			3.214	2.988	MON	32,140	385,680	09/27/2019	10/18/2052
06540C-BF-3	BANK BANK_21-BN35 LCF SENIOR CMBS_21-BN				1.A	10,676,675	80.2300	8,538,881	10,643,000	10,671,629		(4,327)			2.285	2.247	MON	20,266	243,193	10/19/2021	06/17/2064
06540T-AH-3	BANK_18-BN11 SUB SUB CMBS_18-BN11	..0.	4		1.A	3,089,840	90.2030	2,706,093	3,000,000	3,050,098		(8,828)			4.349	4.058	MON	10,873	132,334	04/16/2018	03/15/2061
06540T-AJ-9	BANK_18-BN11 SUB SUB CMBS_18-BN11		4		1.A	7,968,895	86.9250	6,954,025	8,000,000	7,976,313		2,655			4.378	4.508	MON	29,188	355,211	04/16/2018	03/15/2061
06540W-BF-9	BANK BANK_19-BN19 SUB SUB CMBS_19-BN19	..0.	4		1.F	6,694,480	83.9940	5,459,633	6,500,000	6,635,658		(17,999)			3.647	3.314	MON	19,755	237,055	07/23/2019	08/15/2061
06540X-BL-4	BANK_19-BN22 SUB SUB CMBS_19-BN22	..0.	4		1.A	5,664,857	81.6990	4,493,421	5,500,000	5,618,984		(15,270)			3.412	2.989	MON	15,638	187,660	10/25/2018	11/15/2062
06540X-BM-2	BANK_19-BN22 SUB SUB CMBS_19-BN22				1.A	6,528,438	79.2970	5,154,291	6,500,000	6,518,873		(3,071)			3.461	3.471	MON	18,747	228,096	10/25/2019	11/15/2062
06541L-BG-0	BANK BANK_22-BK40 SENIOR SENIOR CMBS_22				1.A	4,894,856	87.6200	4,170,719	4,760,000	4,884,553		(10,303)			3.507	3.169	MON	13,910	122,947	02/25/2022	03/17/2064
06541L-BP-0	BANK BANK_22-BK40 SUB SENIOR CMBS_22-BK				1.A	6,998,789	81.8700	5,730,934	7,000,000	6,998,153		(636)			3.507	3.517	MON	20,456	181,464	02/25/2022	03/17/2064
06541R-BF-9	BANK_19-BNK23 SUB SUB CMBS_19-BNK23	..0.	4		1.A	5,149,828	82.2910	4,114,572	5,000,000	5,109,170		(13,764)			3.455	3.124	MON	14,396	172,750	11/21/2019	12/17/2052
06650A-AK-3	BANK BANK_17-BNK8 SUB SUB CMBS_17-BNK8	..0.	4		2.A	756,548	81.9490	614,614	750,000	752,264		(807)			4.096	4.019	MON	2,560	30,984	10/27/2017	11/15/2050
07335C-AH-7	BARCLAYS COMMERCIAL MORTGAGE S SUB SUB_C	..0.			1.B	5,149,620	79.4660	3,973,318	5,000,000	5,104,798		(13,883)			3.322	2.992	MON	13,842	166,100	08/09/2019	08/15/2052
07335C-AK-0	BARCLAYS COMMERCIAL MORTGAGE S SENIOR CM				1.A FE	7,721,471	7.1090	4,441,552		7,653,102		(3,970,196)			1.554	(12.081)	MON	80,910	1,181,723	08/12/2019	08/15/2052
07335Y-AE-6	BDS LTD BDS_21-FL10 SENIOR CMBS_21-FL10	..0.			1.D FE	1,500,000	95.3920	1,430,877	1,500,000	1,500,000					6.289	6.361	MON	3,669	54,991	11/19/2021	11/18/2036
08160B-AC-8	BENCHMARK MORTGAGE TRUST BMARK LCFRUT S				1.A	10,600,916	92.9110	8,868,362	9,545,000	10,349,036		(213,624)			3.944	1.534	MON	31,368	376,417	10/28/2021	07/17/2051
08161B-BB-8	BENCHMARK MORTGAGE TRUST BMARK SUB SUB_C	..0.	4		1.A	8,239,678	88.6900	7,095,189	8,000,000	8,137,587		(23,206)			4.295	3.959	MON	28,633	343,600	03/23/2018	04/10/2051
08161N-AF-4	BENCHMARK MORTGAGE TRUST BMARK LCF SENIO				1.A	13,287,197	85.7220	10,932,076	12,753,000	13,211,627		(62,738)			2.732	2.151	MON	29,034	348,412	11/26/2021	02/18/2053
08162D-AH-1	BENCHMARK MORTGAGE TRUST BMARK SUB SUB_C	..0.	4		1.A	12,359,709	80.9080	9,708,983	12,000,000	12,257,260		(33,017)			3.335	3.006	MON	33,350	400,200	09/20/2019	08/15/2057
08162F-AH-6	BENCHMARK MORTGAGE TRUST BMARK SUB SUB_C	..0.	4		1.A	5,922,494	83.5910	4,806,504	5,750,000	5,870,229		(15,979)			3.570	3.237	MON	17,107	205,287	07/25/2019	08/15/2052
08162T-BE-2	BENCHMARK MORTGAGE TRUST BMARK SUB SUB_C				1.B	8,260,273	90.4400	7,235,179	8,000,000	8,189,790		(29,660)			4.856	4.518	MON	32,373	393,773	11/09/2018	05/16/2053
08162W-BG-9	BENCHMARK MORTGAGE TRUST BMARK LCF SENIO				1.A	1,225,104	79.9270	1,015,074	1,270,000	1,230,744		5,114			1.850	2.342	MON	1,958	23,495	11/23/2021	09/17/2053
08162W-BG-0	BENCHMARK MORTGAGE TRUST BMARK SUB SUB_C				1.A	5,888,761	73.5340	4,345,847	5,910,000	5,890,484		1,391			2.351	2.394	MON	11,579	138,944	11/05/2021	09/17/2053
08162Y-AH-5	BOIM_9B-14 SUB SUB CMBS_19-B14	..0.	4		1.D	7,415,974	82.7860	5,960,612	7,200,000	7,356,779		(19,772)			3.493	3.161	MON	20,957	251,482	11/05/2019	12/15/2062
08163D-AA-5	BENCHMARK MORTGAGE TRUST BMARK LCF SENIO				1.A	3,533,794	82.7640	2,847,065	3,440,000	3,521,843		(9,894)			2.577	2.236	MON	7,387	88,649	10/20/2021	04/17/2054
08163K-BG-5	BENCHMARK MORTGAGE TRUST BMARK SUPSEN SE				1.A	94,552,595	81.7000	75,000,262	91,800,000	94,253,189		(288,353)			2.576	2.231	MON	197,064	2,364,768	10/29/2021	11/17/2054
08163K-BK-6	BENCHMARK MORTGAGE TRUST BMARK SUB SUB_C				1.A	13,248,733	73.2020	9,699,260	13,250,000	13,247,479		(1,275)			2.531	2.534	MON	27,949	341,521	10/29/2021	11/17/2054
08163L-AA-5	BENCHMARK MORTGAGE TRUST BMARK LCF SENIO				1.A	7,296,288	79.5450	5,918,162	7,440,000	7,313,589		14,762			1.978		MON	12,261	147,126	11/26/2021	12/17/2053
08163L-AS-8	BENCHMARK MORTGAGE TRUST BMARK SUB SUB_C				1.B	2,500,310	74.4910	1,854,827	2,490,000	2,499,030		(1,008)			2.458	2.414	MON	5,101	61,214	11/05/2021	12/17/2053
08163M-AE-7	BENCHMARK MORTGAGE TRUST BMARK LCF SENIO				1.A	36,428,525	82.2180	29,080,513	35,370,000	36,322,841		(100,873)			2.669	2.320	MON	78,669	944,025	12/08/2021	12/17/2054
08163P-BG-4	BENCHMARK MORTGAGE TRUST BMARK SENIOR SE				1.A	15,501,500	88.2280	13,278,389	15,050,000	15,460,797		(40,703)			3.458	3.046	MON	43,372	390,344	02/24/2022	03/17/2055
08163P-BL-3	BENCHMARK MORTGAGE TRUST BMARK SUB SUB_C				1.A	34,166,137	83.9280	28,326,589	33,751,000	34,133,781		(32,356)			3.615	3.474	MON	101,682	932,125	02/24/2022	03/17/2055
12434C-AA-2	BX COMMERCIAL MORTGAGE TRUST B SENIOR SE				1.A	4,037,594	95.7830	4,093,766	4,274,000	4,043,725		6,131			4.907	6.616	MON	9,903	15,899	11/17/2022	09/15/2034
12434F-AA-5	BX COMMERCIAL MORTGAGE TRUST B SENIOR CM				1.A	1,178,415	96.4970	1,175,329	1,218,000	1,178,535		120			5.239	6.231	MON	12,013		12/22/2022	12/15/2038
12512J-AZ-7	CD COMMERCIAL MORTGAGE TRUST C SUB SUB_C		4		1.A	6,952,114	88.6050	5,980,813	6,750,000	6,873,970		(19,263)			4.659	4.319	MON	26,207	314,483	08/02/2018	08/15/2051
12512J-BA-1	CD COMMERCIAL MORTGAGE TRUST C SUB SUB_C		4		1.C	8,116,238	83.8040	6,704,307	8,000,000	8,069,923		(11,339)			4.850	4.768	MON	32,332	393,397	08/02/2018	08/15/2051
12514M-BF-1	CITIGROUP/DEUTSCHE BANK COMMER SUB SUB_C		4		1.B	4,634,814	86.6800	3,900,615	4,500,000	4,552,494		(13,955)			3.077	2.744	MON	11,539	138,465	08/10/2016	08/10/2049

ANNUAL STATEMENT FOR THE YEAR 2022 OF THE AMERICAN EQUITY INVESTMENT LIFE INSURANCE COMPANY

SCHEDULE D - PART 1

Showing All Long-Term BONDS Owned December 31 of Current Year

1	2	Codes			6	7	Fair Value		10	11	Change in Book/Adjusted Carrying Value				Interest					Dates	
		3	4	5			8	9			12	13	14	15	16	17	18	19	20	21	22
CUSIP Identification	Description	C o d e	F o r e i g n	Bond Char	NAIC Designation, NAIC Designation Modifier and SVO Administrative Symbol	Actual Cost	Rate Used to Obtain Fair Value	Fair Value	Par Value	Book/ Adjusted Carrying Value	Unrealized Valuation Increase/ (Decrease)	Current Year's (Amor-tization) Accretion	Current Year's Other-Than-Temporary Impairment Recognized	Total Foreign Exchange Change in Book/ Adjusted Carrying Value	Rate of	Effective Rate of	When Paid	Admitted Amount Due and Accrued	Amount Received During Year	Acquired	Stated Contractual Maturity Date
12515A-BG-4	CD COMMERCIAL MORTGAGE TRUST C AM SUB_CM	..0.	4		..1.A	6,179,964	..90.5580	5,433,460	6,000,000	6,079,781		(17,970)			3.668	3.339	MON	18,340	220,080	11/18/2016	11/15/2049
12515A-BH-2	CD COMMERCIAL MORTGAGE TRUST C SUB SUB_C	..0.	4		..1.A	9,578,742	..85.8530	7,984,343	9,300,000	9,427,691		(24,346)			3.879	3.540	MON	30,062	358,743	11/18/2016	11/10/2049
125284-AL-3	CGDB COMMERCIAL MORTGAGE TRUST SUB SUB_C	..0.	4		..1.A	818,180	..92.0460	920,457	1,000,000	878,952		47,536			6.868	11.284	MON	3,243		07/27/2020	11/17/2036
125284-AN-9	CGDB COMMERCIAL MORTGAGE TRUST SUB SUB_C	..0.	4		..4.C FE	818,180	..93.6350	936,350	1,000,000	878,375		47,293			7.310	11.806	MON	3,452		07/27/2020	11/17/2036
12528Y-AK-9	CANTOR COMMERCIAL REAL ESTATE SUB SUB_CM	..0.	4		..1.A	5,407,489	..82.0530	4,307,797	5,250,000	5,362,695		(14,448)			3.267	3.083	MON	14,294	171,528	09/26/2019	11/15/2052
12531Y-AV-0	CFORE COMMERCIAL MORTGAGE TRUS SUB SUB_C	..0.	4		..1.A	10,299,984	..90.9100	9,090,999	10,000,000	10,093,604		(34,545)			4.147	3.785	MON	34,558		05/04/2016	05/10/2058
12532B-AF-4	CFORE COMMERCIAL MORTGAGE TRUS SUB SUB_C	..0.	4		..1.A	5,664,960	..90.0780	4,954,298	5,500,000	5,579,620		(15,460)			4.305	4.108	MON	19,734	240,594	12/09/2016	12/10/2054
12532C-BB-0	CFORE COMMERCIAL MORTGAGE TRUS SUB SUB_C	..0.	4		..1.A	10,939,595	..90.2950	9,590,216	10,621,000	10,773,604		(32,245)			3.846	3.507	MON	34,040	408,484	05/18/2017	06/15/2050
12591R-BD-1	COMM MORTGAGE TRUST COMM_14-CC SUB SUB_C	..0.	4		..1.A	16,478,791	..96.7790	15,484,594	16,000,000	16,070,725		(83,297)			4.622	4.579	MON	61,641	750,320	02/10/2014	02/10/2047
12591V-AG-6	COMM MORTGAGE TRUST COMM_14-CR SUB CMBS	..0.	4		..1.A	3,872,500	..96.3920	3,855,667	4,000,000	3,872,500					4.278	7.168	MON	951		12/29/2022	04/10/2047
12591Y-BF-1	COMM MORTGAGE TRUST COMM_14-UB SUB SUB_C	..0.	4		..1.A	4,571,423	..95.2050	4,236,629	4,450,000	4,467,881		(15,943)			4.313	3.959	MON	15,994	191,928	05/22/2014	06/10/2047
12592K-BF-0	COMM MORTGAGE TRUST COMM_14-UB SUB SUB_C	..0.	4		..1.A	15,449,035	..93.1040	13,965,635	15,000,000	15,093,508		(47,852)			4.514	4.180	MON	56,425	677,100	09/09/2014	09/10/2047
12592M-BM-1	COMM MORTGAGE TRUST COMM_14-LC AM SUB_CM	..0.	4		..1.A	18,538,629	..95.5490	17,198,781	18,000,000	18,092,960		(61,742)			4.188	3.844	MON	62,820	753,840	09/18/2014	10/10/2047
12592M-BN-9	COMM MORTGAGE TRUST COMM_14-LC SUB SUB_C	..0.	4		..1.A	15,478,518	..94.5280	14,245,409	15,070,000	15,157,268		(46,001)			4.490	4.178	MON	56,387	676,643	02/18/2016	10/10/2047
12592P-BJ-1	COMM MORTGAGE TRUST COMM_14-UB SUB SUB_C	..0.	4		..1.A	17,508,901	..93.7080	15,930,328	17,000,000	17,117,287		(55,613)			4.349	4.018	MON	61,611	739,330	11/25/2014	12/12/2047
12592T-AL-9	COMM MORTGAGE TRUST COMM_15-3B SUB SUB_C	..0.	4		..1.A	9,925,823	..90.3320	9,484,901	10,500,000	10,345,657		65,992			3.238	4.014	MON	28,336	344,755	07/14/2016	02/12/2035
12593A-BD-6	COMM MORTGAGE TRUST COMM_15-CR SUB SUB_C	..0.	4		..1.A	18,124,397	..93.3020	16,418,384	17,597,000	17,745,971		(56,091)			4.183	3.852	MON	61,340	736,083	05/06/2015	05/12/2048
12593G-AJ-1	COMM MORTGAGE TRUST COMM_15-CR SUB SUB_C	..0.	4		..1.A	9,037,376	..92.4750	8,322,757	9,000,000	9,008,003		(2,917)			4.291	4.498	MON	32,198	392,650	07/01/2015	07/12/2050
12593Q-BG-4	COMM MORTGAGE TRUST COMM_15-CR AM SUB_CM	..0.	4		..1.A	12,348,672	..93.5070	11,220,893	12,000,000	12,094,579		(4,564)			4.085	3.705	MON	40,850	490,200	09/28/2015	10/10/2048
12593Q-BH-2	COMM MORTGAGE TRUST COMM_15-CR SUB SUB_C	..0.	4		..1.A	14,948,003	..92.8460	13,462,700	14,500,000	14,649,056		(45,535)			4.467	4.206	MON	53,975	657,168	09/28/2015	10/13/2048
12594C-BH-2	COMM MORTGAGE TRUST COMM_16-DC AM SUB_CM	..0.	4		..1.A	10,299,627	..93.1480	9,314,832	10,000,000	10,107,697		(39,921)			4.243	3.906	MON	35,358	424,300	03/03/2016	02/10/2049
12594C-BJ-8	COMM MORTGAGE TRUST COMM_16-DC SUB SUB_C	..0.	4		..1.A	8,334,739	..92.6980	7,703,218	8,310,000	8,307,549		(3,278)			4.663	4.688	MON	32,296	393,305	03/03/2016	02/12/2049
12595J-AW-4	CSAIL COMMERCIAL MORTGAGE TRUS SUB SUB_C	..0.	4		..1.A	7,628,528	..85.3690	6,402,667	7,500,000	7,599,223		(6,363)			4.176	4.073	MON	26,100	315,295	11/17/2017	11/18/2050
12596W-AC-8	CSAIL COMMERCIAL MORTGAGE TRUS LCF SENIO	..0.	4		..1.A	24,674,688	..88.5100	20,357,219	23,000,000	24,416,409		(216,020)			3.329	2.233	MON	63,806	765,670	10/25/2021	06/17/2052
12597D-AJ-4	CSAIL COMMERCIAL MORTGAGE TRUS SUB SUB_C	..0.	4		..1.A	6,694,981	..83.6310	5,435,992	6,500,000	6,643,022		(17,015)			3.594	3.293	MON	1,947	253,070	11/20/2019	12/15/2052
12597N-AS-2	CSAIL COMMERCIAL MORTGAGE TRUS LCF SENIO	..0.	4		..1.A	22,948,625	..82.6840	18,553,119	22,438,500	22,874,763		(70,690)			2.561	2.246	MON	47,884	574,605	10/19/2021	03/17/2053
12624K-AW-6	COMM MORTGAGE TRUST COMM_12-CR SUB SUB_C	..0.	4		..1.A FM	201,020	..91.1630	177,341	194,531	194,413		(1,320)			4.893	4.361	MON	9,608		04/25/2016	08/15/2045
12624N-AC-4	COMM MORTGAGE TRUST COMM_12-LT LCF SENIO	..0.	4		..1.A FM	6,870,148	..84.9370	6,870,148	8,088,514	6,870,148		17,995	1,177,922		3.400	0.000	MON	22,915	274,977	01/08/2014	10/05/2030
12624P-AF-2	COMM MORTGAGE TRUST COMM_12-CR SENIOR SE	..0.	4		..1.F FE	563,425	..0.0040	139		13,167		(1,376)			1.530	120.083	MON	4,944	69,308	10/04/2012	10/17/2045
12624Q-AS-2	COMM MORTGAGE TRUST COMM_12-CR SENIOR CM	..0.	4		..1.G FE	1,937,855	..0.0040	540		457,583		342,378	15,152		1.258	(13.708)	MON	236,113		10/06/2012	10/15/2045
12624X-AT-5	COMM MORTGAGE TRUST COMM_13-CC SUB SUB_C	..0.	4		..1.A	5,405,430	..98.8430	5,307,861	5,370,000	5,370,000		768			3.777	3.726	MON	16,902	202,825	12/16/2015	03/10/2046
12625F-AF-3	COMM MORTGAGE TRUST COMM_13-CR SENIOR CM	..0.	4		..1.A FE	1,938,206	..0.0030	596		3,132		(218,409)			1.108	9.340	MON	19,113	252,815	06/24/2013	03/10/2046
12625F-AJ-0	COMM MORTGAGE TRUST COMM_13-CR SUB SUB_C	..0.	4		..1.A	9,264,078	..98.6470	9,568,764	9,700,000	9,676,071		53,475			3.613	4.223	MON	29,205	350,461	06/05/2014	03/10/2046
12625K-AL-9	COMM MORTGAGE TRUST COMM_13-CR AM SUB_CM	..0.	4		..1.A	4,376,886	..99.1150	4,212,388	4,250,000	4,246,941		(14,585)			3.755	3.522	MON	13,336	163,078	06/04/2013	06/10/2046
12625K-AN-5	COMM MORTGAGE TRUST COMM_13-CR SUB SUB_C	..0.	4		..1.A	25,186,800	..98.3160	25,503,248	25,940,000	25,864,290		89,627			3.892	4.408	MON	84,366	1,031,018	03/19/2014	06/10/2046
12625U-AJ-6	COMM MORTGAGE TRUST COMM_13-CR AM SUB_CM	..0.	4		..1.A	9,874,881	..98.6500	9,864,982	10,000,000	9,988,731		1,314			4.293	4.377	MON	35,745	434,756	07/02/2013	06/10/2045
12625U-BC-6	COMM MORTGAGE TRUST COMM_13-CR SENIOR CM	..0.	4		..1.A FE	2,164,697	..0.0040	5,080		3,332		(56,232)			0.025	(0.680)	MON	2,639	311,051	07/02/2013	07/10/2045
12625X-AG-2	COMM MORTGAGE TRUST COMM_13-30 SUB CMBS	..0.	4		..1.A	12,061,734	..98.5940	11,831,222	12,000,000	11,992,200		(8,660)			4.394	4.418	MON	43,935	534,543	08/15/2013	08/10/2030
12625X-AJ-6	COMM MORTGAGE TRUST COMM_13-30 SUB CMBS	..0.	4		..1.C	21,427,623	..96.9540	21,329,934	22,000,000	21,934,015		65,946			4.394	4.818	MON	80,548	979,995	08/15/2013	08/10/2030
12626B-AQ-7	COMM MORTGAGE TRUST COMM_13-CR SUB SUB_C	..0.	4		..1.A	10,791,368	..98.4670	10,339,084	10,500,000	10,514,104		(36,764)			4.859	4.537	MON	42,603	519,986	06/19/2014	08/10/2046
12626G-AP-8	COMM MORTGAGE TRUST COMM_13-LC SUB SUB_C	..0.	4		..1.A	9,680,604	..97.9410	8,739,244	8,923,000	8,988,294		(109,135)			5.009	3.786	MON	37,246	446,953	02/01/2016	08/10/2046
12631D-BE-2	COMM MORTGAGE TRUST COMM_14-CR SUB SUB_C	..0.	4		..1.A	25,422,675	..95.4060	23,422,075	24,550,000	24,681,709		(111,532)			4.377	3.919	MON	89,546	1,074,554	06/27/2014	05/10/2047
12632Q-BA-0	COMM MORTGAGE TRUST COMM_14-CR SUB SUB_C	..0.	4		..1.A	29,302,130	..94.5140	26,700,333	28,250,000	28,387,404		(121,694)			4.456	4.007	MON	104,902	1,258,820	07/22/2014	07/15/2047
12635Q-BK-5	COMM MORTGAGE TRUST COMM_15-CR SUB SUB_C	..0.	4		..1.A	10,299,069	..92.1920	9,219,226	10,000,000	10,098,742		(29,766)			4.338	4.082	MON	36,151	440,000	10/20/2015	10/13/2048
12635R-AX-6	CSAIL COMMERCIAL MORTGAGE TRUS LCF SENIO	..0.	4		..1.A	15,707,409	..95.1060	14,503,665	15,250,000	15,368,235		(53,144)			3.808	3.447	MON	48,392	580,705	11/18/2015	11/18/2048

ANNUAL STATEMENT FOR THE YEAR 2022 OF THE AMERICAN EQUITY INVESTMENT LIFE INSURANCE COMPANY

SCHEDULE D - PART 1

Showing All Long-Term BONDS Owned December 31 of Current Year

1	2	Codes			6	7	Fair Value		10	11	Change in Book/Adjusted Carrying Value				Interest					Dates	
		3	4	5			8	9			12	13	14	15	16	17	18	19	20	21	22
CUSIP	Description	C o d e	F o r e i g n	Bond Char	NAIC Designation, NAIC Designation Modifier and SVO Administrative Symbol	Actual Cost	Rate Used to Obtain Fair Value	Fair Value	Par Value	Book/ Adjusted Carrying Value	Unrealized Valuation Increase/ (Decrease)	Current Year's (Amor-tization) Accretion	Current Year's Other-Than-Temporary Impairment Recognized	Total Foreign Exchange Change in Book/ Adjusted Carrying Value	Rate of	Effective Rate of	When Paid	Admitted Amount Due and Accrued	Amount Received During Year	Acquired	Stated Contractual Maturity Date
12635R-BB-3	CSAIL COMMERCIAL MORTGAGE TRUS AM SENIOR	..0..	4		1.A	18,157,711	..93.4600	16,475,987	17,629,000	17,792,261		(58,425)			..4.174	3.829	MON	61,322	735,870	11/18/2015	11/18/2048
12636F-BN-2	COMM MORTGAGE TRUST COMM_15-LC SUB SUB_C		4		1.A	7,724,453	..92.3740	6,928,027	7,500,000	7,574,377		(22,418)			..4.459	4.080	MON	27,869	334,425	11/06/2015	10/13/2048
12636F-BP-7	COMM MORTGAGE TRUST COMM_15-LC SUB SUB_C		4		1.B	7,353,297	..90.0620	6,754,613	7,500,000	7,434,286		17,942			..4.565	4.943	MON	28,461	348,881	11/06/2015	10/13/2048
12636G-AE-1	COMM MORTGAGE TRUST COMM_16-66 SUB_CMS	..0..	4		1.A	4,600,830	..87.2670	3,926,994	4,500,000	4,539,269		(11,254)			..3.179	2.974	MON	397	145,421	10/12/2016	10/10/2036
12636G-AG-6	COMM MORTGAGE TRUST COMM_16-66 SUB_CMS		4		1.A	4,486,146	..84.3470	3,795,629	4,500,000	4,491,749		474			..3.179	3.275	MON	397	145,818	10/12/2016	10/10/2036
12636G-AJ-0	COMM MORTGAGE TRUST COMM_16-66 SUB SUB_C		4		1.A	6,094,629	..82.3730	5,354,220	6,500,000	6,318,168		42,879			..3.179	4.039	MON	17,217	209,479	04/12/2018	10/10/2036
12637U-BC-2	CSAIL COMMERCIAL MORTGAGE TRUS SUB SUB_C		4		2.C	5,573,184	..83.8170	5,029,038	6,000,000	5,786,548		40,668			..4.379	5.370	MON	21,896	266,493	11/10/2016	11/15/2049
12652U-AZ-2	CSAIL COMMERCIAL MORTGAGE TRUS SUB SUB_C	..0..	4		1.A	7,209,965	..90.1210	6,308,436	7,000,000	7,120,034		(20,634)			..4.452	4.109	MON	25,972	311,661	04/03/2018	04/17/2051
12653V-AA-4	CREDIT SUISSE MORTGAGE CAPITAL SENIOR SE		4		1.A	4,053,875	..98.8290	4,051,991	4,100,000	4,054,657		782			..3.443	4.302	MON	8,356		12/22/2022	05/15/2036
12655T-BQ-1	COMM MORTGAGE TRUST COMM_19-G4 SUB SUB_C	..0..	4		1.E	8,754,940	..82.3930	7,003,443	8,500,000	8,685,641		(23,426)			..3.465	3.133	MON	24,544	294,525	11/19/2019	08/15/2057
162665-AN-3	CHC COMMERCIAL MORTGAGE TRUST SUB SUB_CM	..0..	4		1.E	2,481,264	..87.2810	2,165,677	2,481,264	2,481,264					..6.668	6.723	MON	7,813	97,073	07/01/2019	06/15/2034
162665-AQ-6	CHC COMMERCIAL MORTGAGE TRUST SUB SUB_CM	..0..	4		3.C	1,572,852	..85.1590	1,690,414	1,985,011	1,656,953		48,785			..6.926	34.755	MON	6,492	82,832	07/27/2020	06/15/2034
17290X-AW-0	CITIGROUP COMMERCIAL MORTGAGE SUB SUB_CM	..0..	4		1.A	6,694,906	..91.0810	5,920,245	6,500,000	6,572,457		(20,392)			..4.233	3.896	MON	22,929	275,145	04/13/2016	04/12/2049
17290X-AX-8	CITIGROUP COMMERCIAL MORTGAGE SUB SUB_CM	..0..	4		1.A	9,733,058	..91.1710	9,117,068	10,000,000	9,894,484		26,812			..4.915	5.367	MON	40,957	499,090	04/13/2016	04/10/2049
17290Y-AJ-2	CITIGROUP COMMERCIAL MORTGAGE SUB SUB_CM		4		1.A	5,557,451	..90.4590	4,881,183	5,396,000	5,464,717		(18,191)			..4.117	3.752	MON	18,513	222,153	05/17/2016	05/10/2049
17291E-AA-9	CITIGROUP COMMERCIAL MORTGAGE SUB SUB_CM	..0..	4		2.C	820,147	..78.2150	938,585	1,200,000	1,013,293		38,719			..3.250	7.954	MON	3,250	39,000	12/06/2016	12/10/2049
17291E-AY-7	CITIGROUP COMMERCIAL MORTGAGE AM SUB_CMB	..0..	4		1.A	7,209,656	..91.7720	6,424,072	7,000,000	7,090,529		(21,829)			..4.032	3.694	MON	23,520	282,240	12/06/2016	12/10/2049
17291E-AZ-4	CITIGROUP COMMERCIAL MORTGAGE SUB SUB_CM		4		1.A	9,779,720	..89.2920	8,482,773	9,500,000	9,613,026		(27,522)			..4.161	3.954	MON	32,947	401,193	12/06/2016	12/10/2049
17320D-AN-8	CITIGROUP COMMERCIAL MORTGAGE AM SUB_CMB		4		1.A	10,272,375	..99.4450	10,292,601	10,350,000	10,339,358		8,108			..3.422	3.528	MON	29,515	354,177	06/06/2013	04/10/2046
17320D-AQ-1	CITIGROUP COMMERCIAL MORTGAGE SUB SUB_CM	..0..	4		1.A	1,030,313	..99.0570	1,040,104	1,050,000	1,048,342		2,405			..3.732	4.001	MON	3,266	39,186	04/17/2014	04/12/2046
17321J-AH-7	CITIGROUP COMMERCIAL MORTGAGE SUB SUB_CM		4		1.A	10,529,045	..97.9580	9,528,413	9,727,000	9,795,455		(112,154)			..5.162	4.112	MON	41,844	509,872	02/14/2017	09/10/2046
17322V-AW-6	CITIGROUP COMMERCIAL MORTGAGE SUB SUB_CM	..0..	4		1.A	5,149,762	..94.5270	4,726,356	5,000,000	5,023,144		(17,270)			..4.175	3.831	MON	17,396	208,750	07/18/2014	07/10/2047
17323V-BD-6	CITIGROUP COMMERCIAL MORTGAGE SUB SUB_CM	..0..	4		1.A	12,358,993	..91.6000	10,991,963	12,000,000	12,097,940		(37,834)			..3.758	3.430	MON	37,580	450,960	04/01/2015	04/10/2048
17323Y-AG-4	CITIGROUP COMMERCIAL MORTGAGE SUB_CMS		4		1.D	15,143,444	..90.0400	13,615,019	15,121,000	15,088,928		(6,541)			..4.037	4.092	MON	50,876	619,217	06/24/2015	06/12/2048
17323Y-AH-2	CITIGROUP COMMERCIAL MORTGAGE SUB_CMS		4		2.C	9,471,896	..87.8770	8,787,696	10,000,000	9,831,199		85,229			..4.037	4.764	MON	33,646	409,508	06/24/2015	06/10/2048
17324D-AX-2	CITIGROUP COMMERCIAL MORTGAGE SUB SUB_CM	..0..	4		1.A	9,784,314	..91.7850	8,719,552	9,500,000	9,590,079		(31,731)			..4.315	4.027	MON	34,162	415,725	08/06/2015	09/15/2048
17325D-AF-0	CITIGROUP COMMERCIAL MORTGAGE AM SUB_CMB	..0..	4		1.A	13,119,785	..89.9640	12,145,166	13,500,000	13,305,061		40,883			..3.396	3.786	MON	38,205	458,460	02/20/2018	10/10/2049
17325D-AG-8	CITIGROUP COMMERCIAL MORTGAGE SUB SUB_CM		4		1.D	6,179,577	..88.3330	5,299,966	6,000,000	6,075,681		(18,259)			..3.698	3.366	MON	18,490	221,880	09/30/2016	10/13/2049
17325G-AG-1	CITIGROUP COMMERCIAL MORTGAGE SUB SUB_CM	..0..	4		1.A	4,119,842	..88.0000	3,520,008	4,000,000	4,051,284		(12,168)			..3.669	3.335	MON	12,230	146,760	11/03/2016	11/15/2049
17325G-AH-9	CITIGROUP COMMERCIAL MORTGAGE SUB SUB_CM		4		1.F	6,868,943	..84.5620	5,919,369	7,000,000	6,921,875		11,994			..4.078	4.406	MON	23,789	290,340	03/28/2017	11/15/2049
17325H-AA-2	CITIGROUP COMMERCIAL MORTGAGE SUB SUB_CM	..0..	4		3.C	1,589,692	..73.7050	1,474,097	2,000,000	1,792,694		40,752			..3.250	6.040	MON	5,417	65,000	03/31/2017	04/14/2050
17325H-BS-2	CITIGROUP COMMERCIAL MORTGAGE SUB SUB_CM	..0..	4		1.A	10,299,637	..89.0910	8,909,147	10,000,000	10,140,509		(30,817)			..4.137	3.795	MON	34,475	413,700	03/31/2017	04/14/2050
17325H-BT-0	CITIGROUP COMMERCIAL MORTGAGE SUB SUB_CM	..0..	4		1.G	2,059,829	..85.0690	1,701,375	2,000,000	2,029,389		(7,121)			..4.407	4.075	MON	7,345	89,374	03/31/2017	04/14/2050
17328C-AG-7	CITIGROUP COMMERCIAL MORTGAGE SUB SUB_CM	..0..	4		1.A	7,209,544	..83.5940	5,851,558	7,000,000	7,153,482		(19,234)			..3.667	3.334	MON	21,391	256,690	12/12/2019	12/15/2072
17328H-BH-3	CITIGROUP COMMERCIAL MORTGAGE SUB SUB_CM	..0..	4		1.A	8,239,410	..83.0070	6,640,533	8,000,000	8,173,882		(21,782)			..3.491	3.163	MON	23,273	279,280	10/29/2019	11/10/2052
200474-BF-0	COMM MORTGAGE TRUST COMM_15-LC SUB SUB_C	..0..	4		1.A	15,449,766	..93.2700	13,990,525	15,000,000	15,113,815		(47,731)			..3.829	3.500	MON	47,863	574,350	01/26/2021	02/10/2048
20048E-BB-6	COMM MORTGAGE TRUST COMM_13-LC SUB SUB_C	..0..	4		1.A	1,401,445	..99.6240	1,446,207	1,451,659	1,451,659		7,991			..3.739	4.232	MON	4,523	54,278	11/28/2017	01/10/2046
20048E-BC-4	COMM MORTGAGE TRUST COMM_13-LC SUB SUB_C		4		1.A	19,444,973	..99.4130	18,848,682	18,960,000	18,960,000		(42,373)			..4.117	3.945	MON	67,024	804,283	11/13/2015	01/10/2046
23306G-AA-5	DBGS MORTGAGE TRUST DBGS_18-B1 SENIOR SE		4		1.A	7,353,491	..98.2990	7,230,665	7,355,790	7,353,											

ANNUAL STATEMENT FOR THE YEAR 2022 OF THE AMERICAN EQUITY INVESTMENT LIFE INSURANCE COMPANY

SCHEDULE D - PART 1

Showing All Long-Term BONDS Owned December 31 of Current Year

1	2	Codes			6	7	Fair Value		10	11	Change in Book/Adjusted Carrying Value				Interest					Dates	
		3	4	5			8	9			12	13	14	15	16	17	18	19	20	21	22
CUSIP Identification	Description	C o d e	F o r e i g n	Bond Char	NAIC Designation, NAIC Designation Modifier and SVO Administrative Symbol	Actual Cost	Rate Used to Obtain Fair Value	Fair Value	Par Value	Book/ Adjusted Carrying Value	Unrealized Valuation Increase/ (Decrease)	Current Year's (Amor-tization) Accretion	Current Year's Other-Than-Temporary Impairment Recognized	Total Foreign Exchange Change in Book/ Adjusted Carrying Value	Rate of	Effective Rate of	When Paid	Admitted Amount Due and Accrued	Amount Received During Year	Acquired	Stated Contractual Maturity Date
26863L-AE-4	THE ELP COMMERCIAL MORTGAGE TR SUB SENIO				1.A	35,112,144	.95.2580	33,578,318	35,250,000	35,106,545		(7,014)			5.438	5.508	MON	90,521	939,482	11/01/2021	11/15/2038
29429E-AH-4	CITIGROUP COMMERCIAL MORTGAGE AM SUB_CMB	..0.	4		1.A	5,150,000	.89.3260	4,466,278	5,000,000	5,056,113		(15,718)			3.075	2.739	MON	12,813	153,750	07/14/2016	07/10/2049
29429M-AA-1	CITIGROUP COMMERCIAL MORTGAGE LCF SENIOR				1.A	771,238	.97.5330	770,514	790,000	772,087		849			4.149	6.419	MON	2,731		12/08/2022	01/10/2036
30227F-AL-4	EXTENDED STAY AMERICA TRUST ES SUB SENIO	..0.			1.A	16,447,268	.95.2780	15,602,380	16,375,625	16,431,277		(15,253)			7.168	7.062	MON	55,429	723,565	11/15/2022	07/15/2038
30323C-AG-5	FS RIALTO FSRIA_21-FL3 MEZZANIN SENIOR_C	..0.			1.G FE	5,000,000	.94.5470	4,727,336	5,000,000	5,000,000					6.389	6.458	MON	18,195	182,247	10/21/2021	11/16/2036
36198F-AP-7	GS MORTGAGE SECURITIES TRUST G SUB SUB_C	..0.	4		1.A	10,175,727	.98.4460	9,844,600	10,000,000	10,007,959		(25,136)			4.698	4.661	MON	39,319	479,673	08/15/2013	08/10/2046
36198F-AT-9	GS MORTGAGE SECURITIES TRUST G SUB SUB_C	..0.	4		1.C	38,119,168	.91.9220	36,768,738	40,000,000	39,832,780		213,370			4.698	5.511	MON	157,274	1,918,695	08/15/2013	08/10/2046
36248G-AH-3	GS MORTGAGE SECURITIES TRUST G AM SUB_CM	..0.	4		1.A	17,903,250	.98.2680	17,080,944	17,382,000	17,413,205		(63,496)			4.649	4.300	MON	67,341	808,089	11/14/2013	11/10/2046
36248G-AJ-9	GS MORTGAGE SECURITIES TRUST G SUB SUB_C	..0.	4		1.A	17,547,697	.98.2520	15,626,943	15,905,000	16,128,728		(209,399)			5.161	3.796	MON	68,405	820,857	09/09/2015	11/13/2046
36248G-AL-4	GS MORTGAGE SECURITIES TRUST G SUB SUB_C	..0.	4		1.A	11,006,082	.97.1720	9,761,910	10,046,000	10,175,323		(114,869)			5.311	4.196	MON	44,463	540,947	07/30/2014	11/10/2046
36250G-AT-2	GS MORTGAGE SECURITIES CORP II AM SUB_CM	..0.	4		1.A	10,299,451	.93.4000	9,339,951	10,000,000	10,072,128		(34,601)			3.777	3.433	MON	31,475	377,700	05/15/2015	05/12/2050
36250G-AA-9	GS MORTGAGE SECURITIES TRUST G SUB SUB_C	..0.	4		1.A	20,598,682	.92.4270	18,485,315	20,000,000	20,164,726		(65,873)			4.025	3.740	MON	67,080	816,506	05/15/2015	05/10/2050
36250H-AK-9	GS MORTGAGE SECURITIES TRUST G SUB SUB_C	..0.	4		1.A	12,205,060	.93.4010	11,068,057	11,850,000	11,933,362		(39,403)			4.215	4.012	MON	41,623	499,478	11/21/2014	11/10/2047
36250H-AJ-9	GS MORTGAGE SECURITIES TRUST G SUB SUB_C	..0.	4		1.E	20,003,200	.86.6650	17,333,075	20,000,000	19,989,037		(1,828)			3.805	3.878	MON	63,423	771,651	10/23/2015	10/10/2035
36251F-BB-1	GS MORTGAGE SECURITIES TRUST G SUB SUB_C	..0.	4		1.A	14,419,339	.92.3690	12,931,616	14,000,000	14,101,575		(46,336)			3.980	3.645	MON	46,433	557,200	02/13/2015	02/10/2048
36251X-AV-9	GS MORTGAGE SECURITIES TRUST G AM SUB_CM	..0.	4		1.A	7,209,910	.90.4830	6,333,784	7,000,000	7,087,763		(21,777)			3.645	3.306	MON	21,263	255,150	11/16/2016	11/10/2049
36252H-AK-7	GS MORTGAGE SECURITIES TRUST G SUB SUB_C	..0.	4		2.C	1,972,891	.85.2670	1,705,339	2,000,000	1,983,755		3,058			4.179	4.529	MON	7,165	85,980	06/08/2018	03/11/2050
36252S-AA-2	FREMF MORTGAGE TRUST FREMF_17 SUB SUB_CM	..0.	4		1.A	6,179,904	.87.0140	5,220,846	6,000,000	6,124,165		(15,546)			4.761	4.439	MON	19,838	285,660	02/13/2019	02/12/2052
36253G-AJ-1	GS MORTGAGE SECURITIES TRUST G AM SUB_CM	..0.	4		1.A	6,952,318	.94.9690	6,410,379	6,750,000	6,784,353		(23,241)			4.162	3.817	MON	23,411	280,935	09/15/2014	09/10/2047
36254C-BA-7	GS MORTGAGE SECURITIES TRUST G SUB SUB_C	..0.	4		1.A	1,029,923	.87.9620	879,621	1,000,000	1,014,394		(2,680)			3.884	3.538	MON	3,237	35,603	08/11/2017	08/12/2050
36254C-BB-5	GS MORTGAGE SECURITIES TRUST G SUB SUB_C	..0.	4		1.A	2,059,886	.85.8640	1,717,275	2,000,000	2,029,492		(4,901)			4.236	3.881	MON	7,060	77,895	08/11/2017	08/12/2050
36254K-AT-9	GS MORTGAGE SECURITIES TRUST G SUB SUB_C	..0.	4		1.A	3,531,172	.87.6420	3,067,473	3,500,000	3,516,491		(3,287)			3.953	3.866	MON	11,530	138,355	03/14/2018	11/10/2050
36254K-AU-6	GS MORTGAGE SECURITIES TRUST G SUB SUB_C	..0.	4		1.A	9,131,086	.85.7320	7,715,849	9,000,000	9,067,935		(12,814)			4.328	4.244	MON	32,503	395,562	03/16/2018	11/10/2050
36255N-AY-1	GS MORTGAGE SECURITIES TRUST G SUB SUB_C	..0.	4		1.A	8,239,546	.88.0750	7,045,974	8,000,000	8,206,902		(10,637)			4.321	3.765	MON	28,807	345,680	03/15/2018	03/10/2051
36257H-AA-4	GS MORTGAGE SECURITIES TRUST G SUB SUB_C	..0.	4		1.F	923,750	.69.1610	691,609	1,000,000	935,112		9,869			3.000	3.951	MON	2,500	27,500	03/24/2021	07/10/2052
36257U-AR-8	GS MORTGAGE SECURITIES TRUST G SUB SUB_C	..0.	4		1.A	6,179,994	.82.2380	4,934,306	6,000,000	6,128,313		(16,443)			3.363	3.037	MON	16,815	201,774	09/16/2019	09/01/2052
36264B-AG-5	GPMTLDGPMT_21-FL3 SENIOR_CMB5_21-FL3 1	..0.			1.G FE	6,511,158	.96.5130	6,274,342	6,501,000	6,506,205		(4,689)			6.739	6.744	MON	24,340	261,322	12/15/2021	07/18/2035
36264B-AJ-9	GPMTLDGPMT_21-FL3 SENIOR_CMB5_21-FL3 1	..0.			2.B FE	10,025,000	.93.8370	9,383,749	10,000,000	10,017,562		(7,287)			7.489	7.508	MON	41,606	477,809	12/15/2021	07/18/2035
36265A-AA-9	GS MORTGAGE SECURITIES TRUST G SENIOR_CM	..0.			1.A	7,750,688	.96.4710	7,814,155	8,100,000	7,755,283		4,595			5.203	6.412	MON	19,901	32,137	12/06/2022	11/15/2036
36266C-AG-1	GS MORTGAGE SECURITIES CORPORA SENIOR_CM	..0.	4		1.A	5,000,000	.94.4570	4,722,842	5,000,000	5,000,000					6.368	6.451	MON	15,035	180,406	05/28/2022	11/15/2036
408203-AC-1	HAMLET SECURITIZATION TRUST HM SUB SUB_C	..0.	4		1.D FE	1,999,992	.78.4750	1,569,497	2,000,000	2,006,203		6,385			3.970	3.872	MON	6,617	78,302	05/28/2020	05/29/2052
408203-AE-7	HAMLET SECURITIZATION TRUST HM SUB SUB_C	..0.	4		1.G FE	1,999,728	.76.2750	1,525,496	2,000,000	1,984,185		(14,396)			4.310	5.838	MON	7,183	129,198	05/28/2020	05/29/2052
408203-AG-2	HAMLET SECURITIZATION TRUST HM SUB SUB_C	..0.	4		2.C FE	1,999,671	.70.8470	1,416,941	2,000,000	1,966,173		(31,354)			4.310	7.474	MON	7,183	173,557	05/28/2020	05/29/2052
43300L-AN-0	HILTON USA TRUST HILT_16-HHY SUB SUB_CMB	..0.	4		1.A	4,038,175	.86.1040	4,305,189	5,000,000	4,515,347		101,892			4.194	7.028	MON	17,473	212,587	11/22/2016	11/05/2038
44421G-AG-8	HUDSON YARDS HY_19-30HY SUB SUB_CMB5_19	..0.	4		1.A	7,187,682	.82.1080	5,747,546	7,000,000	7,127,161		(17,948)			3.443	3.191	MON	20,085	244,367	06/24/2019	07/12/2039
44421L-AE-2	HUDSON YARDS HY_16-10HY SUB_CMB5_16-10H	..0.	4		1.A	5,412,922	.88.8110	4,662,559	5,250,000	5,311,071		(17,807)			2.977	2.777	MON	434	158,444	08/08/2016	08/10/2038
44421L-AG-7	HUDSON YARDS HY_16-10HY SUB SUB_CMB5_16	..0.	4		1.A	10,050,153	.86.3640	8,636,369	10,000,000	10,015,777		(5,787)			2.977	2.971	MON	24,805	301,797	08/08/2016	08/10/2038
449652-AA-4	ILPT COMMERCIAL MORTGAGE PASS SENIOR_CMB	..0.			1.A	11,501,004	.99.3960	11,460,376	11,530,000	11,502,268		1,263			6.581	6.731	MON	33,722	153,026	09/08/2022	10/17/2039
449652-AG-1	ILPT COMMERCIAL MORTGAGE PASS SENIOR_CMB	..0.			1.A	8,977,258	.98.9360	8,904,258	9,000,000	8,978,159		901			8.528	8.742	MON	36,242	160,335	09/08/2022	10/15/2039
46361T-AJ-1	IRVINE CORE OFFICE TRUST ICOT SUB SUB_CM	..0.	4		1.A	13,224,552	.98.5340	13,518,815	13,720,000	13,691,198		56,839			3.173	3.674	MON	25,395	441,406	05/28/2013	05/15/2048
46590M-AV-2	JPMORGAN CHASE COMMERCIAL MORT AM SUB_CM	..0.	4		1.A	10,608,949	.89.1900	9,186,562	10,300,000	10,431,804		(33,516)			3.056	2.703	MON	26,227	314,727	07/08/2016	08/15/2049
46590R-AL-3	JPMORGAN CHASE COMMERCIAL MORT SUB SUB_C	..0.	4		1.G	1,915,547	.85.2640	1,705,275	2,000,000	1,966,059		9,816			3.400	4.091	MON	5,666	69,718	01/26/2018	08/15/2049
46591E-AW-7	JPMORGAN CHASE COMMERCIAL MORT SUB SUB_C	..0.	4		1.A	5,664,967	.86.6410	4,765,259	5,500,000	5,613,150		(15,532)			3.871	3.533	MON	17,742	212,905	06/12/2019	06/13/2052
46591E-AX-5	JPMORGAN CHASE COMMERCIAL MORT SUB SUB_C	..0.	4		1.E	5,452,149	.76.7110	4,219,079	5,500,000	5,464,216		3,608			3.750	3.868	MON	17,188	206,250	06/12/2019	06/13/2052
465979-AA-0	JP MORGAN CHASE COMMERCIAL MOR SENIOR_CM	..0.			1.A FE	3,391,500	.99.7400	3,391,166	3,400,000	3,391,849		349			6.515	6.663	MON	10,460	41,084	09/16/2022	08/15/2039

ANNUAL STATEMENT FOR THE YEAR 2022 OF THE AMERICAN EQUITY INVESTMENT LIFE INSURANCE COMPANY

SCHEDULE D - PART 1

Showing All Long-Term BONDS Owned December 31 of Current Year

1	2	Codes			6	7	Fair Value		10	11	Change in Book/Adjusted Carrying Value				Interest					Dates	
		3	4	5			8	9			12	13	14	15	16	17	18	19	20	21	22
CUSIP Identification	Description	C o d e	F o r e i g n	Bond Char	NAIC Designation, NAIC Designation Modifier and SVO Administrative Symbol	Actual Cost	Rate Used to Obtain Fair Value	Fair Value	Par Value	Book/ Adjusted Carrying Value	Unrealized Valuation Increase/ (Decrease)	Current Year's (Amor-tization) Accretion	Current Year's Other-Than-Temporary Impairment Recognized	Total Foreign Exchange Change in Book/ Adjusted Carrying Value	Rate of	Effective Rate of	When Paid	Admitted Amount Due and Accrued	Amount Received During Year	Acquired	Stated Contractual Maturity Date
466304-AA-0	JPMORGANCHASECOMMERCIALMOR SENIOR CMBS -				1.A FE	8,397,104	99.8090	8,400,896	8,417,000	8,397,203		99			6.772	6.989	MON	7,917		12/21/2022	12/15/2036
466304-AG-7	JPMORGANCHASECOMMERCIALMOR SENIOR CMBS -				1.D FE	2,812,950	99.8090	2,814,605	2,820,000	2,812,984		34			0.000	7.510	MON	2,847		12/19/2022	12/15/2036
466330-AA-5	JP MORGAN CHASE COMMERCIAL MOR LCF SENIO				1.A	990,211	97.3800	989,152	1,015,764	990,401		190			5.118	6.019	MON	2,455		12/20/2022	04/15/2038
46639E-AK-7	JP MORGAN CHASE COMMERCIAL MOR SUB SUB_C	4			1.A FM	1,287,685	96.2290	1,273,348	1,323,247	1,323,247		6,203			3.812	4.190	MON	4,203	50,441	01/27/2014	12/15/2047
46639J-AK-6	JP MORGAN CHASE COMMERCIAL MOR SUB SUB_C	4			1.A	21,943,367	99.2730	21,672,346	21,831,000	21,797,685		(24,507)			4.181	4.092	MON	76,060	914,912	09/10/2015	12/15/2047
46639N-AW-1	JPMBB COMMERCIAL MORTGAGE SECU SUB SUB_C	4			1.B	1,533,548	98.2250	1,427,902	1,453,708	1,462,602		(12,269)			4.113	3.282	MON	4,982	60,343	09/09/2016	07/15/2045
46640J-AX-5	JP MORGAN CHASE COMMERCIAL MTG SUB SUB_C	4			1.A	8,273,776	98.3690	8,381,024	8,520,000	8,474,959		32,886			4.122	4.553	MON	29,269	352,475	05/18/2016	01/15/2046
46641B-AK-9	JP MORGAN CHASE COMMERCIAL MOR SUB SUB_C	4			1.A	10,164,824	97.7200	9,039,080	9,250,000	9,376,826		(112,385)			5.008	3.836	MON	38,602	469,357	04/01/2015	12/15/2046
46642N-BH-8	JPMBB COMMERCIAL MORTGAGE SECU AM SUB_CM	0			1.A	15,884,614	95.7450	14,765,866	15,422,000	15,508,441		(45,236)			4.110	3.605	MON	52,814	633,767	08/06/2014	09/15/2047
46643P-BK-5	JPMBB COMMERCIAL MORTGAGE SECU SUB SUB_C	4			1.A	11,329,934	93.9870	10,338,583	11,000,000	11,068,588		(37,531)			4.347	4.002	MON	39,849	478,192	11/04/2014	11/18/2047
46644K-AA-8	JP MORGAN CHASE COMMERCIAL MOR SENIOR_CM	4			2.A FE	7,222,500	95.3600	8,582,432	9,000,000	8,537,250		274,796			2.074	5.368	MON	15,557	188,609	01/27/2017	12/27/2046
46644R-BD-6	JPMBB COMMERCIAL MORTGAGE SECU AM SUB_CM	0			1.A	8,231,728	93.6990	7,488,449	7,992,000	8,054,386		(26,524)			3.917	3.572	MON	26,085	314,127	06/04/2015	05/15/2048
46645J-AF-9	JPMBB COMMERCIAL MORTGAGE SECU AM SUB_CM	0			1.A	17,911,198	92.9330	16,263,238	17,500,000	17,633,061		(43,853)			4.023	3.762	MON	58,663	703,955	11/17/2015	12/15/2048
46645J-AG-7	JPMBB COMMERCIAL MORTGAGE SECU SUB SUB_C	4			1.A	7,724,948	91.1740	6,838,024	7,500,000	7,574,870		(23,778)			4.274	3.937	MON	26,714	320,573	11/17/2015	12/15/2048
46645U-AY-3	JP MORGAN CHASE COMMERCIAL MOR SUB SUB_C	0			1.A	9,784,962	89.0350	8,458,370	9,500,000	9,624,431		(29,433)			4.053	3.712	MON	32,083	384,997	12/05/2016	12/15/2049
46646R-AP-8	JPMDB COMMERCIAL MORTGAGE SECU SUB SUB_C	4			1.A	6,179,994	87.8420	5,270,534	6,000,000	6,076,320		(18,425)			3.638	3.301	MON	18,189	218,268	10/31/2016	12/15/2049
46654E-AA-9	JP MORGAN CHASE COMMERCIAL MOR LCF SENIO				1.A	14,972,475	96.8930	14,543,612	15,010,000	14,981,040		8,217			5.078	5.194	MON	33,875	345,231	10/21/2021	06/15/2038
50184B-AC-2	LADDER CAPITAL COMMERCIAL MORT LCF SENIO	0			1.A	13,367,956	93.7190	12,222,820	13,042,000	13,163,075		(24,563)			3.985	3.782	MON	43,311	519,737	03/08/2013	02/15/2036
50184B-AJ-7	LADDER CAPITAL COMMERCIAL MORT SUB SUB_C	0			1.B	16,194,322	89.5280	14,058,629	15,703,000	15,897,142		(38,063)			4.336	4.066	MON	56,741	680,898	10/29/2015	02/15/2036
50184B-AL-2	LADDER CAPITAL COMMERCIAL MORT SUB SUB_C	4			1.C	1,236,000	87.1090	1,045,307	1,200,000	1,406,767		24,003			4.407	3.644	MON	4,407	52,884	12/09/2014	02/15/2036
55284A-AJ-7	MF1 MULTIFAMILY HOUSING MORTGA SENIOR_CM	0			2.B FE	9,993,750	90.7960	9,079,598	10,000,000	9,992,989		(794)			6.889	6.978	MON	38,273	417,661	12/15/2021	10/21/2036
55284D-AA-0	MF1 MULTIFAMILY HOUSING MORTGA LCF SENIO				1.A FE	5,015,577	94.9300	4,765,470	5,020,000	5,016,112		463			5.406	5.483	MON	12,815	127,059	12/17/2021	12/15/2034
55284D-AG-7	MF1 MULTIFAMILY HOUSING MORTGA SUB SUB_C				1.C FE	2,248,027	92.3270	2,077,365	2,250,000	2,248,265		207			5.706	5.790	MON	6,063	63,665	12/17/2021	12/15/2034
55316V-AA-2	MHC COMMERCIAL MORTGAGE TRUST LCF SENIOR				1.A	3,013,725	96.9140	3,023,701	3,120,000	3,015,597		1,872			5.119	6.314	MON	7,542	12,160	12/06/2022	04/15/2038
556227-AE-6	MADISON AVENUE TRUST MAD_15-11 SUB SUB_C	0			1.A	7,981,038	91.1710	7,293,668	8,000,000	7,990,401		1,629			3.556	3.654	MON	23,706	288,334	09/15/2015	09/12/2035
556227-AG-1	MADISON AVENUE TRUST MAD_15-11 SUB SUB_C	4			1.F	26,173,200	87.9810	23,754,770	27,000,000	26,801,631		98,459			3.555	4.036	MON	79,983	973,126	09/15/2015	09/12/2035
58003U-AJ-6	MF1 MULTIFAMILY HOUSING MORTGA SENIOR_CM	0			2.B FE	10,641,094	97.2750	10,213,853	10,500,000	10,588,938		(51,362)			8.550	8.117	MON	56,944	601,589	12/15/2021	12/17/2035
58403Y-AD-8	MED TRUST MED_21-MDLN SENIOR CMBS_21-MD				1.A	38,102,538	96.2540	36,798,069	38,230,000	38,105,381		2,843			5.268	5.433	MON	95,101	888,222	11/30/2022	11/15/2038
61690F-AQ-6	MORGAN STANLEY BAML TRUST MSBA SUB SUB_C	4			1.A	17,457,093	92.4390	15,668,365	16,950,000	17,082,408		(54,640)			3.883	3.547	MON	54,847	658,169	04/10/2015	04/17/2048
61690G-AJ-0	MSBAM_14-C14 SUB SUB_CMBS_14-C14	0			1.A	15,449,193	96.8550	14,528,234	15,000,000	15,045,284		(67,547)			4.869	4.467	MON	60,864	739,496	03/30/2014	02/15/2047
61690Q-AG-4	MORGAN STANLEY BAML TRUST MSBA AM SUB_CM	0			1.A	21,114,559	93.6400	19,196,288	20,500,000	20,655,848		(68,925)			4.004	3.658	MON	68,402	820,820	06/05/2015	07/15/2050
61690Y-BY-7	MORGAN STANLEY CAPITAL I TRUST SUB SUB_C	0			1.A	3,604,702	87.2440	3,053,524	3,500,000	3,544,745		(10,617)			3.485	3.153	MON	10,165	121,975	11/04/2016	11/15/2049
61691A-BN-2	INSTITUTIONAL MORTGAGE SECURIT AM SUB_CM	0			1.A	10,299,752	91.6700	9,167,039	10,000,000	10,090,302		(33,193)			4.114	3.765	MON	34,283	411,400	12/02/2015	12/15/2048
61691D-AJ-6	MORGAN STANLEY CAPITAL I TRUST SUB SUB_C	4			1.E	10,754,631	86.0180	9,332,914	10,850,000	10,784,587		19,073			4.276	4.406	MON	38,662	470,390	07/26/2018	07/11/2040
61691D-AL-1	MORGAN STANLEY CAPITAL I TRUST SUB SUB_C	4			3.A	14,020,012	83.2490	12,104,384	14,540,000	14,153,140		68,447			4.276	4.805	MON	51,811	630,365	07/26/2018	07/11/2040
61691E-BD-6	MORGAN STANLEY CAPITAL I TRUST SUB SUB_C	4			1.A	8,239,702	88.5230	7,081,829	8,000,000	8,101,368		(24,814)			3.778	3.438	MON	25,187	302,240	12/15/2016	12/15/2049
61691G-AW-0	MORGAN STANLEY BAML TRUST MSBA SUB SUB_C	0			1.A	7,724,768	89.1030	6,682,719	7,500,000	7,598,438		(23,270)			4.095	3.754	MON	25,594	307,125	12/06/2016	12/15/2049
61691U-BH-1	MORGAN STANLEY CAPITAL I TRUST AM SUB_CM	0			1.A	2,574,807	85.4280	2,135,695	2,500,000	2,554,137		(6,885)			3.490	3.159	MON	7,271	87,250	11/08/2019	11/15/2052
61691U-BJ-7	MORGAN STANLEY CAPITAL I TRUST SUB SUB_C	4			1.A	6,659,247	83.5160	5,428,518	6,500,000	6,613,437		(14,855)			3.659	3.434	MON	19,818	241,156	11/08/2019	11/15/2052
61691U-BK-4	MORGAN STANLEY CAPITAL I TRUST SUB SUB_C	4			1.B	6,406,711	80.1190	5,207,705	6,500,000	6,426,821		6,902			3.659	3.884	MON	19,818	241,157	11/08/2019	11/15/2052
61761D-AF-9	MORGAN STANLEY BAML TRUST MSBA SUB SUB_C	0			1.A FM	230,508	99.5100	222,710	223,806	223,806		(245)			3.930	3.579	MON	733	8,796	10/03/2012	11/15/2045
61761Q-AK-9	MORGAN STANLEY BAML TRUST MSBA SUB SUB_C	4			1.A	14,250,625	99.4220	13,914,157	13,995,000	13,978,821		(21,420)			4.008	3.975	MON	46,740	576,395	01/25/2016	12/15/2048
61762D-AZ-4	MORGAN STANLEY BAML TRUST MSBA SUB SUB_C				1.A	259,025	99.0530	257,537	260,000	259,546		40			3.708	3.771	MON	803	9,641	01/15/2016	05/15/2046
61762D-BB-6	MORGAN STANLEY BAML TRUST MSBA SUB SUB_C				1.A	13,996,685	98.8810	13,800,765	13,957,000	13,955,332		(5,367)			4.014	4.078	MON	46,692	568,661	05/06/2016	05/15/2046
61762M-BX-8	MORGAN STANLEY BAML TRUST MSBA SENIOR SE	4			1.A FE	2,135,009	0.0000			5,339		(115,996)			0.159	(28.161)	MON	11,335	227,433	05/01/2022	07/15/2046

ANNUAL STATEMENT FOR THE YEAR 2022 OF THE AMERICAN EQUITY INVESTMENT LIFE INSURANCE COMPANY

SCHEDULE D - PART 1

Showing All Long-Term BONDS Owned December 31 of Current Year

1	2	Codes			6	7	Fair Value		10	11	Change in Book/Adjusted Carrying Value				Interest					Dates	
		3	4	5			8	9			12	13	14	15	16	17	18	19	20	21	22
CUSIP Identification	Description	C o d e	F o r e i g n	Bond Char	NAIC Designation, NAIC Designation Modifier and SVO Administrative Symbol	Actual Cost	Rate Used to Obtain Fair Value	Fair Value	Par Value	Book/ Adjusted Carrying Value	Unrealized Valuation Increase/ (Decrease)	Current Year's (Amor-tization) Accretion	Current Year's Other-Than-Temporary Impairment Recognized	Total Foreign Exchange Change in Book/ Adjusted Carrying Value	Rate of	Effective Rate of	When Paid	Admitted Amount Due and Accrued	Amount Received During Year	Acquired	Stated Contractual Maturity Date
61762M-BZ-3	MORGAN STANLEY BAML TRUST MSBA SUB SUB_C	...	4	...	1.A	32,728,662	.87.9770	29,912,020	34,000,000	33,886,309		150,591			4.070	4.634	MON	115,326	1,403,983	06/21/2013	07/15/2046
61763K-BD-5	MORGAN STANLEY BAML TRUST MSBA SUB SUB_C	..0.	4	...	1.A	6,694,756	.96.1240	6,248,049	6,500,000	6,518,101		(23,686)			4.565	4.210	MON	24,727	296,725	03/26/2014	04/15/2047
61763K-BF-0	MORGAN STANLEY BAML TRUST MSBA SUB SUB_C	...	4	...	1.A	22,883,006	.95.3970	20,787,027	21,790,000	21,912,438		(131,090)			4.892	4.355	MON	88,822	1,081,150	07/28/2014	04/15/2047
61763M-AJ-9	MORGAN STANLEY BAML TRUST MSBA SUB SUB_C	...	4	...	1.A	23,173,511	.95.1790	21,415,254	22,500,000	22,589,548		(89,104)			4.315	3.999	MON	80,911	987,030	06/05/2014	06/15/2047
61763X-AH-9	MORGAN STANLEY BAML TRUST MSBA AM SUB_CM	..0.	4	...	1.A	6,603,222	.95.0450	6,093,328	6,411,000	6,440,656		(22,871)			4.110	3.758	MON	21,958	263,492	09/18/2014	10/15/2047
61764P-BZ-4	MORGAN STANLEY BAML TRUST MSBA SUB SUB_C	...	4	...	1.A	19,157,643	.91.2860	18,108,003	19,836,500	19,624,776		67,016			4.000	4.428	MON	66,122	793,460	10/29/2015	12/17/2047
61765D-AX-6	MORGAN STANLEY CAPITAL I TRUST SUB_CMBS	..0.	4	...	1.A	10,954,491	.91.7450	10,091,949	11,000,000	10,978,407		2,720			4.024	4.160	MON	36,886	449,374	06/25/2015	05/15/2048
61765Y-AC-6	MSCI_16-PSQ SUB_CMBS_16-PSQ 144A	...	4	...	1.B	8,333,851	.85.9960	7,309,664	8,500,000	8,436,876		16,490			3.826	4.141	MON	27,102	329,735	01/29/2016	12/10/2047
61765Y-AD-4	MSCI_16-PSQ SUB_CMBS_16-PSQ 144A	...	4	...	3.B	4,561,255	.82.9740	4,148,700	5,000,000	4,844,735		46,458			3.826	5.043	MON	15,942	193,962	01/29/2016	01/10/2038
61766C-AK-5	MORGAN STANLEY CAPITAL I TRUST SUB SUB_C	..0.	4	...	1.A	10,299,325	.92.3940	9,239,413	10,000,000	10,074,354		(37,300)			4.745	4.206	MON	39,539	464,703	02/19/2016	03/15/2049
61766C-AL-3	MORGAN STANLEY CAPITAL I TRUST SUB SUB_C	...	4	...	1.A	4,918,996	.87.9260	4,393,665	4,997,000	4,950,492		2,508			4.761	4.743	MON	19,824	233,012	01/24/2018	03/15/2049
61766E-BJ-3	MORGAN STANLEY BAML TRUST MSBA SUB SUB_C	..0.	4	...	1.A	7,724,866	.90.3460	6,775,968	7,500,000	7,581,309		(24,146)			4.039	3.695	MON	25,244	302,925	04/22/2016	05/15/2049
61766L-AC-3	MORGAN STANLEY BAML TRUST MSBA SUB SUB_C	..0.	4	...	4.A	2,237,820	.77.0920	2,762,061	3,582,803	3,039,245		148,748			3.000	8.808	MON	8,957	107,484	02/12/2016	01/15/2049
61766L-BX-6	MORGAN STANLEY BAML TRUST MSBA SUB SUB_C	..0.	4	...	2.A	5,370,378	.88.8110	5,220,645	5,878,378	5,674,735		55,983			4.605	5.921	MON	22,557	274,722	02/17/2016	01/15/2049
61766N-BF-1	MORGAN STANLEY BAML TRUST MSBA SUB SUB_C	...	4	...	1.A	6,179,974	.87.0940	5,225,668	6,000,000	6,068,591		(19,211)			3.307	2.962	MON	16,535	198,483	09/26/2016	09/15/2049
61767F-AJ-0	MORGAN STANLEY CAPITAL I TRUST SUB SUB_C	..0.	4	...	2.C	2,381,733	.78.5980	2,338,395	2,975,124	2,713,061		61,341			3.500	6.249	MON	8,677	104,129	08/12/2016	08/17/2049
61767F-BE-0	MORGAN STANLEY CAPITAL I TRUST SUB SUB_C	..0.	4	...	1.A	7,209,776	.86.7840	6,074,881	7,000,000	7,077,516		(22,658)			3.136	2.791	MON	18,293	219,520	08/12/2016	08/15/2049
61767F-BF-7	MORGAN STANLEY CAPITAL I TRUST SUB SUB_C	..0.	4	...	1.A	3,736,928	.85.6390	3,107,170	3,628,200	3,667,503		(11,610)			3.691	3.349	MON	11,160	133,917	08/12/2016	08/15/2049
61771M-BA-7	MORGAN STANLEY CAPITAL I TRUST SUB SUB_C	..0.	4	...	1.C	5,149,642	.85.3000	4,264,998	5,000,000	5,104,156		(13,796)			3.725	3.393	MON	15,521	186,250	07/15/2019	07/15/2052
68162M-AJ-1	OLYMPIC TOWER MORTGAGE TRUST O SUB SUB_C	...	4	...	1.A	8,064,087	.87.0280	6,806,433	7,821,000	7,933,861		(25,023)			3.945	3.645	MON	25,713	312,844	05/12/2017	05/10/2039
68162M-AL-6	OLYMPIC TOWER MORTGAGE TRUST O SUB SUB_C	...	4	...	1.A	11,422,959	.79.6040	9,361,444	11,760,000	11,563,261		33,808			3.945	4.403	MON	38,663	470,405	10/09/2018	05/10/2039
74824D-AG-5	QUEENS CENTER MORTGAGE TRUST Q SUB SUB_C	..0.	4	...	1.A	23,359,492	.92.9480	22,307,540	24,000,000	23,846,365		55,434			3.376	3.674	MON	67,520	810,240	06/11/2013	01/11/2037
74824D-AJ-9	QUEENS CENTER MORTGAGE TRUST Q SUB SUB_C	...	4	...	1.F	25,339,931	.92.3640	24,633,421	26,670,000	26,365,500		127,200			3.474	4.091	MON	77,214	939,438	07/18/2013	01/11/2037
75574E-AA-5	READYCAP COMMERCIAL MORTGAGE T SENIOR_CM	1.A FE	5,196,131	.99.4200	5,182,210	5,212,420	5,196,576		445			6.790	7.042	MON	4,916	30,051	12/07/2022	06/25/2037
75574Y-AJ-2	READYCAP COMMERCIAL MORTGAGE T SENIOR_CM	..0.	2.A FE	4,500,000	.96.2000	4,329,002	4,500,000	4,500,000		(504)			7.389	7.503	MON	4,618	212,197	12/15/2021	12/27/2038
75575T-AJ-2	READYCAP COMMERCIAL MORTGAGE T SENIOR_SE	..0.	2.B FE	5,003,125	.93.8530	4,692,645	5,000,000	5,002,633		(504)			6.789	6.871	MON	6,600	205,399	12/15/2021	07/25/2036
78413M-AE-8	SFAVE COMMERCIAL MORTGAGE SEQU LCF SENIO	..0.	4	...	1.A	10,071,289	.70.5100	7,051,046	10,000,000	10,048,799		(3,354)			4.144	4.122	MON	34,533	414,400	05/20/2015	01/05/2043
78472U-AA-6	SREIT TRUST SREIT_21-MFP SENIOR_CMBS_21	1.A	24,972,970	.96.2070	24,167,278	25,120,000	25,001,182		27,462			5.049	5.234	MON	59,888	570,231	11/16/2021	11/15/2038
78472U-AC-2	SREIT TRUST SREIT_21-MFP SUB_CMBS_21-MF	1.A	21,891,181	.95.2530	20,974,632	22,020,000	21,915,663		23,841			5.398	5.592	MON	56,127	577,777	11/16/2021	11/15/2038
85236W-CE-4	SREIT TRUST SREIT_21-MFP2 SENIOR_CMBS_2	1.A	2,731,200	.96.2510	2,738,351	2,845,000	2,732,690		1,490			5.140	6.254	MON	6,905	11,135	12/06/2022	11/15/2036
87264J-AG-1	TMSQ MORTGAGE TRUST TMSQ_14-15 SUB_CMBS	..0.	4	...	1.A	5,351,742	.93.5370	4,910,717	5,250,000	5,270,127		(13,179)			3.835	3.642	MON	16,778	204,129	08/25/2016	10/10/2036
87264J-AJ-5	TMSQ MORTGAGE TRUST TMSQ_14-15 SUB_CMBS	...	4	...	1.G	4,039,844	.92.8180	3,712,725	4,000,000	4,005,878		(4,931)			3.835	3.782	MON	12,783	155,527	06/03/2015	10/10/2036
87264J-AL-0	TMSQ MORTGAGE TRUST TMSQ_14-15 SUB_CMBS	...	4	...	3.A	9,046,055	.91.3860	8,224,758	9,000,000	9,005,141		(6,766)			3.835	3.836	MON	28,762	349,935	06/30/2016	10/10/2036
88581E-AD-3	3650R COMMERCIAL MORTGAGE TRUS LCF SENIO	1.A	100,828,923	.80.2540	78,568,752	97,900,000	100,503,149		(258,955)			2.522	2.171	MON	205,753	2,469,038	11/05/2021	11/18/2054
90187L-AJ-8	PARK AVENUE TRUST PRKAV_17-245 SUB SUB_C	...	4	...	1.A	8,139,392	.85.0150	6,801,179	8,000,000	8,065,651		(14,406)			3.657	3.521	MON	24,383	296,656	05/17/2017	06/05/2037
90205S-AE-2	LIBERTY STREET TRUST LBTY_16-2 SUB SUB_C	...	4	...	1.A	17,251,763	.90.0560	15,084,338	16,750,000	16,935,929		(51,543)			4.501	4.138	MON	62,826	753,918	02/17/2016	02/10/2036
90276C-AJ-0	UBS COMMERCIAL MORTGAGE TRUST SUB SUB_CM	..0.	1.A	2,265,981	.87.6000	1,927,202	2,200,000	2,233,570		(4,997)			3.993	3.679	MON	732	87,846	07/31/2017	08/17/2050
90276F-BA-1	UBS COMMERCIAL MORTGAGE TRUST SUB SUB_CM	..0.	4	...	1.A	5,149,979	.90.8060	4,540,292	5,000,000	5,089,309		(14,426)			4.696	4.354	MON	19,565	234,780	05/23/2018	05/15/2051
90276F-BB-9	UBS COMMERCIAL MORTGAGE TRUST SUB SUB_CM	...	4	...	1.B	5,967,976	.84.4740	5,967,976	6,000,000	5,927,617		3,349			5.055	5.230	MON	25,273	308,306	05/23/2018	05/15/2051
90276G-AX-0	UBS COMMERCIAL MORTGAGE TRUST SUB SUB_CM	...	4	...	1.A	2,972,439	.84.3640	2,573,094	3,050,000	2,981,421		3,448			4.092	4.646	MON	10,401	124,728	11/01/2018	08/15/2050
90278K-BD-2	UBS COMMERCIAL MORTGAGE TRUST AM SUB_CM	..0.	4	...	1.A	11,329,982	.93.9310	10,332,392	11,000,000	11,212,349		(30,585)			4.749	4.410	MON	43,536	522,434	11/28/2018	12/15/2051
90278M-BE-6	UBS COMMERCIAL MORTGAGE TRUST SUB SUB_CM	..0.	4	...	1.A	7,209,993	.82.5300	5,777,122	7,000,000	7,149,748		(19,412)			3.395	3.905	MON	19,805	237,664	09/26/2019	10/18/2052
90353D-BD-6	UBS COMMERCIAL MORTGAGE TRUST SUB SUB_CM	...	4	...	1.B	8,239,961	.91.2090	7,296,738	8,000,000	8,180,818		(39,783)			4.788	4.324	MON	31,917	383,000	08/03/2018	08/17/2051
91831U-AE-7	VNO MORTGAGE TRUST VNDI_16-350 SUB_CMBS	...	4	...	1.A	4,516,505	.89.1980	4,013,906	4,500,000	4,505,220		(2,089)			3.903	3.933	MON	14,635	178,058	12/14/2016	01/10/2035
92257P-AA-9	VELOCITY COMMERCIAL CAPITAL LO SENIOR_CM	1.A FE	14,799,344	.100.6660	14,898,213	14,799,660	14,798,741		(602)			6.730	6.780	MON	83,001	256,427	09/30/2022	10/25/2052

ANNUAL STATEMENT FOR THE YEAR 2022 OF THE AMERICAN EQUITY INVESTMENT LIFE INSURANCE COMPANY

SCHEDULE D - PART 1

Showing All Long-Term BONDS Owned December 31 of Current Year

1	2	Codes			6	7	Fair Value		10	11	Change in Book/Adjusted Carrying Value				Interest					Dates	
		3	4	5			8	9			12	13	14	15	16	17	18	19	20	21	22
CUSIP Identification	Description	C o d e	F o r e i g n	Bond Char	NAIC Designation, NAIC Designation Modifier and SVO Administrative Symbol	Actual Cost	Rate Used to Obtain Fair Value	Fair Value	Par Value	Book/ Adjusted Carrying Value	Unrealized Valuation Increase/ (Decrease)	Current Year's (Amor-tization) Accretion	Current Year's Other-Than-Temporary Impairment Recognized	Total Foreign Exchange Change in Book/ Adjusted Carrying Value	Rate of	Effective Rate of	When Paid	Admitted Amount Due and Accrued	Amount Received During Year	Acquired	Stated Contractual Maturity Date
92890F-AY-2	WF-RBS COMMERCIAL MORTGAGE TRU SUB SUB_C			4	1.C	13,528,816	89.4910	11,602,551	12,965,000	13,039,163		(71,491)			4.378	3.817	MON	47,301	567,608	05/30/2014	05/15/2047
92890K-BF-1	WF-RBS COMMERCIAL MORTGAGE TRU SUB SUB_C	0.		4	1.A	14,061,238	94.2470	12,746,848	13,525,000	13,638,867		(64,629)			4.371	3.879	MON	49,265	591,178	09/14/2016	09/15/2057
92890P-AJ-3	WF-RBS COMMERCIAL MORTGAGE TRU SUB SUB_C			4	3.B	7,170,488	94.5850	7,353,038	7,774,000	7,732,926		72,963			3.957	5.094	MON	25,634	311,986	06/26/2013	06/15/2046
92936J-AN-4	WF-RBS COMMERCIAL MORTGAGE TRU SUB SUB_C			4	1.A FM	3,419,247	98.7450	3,098,778	3,138,146	3,138,146		(6,954)			5.520	0.384	MON	14,437	175,630	10/19/2016	11/15/2044
92937E-AG-9	WF-RBS COMMERCIAL MORTGAGE TRU SUB SUB_C	0.		4	1.A	928,789	95.1530	951,535	1,000,000	997,952		8,606			3.714	4.652	MON	3,095	37,140	07/15/2013	03/15/2045
92937E-AH-7	WF-RBS COMMERCIAL MORTGAGE TRU SUB SUB_C			4	1.A	13,477,685	93.7620	12,348,426	13,170,000	13,147,142		(48,782)			4.192	3.933	MON	46,011	557,960	12/03/2015	03/15/2045
92937F-AG-6	WF-RBS COMMERCIAL MORTGAGE TRU SUB SUB_C	0.		4	1.A	5,305,909	99.4580	5,246,432	5,275,000	5,268,339		(6,077)			3.863	3.774	MON	16,981	203,773	09/09/2015	03/15/2048
92937F-AH-4	WF-RBS COMMERCIAL MORTGAGE TRU SUB SUB_C			4	1.A	29,080,220	99.2350	28,148,021	28,365,000	28,340,617		(86,300)			4.395	4.076	MON	103,886	1,242,553	04/15/2014	03/15/2048
92937F-AU-5	WF-RBS COMMERCIAL MORTGAGE TRU SUB SUB_C			4	1.A	6,303,453	97.8850	6,754,066	6,900,000	6,824,875		88,741			4.470	5.887	MON	25,702	307,446	02/17/2016	03/15/2048
92937U-AH-1	WF-RBS COMMERCIAL MORTGAGE TRU SUB SUB_C			4	1.A	10,057,531	98.2520	10,306,681	10,490,000	10,454,207		51,430			3.910	4.464	MON	34,180	410,159	07/24/2013	05/15/2045
92938C-AG-2	WF-RBS COMMERCIAL MORTGAGE TRU SENIOR_CM			4	1.A FE	3,745,689	0.0950	81,977		48,029		(384,020)			0.393	279.073	MON	28,323	395,105	08/07/2013	08/15/2046
92938J-AK-8	WF-RBS COMMERCIAL MORTGAGE TRU SUB SUB_C	0.		4	1.A	18,517,905	98.3230	17,655,788	17,957,000	18,029,959		(117,595)			5.024	4.453	MON	75,182	915,613	11/22/2013	03/15/2046
92939J-AL-6	WF-RBS COMMERCIAL MORTGAGE TRU SUB SUB_C			4	1.A	12,059,758	97.3230	11,271,971	11,582,000	11,646,612		(95,313)			5.024	4.273	MON	48,491	590,557	05/01/2014	03/16/2046
92939V-AT-2	WF-RBS COMMERCIAL MORTGAGE TRU SUB SUB_C	0.		4	1.A	10,367,274	95.6270	9,624,887	10,065,000	10,093,090		(36,862)			4.723	4.367	MON	39,614	475,370	09/25/2015	03/15/2047
92939G-AJ-6	WFLD MORTGAGE TRUST WFLD_14-MO SUB_CMBS			4	5.A	5,295,358	88.9150	5,349,135	6,016,000	5,295,358		52,891	159,004		3.755	11.122	MON	18,824	229,026	08/07/2014	08/10/2031
92939H-BA-2	WF-RBS COMMERCIAL MORTGAGE TRU AM SUB_CM	0.		4	1.A	10,299,760	95.4930	9,549,274	10,000,000	10,048,357		(35,030)			4.210	3.860	MON	35,083	421,000	09/18/2014	10/17/2057
92939H-BC-8	WF-RBS COMMERCIAL MORTGAGE TRU SUB SUB_C			4	1.B	3,290,760	91.3770	3,037,386	3,324,000	3,314,077		13,923			3.861	4.026	MON	10,696	130,457	01/31/2017	10/15/2057
92939L-AH-9	WF-RBS COMMERCIAL MORTGAGE TRU SUB SUB_C	0.		4	1.A	3,693,555	93.5760	3,340,651	3,570,000	3,600,459		(14,376)			4.236	3.816	MON	12,602	151,225	09/22/2015	11/15/2047
92939L-AJ-5	WF-RBS COMMERCIAL MORTGAGE TRU SUB SUB_C			4	1.A	3,740,686	89.0550	3,167,692	3,557,000	3,600,560		(20,000)			4.309	3.773	MON	12,772	155,447	04/22/2015	11/15/2047
94989A-BA-2	WELLS FARGO COMMERCIAL MORTGAG SUB SUB_C			4	1.A	12,000,808	89.1960	10,704,461	12,001,000	11,988,771		(5)			4.193	4.194	MON	41,933	503,202	12/12/2014	12/15/2047
94989C-BC-4	WELLS FARGO COMMERCIAL MORTGAG SUB SUB_C	0.		4	1.A	10,299,800	92.1630	9,216,253	10,000,000	10,071,802		(32,521)			3.783	3.447	MON	31,525	378,300	02/04/2015	02/15/2048
94989C-BD-2	WELLS FARGO COMMERCIAL MORTGAG SUB SUB_C			4	1.A	14,999,145	91.2180	13,682,658	15,000,000	14,982,712		(2,393)			4.071	4.087	MON	50,888	610,650	02/04/2015	02/15/2048
94989D-BB-4	WELLS FARGO COMMERCIAL MORTGAG SUB SUB_C			4	1.A	8,239,792	92.5220	7,401,785	8,000,000	8,061,123		(25,590)			4.139	3.312	MON	27,593	331,120	03/03/2015	02/15/2048
94989H-BJ-8	WELLS FARGO COMMERCIAL MORTGAG SUB SUB_C			4	1.C	7,995,359	89.7800	7,182,384	8,000,000	7,990,155		(718)			3.848	3.868	MON	25,653	307,840	09/13/2016	05/15/2048
94989J-BE-5	WELLS FARGO COMMERCIAL MORTGAG SUB SUB_C	0.		4	1.A	18,324,900	92.1410	16,585,300	18,000,000	18,067,697		(35,056)			4.083	3.973	MON	61,250	745,335	05/13/2015	05/15/2048
94989M-AK-5	WELLS FARGO COMMERCIAL MORTGAG SUB_CMBS	0.		4	1.A	16,405,575	92.8110	14,988,056	16,149,000	16,246,933		(41,387)			4.279	4.226	MON	57,579	701,369	06/30/2015	07/15/2058
94989N-BK-2	WELLS FARGO COMMERCIAL MORTGAG SUB SUB_C			4	1.A	7,214,375	92.6480	6,485,339	7,000,000	7,064,255		(23,131)			4.400	4.052	MON	25,667	308,000	09/28/2015	09/17/2058
94989T-BE-3	WELLS FARGO COMMERCIAL MORTGAG SUB SUB_C	0.		4	1.A	1,285,566	92.1990	1,152,482	1,250,000	1,254,199		(4,851)			4.550	4.221	MON	4,740	57,733	09/15/2015	09/15/2058
94989Y-BE-2	WELLS FARGO COMMERCIAL MORTGAG SUB SUB_C	0.		4	1.A	14,834,505	92.9660	13,944,935	15,000,000	14,886,791		8,756			4.726	4.920	MON	59,077	718,228	02/03/2016	01/15/2059
94990E-AA-2	WELLSFARGOCOMMERCIALMORTGAG LCF SENIOR_C			4	1.A FE	723,000	89.0910	712,726	800,000	723,607		607			4.193	6.308	MON	2,795		12/08/2022	08/17/2036
95000A-AZ-0	WELLS FARGO COMMERCIAL MORTGAG SUB SUB_C			4	1.A	7,606,476	91.4180	6,751,244	7,385,000	7,457,436		(23,845)			4.255	3.912	MON	26,186	314,232	12/08/2015	12/15/2048
95000F-AV-8	WELLS FARGO COMMERCIAL MORTGAG AM SUB_CM			4	1.A	8,131,763	89.7800	7,088,094	7,895,000	7,983,859		(24,984)			3.184	2.846	MON	20,948	251,377	07/15/2016	07/15/2048
95000G-AJ-3	WELLS FARGO COMMERCIAL MORTGAG SUB SUB_C	0.		4	3.C	2,006,920	67.2970	1,682,417	2,500,000	2,287,176		50,650			3.000	5.621	MON	6,250	75,000	08/04/2016	08/15/2049
95000G-BE-3	WELLS FARGO COMMERCIAL MORTGAG SUB SUB_C	0.		4	1.E	2,498,903	84.8080	2,120,193	2,500,000	2,498,006		(449)			3.071	3.077	MON	6,398	76,775	08/04/2016	08/15/2049
95000H-BL-5	WELLS FARGO COMMERCIAL MORTGAG SUB SUB_C			4	1.A	11,770,373	88.7120	10,201,833	11,500,000	11,605,916		(28,483)			3.621	3.357	MON	34,701	416,415	04/24/2017	10/15/2049
95000J-AJ-6	WELLS FARGO COMMERCIAL MORTGAG AM SUB_CM	0.		4	1.A	10,299,580	91.5870	9,158,693	10,000,000	10,104,033		(28,539)			3.873	3.627	MON	32,279	393,137	11/22/2016	12/15/2059
95000L-BE-2	WELLS FARGO COMMERCIAL MORTGAG SUB SUB_C			4	1.A	13,080,187	91.9430	11,676,726	12,700,000	12,837,970		(41,191)			4.506	4.160	MON	47,689	572,262	03/18/2016	03/15/2059
95000L-BF-9	WELLS FARGO COMMERCIAL MORTGAG SUB SUB_C			4	1.A	7,443,095	88.0750	7,486,410	8,500,000	8,053,156		104,541			3.896	5.505	MON	27,597	331,160	04/05/2016	03/15/2059
95000P-AK-0	WELLS FARGO COMMERCIAL MORTGAG SUB SUB_C	0.		4	1.A	6,694,844	90.0400	5,852,609	6,500,000	6,584,614		(20,800)			4.						

ANNUAL STATEMENT FOR THE YEAR 2022 OF THE AMERICAN EQUITY INVESTMENT LIFE INSURANCE COMPANY

SCHEDULE D - PART 1

Showing All Long-Term BONDS Owned December 31 of Current Year

1	2	Codes			6	7	Fair Value		10	11	Change in Book/Adjusted Carrying Value				Interest					Dates	
		3	4	5			8	9			12	13	14	15	16	17	18	19	20	21	22
CUSIP Identification	Description	C o d e	F o r e i g n	Bond Char	NAIC Designation, NAIC Designation Modifier and SVO Administrative Symbol	Actual Cost	Rate Used to Obtain Fair Value	Fair Value	Par Value	Book/ Adjusted Carrying Value	Unrealized Valuation Increase/ (Decrease)	Current Year's (Amortization) Accretion	Current Year's Other-Than-Temporary Impairment Recognized	Total Foreign Exchange Change in Book/ Adjusted Carrying Value	Rate of	Effective Rate of	When Paid	Admitted Amount Due and Accrued	Amount Received During Year	Acquired	Stated Contractual Maturity Date
95002B-AJ-2	WELLS FARGO COMMERCIAL MORTGAG SUB SUB_C	4			1.A	6,179,652	..83.2670	4,996,016	6,000,000	6,128,693		(16,726)			3.514	3.179	MON	17,570	210,840	10/22/2019	10/15/2052
95002D-BU-2	WELLS FARGO COMMERCIAL MORTGAG SUB SUB_C	4			1.A	9,269,550	..91.4270	8,228,429	9,000,000	9,179,389		(26,888)			4.854	4.492	MON	36,405	436,860	10/09/2018	09/15/2061
95002D-BX-6	WELLS FARGO COMMERCIAL MORTGAG SUB SUB_C	4			1.C	4,992,500	..88.5340	4,426,680	5,000,000	4,977,492		1,390			4.930	5.067	MON	20,542	249,989	10/09/2018	09/15/2061
95002M-AY-5	ING INVESTMENT MANAGEMENT CLO SENIOR SEN	4			1.A FE	5,606,942	..7.1460	3,288,586		5,629,638		(3,004,621)			1.604	(10.956)	MON	61,500	775,313	08/06/2019	08/15/2052
95002M-BB-4	ING INVESTMENT MANAGEMENT CLO SUB SUB_CM	4			1.A	5,664,791	..82.6010	4,543,080	5,500,000	5,615,391		(15,214)			3.375	3.045	MON	15,469	185,625	08/06/2019	08/15/2052
BANOUF-IU-4	BOP 300 MADISON HOLDINGS LLC SENIOR_CMBS	4			2.C PL	4,984,306	..80.2290	4,011,470	5,000,000	5,005,626		32,490			5.000	5.034	MON	21,528	252,389	06/27/2019	02/28/2034
07336C-AA-1	BDS_22-FL12 SENIOR_CMBS_22-FL12 144A	D			1.A FE	1,980,625	..98.7110	1,974,221	2,000,000	1,980,814		189			6.461	7.015	MON	4,666		12/21/2022	08/15/2038
Z95CRB-NF-1	AGORA SECURITIES UK 2021 DAC A SUB SUB_C	B			1.G FE	10,405,102	..98.0010	8,908,775	9,090,531	9,090,531				(1,145,352)	3.428	3.443	JAJO	50,579	310,548	10/15/2021	07/22/2031
Z95CRB-NH-7	AGORA SECURITIES UK 2021 DAC A SUB SUB_C	B			2.A FE	5,202,551	..97.2930	4,422,225	4,545,265	4,545,265				(572,676)	3.428	3.443	JAJO	25,290	211,058	10/15/2021	07/22/2031
Z95D4C-MS-5	SENECA RESOURCES LLC SENIOR_CMBS_38	B			2.C FE	7,613,981	..94.2500	6,269,549	6,652,037	6,652,037				(838,072)	4.520	6.232	JAJO	80,071	295,641	10/15/2021	07/22/2029
Z95E7Z-TW-3	EUROPEAN LOAN CONDUIT EURO_39X SUB_CMBS	B			1.G FE	7,715,428	..94.1370	6,679,191	7,095,162	7,095,162				(465,033)	1.400	1.402	FIAN	16,555	103,293	10/15/2021	07/28/2051
Z95E7Z-TY-9	EUROPEAN LOAN CONDUIT EURO_39X MEZZANIN	B			2.C FE	17,403,221	..92.2830	14,769,117	16,004,125	16,004,125				(1,048,947)	3.605		FIAN	96,158	329,044	10/15/2021	07/28/2051
1039999999. Subtotal - Bonds - Industrial and Miscellaneous (Unaffiliated) - Commercial Mortgage-Backed Securities						3,793,117,996	XXX	3,374,594,713	3,717,825,247	3,749,469,726		(12,451,821)	1,878,582	(4,070,080)	XXX	XXX	XXX	12,061,973	140,390,371	XXX	XXX
00141U-AC-7	AIG CLO LTD AIGIM_18-1A SENIOR ABS_ABS				1.A FE	8,215,580	..98.0360	8,038,967	8,200,000	8,212,181		(2,975)			5.363	5.355	JAJO	89,168	179,892	10/21/2021	04/20/2032
00164T-AA-6	AMC EAST COMMUNITIES LLC SENIOR MUNITAX				1.F FE	5,135,058	..100.6210	4,936,905	4,906,419	4,971,578		(12,659)			5.740	5.186	JJ	129,862	281,628	07/22/2010	01/15/2028
00164T-AB-4	AMC EAST COMMUNITIES LLC SENIOR MUNITAX				1.F FE	4,662,950	..97.5950	4,879,770	5,000,000	4,785,850		13,709			5.870	6.435	JJ	135,336	293,500	07/22/2010	01/15/2038
00164T-AC-2	AMC EAST COMMUNITIES LLC SENIOR MUNITAX				1.F FE	8,837,900	..96.9020	9,960,185	10,000,000	9,989,789		17,360			5.940	6.810	JJ	273,900	594,000	07/22/2010	01/15/2053
00177H-AE-9	AMERICAN MONEY MANAGEMENT CORP SUB ABS_A				1.F FE	15,000,000	..92.6940	13,904,072	15,000,000	15,000,000					6.108	6.150	JAJO	173,072	432,134	03/08/2018	04/25/2031
00177H-AG-4	AMERICAN MONEY MANAGEMENT CORP SUB ABS_A				2.B FE	3,500,000	..90.7680	3,176,884	3,500,000	3,500,000					7.058	7.114	JAJO	46,664	134,543	03/08/2018	04/25/2031
00178L-AE-9	AMERICAN MONEY MANAGEMENT CORP ABS_ABS				2.C FE	5,850,000	..84.5860	4,948,297	5,850,000	5,850,000					7.560	7.630	FIAN	73,713	251,223	09/14/2017	11/02/2030
00229*-AA-3	AP TUNDRA HOLDINGS LLC ABS_ABS				2.A PL	39,091,020	..97.4430	38,091,546	39,091,020	39,091,020		(79,817)			4.750	4.749	FA	701,467	1,642,575	11/12/2021	02/15/2042
00256D-AB-8	AASET 2019-1 TRUST AASET_19-1 SUB ABS_AB				5.B FE	1,029,575	..20.0000	205,920	1,029,598	1,032,308		1,563			4.948	5.087	MON	2,264	50,945	06/12/2019	05/15/2039
00455*-AB-6	ACE CREDIT FUND LP ABS_ABS				1.G PL	73,039,213	..96.0040	70,120,766	73,039,213	73,039,213					4.800	4.828	JAJO	759,608	2,705,449	12/31/2020	07/18/2068
006346-AS-9	ADAMS OUTDOOR ADVERTISING ADMS SENIOR AB				1.F FE	2,170,517	..95.1200	2,064,663	2,170,582	2,170,380		(162)			4.810	4.854	MON	4,640	104,405	10/19/2018	11/15/2048
006346-AU-4	ADAMS OUTDOOR ADVERTISING ADMS SUB ABS_A				2.B FE	999,997	..96.2250	962,245	1,000,000	999,897		(100)			5.653	5.713	MON	2,512	56,530	10/19/2018	11/15/2048
00851W-AA-7	AGL CLO LTD AGL_21-14A ABS_ABS_14 144A				1.A FE	34,400,000	..97.1180	33,408,750	34,400,000	34,400,000					5.428	5.463	JAJO	373,417	718,132	11/05/2021	12/02/2034
01748R-AL-9	ALLEGRO CLO I LTD ALLEG_17-1A SENIOR ABS				1.A FE	3,991,343	..98.4040	4,012,903	4,078,000	3,997,010		5,668			5.029	6.190	JAJO	43,296		11/09/2022	10/16/2030
023770-AA-8	AMERICAN AIRLINES 2015-1 PASS SECURED CO				3.A FE	12,515,980	..82.7500	10,356,973	12,515,980	12,515,980					3.375	3.374	MN	70,402	422,414	03/02/2015	11/01/2028
02377B-AA-4	AMERICAN AIRLINES 2015-2 PASS SECURED CO				3.B FE	17,302,448	..79.0000	13,668,934	17,302,448	17,302,448					4.000	4.000	MS	190,327	692,098	09/10/2015	09/22/2027
02377C-AA-2	AMERICAN AIRLINES 2017-2 PASS SECURED CO				2.C FE	7,564,485	..77.7580	5,881,970	7,564,485	7,564,485					3.600	3.599	AO	57,490	272,321	07/31/2017	04/15/2031
02378A-AA-5	AMERICAN AIRLINES 2017-1 PASS SECURED CO				2.C FE	2,935,000	..78.7500	2,311,313	2,935,000	2,935,000					4.000	3.999	FA	44,351	117,400	01/04/2017	08/15/2030
02554C-AA-1	AMERICAN EAGLE NORTHWEST LLC W MUNITAX_B				1.D FE	25,680,000	..95.6860	22,964,736	24,000,000	25,468,994		(34,942)			5.780	5.305	JD	61,653	1,387,200	11/16/2015	12/15/2049
03066L-AG-3	AMERICREDIT AUTOMOBILE RECEIVA SUB ABS_A				1.C FE	9,863,955	..99.8650	9,868,389	9,881,712	9,867,293		3,337			4.010	5.092	MON	13,209		12/15/2022	07/18/2024
03332D-AU-8	ANCHORAGE CREDIT FUNDING LTD A ABS_ABS				1.G FE	2,616,900	..81.5680	2,120,774	2,600,000	2,614,918		(1,888)			4.077	4.000	JAJO	19,434	106,002	12/06/2021	10/25/2038
03665A-AJ-0	ANTARES CLO ANTR_17-2A ABS_ABS_17-2R 14				2.C FE	5,868,426	..85.8610	5,151,638	6,000,000	5,869,406		980			7.993		JAJO	94,579	243,017	11/29/2022	10/20/2033
03665J-AL-2	ANTARES CLO ANTR_17-1A ABS_ABS_17-1A 14				1.F FE	2,500,000	..90.4900	2,262,252	2,500,000	2,500,000					6.943	7.001	JAJO	35,195	94,894	03/02/2021	04/20/2033
03665L-AG-8	ANTARES CLO ANTR_18-3A MEZZANIN ABS_ABS				1.F FE	17,500,000	..94.4400	16,527,053	17,500,000	17,500,000					6.993	7.052	JAJO	248,139	673,129	11/20/2018	01/20/2031
03665L-AJ-2	ANTARES CLO ANTR_18-3A MEZZANIN ABS_ABS				2.C FE	17,500,000	..90.0470	15,758,302	17,500,000	17,500,000					7.893	7.968	JAJO	280,077	832,816	11/20/2018	01/20/2031
03665M-AE-1	ANTARES CLO ANTR_18-1A MEZZANIN ABS_ABS				1.F FE	12,300,000	..92.9280	11,430,190	12,300,000	12,300,000					6.593	6.644	JAJO	164,430	423,230	04/04/2018	04/20/2031
03665M-AG-6	ANTARES CLO ANTR_18-1A MEZZANIN ABS_ABS				2.C FE	18,500,000	..88.6050	16,391,962	18,500,000	18,500,000					7.643	7.712	JAJO	286,703	833,513	04/04/2018	04/20/2031
03754L-AE-5	APEX CREDIT CLO LLC APEXC_18-2 MEZZANIN				1.F FE	11,020,000	..93.4590	10,299,174	11,020,000	11,020,000					6.643	6.696	JAJO	148,436	384,773	11/13/2018	10/20/2031
03755H-AJ-2	APEX CREDIT CLO LLC APEXC_18-1 SUB ABS_A				1.F FE	2,000,000	..92.0150	1,840,292	2,000,000	2,000,000					6.308	6.357	JAJO	23,832	61,673	03/14/2018	04/25/2031
03755H-AL-7	APEX CREDIT CLO LLC APEXC_18-1 SUB ABS_A				2.C FE	13,175,000	..82.6720	10,892,081	13,175,000	13,175,000					7.308	7.373	JAJO	181,878	539,853	03/14/2018	04/25/2031
03765W-BG-2	APOLLO CREDIT FUNDING LTD APCF ABS_ABS				1.F FE	15,000,750	..94.8200	14,222,979	15,000,000	14,955,201		(49,292)			6.079	6.200	JAJO	192,506	457,558	06/14/2018	07/15/2030

ANNUAL STATEMENT FOR THE YEAR 2022 OF THE AMERICAN EQUITY INVESTMENT LIFE INSURANCE COMPANY

SCHEDULE D - PART 1

Showing All Long-Term BONDS Owned December 31 of Current Year

1	2	Codes			6	7	Fair Value		10	11	Change in Book/Adjusted Carrying Value				Interest					Dates	
		3	4	5			8	9			12	13	14	15	16	17	18	19	20	21	22
CUSIP Identification	Description	C o d e	F o r e i g n	Bond Char	NAIC Designation, NAIC Designation Modifier and SVO Administrative Symbol	Actual Cost	Rate Used to Obtain Fair Value	Fair Value	Par Value	Book/ Adjusted Carrying Value	Unrealized Valuation Increase/ (Decrease)	Current Year's (Amortization) Accretion	Current Year's Other-Than-Temporary Impairment Recognized	Total Foreign Exchange Change in Book/ Adjusted Carrying Value	Rate of	Effective Rate of	When Paid	Admitted Amount Due and Accrued	Amount Received During Year	Acquired	Stated Contractual Maturity Date
03767C-AB-6	APIDOS CLO XXVIII APID-17-28A ABS_ABS _1				1.A FE	2,901,000	.96.3480	2,890,440	3,000,000	2,902,184		1,184			.5.393	6.347	JAU	32,805		12/08/2022	01/20/2031
03768C-AJ-8	APIDOS CLO APID_XXA MEZZANIN ABS_ABS _1	..0.	4		1.F FE	6,000,000	.94.3890	5,663,324	6,000,000	6,000,000					.6.194	6.240	JAU	77,421	185,017	08/07/2018	10/18/2031
03768C-AL-3	APIDOS CLO APID_XXA MEZZANIN ABS_ABS _1	..0.	4		2.C FE	6,500,000	.92.6240	6,020,565	6,500,000	6,500,000					.7.194	7.256	JAU	97,415	266,338	08/07/2018	10/18/2031
03768U-AA-7	APIDOS CLO APID_21-35A ABS_ABS _21-35A 1	..0.			1.A FE	3,658,292	.97.3210	3,659,262	3,760,000	3,658,881		.589			.5.293	5.912	JAU	40,353		12/15/2022	04/20/2034
03770G-AE-6	APIDOS CLO APID_22-42A ABS_ABS _42 144A	..0.			1.A Z	2,500,000	100.0000	2,500,000	2,500,000	2,500,000					.7.596	7.655	JAU	2,110		11/29/2022	01/20/2036
038779-AB-0	ARBYS FUNDING LLC ARBYS_20-1 SENIOR ABS	..0.	4		2.C FE	977,500	.84.1680	822,742	977,500	977,500					.3.237	3.250	JAU	5,362	31,642	07/23/2020	07/30/2050
04016G-BB-3	ARES CLO LTD ARES_16-40A SENIOR ABS_ABS	..0.			1.A FE	12,521,249	.98.6340	12,590,332	12,764,711	12,537,274			16,025		.4.949	5.835	JAU	133,368		11/01/2022	01/16/2029
04018L-AG-0	ARES CLO LTD ARES_18-50A MEZZANIN ABS_ABS		4		2.C FE	2,400,000	.92.1800	2,212,324	2,400,000	2,400,000					.6.979	7.035	JAU	36,292	95,214	11/19/2018	01/15/2032
04018N-AN-1	ARES CLO LTD ARES_20-56A SENIOR ABS_ABS				1.A FE	10,200,000	.96.9710	9,891,048	10,200,000	10,200,000					.5.518	5.556	JAU	103,195	224,558	10/21/2021	10/25/2034
04033J-AD-3	ARIFL_19-A SENIOR ABS_ABS _19-A 144A	..0.			1.A FE	9,682,867	.99.8410	9,687,147	9,702,575	9,685,853		2,987			.2.530	3.573	MON	10,910		12/16/2022	11/15/2027
04248N-AA-1	ARMY HAWAII FAMILY HOUSING TRU SENIOR MU	..0.			1.D FE	48,859,882	.98.7150	39,818,006	40,336,144	47,710,917		(213,707)			.5.524	3.979	JD	99,030	2,228,169	04/28/2021	06/15/2050
04623T-AE-5	ASRNT_18-1A MEZZANIN ABS_ABS _18-1A 144A	..0.	4		1.F FE	10,500,000	.92.4970	9,712,196	10,500,000	10,500,000					.6.043	6.086	JAU	128,656	302,742	03/09/2018	04/21/2031
048303-CC-3	ATLANTIC CITY ELECTRIC CO SECURED CORP_B	..0.	1		1.F FE	9,771,563	100.6440	10,567,568	10,500,000	10,033,361		27,296			.5.800	6.355	MM	77,817	609,000	02/25/2009	05/15/2034
048677-AB-4	ATLANTIC MARINE CORPS COMMUNIT SENIOR MU	..0.			1.G FE	21,452,915	.86.0750	19,575,518	22,742,497	21,738,294		26,483			.5.343	5.772	JD	101,261	1,215,132	09/16/2010	12/01/2050
048677-AG-3	ATLANTIC MARINE CORPS COMMUNIT SECURED M	..0.			1.G FE	4,915,882	.98.5370	4,541,894	4,609,346	4,857,392		(5,480)			.6.158	5.659	JD	23,654	287,773	02/28/2022	12/01/2051
04942U-AJ-5	VOYA CLO LTD VOYA_18-3A SENIOR ABS_ABS	..0.	4		1.F FE	11,000,000	.92.2890	10,151,785	11,000,000	11,000,000					.6.695	6.749	JAU	141,144	384,544	08/29/2018	10/24/2031
04942U-AL-0	VOYA CLO LTD VOYA_18-3A SENIOR ABS_ABS	..0.	4		2.C FE	9,875,000	.82.4560	8,245,642	10,000,000	9,903,463		91,837			.7.395	7.704	JAU	141,729	419,531	08/29/2018	10/24/2031
05178T-AA-9	AURORA MILITARY HOUSING LLC SENIOR MUNIT	..0.			1.F FE	14,414,199	102.0510	14,709,811	14,414,199	14,414,199					.5.820	5.820	JJ	386,829	838,953	06/28/2011	07/15/2034
05178T-AB-7	AURORA MILITARY HOUSING LLC SENIOR MUNIT	..0.			1.F FE	10,000,000	104.7290	10,472,889	10,000,000	10,000,000					.6.615	6.615	JJ	305,025	661,500	06/28/2011	01/15/2042
05379B-AL-1	AVISTA CORPORATION SECURED CORP_BND	..0.	1		1.G FE	510,220	104.3090	521,545	500,000	507,038		(350)			.6.250	6.091	JD	2,604	31,250	06/01/2010	12/01/2035
05379B-AQ-0	AVISTA CORPORATION SECURED CORP_BND	..0.	1		1.G FE	2,419,460	.83.6580	1,673,160	2,000,000	2,402,119		(10,458)			.4.350	3.176	JD	7,250	87,000	04/22/2021	06/01/2048
05379B-AR-8	AVISTA CORPORATION SECURED CORP_BND	..0.	2		1.G FE	539,806	.79.2980	428,211	540,000	539,817		11			.4.000	4.002	AO	5,400	11,640	03/08/2022	04/01/2052
05553M-AE-1	BORED BSL CLO LTD BORED_21-1 ABS_ABS _21	..0.	4		1.F FE	2,000,000	.95.0030	1,900,057	2,000,000	2,000,000					.6.393	6.442	JAU	25,925	64,762	05/27/2021	07/20/2034
05553M-AG-6	BORED BSL CLO LTD BORED_21-1 MEZZANIN AB	..0.	4		2.C FE	2,700,000	.95.5200	2,579,046	2,700,000	2,700,000					.7.593	7.663	JAU	41,569	120,279	05/27/2021	07/20/2034
05683L-AG-1	BAIN CAPITAL CREDIT CLO LTD BC MEZZANIN	..0.	4		1.F FE	15,000,000	.92.0500	13,807,532	15,000,000	15,000,000					.6.075	6.119	JAU	177,175	430,081	03/12/2018	04/23/2031
05683L-AJ-5	BAIN CAPITAL CREDIT CLO LTD BC SUB ABS_A	..0.			2.C FE	10,300,000	.85.4580	8,802,149	10,300,000	10,300,000					.7.025	7.084	JAU	140,687	394,440	03/12/2018	04/23/2031
05683M-AA-2	BAIN CAPITAL CREDIT CLO LTD BC SUB ABS_A	..0.			3.C FE	6,500,000	.76.4360	4,968,369	6,500,000	6,500,000					.9.675	9.787	JAU	122,276	423,083	03/12/2018	04/23/2031
05684D-AG-8	BAIN CAPITAL CREDIT CLO BCC_20 MEZZANIN		4		1.C FE	5,000,000	.96.1760	4,808,824	5,000,000	5,000,000					.5.894	5.936	JAU	61,393	139,100	03/03/2020	04/18/2033
05684D-AJ-2	BAIN CAPITAL CREDIT CLO BCC_20 MEZZANIN	..0.	4		1.F FE	15,000,000	.95.5050	14,325,806	15,000,000	15,000,000					.6.894	6.951	JAU	215,428	569,121	03/03/2020	04/18/2033
06760J-AJ-4	BABSON CLO LTD BABSN_18-2A MEZZANIN ABS	..0.	4		1.F FE	6,000,000	.94.4910	5,669,472	6,000,000	6,000,000					.5.979	6.022	JAU	77,729	176,868	04/04/2018	04/15/2030
06760J-AL-9	BABSON CLO LTD BABSN_18-2A ABS_ABS _18-2		4		2.C FE	10,500,000	.92.5340	9,716,100	10,500,000	10,500,000					.6.779	6.834	JAU	154,225	395,152	04/04/2018	04/15/2030
06760K-AA-0	BABSON CLO LTD BABSN_18-2A MEZZANIN ABS		4		3.C FE	9,374,600	.85.1550	8,089,685	9,500,000	9,434,580		(10,990)			.9.629	9.942	JAU	198,200	633,533	04/04/2018	04/15/2030
06761K-AL-5	BABSON CLO LTD BABSN_19-3A ABS_ABS _19-3				1.A FE	8,211,480	.98.3210	8,062,323	8,200,000	8,209,002		(2,241)			.5.313	5.316	JAU	88,336	175,736	10/25/2021	04/21/2031
070101-AH-3	BASIN ELECTRIC POWER COOPERAT I SECURED C	..0.	2		1.F FE	11,190,420	.76.0850	6,847,641	9,000,000	11,120,624		(57,745)			.4.750	3.312	AO	77,188	427,500	10/12/2021	04/26/2047
081331-AB-6	BELVOIR LD LLC VA SENIOR MUNITAX_BND REV	..0.			1.D FE	1,746,677	.99.1720	1,754,135	1,768,787	1,764,075		1,223			.5.030	5.186	JD	3,954	88,970	01/24/2011	12/15/2025
081331-AD-2	BELVOIR LD LLC VA SENIOR MUNITAX_BND REV	..0.			1.D FE	6,345,215	.87.4720	5,554,476	6,350,000	6,413,172		(6,147)			.5.270	5.123	JD	14,873	334,645	04/26/2021	12/15/2047
081331-AE-0	BELVOIR LD LLC VA SENIOR MUNITAX_BND REV	..0.			1.E FE	1,498,981	.98.3890	1,358,007	1,380,239	1,463,031		(5,598)			.5.300	4.313	JD	3,251	73,153	02/23/2016	12/15/2035
08180E-BJ-2	BENEFIT STREET PARTNERS CLO LT ABS_ABS	..0.			1.A FE	3,443,227	.99.3570	3,456,619	3,478,996	3,444,191		964			.5.243	5.875	JAU	36,984	8,530	12/19/2022	07/20/2029
08763Q-AG-7	BETONY CLO 2 LTD BTNY2_18-1A MEZZANIN AB		4		2.C FE	10,000,000	.92.6510	9,265,125	10,000,000	10,000,000					.7.315	7.380	JAU	125,976	406,945	06/05/2018	04/30/2031
08860D-AB-9	BHGSECURITIZATIONTRUSTBHG_2 ABS_ABS _22-				1.D FE	16,778,240	.97.2770	16,323,009	16,780,000	16,778,183		(57)			.5.930	6.005	MON	38,697	215,595	09/12/2022	09/17/2035
08862B-AB-1	BHG SECURITIZATION TRUST BHG_2 SUB ABS_ABS				1.C FE	829,688	.84.1490	841,491	1,000,000	837,059		7,371			.1.670	6.229	MON	649	4,175	10/12/2022	10/17/2034
09077L-AE-2	BIRCH GROVE CLO BGCLQ_2021-2 ABS_ABS _14				1.C FE	4,254,250	.95.9980	4,254,250	4,250,000	4,254,073		(120)			.5.977	6.005	JAU	52,212	128,157	10/18/2021	10/19/2034
09204G-AD-1	BLACK DIAMOND CLO LTD BLACK_19 ABS_ABS _	..0.	4		1.F FE	9,500,000	.96.1670	9,135,836	9,500,000	9,500,000					.7.375	7.437	JAU	136,225	396,586	06/18/2019	07/23/2032
09204G-AE-9	BLACK DIAMOND CLO LTD BLACK_19 MEZZANIN	..0.			2.C FE	993,620	.90.6840	906,839	1,000,000	994,421		718			.8.325	8.533	JAU	16,187	51,440	12/06/2021	07/23/2032
092114-AB-3	BLACK HILLS POWER INC SECURED CORP BND	..0.	1		1.F FE	14,889,320	102.3280	12,279,324	12,000,000	14,180,075		(86,847)			.6.125	4.551	MM	122,500	735,000	03/18/2013	11/01/2039

ANNUAL STATEMENT FOR THE YEAR 2022 OF THE AMERICAN EQUITY INVESTMENT LIFE INSURANCE COMPANY

SCHEDULE D - PART 1

Showing All Long-Term BONDS Owned December 31 of Current Year

1	2	Codes			6	7	Fair Value		10	11	Change in Book/Adjusted Carrying Value				Interest					Dates	
		3	4	5			8	9			12	13	14	15	16	17	18	19	20	21	22
CUSIP Identification	Description	C o d e	F o r e i g n	Bond Char	NAIC Designation, NAIC Designation Modifier and SVO Administrative Symbol	Actual Cost	Rate Used to Obtain Fair Value	Fair Value	Par Value	Book/ Adjusted Carrying Value	Unrealized Valuation Increase/ (Decrease)	Current Year's (Amor-tization) Accretion	Current Year's Other-Than-Temporary Impairment Recognized	Total Foreign Exchange Change in Book/ Adjusted Carrying Value	Rate of	Effective Rate of	When Paid	Admitted Amount Due and Accrued	Amount Received During Year	Acquired	Stated Contractual Maturity Date
09629V-AG-8	BLUEMOUNTAIN CLO LTD BLUEM_18 MEZZANIN A	...	4	...	1.F FE	6,800,000	.94.0940	6,398,387	6,800,000	6,800,000					.6.806	.6.859	FIAN	60,423	237,741	08/09/2018	08/15/2031
09630A-AJ-5	BLUEMOUNTAIN CLO LTD BLUEM_18 MEZZANIN A	..0.	4	...	1.F FE	7,500,000	.94.0330	7,052,445	7,500,000	7,500,000					.6.558	.6.611	JAJO	92,911	250,286	10/03/2018	10/25/2030
09630A-AL-0	BLUEMOUNTAIN CLO LTD BLUEM_18 MEZZANIN A	...	4	...	2.C FE	7,200,000	.84.2510	6,066,087	7,200,000	7,200,000					.7.608	.7.679	JAJO	103,475	316,924	10/03/2018	10/25/2030
11042A-AA-2	BRITISH AIRWAYS PASS THROUGH T SECURED C	..0.	1.F FE	13,000,115	.98.0000	12,740,113	13,000,115	13,000,115					.4.625	.4.651	MSJD	18,372	601,257	01/31/2022	12/20/2025
12478C-AA-9	CBAMCLOMANAGEMENTCBAM_18-8A SENIOR ABS A	1.A FE	852,678	.98.9000	852,454	861,935	852,817		139			.5.363	.5.980	JAJO	9,373		12/19/2022	10/20/2029
12548J-AG-7	CIFC FUNDING LTD CIFC_17-3A MEZZANIN ABS	..0.	4	...	1.F FE	5,000,000	.95.1790	4,758,960	5,000,000	5,000,000					.6.593	.6.645	JAJO	66,841	172,045	06/02/2017	07/20/2030
12550A-AX-4	CIFC FUNDING LTD CIFC_14-5A SENIOR ABS_A	1.C FE	8,725,150	.96.5440	8,684,141	8,995,000	8,729,255		4,105			.5.879	.6.647	JAJO	111,642		11/29/2022	10/17/2031
12550G-AE-3	CIFC FUNDING LTD CIFC_18-5A ABS_ABS_18	..0.	4	...	1.F FE	6,750,000	.95.5910	6,452,393	6,750,000	6,750,000					.6.229	.6.267	JAJO	91,101	216,179	11/20/2018	01/15/2032
12550G-AG-8	CIFC FUNDING LTD CIFC_18-5 MEZZANIN ABS	...	4	...	2.C FE	7,000,000	.94.5680	6,619,733	7,000,000	7,000,000					.7.079	.7.130	JAJO	107,367	284,843	11/20/2018	01/15/2032
12550Y-AN-4	CIFC FUNDING LTD CIFC_17-2A SENIOR ABS_A	..0.	1.A FE	7,805,889	.98.7840	7,856,286	7,953,020	7,817,201		11,312			.5.193	.6.326	JAJO	83,740		11/07/2022	04/20/2030
12565E-AA-9	CIFC FUNDING LTD CIFC_21-5 SENIOR ABS_AB	1.A FE	5,010,750	.97.6240	4,881,217	5,000,000	5,009,662		(581)			.5.219	.5.211	JAJO	56,541	122,308	10/20/2021	07/17/2034
12596J-AE-3	CNH_19-A ABS_ABS_19-A	..0.	1.A FE	2,148,236	.99.9730	2,149,409	2,150,000	2,148,285		49			.3.340	.3.451	MON	3,192		12/19/2022	07/15/2026
12661K-AG-5	MKS CLO LTD MKS_17-1A SENIOR ABS_ABS_1	...	4	...	2.B FE	2,462,500	.91.4860	2,287,159	2,500,000	2,492,415		1,386			.8.393	.8.579	JAJO	42,546	132,276	07/12/2017	07/20/2030
12664J-AC-4	CNHEQUIPMENTTRUSTCNH_22-C ABS_ABS_22-C	1.A FE	5,537,057	.99.1100	5,488,688	5,538,000	5,537,049		(8)			.5.150	.5.209	MON	12,676	17,429	11/17/2022	04/17/2028
130789-AJ-7	CALIFORNIA WATER SERVICE CO SECURED CORP	..0.	2	...	1.E FE	26,028,991	.101.7490	26,556,541	26,100,000	26,045,026		1,679			.5.500	.5.518	JD	119,625	1,435,500	06/23/2011	12/01/2040
134011-AJ-4	CAMP PENDLETON & QUANTICO HOUS SENIOR MU	..0.	2.B FE	28,547,599	.91.6320	24,987,921	27,270,000	28,303,068		(26,757)			.5.572	.5.217	AO	379,871	1,519,484	06/25/2012	10/01/2050
14069B-AA-2	CAPMARK MILITARY HOUSING TRUST SENIOR MU	..0.	2.C	10,398,822	.88.2360	10,138,734	11,490,411	10,570,755		19,173			.5.746	.6.632	MON	38,514	660,247	05/24/2012	02/10/2052
14069E-AA-6	CAPMARK MILITARY HOUSING TRUST MUNITAX_B	..0.	1.E FE	35,738,709	.123.7120	40,210,837	32,503,586	35,335,168		(65,659)			.6.084	.5.372	MON	115,355	1,977,515	04/29/2016	07/10/2052
14312E-AO-6	CARLYLE GLOBAL MARKET STRATEGI SENIOR AB	..0.	4	...	1.C FE	20,000,000	.92.5210	18,504,208	20,000,000	20,000,000					.4.879	.4.908	JAJO	208,713	975,800	11/28/2018	01/14/2032
14312E-AS-2	CARLYLE GLOBAL MARKET STRATEGI MEZZANIN	...	4	...	1.F FE	10,500,000	.93.7440	9,843,118	10,500,000	10,500,000					.6.211	.6.257	JAJO	143,109	338,057	11/28/2018	01/14/2032
14314F-AJ-7	CARLYLE GLOBAL MARKET STRATEGI ABS_ABS	...	4	...	2.C FE	10,150,000	.85.9680	8,725,753	10,150,000	10,150,000					.7.743	.7.815	JAJO	159,357	467,597	06/23/2017	07/20/2029
14317P-AE-3	CARLYLE GLOBAL MARKET STRATEGI MEZZANIN	..0.	4	...	1.F FE	10,000,000	.93.5420	9,354,223	10,000,000	10,000,000					.6.129	.6.174	JAJO	132,798	310,071	07/30/2018	10/15/2031
144141-CU-0	DUKE ENERGY PROGRESS LLC SECURED CORP_BN	..0.	1	...	1.F FE	17,184,939	.104.0810	17,217,013	16,542,000	16,935,282		(26,817)			.6.125	.5.818	MS	298,330	1,013,198	11/30/2010	09/15/2033
14855J-AB-1	CASTLELAKE AIRCRAFT SECURITIZA SENIOR AB	..0.	4	...	1.G FE	324,625	.87.0530	282,680	324,720	327,997		176			.4.450	.7.946	MON	642	14,450	08/01/2016	08/15/2041
14855J-AC-9	CASTLELAKE AIRCRAFT SECURITIZA SUB ABS_A	..0.	4	...	2.C FE	276,618	.84.9840	235,243	276,808	289,716		8,433			.6.150	10.068	MON	757	17,022	08/15/2022	08/15/2041
14856E-AA-3	CASTLE AIRCRAFT SECURITIZATION ABS_ABS	..0.	4	...	2.A PL	134,325	.98.0000	132,231	134,929	134,710		133			.4.750	.4.960	MON	285	6,409	03/13/2019	03/15/2034
14856E-AB-1	CASTLE AIRCRAFT SECURITIZATION ABS_ABS	..0.	4	...	3.A PL	145,879	.89.3110	130,799	146,453	145,954		188			.5.750	.6.096	MON	374	8,421	03/13/2019	03/15/2034
15033L-AL-6	CEDAR FUNDING LTD CEDF_19-11A MEZZANIN A	..0.	4	...	1.G FE	4,750,000	.96.1440	4,566,850	4,750,000	4,750,000					.7.435	.7.500	FIAN	32,373	194,220	04/26/2019	05/29/2032
15033L-AN-2	CEDAR FUNDING LTD CEDF_19-11A MEZZANIN A	..0.	4	...	2.C FE	12,750,000	.93.4040	11,909,037	12,750,000	12,750,000					.8.485	.8.570	FIAN	99,167	657,061	04/26/2019	05/29/2032
15189X-AB-8	CENTERPOINT ENERGY HOUSTON ELE SECURED C	..0.	1	...	1.F FE	5,841,200	.89.0340	4,451,720	5,000,000	5,711,584		(22,943)			.4.500	.3.527	AO	56,250	225,000	04/20/2016	04/01/2044
15674H-AC-3	CERBERUS ONSHORE LEVERED IV LL ABS_ABS	..0.	4	...	1.C FE	598,802	.100.0000	598,802	598,802	598,802					.6.479	.6.513	JAJO	8,298	17,676	07/31/2020	07/16/2028
165183-BX-1	CHESAPEAKE FUNDING II LLC SUB ABS_ABS_1	...	4	...	2.B FE	3,279,903	.99.8990	3,276,671	3,280,000	3,279,740		(181)			.4.210	.4.247	MON	6,137	138,088	12/04/2018	01/15/2031
17180W-AB-3	COMMERCIAL INDUSTRIAL FINANCE MEZZANIN A	..0.	1.A FE	734,063	.98.3430	737,573	750,000	734,809		746			.5.283	.6.222	JAJO	8,034		11/10/2022	08/21/2033
17180W-AC-9	COMMERCIAL INDUSTRIAL FINANCE ABS_ABS_1	..0.	1.C FE	3,840,000	.97.3680	3,894,721	4,000,000	3,844,409		4,409			.5.843	.6.941	JAJO	47,390		11/08/2022	04/20/2031
17180W-AG-0	COMMERCIAL INDUSTRIAL FINANCE MEZZANIN A	...	4	...	2.C FE	4,000,000	.93.4990	3,739,955	4,000,000	4,000,000					.7.093	.7.153	JAJO	57,529	157,251	04/24/2018	04/20/2031
17181T-AE-1	CIFC FUNDING LTD CIFC_18-4A SUB ABS_ABS	..0.	4	...	1.F FE	4,250,000	.95.3750	4,053,436	4,250,000	4,250,000					.6.179	.6.225	JAJO	55,441	134,791	08/20/2018	10/17/2031
19424K-AB-9	COLLEGE AVE STUDENT LOANS LLC SENIOR ABS	..0.	1.A FE	3,677,759	.85.8640	3,720,609	4,333,148	3,682,790		5,030			.1.600	.5.460	MON	1,156	11,555	11/14/2022	07/25/2051
19424W-AB-3	COLLEGE AVE STUDENT LOANS LLC ABS_ABS_2	..0.	1.A FE	4,516,750	.83.8460	3,867,863	4,613,066	4,517,547		785			.2.320	.2.703	MON	1,784	106,522	11/10/2022	07/26/2055
19424W-AC-1	COLLEGE AVE STUDENT LOANS LLC ABS_ABS_2	1.C FE	881,966	.89.8140	792,156	882,000	881,970		3			.2.720	.2.735	MON	400	26,123	11/16/2021	07/26/2055
19425A-AB-0	COLLEGE AVE STUDENT LOANS LLC SENIOR ABS	..0.	1.A FE	193,678	.82.2810	201,373	244,739	194,011		333			.1.760	.6.605	MON	72	718	11/10/2022	06/25/2052
19521U-AA-1	COLOGIX DATA CENTERS CLGIX_21 SENIOR ABS	..0.	1.G FE	3,685,539	.87.4400	3,497,585	4,000,000	3,688,233		2,694			.3.300	.4.444	MON	2,200	11,000	11/29/2022	12/26/2051
202795-HG-8	COMMONWEALTH EDISON COMPANY SECURED CORP	..0.	1	...	1.F FE	6,012,168	.103.5610	5,543,610	5,353,000	5,770,533		(31,385)			.5.875	.5.875	FA	131,037	314,489	08/21/2013	02/01/2033
202795-HT-0	COMMONWEALTH EDISON COMPANY SECURED CORP	..0.	1	...	1.F FE	9,967,820	.109.5860	10,958,640	10,000,000	9,976,694		894			.6.450	.6.474	JJ	297,417	645,000	01/10/2008	01/15/2038
202795-JH-4	COMMONWEALTH EDISON COMPANY SECURED CORP	..0.	1	...	1.F FE	816,785	.92.8160	750,880	809,000	813,132		(1,256)			.2.550	.2.382	JD	917	20,630	12/23/2019	06/15/2026
202795-JP-6	COMMONWEALTH EDISON COMPANY SECURED CORP	..0.	2	...	1.F FE	61,089	.81.3680	40,684	50,000	60,787		(282)			.4.000	.2.814	MS	667	2,000	12/02/2021	03/01/2049

ANNUAL STATEMENT FOR THE YEAR 2022 OF THE AMERICAN EQUITY INVESTMENT LIFE INSURANCE COMPANY

SCHEDULE D - PART 1

Showing All Long-Term BONDS Owned December 31 of Current Year

1	2	Codes			6	7	Fair Value		10	11	Change in Book/Adjusted Carrying Value				Interest					Dates	
		3	4	5			8	9			12	13	14	15	16	17	18	19	20	21	22
CUSIP Identification	Description	C o d e	F o r e i g n	Bond Char	NAIC Designation, NAIC Designation Modifier and SVO Administrative Symbol	Actual Cost	Rate Used to Obtain Fair Value	Fair Value	Par Value	Book/ Adjusted Carrying Value	Unrealized Valuation Increase/ (Decrease)	Current Year's (Amortization) Accretion	Current Year's Other-Than-Temporary Impairment Recognized	Total Foreign Exchange Change in Book/ Adjusted Carrying Value	Rate of	Effective Rate of	When Paid	Admitted Amount Due and Accrued	Amount Received During Year	Acquired	Stated Contractual Maturity Date
202795-JT-8	COMMONWEALTH EDISON COMPANY SECURED CORP	2			1.F FE	4,696,950	69.2690	3,463,450	5,000,000	4,702,481		5,531			3.125	3.457	MS	46,007	156,250	02/10/2022	03/15/2051
207597-E6-6	CONNECTICUT LIGHT AND POWER CO SECURED C	1			1.E FE	3,219,348	86.2870	2,683,516	3,110,000	3,199,973		(2,704)			4.300	4.092	AO	28,232	133,730	09/04/2014	04/15/2044
210518-CP-9	CONSUMERS ENERGY COMPANY SECURED CORP_BN	1			1.F FE	10,185,565	101.7790	10,101,605	9,925,000	10,097,562		5,603	(9,499)		5.800	5.603	MS	169,497	575,650	09/20/2010	09/15/2035
210518-CZ-7	CONSUMERS ENERGY COMPANY SECURED CORP_BN	1			1.E FE	9,922,200	71.4100	7,140,960	10,000,000	9,933,083		1,849			3.250	3.291	FA	122,778	325,000	08/01/2016	08/15/2046
210518-DB-9	CONSUMERS ENERGY COMPANY SECURED CORP_BN	2			1.E FE	10,982,473	84.1080	7,949,075	9,451,000	10,943,998		(37,036)			4.050	3.130	MN	48,909	382,766	01/28/2022	05/15/2048
210518-DF-0	CONSUMERS ENERGY COMPANY SECURED CORP_BN	2			1.E FE	15,668,250	69.3360	10,400,385	15,000,000	15,651,445		(15,481)			3.100	2.868	FA	175,667	465,000	11/23/2021	08/15/2050
210518-DJ-2	CONSUMERS ENERGY COMPANY SECURED CORP_BN	2			1.E FE	45,843	57.1500	28,575	50,000	45,908		61			2.500	2.858	MN	208	1,250	12/02/2021	05/01/2060
210518-G*-1	CONSUMERS ENERGY COMPANY SECURED CORP_BN	1			1.E	5,000,000	85.7010	4,285,072	5,000,000	5,000,000					4.010	4.010	AO	50,125	200,500	10/01/2018	10/01/2038
210795-QB-9	UNITED AIRLINES 2012-2 PASS TH SECURED C				2.B FE	6,672,507	95.3040	6,313,120	6,624,205	6,634,491		(4,865)			4.000	3.902	AO	45,633	264,968	09/20/2012	10/29/2024
21623P-AG-2	COOK PARK CLO COOK_18-1A MEZZANIN ABS_AB	4			1.F FE	5,000,000	93.2530	4,662,662	5,000,000	5,000,000					5.829	5.870	JAJO	61,530	140,883	03/09/2018	04/17/2030
21623R-AA-1	COOK PARK CLO COOK_18-1A SUB ABS_ABS_18	4			3.C FE	6,000,000	79.0610	4,743,668	6,000,000	6,000,000					9.479	9.588	JAJO	120,069	390,493	03/09/2018	04/17/2030
22615M-AS-1	CRESTLINE DENALI CLO XIV LTD D SENIOR AB	4			1.G FE	2,720,000	92.2000	2,507,843	2,720,000	2,720,000					6.675	6.729	JAJO	34,797	94,537	11/01/2018	10/23/2031
22822R-BH-2	CROWN CASTLE TOWERS LLC SENIOR ABS_ABS	1			1.F FE	20,500,000	91.2440	18,705,080	20,500,000	20,500,000					4.241	4.250	MON	38,640	869,405	07/01/2018	07/15/2048
22845J-AE-1	CROWN POINT CLO LTD CRNPT_21-1 MEZZANIN				1.F FE	4,000,000	93.7870	3,751,484	4,000,000	4,000,000					6.379	6.423	JAJO	53,868	117,678	12/03/2021	01/17/2034
22845J-AG-6	CROWN POINT CLO LTD CRNPT_21-1 MEZZANIN				2.C FE	3,000,000	93.6790	2,810,381	3,000,000	3,000,000					7.679	7.742	JAJO	48,635	120,542	12/03/2021	01/17/2034
22846M-AG-8	CROWN POINT CLO LTD CRNPT_18-7 MEZZANIN	4			2.C FE	1,000,000	83.6390	836,390	1,000,000	1,000,000					7.743	7.814	JAJO	15,700	46,069	10/11/2018	10/20/2031
233046-AS-0	DB MASTER FINANCE LLC ABS_ABS_144A				2.B FE	3,960,000	77.0360	3,050,641	3,960,000	3,960,000					2.791	2.800	FIAN	12,587	119,427	10/15/2021	11/20/2051
247109-BR-1	DELMARVA POWER & LIGHT COMPANY SECURED C	1			1.F FE	14,917,350	78.7590	11,813,865	15,000,000	14,935,795		2,146			4.000	4.032	JD	50,000	600,000	06/19/2012	06/01/2042
24736X-AA-6	DELTA AIR LINES 2015-1 PASS TH SECURED C				1.F FE	3,476,455	91.2200	3,171,212	3,476,455	3,476,455					3.625	3.625	JJ	52,859	126,022	08/10/2015	01/30/2029
25255L-AA-0	DIAMETER CAPITAL CLO 2 LTD DCL ABS_ABS				1.A FE	750,938	95.9200	719,399	750,000	750,894		(24)			5.299	5.310	JAJO	8,390	16,575	11/01/2021	10/15/2036
25755T-AH-3	DOMINOS PIZZA MASTER ISSUER LL SENIOR AB	4			2.A FE	2,857,500	91.4740	2,613,883	2,857,500	2,857,500					4.118	4.136	JAJO	21,573	117,672	06/12/2017	07/25/2047
26208L-AE-8	DRIVEN BRANDS FUNDING LLC HONK SENIOR AB	4			2.C FE	976,561	89.8270	871,326	970,000	974,330		(1,014)			3.981	3.870	JAJO	7,616	38,616	12/06/2019	10/20/2049
26208Q-AG-2	DRIVE AUTO RECEIVABLES TRUST D SUB ABS_A				1.A FE	2,941,758	98.1960	2,945,870	3,000,000	2,943,948		2,190			2.700	5.044	MON	3,600		12/15/2022	05/17/2027
26208V-AG-1	DRIVE AUTO RECEIVABLES TRUST D SUB ABS_A				1.A FE	3,873,571	97.7530	3,874,927	3,964,000	3,875,772		2,201			3.050	4.879	MON	5,373		12/15/2022	05/15/2028
262104-AE-2	DRIVE AUTO RECEIVABLES TRUST D SUB ABS_A				1.C FE	4,492,007	96.4120	4,507,284	4,675,000	4,496,574		4,567			0.870	4.274	MON	1,808		12/16/2022	10/15/2027
26249B-AQ-4	DRYDEN SENIOR LOAN FUND DRSLF SENIOR ABS				1.A FE	1,599,413	98.6950	1,604,243	1,625,460	1,600,789		1,376			5.470	6.325	FIAN	11,607		11/17/2022	11/15/2028
26251L-AG-9	DRYDEN SENIOR LOAN FUND DRSLF ABS_ABS_6				1.F FE	952,831	94.3510	943,513	1,000,000	957,121		4,290			5.944	7.158	JAJO	12,383	18,585	06/28/2022	04/18/2031
26252E-AG-4	DRYDEN SENIOR LOAN FUND DRSLF MEZZANIN A	4			1.F FE	3,200,000	95.0170	3,040,558	3,200,000	3,200,000					6.229	6.273	JAJO	42,081	103,239	12/07/2018	01/16/2032
263901-AA-8	DUKE ENERGY INDIANA LLC SECURED CORP_BND	1			1.F FE	13,216,463	106.1860	13,004,550	12,247,000	13,106,102		(13,976)			6.350	5.663	FA	293,792	237,935	11/16/2022	08/15/2038
26442C-AB-0	DUKE ENERGY CAROLINAS LLC SECURED CORP_B				1.F FE	13,359,964	105.3400	10,098,975	9,587,000	13,164,877		(187,044)			6.000	2.917	JJ	265,240	575,220	12/03/2021	01/15/2038
26442C-AE-4	DUKE ENERGY CAROLINAS LLC SECURED CORP_B	1			1.F FE	5,459,270	105.5320	5,143,615	4,874,000	5,296,483		(17,705)			6.050	5.220	AO	62,252	294,877	12/06/2010	04/15/2038
26442C-AH-7	DUKE ENERGY CAROLINAS LLC SECURED CORP_B	1			1.F FE	10,239,800	98.6800	9,867,950	10,000,000	10,180,567		(6,474)			5.300	5.140	FA	200,222	530,000	12/01/2010	02/15/2040
26442C-BH-6	DUKE ENERGY CAROLINAS LLC SECURED CORP_B	2			1.F FE	4,919,553	75.9900	3,750,116	4,935,000	4,919,844		291			3.550	3.567	MS	51,584	92,949	03/01/2022	03/15/2052
26442U-AP-9	DUKE ENERGY PROGRESS LLC SECURED CORP_BN	2			1.F FE	8,917,103	81.1800	7,302,159	8,995,000	8,918,324		1,220			4.000	4.050	AO	89,950	193,892	03/14/2022	04/01/2052
26444H-AL-5	DUKE ENERGY FLORIDA LLC SECURED CORP_BND	2			1.F FE	14,467,065	68.5990	9,981,155	14,550,000	14,469,055		1,898			3.000	3.029	JD	19,400	452,263	11/29/2021	12/15/2051
27830T-AJ-4	EATON VANCE CDO LTD EATON_14-1 MEZZANIN	4			1.F FE	8,000,000	93.6330	7,490,643	8,000,000	8,000,000					6.179	6.225	JAJO	104,359	252,135	08/02/2018	07/15/2030
27831B-AJ-4	EATON VANCE CDO LTD EATON_14-1 MEZZANIN	4			2.C FE	4,050,000	87.3960	3,539,544	4,050,000	4,050,000					7.129	7.191	JAJO	60,954	166,866	08/02/2018	07/15/2030
27831B-AG-8	EATON VANCE CDO LTD 18-1A SENIOR ABS_ABS	4			1.F FE	9,000,000	94.1820	8,476,403	9,000,000	9,000,000					6.279	6.318	JAJO	122,443	292,827	09/21/2018	10/15/2030
27831B-AJ-2	EATON VANCE CDO LTD 18-1A MEZZANIN ABS_A	4			2.C FE	9,000,000	87.3880	7,860,431	9,000,000	9,000,000					7.279	7.333	JAJO	141,943	384,577	09/21/2018	10/15/2030
27831E-AA-5	EATON VANCE CDO LTD 18-1A SUB ABS_ABS_1	4			3.C FE	10,000,000	81.1390	8,113,872	10,000,000	10,000,000					10.079	10.188	JAJO	218,381	712,752	09/21/2018	10/15/2030
28165A-AA-7	EDVESTINU PRIVATE EDUCATION LO ABS_ABS				1.A FE	10,678,709	96.3310	10,547,879	10,949,649	10,688,667		9,958			5.250	5.970	MON	9,581	137,327	09/19/2022	11/26/2040
28622X-AE-6	ELEVATION CLO LTD AIWPT_18-9A SUB ABS_ABS	4			1.F FE	7,350,000	94.5960	6,952,842	7,350,000	7,350,000					6.379	6.429	JAJO	98,983	246,635	07/02/2018	07/15/2031
28622X-AG-1	ELEVATION CLO LTD AIWPT_18-9A ABS_ABS_18	4			2.C FE	10,000,000	87.2440	8,724,389	10,000,000	10,000,000					7.579	7.649	JAJO	160,004	457,891	07/02/2018	07/15/2031
29002G-AB-7	ELMWOOD CLO IV LTD ELMW4_20-1A ABS MW5_4				1.A FE	985,000	98.4010	984,008	1,000,000	985,000					5.319	5.744	JAJO	11,525		12/29/2022	04/15/2033
29002G-AC-5	ELMWOOD CLO IV LTD ELMW4_20-1A MEZZANIN	4			1.C FE	5,000,000	96.5500	4,827,504	5,000,000	5,000,000					5.779	5.820	JAJO	61,002	137,195	02/26/2020	04/15/2033

ANNUAL STATEMENT FOR THE YEAR 2022 OF THE AMERICAN EQUITY INVESTMENT LIFE INSURANCE COMPANY

SCHEDULE D - PART 1

Showing All Long-Term BONDS Owned December 31 of Current Year

1	2	Codes			6	7	Fair Value		10	11	Change in Book/Adjusted Carrying Value				Interest					Dates	
		3	4	5			8	9			12	13	14	15	16	17	18	19	20	21	22
CUSIP Identification	Description	C o d e	F o r e i g n	Bond Char	NAIC Designation, NAIC Designation Modifier and SVO Administrative Symbol	Actual Cost	Rate Used to Obtain Fair Value	Fair Value	Par Value	Book/ Adjusted Carrying Value	Unrealized Valuation Increase/ (Decrease)	Current Year's (Amor-tization) Accretion	Current Year's Other-Than-Temporary Impairment Recognized	Total Foreign Exchange Change in Book/ Adjusted Carrying Value	Rate of	Effective Rate of	When Paid	Admitted Amount Due and Accrued	Amount Received During Year	Acquired	Stated Contractual Maturity Date
29002G-AD-3	ELMWOOD CLO IV LTD ELMW4 20-1A MEZZANIN	..0.	4		..1.F FE	8,750,000	..94.4380	8,263,336	8,750,000	8,750,000					..6.129	..6.175	JAJJ	113,219	271,312	02/26/2020	04/15/2033
29364N-AR-9	ENTERGY MISSISSIPPI LLC SECURED CORP_BND	..0.	1		..1.F FE	11,902,680	..99.1320	11,895,876	12,000,000	11,994,568		10,609			..3.100	..3.192	JJ	186,000	372,000	02/19/2013	07/01/2023
29365T-AJ-3	ENTERGY TEXAS INC SECURED CORP_BND	..0.	2		..1.G FE	55,141	..71.6380	35,819	50,000	55,009		(123)			..3.550	..2.996	MS	449	1,775	12/02/2021	09/30/2049
29365T-AK-0	ENTERGY TEXAS INC SECURED CORP_BND	..0.	1		..1.G FE	737,076	..77.7740	575,528	740,000	737,657		262			..1.750	..1.792	MS	3,813	12,950	10/15/2020	03/15/2031
29366M-AB-4	ENTERGY ARKANSAS LLC SECURED CORP_BND	..0.	1		..1.F FE	373,757	..60.4820	226,806	375,000	373,812		28			..2.650	..2.666	JD	442	9,938	09/10/2020	06/15/2051
29374G-AB-7	ENTERPRISE FLEET FINANCING LLC ABS_ABS	..0.			..1.A FE	39,614,558	100.4570	39,801,870	39,621,000	39,614,570		13			..5.760	..5.834	MON	69,733	183,841	11/16/2022	10/22/2029
30191E-AJ-4	FDF LTD FDF_19-5A ABS_ABS_SR 144A	..0.			..1.C FE	4,000,000	..89.1670	3,566,692	4,000,000	4,000,000					..3.500	..3.500	JJ	60,667	70,000	01/11/2022	01/25/2038
30191E-AL-9	FDF LTD FDF_19-5A ABS_ABS_SR 144A	..0.			..1.F FE	4,000,000	..82.4460	3,297,828	4,000,000	4,000,000					..3.919	..3.919	JJ	67,929	78,380	01/11/2022	01/25/2038
30191E-AN-5	FDF LTD FDF_19-5A ABS_ABS_SR 144A	..0.			..2.B FE	3,000,000	..88.6780	2,660,336	3,000,000	3,000,000					..5.769	..5.769	JJ	74,997	86,535	01/11/2022	01/25/2038
30605Y-AB-7	FALCON AEROSPACE LTD FLOCN_17 SENIOR ABS	..0.	4		..1.G FE	819,654	..90.7030	743,449	819,656	820,066		(303)			..4.581	..4.571	MON	1,669	37,548	02/01/2017	02/15/2042
31745#-AA-9	FC12018-1 NOTE ABS_ABS	..0.	4		..1.E PL	5,471,179	..94.2500	5,156,586	5,471,179	5,471,179					..5.500	..5.798	MON	25,076	306,005	10/22/2019	11/15/2030
33768E-AA-0	FIRSTKEY HOMES TRUST FKX_22-SF ABS_ABS	..0.			..1.A FE	7,501,409	..94.3370	7,546,958	8,000,000	7,511,312		9,903			..4.250	..6.252	MON	27,389		11/16/2022	11/17/2027
341081-EP-8	FLORIDA POWER & LIGHT CO SECURED CORP_BN	..0.	1		..1.E FE	712,386	106.2420	754,320	710,000	711,446		(103)			..5.850	..5.823	FA	17,306	41,535	02/11/2010	02/01/2033
341081-ER-4	FLORIDA POWER & LIGHT CO SECURED CORP_BN	..0.	1		..1.E FE	9,467,776	105.4200	9,487,773	9,000,000	9,449,568		(5,056)			..5.950	..5.331	AO	133,875	92,225	11/16/2022	10/01/2033
341081-EX-1	FLORIDA POWER & LIGHT CO SECURED CORP_BN	..0.	1		..1.E FE	4,636,446	105.4900	4,715,412	4,470,000	4,606,233		(394,485)			..6.200	..5.865	JD	23,095	277,140	10/27/2010	06/01/2036
341081-FD-4	FLORIDA POWER & LIGHT CO SECURED CORP_BN	..0.	1		..1.E FE	25,952,000	..98.4480	24,612,050	25,000,000	25,725,419		(25,277)			..5.250	..5.000	FA	546,875	1,312,500	06/02/2011	02/01/2041
341081-FR-3	FLORIDA POWER & LIGHT CO SECURED CORP_BN	..0.	2		..1.D FE	14,360,126	..84.5340	9,788,991	11,580,000	14,273,550		(73,713)			..4.125	..2.819	JD	39,806	477,675	10/22/2021	06/01/2048
341081-FU-6	FLORIDA POWER & LIGHT CO SECURED CORP_BN	..0.	2		..1.D FE	12,215,400	..83.4510	8,345,110	10,000,000	12,149,103		(56,391)			..3.990	..2.809	MS	133,000	399,000	10/22/2021	03/01/2049
341081-GE-1	FLORIDA POWER & LIGHT CO SECURED CORP_BN	..0.	2		..1.D FE	18,019,484	..68.2280	12,298,043	18,025,000	18,019,788		268			..2.875	..2.876	JD	38,866	541,251	12/02/2021	12/04/2051
341099-CB-3	DUKE ENERGY FLORIDA LLC SECURED CORP_BND	..0.	1		..1.F FE	1,754,310	102.8280	1,662,730	1,617,000	1,698,713		(5,956)			..5.900	..5.252	MS	31,801	95,403	10/26/2010	03/01/2033
341099-CJ-1	DUKE ENERGY FLORIDA LLC SECURED CORP_BND	..0.	1		..1.F FE	11,998,100	110.4570	11,045,700	10,000,000	11,436,464		(60,168)			..6.400	..5.050	JD	28,444	640,000	11/01/2010	06/15/2038
344170-AA-6	FOCUS BRANDS FUNDING LLC FOCUS SENIOR AB	..0.	4		..2.B FE	960,000	..91.2850	876,337	960,000	960,000					..5.184	..5.217	JAJJ	8,433	49,766	10/19/2018	10/30/2048
347466-AC-8	FORT IRWIN LAND LLC SENIOR MUNITAX_BND R	..0.			..1.E FE	15,954,150	..97.3630	14,604,381	15,000,000	15,700,201		(67,018)			..5.170	..4.498	JD	34,467	775,500	12/10/2018	12/15/2035
347508-AB-9	FORT KNOX MILITARY HOUSING PRI SENIOR MU	..0.	2		..1.F FE	4,399,210	70.0000	5,007,231	7,153,186	4,634,029		(1,205,493)			..4.658	..8.020	MON	15,734	134,237	08/04/2010	02/15/2052
348609-AE-8	FORT SAM HOUSTON FAMILY HSG LP MUNITAX_B	..0.			..1.C FE	25,362,436	..93.9430	20,315,245	21,625,000	24,888,317		(93,621)			..5.775	..4.629	MS	367,715	1,248,844	05/11/2017	03/15/2050
34960J-AW-5	FORTRESS CREDIT OPPORTUNITIES SENIOR ABS	..0.			..1.C FE	4,957,425	..97.3850	4,820,569	4,950,000	4,955,768		(89)			..6.559	..5.966	JAJJ	68,004	150,077	10/14/2021	07/10/2030
34960J-AY-1	FORTRESS CREDIT OPPORTUNITIES MEZZANIN A	..0.			..1.G FE	1,599,989	..94.3960	1,510,343	1,600,000	1,599,902		(1,605)			..6.559	..6.606	JAJJ	24,194	58,217	10/28/2021	07/10/2030
34960K-AF-9	FORTRESS CREDIT OPPORTUNITIES ABS_ABS	..0.			..3.C FE	1,487,019	80.0110	1,200,170	1,500,000	1,488,614		1,124			11.289	11.654	JAJJ	39,040	98,187	01/20/2022	07/10/2030
34960N-AS-5	FORTRESS CREDIT BSL LIMITED FC MEZZANIN	..0.			..1.F FE	2,000,400	..95.7990	1,915,988	2,000,000	2,000,210		(168)			..6.494	..6.538	JAJJ	27,057	67,756	10/19/2021	04/18/2031
34962D-AA-7	FORTRESS CREDIT BSL LIMITED FC MEZZANIN	..0.	4		..2.C FE	17,302,301	..91.6620	15,857,460	17,300,000	17,303,310		1,009			..8.593	..8.677	JAJJ	301,432	747,948	04/01/2022	05/10/2051
34962X-AG-7	FORTRESS CREDIT BSL LIMITED FC ABS_ABS	..0.	4		..1.C FE	3,892,624	..97.1330	3,885,340	4,000,000	3,893,184		560			..6.543	..7.231	JAJJ	53,068		12/21/2022	10/20/2033
35042P-AA-8	FOUNDATION FINANCE TRUST FFIN ABS_ABS_2	..0.			..1.D FE	19,357,195	..90.9200	17,600,086	19,357,675	19,357,204		(23)			..2.190	..2.200	MON	18,841	445,253	11/17/2021	01/15/2042
361863-AA-1	GMAC COMMERCIAL MORTGAGE ASSET PRELOC MU	..0.	4		..1.G	15,043,957	..95.5720	13,956,922	14,603,568	14,967,791		(15,489)			..5.363	..5.777	MON	51,394	881,033	10/16/2015	08/10/2042
36186V-AA-9	GMAC COMMERCIAL MORTGAGE ASSET LCF MUNI	..0.	4		..1.C FE	37,965,064	..91.1790	30,222,149	33,145,953	37,414,486		103,090			..6.049	..5.105	MON	116,958	2,005,020	06/29/2017	12/10/2043
36186X-AD-9	GMAC COMMERCIAL MORTGAGE ASSET SENIOR MU	..0.	4		..2.A FE	37,189,240	..75.9540	28,250,453	37,194,160	37,189,640		(272)			..5.174	..5.231	MON	112,258	1,924,426	11/23/2012	07/10/2050
36186X-AA-7	GMAC COMMERCIAL MORTGAGE ASSET MUNITAX_B	..0.	4		..2.A FE	4,748,156	..6.0110	3,940,493	8,100,862	3,810,862		(109,462)			..0.576	..6.058	MON	22,026	377,595	11/28/2012	07/10/2050
362569-AF-2	GM FINANCIAL AUTOMOBILE LEASIN SUB ABS_A	..0.			..1.C FE	7,416,504	..99.0220	7,426,673	7,500,000	7,431,487		14,983			..1.110	..7.304	MON	2,544	6,938	12/15/2022	10/21/2024
36321L-AA-7	GALAXY CLO LTD GALXY_18-26A SENIOR ABS_A	..0.			..1.A FE	787,549	..98.5050	792,579	804,607	788,033		484			..5.865	..6.673	FMAN	5,243		11/22/2022	11/22/2031
38012L-AA-7	GMAC COMMERCIAL MORTGAGE ASSET LCF MUNI	..0.	4		..1.E	4,554,612	..86.3300	3,931,996	4,554,612	4,554,612					..5.364	..5.424	MON	14,251	244,309	12/04/2012	05/10/2051
38013A-AB-8	GMAC COMMERCIAL MORTGAGE ASSET LCF MUNI	..0.	4		..2.A FE	21,202,299	..86.5380	18,349,381	21,203,843	21,202,347		(177)			..5.587	..5.652	MON	69,105	1,184,659	08/25/2011	05/10/2050
38013A-AC-6	GMAC COMMERCIAL MORTGAGE ASSET MUNITAX_B	..0.	4		..2.A FE	7,806,917	..8.2700	5,189,968	6,905,054			886,775			..1.013	..4.318	MON	37,084	635,671	08/31/2011	05/10/2050
38081E-AA-9	GOLDEN BEAR GLDN_16-1A SENIOR ABS_ABS_1	..0.	4		..1.A FE	2,189,841	..87.7200	1,920,923	2,189,841	2,189,841					..3.750	..7.343	MS	23,039	82,153	06/15/2016	09/20/2047
38137P-AY-6	GOLDENTREE LOAN OPPORTUNITIES MEZZANIN A	..0.	4		..2.C FE	10,000,000	..94.1810	9,418,059	10,000,000	10,000,000					..7.293	..7.356	JAJJ	147,877	415,062	08/08/2018	07/21/2031
38151J-AA-3	GOLDMAN HOME IMPROVEMENT TRUST ABS_ABS	..0.			..1.A FE	5,236,522	..99.8720	5,252,129	5,258,855	5,236,964		442			..6.800	..6.996	MON	5,960	44,700	11/01/2022	10/25/2052
38175U-AJ-1	GOLUB CAPITAL PARTNERS CLO LTD MEZZANIN	..0.	4		..2.C FE	1,000,000	..89.5370	895,367	1,000,000	1,000,000					..7.543	..7.611	JAJJ	15,295	44,041	08/15/2018	07/20/2030

ANNUAL STATEMENT FOR THE YEAR 2022 OF THE AMERICAN EQUITY INVESTMENT LIFE INSURANCE COMPANY

SCHEDULE D - PART 1

Showing All Long-Term BONDS Owned December 31 of Current Year

1	2	Codes			6	7	Fair Value		10	11	Change in Book/Adjusted Carrying Value				Interest					Dates	
		3	4	5			8	9			12	13	14	15	16	17	18	19	20	21	22
CUSIP Identification	Description	C o d e	F o r e i g n	Bond Char	NAIC Designation, NAIC Designation Modifier and SVO Administrative Symbol	Actual Cost	Rate Used to Obtain Fair Value	Fair Value	Par Value	Book/ Adjusted Carrying Value	Unrealized Valuation Increase/ (Decrease)	Current Year's (Amor-tization) Accretion	Current Year's Other-Than-Temporary Impairment Recognized	Total Foreign Exchange Change in Book/ Adjusted Carrying Value	Rate of	Effective Rate of	When Paid	Admitted Amount Due and Accrued	Amount Received During Year	Acquired	Stated Contractual Maturity Date
38178D-AE-7	GOLUB CAPITAL PARTNERS CLO LTD ABS_ABS	..0. 1.C FE	2,216,542	..96.2250	2,213,169	2,300,000	2,216,765	..	2235.913	..6.530	JAU	26,823	..	12/21/2022	..04/20/2035
38411D-AC-8	GRACIE POINT INTERNATIONAL FUN SENIOR AB 1.C FE	6,660,000	100.0820	6,665,442	6,660,000	6,660,0006.950	..7.103	MON	40,151	36,002	10/27/2022	11/01/2024
38411H-AA-3	GRACIE POINT INTERNATIONAL FUN ABS_ABS 1.C FE	52,236,506	..99.2950	51,868,103	52,236,506	52,236,5065.950	..6.008	MON	259,004	1,271,605	11/01/2022	04/01/2024
38411H-AB-1	GRACIE POINT INTERNATIONAL FUN ABS_ABS 1.D FE	27,159,000	..99.6540	27,064,959	27,159,000	27,159,0006.450	..6.527	MON	145,979	750,536	03/25/2022	08/01/2024
39057W-AC-3	GREAT LAKES CLO LTD GRTLK_21 ABS_ABS_1	..0. 1.C FE	5,000,000	..91.8410	4,592,073	5,000,000	5,000,0006.079	..6.124	JAU	64,169	137,425	10/27/2021	01/15/2034
39121J-AE-0	GREAT RIVER ENERGY SECURED CORP_BND 144A 1.G FE	24,211,466	102.3750	23,033,281	22,498,931	23,828,732	..	(80,564)6.254	..5.031	JJ	703,542	1,416,863	01/28/2020	07/01/2038
40437H-AG-6	HIGHBRIDGE LOAN MANAGEMENT LTD MEZZANIN	..0.	4 1.F FE	10,000,000	..93.3750	9,337,541	10,000,000	10,000,0006.193	..6.239	JAU	125,572	303,534	06/15/2018	07/20/2030
40437H-AJ-0	HIGHBRIDGE LOAN MANAGEMENT LTD MEZZANIN	..	4 2.C FE	7,200,000	..88.9550	6,404,769	7,200,000	7,200,0007.143	..7.204	JAU	104,282	287,894	06/15/2018	07/20/2030
40437L-AJ-1	HIGHBRIDGE LOAN MANAGEMENT LTD MEZZANIN	..0.	4 1.F FE	10,000,000	..94.2540	9,425,437	10,000,000	10,000,0006.229	..6.276	JAU	134,965	320,266	08/30/2018	10/15/2030
40437L-AL-6	HIGHBRIDGE LOAN MANAGEMENT LTD MEZZANIN	..	4 2.C FE	9,000,000	..88.5820	7,972,368	9,000,000	9,000,0007.079	..7.139	JAU	138,043	366,227	08/30/2018	10/15/2030
40490A-AG-5	HLA_18-2A ABS_ABS_18-2A 144A	..0.	4 1.F FE	10,000,000	..94.6980	9,469,799	10,000,000	10,000,0006.675	..6.729	JAU	127,929	350,009	11/21/2018	01/22/2031
40490A-AJ-9	HLA_18-2A SENIOR ABS_ABS_18-2A 144A	..	4 2.C FE	9,000,000	..86.0430	7,743,859	9,000,000	9,000,0007.725	..7.797	JAU	133,249	411,346	11/21/2018	01/22/2031
40490B-AG-3	HLA_17-2A SENIOR ABS_ABS_17-2A 144A	..0.	4 2.C FE	10,150,000	..86.7630	8,806,434	10,150,000	10,150,0007.179	..7.242	JAU	153,833	424,541	10/10/2017	01/17/2030
40538T-AE-3	HALCYON LOAN ADVISORS FUNDING MEZZANIN A	..0. 1.F FE	10,000,000	..92.5280	9,252,821	10,000,000	10,000,0006.393	..6.442	JAU	129,627	323,812	05/11/2018	07/21/2031
40538T-AG-8	HALCYON LOAN ADVISORS FUNDING SENIOR ABS	..	4 2.C FE	7,500,000	..84.5340	6,340,028	7,500,000	7,500,0007.443	..7.510	JAU	113,189	322,805	05/11/2018	07/21/2031
41154X-AL-9	HARBOR PARK CLO LTD HARB_18-1A MEZZANIN	..0.	4 1.F FE	7,000,000	..94.3460	6,604,208	7,000,000	7,000,0006.293	..6.340	JAU	89,320	223,120	11/15/2018	01/20/2031
41154X-AN-5	HARBOR PARK CLO LTD HARB_18-1A ABS_ABS	..	4 2.C FE	5,750,000	..92.3760	5,311,622	5,750,000	5,750,0007.143	..7.204	JAU	83,280	229,916	11/15/2018	01/20/2031
41164B-AA-2	HARBOURVIEW DEBT ABS_ABS	..0. 1.G PL	50,000,000	..87.7600	43,880,000	50,000,000	50,000,0002.150	..2.151	MN	77,639	1,788,972	12/16/2021	12/13/2051
412493-AG-3	HARFORD CNTY MD MUNITAX_BND REV	..0. 1.E FE	11,180,000	110.9940	12,409,129	11,180,000	11,180,0007.600	..7.599	JD	37,764	849,680	12/16/2009	12/15/2039
42086N-AL-2	HAYFIN KINGSLAND XI LTD KING_1 MEZZANIN	..0. 1.F FE	5,000,000	..93.9390	4,696,946	5,000,000	5,000,0006.693	..6.747	JAU	65,996	168,868	10/21/2021	10/20/2034
42770Q-AA-0	HERO FUNDING TRUST HERO_14-2A ABS_ABS_1	..	4 1.A FE	1,530,602	..93.3850	1,430,329	1,531,644	1,530,864	..	373.990	..3.998	MS	17,145	61,113	10/17/2014	09/21/2040
42770W-AA-7	HERO FUNDING TRUST HERO_16-2A SENIOR ABS	..	4 1.A FE	969,004	..97.6610	946,648	969,321	979,094	..	163.750	..3.760	MON	1,111	39,528	05/26/2016	09/20/2041
44330B-AP-9	HPS INVESTMENT PARTNERS CLO HL SUB ABS_A	..0.	4 1.F FE	1,411,388	..94.3110	1,438,244	1,525,000	1,473,209	..	9,9996.143	..7.221	JAU	18,995	45,777	10/18/2017	10/22/2029
44330B-AR-5	HPS INVESTMENT PARTNERS CLO HL SUB ABS_A	..0.	4 2.C FE	1,587,680	..89.6690	1,434,704	1,606,034	1,606,034	..	(962)7.143	..7.090	JAU	23,174	63,977	10/18/2017	10/22/2029
44933W-AG-4	ICG US CLO LTD ICG_15-2RA MEZZANIN ABS_A	..0. 2.C FE	955,484	..90.7920	907,923	1,000,000	955,666	..	1827.579	..8.604	JAU	16,000	..	12/21/2022	01/16/2033
45138L-BF-9	IDAHO POWER COMPANY SECURED CORP_BND	..0.	1 1.G FE	9,963,000	..81.4780	8,147,830	10,000,000	9,966,136	..	7444.200	..4.222	MS	140,000	420,000	03/13/2018	03/01/2048
455434-BP-4	INDIANAPOLIS POWER & LIGHT CO SECURED CO	..0.	1 1.G FE	10,354,900	..83.9820	8,398,230	10,000,000	10,274,310	..	(9,317)4.875	..4.651	MN	81,250	487,500	03/23/2012	11/01/2041
46616K-AQ-7	JFIN CLO LTD JFIN_13-1A MEZZANIN ABS_ABS	..0.	4 1.F FE	2,911,671	..97.6550	2,929,661	3,000,000	2,912,332	..	6614.739	..8.413	JAU	44,971	..	12/21/2022	01/20/2030
46616K-AS-3	JFIN CLO LTD JFIN_13-1A MEZZANIN ABS_ABS	..0.	4 2.C FE	985,000	..95.2210	952,205	1,000,000	990,576	..	1,7568.223	..8.520	JAU	16,674	50,935	12/24/2019	01/20/2030
47232X-AA-6	JEFFRIES MILITARY HOUSING TRUS LOF MUNIT	..0.	4 1.G FE	18,201,364	..95.4090	16,358,346	17,145,497	18,097,391	..	(34,851)6.730	..6.305	MON	67,310	1,153,892	02/20/2018	06/10/2055
48253U-AE-6	KKR FINANCIAL CLO LTD KKR_34A ABS_ABS_3	..0.	4 1.F FE	4,000,000	..94.8480	3,793,915	4,000,000	4,000,0006.279	..6.322	JAU	54,419	159,445	06/04/2021	07/15/2034
485260-BJ-1	EVERGY KANSAS SOUTH INC SECURED CORP_BND	..0. 1.F FE	11,799,360	101.8980	8,151,856	8,000,000	11,577,876	..	(189,655)6.530	..2.839	JD	23,218	522,400	10/27/2021	12/15/2037
48661A-AJ-5	KAYNE CLO KAYNE_18-1A ABS_ABS_18-1A-AR 1.A FE	19,669,403	..98.4210	19,694,038	20,010,000	19,674,509	..	5,1065.059	..5.752	JAU	219,339	..	12/21/2022	07/15/2031
48661Q-AJ-0	KAYNE CLO LTD KAYNE_20-9A MEZZANIN ABS_A	..0. 1.F FE	5,390,072	..94.9440	5,079,508	5,350,000	5,386,004	..	(3,599)6.679	..6.613	JAU	75,437	195,885	12/06/2021	01/17/2034
491674-BG-1	KENTUCKY UTILITIES COMPANY SECURED CORP	..0.	1 1.F FE	16,960,593	..94.9150	16,135,533	17,000,000	16,969,700	..	8945.125	..5.140	MN	145,208	871,250	07/06/2011	11/01/2040
491674-BJ-5	KENTUCKY UTILITIES COMPANY SECURED CORP	..0.	1 1.F FE	14,892,000	..85.4910	12,823,605	15,000,000	14,910,864	..	2,4894.650	..4.695	MN	89,125	697,500	11/06/2013	11/15/2043
50190A-AV-4	LGM LTD PARTNERSHIP LGM_17A MEZZANIN ABS	..	4 2.C FE	7,000,000	..80.7490	5,652,406	7,000,000	7,000,0007.079	..7.140	JAU	104,614	284,843	08/24/2018	10/15/2031
50200J-AJ-0	LGM LTD PARTNERSHIP LGM_27A MEZZANIN ABS	..0.	4 1.F FE	7,000,000	..91.8230	6,427,633	7,000,000	7,000,0006.029	..6.073	JAU	89,097	211,392	07/02/2018	07/16/2031
50200J-AL-5	LGM LTD PARTNERSHIP LGM_27A MEZZANIN ABS	..	4 2.C FE	6,000,000	..81.0760	4,864,586	6,000,000	6,000,0007.029	..7.089	JAU	89,036	241,860	07/02/2018	07/16/2031
50200Q-AA-3	LGM LTD PARTNERSHIP LGM_18-28A SUB_ABS_A	..	4 3.C FE	2,750,000	..76.6700	2,108,412	2,750,000	2,750,0009.993	..10.112	JAU	55,722	189,423	10/16/2018	10/20/2030
50558B-BE-2	SPIRE MISSOURI INC SECURED CORP_BND	..0.	1 1.F FE	8,902,310	..98.3700	8,361,416	8,500,000	8,754,329	..	(18,343)6.000	..5.611	MN	85,000	510,000	12/10/2012	05/01/2034
50558B-BF-9	SPIRE MISSOURI INC SECURED CORP_BND	..0.	1 1.F FE	3,952,000	..98.4600	3,967,063	4,000,000	3,967,063	..	1,5336.150	..6.242	JD	20,500	246,000	04/01/2009	06/01/2036
510760-AE-1	THL CREDIT LAKE SHORE MM CLO 1 ABS_ABS	..0. 1.F FE	5,000,000	..92.2220	4,611,086	5,000,000	5,000,0006.579	..6.632	JAU	69,446	170,420	10/29/2021	10/17/2031
52604B-AA-4	LENDMARK FUNDING TRUST LFT_20 ABS_ABS_2	..	4 1.C FE	43,366,084	..91.9030	39,858,201	43,370,000	43,370,917	..	2,7473.330	..3.391	MON	44,129	1,444,221	02/26/2020	09/20/2030
52604B-AB-2	LENDMARK FUNDING TRUST LFT_20 ABS_ABS_2	..	4 1.F FE	3,959,970	..89.7090	3,552,492	3,960,000	3,959,7093.840	..3.872	MON	4,646	152,064	02/26/2020	09/20/2030

ANNUAL STATEMENT FOR THE YEAR 2022 OF THE AMERICAN EQUITY INVESTMENT LIFE INSURANCE COMPANY

SCHEDULE D - PART 1

Showing All Long-Term BONDS Owned December 31 of Current Year

1	2	Codes			6	7	Fair Value		10	11	Change in Book/Adjusted Carrying Value				Interest					Dates	
		3	4	5			8	9			12	13	14	15	16	17	18	19	20	21	22
CUSIP Identification	Description	C o d e	F o r e i g n	Bond Char	NAIC Designation, NAIC Designation Modifier and SVO Administrative Symbol	Actual Cost	Rate Used to Obtain Fair Value	Fair Value	Par Value	Book/ Adjusted Carrying Value	Unrealized Valuation Increase/ (Decrease)	Current Year's (Amor-tization) Accretion	Current Year's Other-Than-Temporary Impairment Recognized	Total Foreign Exchange Change in Book/ Adjusted Carrying Value	Rate of	Effective Rate of	When Paid	Admitted Amount Due and Accrued	Amount Received During Year	Acquired	Stated Contractual Maturity Date
52604B-AC-0	LENDMARK FUNDING TRUST LFT_20 ABS_ABS_2		4		2.B Z	4,467,735	.89.1100	3,983,204	4,470,000	4,468,132		251			4.280	4.327	MON	5,846	191,316	02/26/2020	09/20/2030
546676-AU-1	LOUISVILLE GAS AND ELECTRIC CO SECURED C	..0.	1		1.F FE	18,582,804	.92.7140	17,152,164	18,500,000	18,562,691		(2,413)			5.125	5.094	MON	121,149	948,125	07/06/2011	11/15/2040
546676-AV-9	LOUISVILLE GAS AND ELECTRIC CO SECURED C	..0.	1		1.F FE	25,518,868	.84.9570	19,960,530	23,495,000	25,454,215		(69,137)			4.650	4.014	MON	139,599	1,092,518	10/28/2021	11/15/2043
55026C-AB-3	LUMINACE ABS-2022 ISSUER LLC B ABS_ABS_	..0.			2.C FE	7,705,661	.91.3980	7,080,549	7,746,980	7,704,738		(923)			5.910	6.004	JAUO	77,580	197,144	05/19/2022	07/31/2062
55067@-AA-0	LUX AETERNA 2022-1 LLC ABS_ABS	..0.			1.F FE	114,571,336	100.9620	118,216,800	117,090,033	114,679,381		108,045			4.000	4.410	MON	143,110	738,891	12/13/2022	10/01/2050
55067@-AB-8	LUX AETERNA 2022-1 LLC ABS_ABS	..0.			2.B FE	13,282,483	.98.0300	13,699,125	13,974,439	13,301,151		18,668			4.250	5.311	MON	18,147	94,568	12/13/2022	10/01/2050
55067@-AC-6	LUX AETERNA 2022-1 LLC ABS_ABS	..0.			3.B FE	4,419,084	.93.8320	4,581,750	4,882,908	4,427,042		7,958			5.000	6.258	MON	7,460	52,934	12/13/2022	10/01/2050
55068*-AA-1	LUX AETERNA 2022-2 LLC ABS_ABS	..0.			1.F FE	114,660,851	100.8380	118,170,000	117,188,439	114,763,858		103,007			4.000	4.406	MON	143,230	331,079	12/13/2022	10/01/2050
55068*-AB-9	LUX AETERNA 2022-2 LLC ABS_ABS	..0.			2.B FE	13,292,860	.97.9400	13,699,125	13,987,260	13,311,466		18,606			4.250	5.304	MON	18,164	42,374	12/13/2022	10/01/2050
55068*-AC-7	LUX AETERNA 2022-2 LLC ABS_ABS	..0.			3.B FE	4,585,086	.94.4360	4,768,000	5,048,898	4,593,265		8,178			5.000	6.229	MON	7,714	19,389	12/13/2022	10/01/2050
55282@-AA-5	MASSAGE ENVY FRANCHISING LLC M SENIOR AB		4		2.B FE	31,040,000	.97.0800	30,133,690	31,040,000	31,040,000					6.448	6.498	JAUO	339,136	2,001,473	06/12/2019	07/30/2049
55283L-AA-3	MAPS LTD MAPSL_19-1A SENIOR ABS_ABS_19-	..0.	4		2.C	276,993	.87.7460	307,659	350,624	305,022		11,724			4.458	11.823	MON	695	15,631	04/21/2020	03/15/2044
55817E-AN-6	MADISON PARK FUNDING LTD MDPK SENIOR ABS	..0.			1.A FE	11,213,787	.98.4930	11,031,177	11,200,000	11,210,997		(2,556)			5.149	5.155	JAUO	121,749	235,386	10/21/2021	07/15/2033
55820C-AJ-4	MDPK_18-29A MEZZANIN ABS_ABS_29 144A	..0.			1.F FE	2,414,993	.94.9370	2,308,356	2,431,451	2,416,874		1,881			6.394	6.590	JAUO	32,387	65,477	04/01/2022	10/18/2030
56578K-AG-4	MARATHON CLO LTD MLO_18-12A SENIOR ABS	..0.	4		1.F FE	11,400,000	.92.0770	10,496,784	11,400,000	11,400,000					6.694	6.748	JAUO	158,976	409,323	09/06/2018	04/18/2031
56607B-AS-3	MARBLE POINT CLO LTD MP18_16-R MEZZANIN	..0.			2.C FE	5,000,000	.88.9220	4,446,099	5,000,000	5,000,000					7.627	7.697	JAUO	78,384	211,485	10/21/2021	11/16/2034
56846J-AC-2	MARNR_18-6A SENIOR ABS_ABS_18-6A 144A	..0.			1.C FE	5,821,860	.95.7260	5,743,579	6,000,000	5,825,151		3,291			6.054	6.848	JAUO	65,583		11/22/2022	07/28/2031
56847J-AA-5	MARINER FINANCE ISSUANCE TRUST SENIOR AB				1.A FE	32,888,635	.85.6990	28,186,384	32,890,000	32,888,797		147			2.100	2.110	MON	21,104	690,690	10/26/2021	11/20/2036
56847J-AB-3	MARINER FINANCE ISSUANCE TRUST SUB ABS_A				1.D FE	17,031,366	.82.8480	14,117,221	17,040,000	17,032,853		1,300			2.490	2.512	MON	12,965	424,296	10/26/2021	11/20/2036
56847P-AA-1	MARINER FINANCE ISSUANCE TRUST ABS_ABS		4		1.C PL	34,083,249	.91.0000	31,029,180	34,098,000	34,085,798		564			3.470	3.501	MON	36,153	1,183,201	12/18/2019	12/20/2034
56847P-AC-7	MARINER FINANCE ISSUANCE TRUST ABS_ABS		4		1.F PL	3,246,092	.90.3750	2,934,476	3,247,000	3,246,229		20			4.080	4.118	MON	4,784	132,478	12/18/2019	12/20/2034
56847P-AE-3	MARINER FINANCE ISSUANCE TRUST ABS_ABS				2.B PL	1,971,431	.88.8440	1,752,004	1,972,000	1,971,511		(17)			4.820	4.872	MON	3,432	94,919	12/18/2019	12/20/2034
56847Q-AA-9	MARINER FINANCE ISSUANCE TRUST SENIOR AB				1.A FE	5,750,814	.99.0840	5,739,962	5,793,000	5,754,096		3,282			6.450	6.857	MON	11,417	68,502	10/11/2022	10/20/2037
58524E-AB-8	MID-ATLANTIC FAMILY MILITARY C SENIOR MU	..0.			1.E FE	22,482,663	.89.5170	21,493,753	24,010,927	22,858,018		21,432			5.240	5.666	FA	524,239	1,258,173	05/08/2019	08/01/2050
59802M-AG-2	MIDOCEAN CREDIT CLO MIDO_18-9A SUB ABS_A	..0.	4		1.F FE	4,080,000	.93.0240	3,795,367	4,080,000	4,080,000					6.243	6.290	JAUO	51,647	125,910	07/03/2018	07/20/2031
59802M-AJ-6	MIDOCEAN CREDIT CLO MIDO_18-9A SUB ABS_A		4		2.C FE	9,000,000	.84.7000	7,622,996	9,000,000	9,000,000					7.543	7.611	JAUO	137,652	396,368	07/03/2018	07/20/2031
61946K-AA-2	MOSAIC SOLAR LOANS LLC MSAIC_2 ABS_ABS				1.D FE	7,362,689	.99.7220	7,342,534	7,363,000	7,362,662		(26)			6.160	6.239	MON	20,158		12/12/2022	06/20/2053
62432F-AN-4	MOUNTAIN VIEW CLO MVEW_16-1A MEZZANIN AB	..0.	4		1.C FE	5,000,000	.93.9950	4,699,752	5,000,000	5,000,000					5.861	5.898	JAUO	64,307	143,237	02/12/2020	04/14/2033
62432F-AQ-7	MOUNTAIN VIEW CLO MVEW_16-1A MEZZANIN AB	..0.			1.F FE	10,000,000	.93.0870	9,308,678	10,000,000	10,000,000					6.461	6.506	JAUO	141,780	347,306	02/12/2020	04/14/2033
62432H-AU-5	MOUNTAIN VIEW CLO MVEW_17-1A MEZZANIN AB	..0.	4		2.B FE	7,423,500	.91.6290	6,872,152	7,500,000	7,466,735		6,645			7.679	7.855	JAUO	121,586	351,617	07/12/2017	10/16/2029
62432L-AG-6	MOUNTAIN VIEW CLO LLC MVEW_17 MEZZANIN A	..0.	4		2.C FE	9,000,000	.84.4100	7,596,868	9,000,000	9,000,000					7.179	7.242	JAUO	136,404	376,440	12/15/2017	01/16/2031
62848F-AJ-1	MYERS_18-1A MEZZANIN ABS_ABS_18-1A 144A	..0.	4		1.F FE	5,500,000	.95.2980	5,241,381	5,500,000	5,500,000					6.293	6.340	JAUO	70,180	172,520	08/16/2018	10/20/2030
62848F-AL-6	MYERS_18-1A MEZZANIN ABS_ABS_18-1A 144A	..0.	4		2.C FE	7,000,000	.88.7700	6,213,918	7,000,000	7,000,000					7.293	7.356	JAUO	103,514	290,543	08/16/2018	10/20/2030
62848G-AA-8	MYERS_18-1A ABS_ABS_18-1A 144A		4		3.C FE	4,000,000	.81.8910	3,275,652	4,000,000	4,000,000					9.743	9.856	JAUO	79,023	265,386	08/16/2018	10/20/2030
63940Y-AB-2	NAVIENT STUDENT LOAN TRUST NAV SENIOR AB				1.A FE	585,433	.94.4280	585,181	619,710	585,649		216			3.130	6.808	MON	862	1,616	12/08/2022	02/15/2068
63941C-AC-7	NAVIENT STUDENT LOAN TRUST NAV SENIOR AB				1.A FE	1,197,265	.97.0380	1,197,352	1,233,896	1,197,417		153			5.368	6.104	MON	2,869	5,062	12/08/2022	02/15/2059
63941F-AB-2	NAVIENT STUDENT LOAN TRUST NAV SENIOR AB	..0.			1.A FE	2,039,346	.88.5320	2,028,612	2,291,400	2,046,253		6,907			2.460	6.998	MON	2,505	9,401	10/28/2022	11/15/2068
63942A-AB-2	NAVIENT STUDENT LOAN TRUST NAV SENIOR AB				1.A FE	829,989	.97.2810	837,250	860,650	830,070		81			5.318	6.595	MON	2,161	3,495	12/08/2022	04/15/2069
63942L-AA-0	NAVIENT PRIVATE EDUCATION LOAN ABS_ABS	..0.			1.A FE	8,222,069	.84.1010	8,159,141	9,701,557	8,255,020		32,950			0.940	6.003	MON	4,053	22,799	10/12/2022	07/15/2069
64034Y-AB-7	NELNET STUDENT LOAN TRUST NSLT ABS_ABS_				1.A FE	24,313,291	.89.8920	21,857,397	24,315,129	24,313,540		218			1.630	1.637	MON	12,110	396,337	10/21/2021	04/20/2062
64034Y-AC-5	NELNET STUDENT LOAN TRUST NSLT SUB ABS_A				1.C FE	31,064,174	.81.1330	25,207,883	31,070,000	31,064,824		533			2.900	2.919	MON	27,531	901,030	10/21/2021	04/20/2062
64035D-AF-3	NSLT_21-1 SUB ABS_ABS_21-1 144A	..0.	4		1.F FE	14,990,343	.78.2310	11,734,716	15,000,000	14,991,522		937			3.750	3.786	MON	17,188	562,500	05/13/2021	04/20/2062
64132D-AJ-7	NEUBERGER BERMAN CLO LTD NEUB SENIOR ABS				1.A FE	2,425,000	.98.1090	2,452,726	2,500,000	2,429,033		4,033			5.217	6.220	JAUO	26,807	23,815	10/13/2022	01/20/2032
65357L-AJ-4	NIAPK_19-1A ABS_ABS_19-1A 144A	..0.			1.A FE	4,900,000	.98.0130	4,900,673	5,000,000	4,900,615		615			5.079	5.656	JAUO	53,613		12/20/2022	07/17/2032
665228-CC-4	NORTHERN ILLINOIS GAS COMPANY SECURED CO	..0.	1		1.D FE	1,807,245	.99.5870	1,493,802	1,500,000	1,696,853		(13,807)			5.900	4.375	JD	7,375	88,500	06/06/2013	12/01/2033

ANNUAL STATEMENT FOR THE YEAR 2022 OF THE AMERICAN EQUITY INVESTMENT LIFE INSURANCE COMPANY

SCHEDULE D - PART 1

Showing All Long-Term BONDS Owned December 31 of Current Year

1	2	Codes			6	7	Fair Value		10	11	Change in Book/Adjusted Carrying Value				Interest					Dates	
		3	4	5			8	9			12	13	14	15	16	17	18	19	20	21	22
CUSIP Identification	Description	C o d e	F o r e i g n	Bond Char	NAIC Designation, NAIC Designation Modifier and SVO Administrative Symbol	Actual Cost	Rate Used to Obtain Fair Value	Fair Value	Par Value	Book/ Adjusted Carrying Value	Unrealized Valuation Increase/ (Decrease)	Current Year's (Amor-tization) Accretion	Current Year's Other-Than-Temporary Impairment Recognized	Total Foreign Exchange Change in Book/ Adjusted Carrying Value	Rate of	Effective Rate of	When Paid	Admitted Amount Due and Accrued	Amount Received During Year	Acquired	Stated Contractual Maturity Date
665772-CA-5	NORTHERN STATES POWER COMPANY SECURED CO	..0.	1		1.F FE	9,952,760	..97.2160	9,134,425	9,396,000	9,788,497					..5.250	..4.789	JJ	227,462	493,290	03/03/2017	07/15/2035
665772-CB-3	NORTHERN STATES POWER COMPANY SECURED CO	..0.	1		1.F FE	8,824,066	107.6540	9,365,933	8,700,000	8,823,467					..6.250	..6.094	JD	45,313	543,750	12/01/2010	06/01/2036
665772-CC-1	NORTHERN STATES POWER COMPANY SECURED CO	..0.	1		1.F FE	2,084,130	108.3770	1,950,781	1,800,000	1,999,612					..6.200	..5.108	JJ	55,800	111,600	11/17/2010	07/01/2037
665772-CG-2	NORTHERN STATES POWER COMPANY SECURED CO	..0.	1		1.F FE	9,733,571	..92.4670	9,272,541	10,028,000	9,804,105					..4.850	..5.043	FA	183,735	486,358	06/15/2011	08/15/2040
665772-CJ-6	NORTHERN STATES POWER COMPANY SECURED CO	..0.	1		1.F FE	3,865,019	..77.9560	3,391,069	4,350,000	3,957,614					..3.400	..4.072	FA	55,873	147,900	09/11/2014	08/15/2042
665772-CR-8	NORTHERN STATES POWER COMPANY SECURED CO	..0.	2		1.E FE	774,367	..69.4640	764,102	1,100,000	774,434					..2.900	..4.877	MS	10,633		12/27/2022	03/01/2050
665789-BA-0	NORTHERN STATES POWER CO WISC SECURED C	..0.	1		1.E FE	4,981,450	..79.0150	3,950,755	5,000,000	4,982,856					..4.200	..4.222	MS	70,000	210,000	09/05/2018	09/01/2048
66859W-AC-6	NORTHWOODS CAPITAL LTD WOODS_1 MEZZANIN	..0.	4		1.E FE	1,000,000	..93.8670	938,672	1,000,000	1,000,000					..6.756	..6.812	FIAN	8,821	34,455	10/02/2017	11/15/2030
66859W-AD-4	NORTHWOODS CAPITAL LTD WOODS_1 MEZZANIN	..0.	4		2.B FE	1,000,000	..84.4250	844,247	1,000,000	1,000,000					..7.756	..7.829	FIAN	10,126	44,594	10/02/2017	11/15/2030
67085K-AA-0	OFFUTT AFB AMER FIRST CMNTYS L MUNITAX_B	..0.			1.G FE	26,435,396	..87.4470	22,161,731	25,343,044	26,284,543					..5.460	..5.110	MS	461,243	1,383,732	01/31/2022	09/01/2050
67097L-AH-9	QCP CLO LTD QCP_17-13A SENIOR ABS_ABS_1	..0.			1.A FE	4,661,875	..98.6840	4,687,492	4,750,000	4,664,469					..5.039	..5.714	JAJO	50,531		12/14/2022	07/15/2030
67107K-AZ-9	QCP CLO LTD QCP_14-7A SENIOR ABS_ABS_14	..0.			1.A FE	1,020,625	..98.9650	1,021,231	1,031,914	1,020,804					..5.363	..6.024	JAJO	11,221		12/19/2022	07/20/2029
67112K-AE-9	QCP CLO LTD QCP_18-15A MEZZANIN ABS_ABS	..0.	4		1.F FE	10,000,000	..94.1540	9,415,444	10,000,000	10,000,000					..6.243	..6.289	JAJO	126,585	308,603	05/23/2018	07/20/2031
67112K-AF-6	QCP CLO LTD QCP_18-15A MEZZANIN ABS_ABS	..0.	4		2.C FE	10,000,000	..91.3200	9,131,993	10,000,000	10,000,000					..7.193	..7.254	JAJO	145,849	404,923	05/23/2018	07/20/2031
67113G-AJ-6	OAK HILL CREDIT PARTNERS OAKC MEZZANIN A	..0.	4		1.F FE	10,000,000	..94.2430	9,424,340	10,000,000	10,000,000					..6.194	..6.240	JAJO	129,036	271,563	02/18/2020	03/01/2033
67115W-AJ-9	OAK HILL CREDIT PARTNERS OAKC MEZZANIN A	..0.	4		1.F FE	10,000,000	..95.2550	9,525,467	10,000,000	10,000,000					..6.343	..6.391	JAJO	128,613	318,742	08/24/2018	10/20/2030
67115W-AL-4	OAK HILL CREDIT PARTNERS OAKC MEZZANIN A	..0.	4		2.C FE	7,500,000	..93.2630	6,994,696	7,500,000	7,500,000					..7.293	..7.357	JAJO	110,908	311,296	08/24/2018	10/20/2030
67115X-AA-6	OAK HILL CREDIT PARTNERS OAKC MEZZANIN A	..0.	4		3.C FE	7,250,000	..89.6270	6,497,980	7,250,000	7,250,000					..9.893	10.011	JAJO	145,435	492,136	08/24/2018	10/20/2030
67573C-AL-3	OCTAGON INVESTMENT PARTNERS XX MEZZANIN	..0.	4		2.C FE	13,125,000	..90.5880	11,889,704	13,125,000	13,125,000					..7.479	..7.547	JAJO	207,235	587,601	07/25/2017	07/15/2029
67578B-AA-4	OCTAGON INVESTMENT PARTNERS XX SENIOR AB	..0.			1.A FE	3,426,571	..98.7890	3,444,295	3,486,505	3,430,827					..5.029	..6.020	JAJO	37,016		11/08/2022	07/15/2029
67590A-BP-6	OCTAGON INVESTMENT PARTNERS XI SENIOR AB	..0.			1.A FE	5,377,014	..99.0340	5,418,758	5,471,618	5,383,959					..5.029	..6.022	JAJO	58,093		11/04/2022	07/15/2029
67590G-BJ-7	OCTAGON INVESTMENT PARTNERS XV SUB ABS_A	..0.			1.A FE	965,810	..96.5380	965,384	1,000,000	966,066					..5.458	..6.562	JAJO	10,310		12/19/2022	01/25/2031
67591J-AQ-5	OCTAGON INVESTMENT PARTNERS XI ABS_ABS_	..0.	4		1.F FE	13,500,000	..93.7040	12,650,055	13,500,000	13,500,000					..6.275	..6.322	JAJO	162,355	414,610	02/14/2020	01/24/2033
67591V-AJ-4	OCTAGON INVESTMENT PARTNERS 37 ABS_ABS	..0.	4		2.C FE	8,550,000	..88.7030	7,584,079	8,550,000	8,550,000					..7.208	..7.271	JAJO	116,416	341,672	05/29/2018	07/25/2030
675922-AN-8	OCTAGON INVESTMENT PARTNERS OC ABS_ABS	..0.	4		2.C FE	3,240,000	..85.7690	2,778,902	3,240,000	3,240,000					..6.743	..6.798	JAJO	44,299	116,412	11/08/2017	01/20/2030
677052-AA-0	OGLETHORPE POWER CORPORATION SECURED COR	..0.	1		2.A FE	28,269,568	..90.3270	23,599,814	26,127,000	28,065,863					..5.375	..4.731	MN	234,054	1,404,326	11/16/2021	11/01/2040
677071-AN-2	OHANA MILITARY CMNTYS LLC HAWA SENIOR MU	..0.			1.D FE	7,491,592	..99.8390	6,908,891	6,920,000	7,255,987					..5.558	..4.897	AO	96,153	384,614	08/13/2012	10/01/2036
677071-AU-6	OHANA MILITARY CMNTYS LLC HAWA SENIOR MU	..0.			1.D FE	36,085,226	100.0610	32,369,242	32,349,615	35,564,082					..6.000	..5.113	AO	485,244	1,940,977	11/16/2015	10/01/2051
68267E-AC-8	ONEMAIN FINANCIAL ISSUANCE TRU SUB ABS_A	..0.	4		1.C FE	10,494,460	..91.5690	9,614,762	10,500,000	10,496,566					..4.190	..4.237	MON	20,775	439,950	03/12/2019	11/14/2028
68267E-AD-6	ONEMAIN FINANCIAL ISSUANCE TRU SUB ABS_A	..0.	4		2.A FE	11,493,474	..89.8440	10,332,068	11,500,000	11,496,548					..4.680	..4.735	MON	25,415	538,200	03/12/2019	04/14/2031
68267H-AA-5	ONEMAIN FINANCIAL ISSUANCE TRU SENIOR AB	..0.			1.A FE	25,844,585	..94.5790	24,447,732	25,849,000	25,844,963					..4.130	..4.169	MON	50,413	673,158	04/21/2022	05/14/2035
682696-AD-1	ONEMAIN FINANCIAL ISSUANCE TRU SUB ABS_A	..0.			2.B FE	4,997,634	..82.4300	4,121,487	5,000,000	4,998,228					..3.450	..3.481	MON	8,146	172,500	08/13/2020	09/14/2035
68269A-AA-8	ONEMAIN FINANCIAL ISSUANCE TRU SENIOR AB	..0.	4		1.A PL	42,084,435	..88.6250	37,478,626	42,289,000	42,284,334					..3.390	..3.431	MON	67,698	1,433,597	08/01/2019	08/14/2036
68269A-AB-6	ONEMAIN FINANCIAL ISSUANCE TRU SUB ABS_A	..0.	4		1.C PL	6,821,337	..86.4060	5,922,267	6,854,000	6,843,688					..3.920	..3.987	MON	12,688	268,677	08/01/2019	08/14/2036
68269A-AC-4	ONEMAIN FINANCIAL ISSUANCE TRU SUB ABS_A	..0.			1.E PL	5,800,439	..85.2190	4,965,711	5,827,000	5,812,395					..4.670	..4.771	MON	12,850	272,121	08/01/2019	08/14/2036
68269A-AD-2	ONEMAIN FINANCIAL ISSUANCE TRU SUB ABS_A	..0.	4		2.A PL	19,538,412	..88.2190	17,317,390	19,630,000	19,553,537					..6.290	..6.441	MON	58,307	1,234,727	08/01/2019	08/14/2036
68269B-AB-4	ONEMAIN FINANCIAL ISSUANCE TRU SUB ABS_A	..0.	4		1.C FE	6,497,777	..86.4220	5,617,440	6,500,000	6,498,428					..3.410	..3.438	MON	10,467	221,650	09/16/2019	10/14/2036
68269B-AC-2	ONEMAIN FINANCIAL ISSUANCE TRU SUB ABS_A	..0.			1.F FE	7,498,376	..86.3970	6,479,801	7,500,000	7,498,631					..3.660	..3.691	MON	12,963	274,500	09/16/2019	10/14/2036
68269B-AD-0	ONEMAIN FINANCIAL ISSUANCE TRU SUB ABS_A	..0.	4		2.B FE	11,044,727	..84.4730	9,334,227	11,050,000	11,046,040					..4.050	..4.090	MON	21,133	447,525	09/16/2019	10/14/2036
68269M-AB-0	ONEMAIN FINANCIAL ISSUANCE TRU ABS_ABS	..0.			1.A FE	3,984,559	..95.1700	4,118,008	4,327,000	3,996,546					..4.567	..6.687	MON	9,883	27,393	10/25/2022	06/16/2036
68269P-AA-5	ONEMAIN FINANCIAL ISSUANCE TRU ABS_ABS	..0.			1.A FE	38,990,251	..99.5560	38,820,023	38,993,000	38,990,126					..5.940	..6.014	MON	109,375		12/08/2022	05/15/2034
69145*-AA-9	OXFORD FINANCE FUNDING XIII LL SECURED A	..0.			1.F PL	21,875,000	..91.0180	19,910,078	21,875,000	21,875,000					..3.475	..3.499	MON	35,405	760,156	10/27/2020	10/15/2028
69145*-AB-7	OXFORD FINANCE FUNDING XIII LL SECURED A	..0.			2.B PL	3,125,000	..91.7200	2,866,238	3,125,000	3,125,000					..4.500	..4.541	MON	6,550	140,625	10/27/2020	10/15/2028
693304-BD-8	PECO ENERGY CO SECURED CORP BND	..0.	2		1.E FE	1,505,039	..90.4630	1,371,425	1,516,000	1,505,125					..4.600	..4.645	MN	8,911	33,125	05/17/2022	05/15/2052
69346Y-AP-8	PK AIRFINANCE PAF 20 ABS_ABS_20	..0.	4		2.A FE	60,900,000	100.0000	60,900,000	60,900,000	60,900,000					..3.000	..3.011	JAJO	360,325	1,639,412	12/05/2022	01/20/2035

ANNUAL STATEMENT FOR THE YEAR 2022 OF THE AMERICAN EQUITY INVESTMENT LIFE INSURANCE COMPANY

SCHEDULE D - PART 1

Showing All Long-Term BONDS Owned December 31 of Current Year

1	2	Codes			6	7	Fair Value		10	11	Change in Book/Adjusted Carrying Value				Interest					Dates	
		3	4	5			8	9			12	13	14	15	16	17	18	19	20	21	22
CUSIP Identification	Description	C o d e	F o r e i g n	Bond Char	NAIC Designation, NAIC Designation Modifier and SVO Administrative Symbol	Actual Cost	Rate Used to Obtain Fair Value	Fair Value	Par Value	Book/ Adjusted Carrying Value	Unrealized Valuation Increase/ (Decrease)	Current Year's (Amor-tization) Accretion	Current Year's Other-Than-Temporary Impairment Recognized	Total Foreign Exchange Change in Book/ Adjusted Carrying Value	Rate of	Effective Rate of	When Paid	Admitted Amount Due and Accrued	Amount Received During Year	Acquired	Stated Contractual Maturity Date
69346Y-AQ-6	PK AIRFINANCE PAF_20 ABS_ABS_20	...	4	...	2.C FE	53,128,000	100.0000	53,128,000	53,128,000	53,128,000					3.750	3.767	JAU	392,926	1,791,746	12/05/2022	01/20/2035
69346Y-AR-4	PK AIRFINANCE PAF_20 ABS_ABS_20	...	4	...	4.C FE	5,336,000	100.0000	5,336,000	5,336,000	5,336,000					7.000	7.059	JAU	73,666	332,119	12/05/2022	01/20/2035
69346Y-AU-7	PK AIRFINANCE PAF_20 ABS_ABS_20	...	4	...	3.C FE	31,320,000	100.0000	31,320,000	31,320,000	31,320,000					5.000	5.030	JAU	308,850	1,392,423	12/05/2022	01/20/2035
69351U-AM-5	PPL ELECTRIC UTILITIES CORPORA SECURED C	...	1	...	1.E FE	2,182,986	108.4520	1,991,175	1,836,000	2,090,505		(9,854)			6.250	5.000	MM	14,663	114,750	10/13/2010	05/15/2039
69354W-AF-3	PNMAC GMSR ISSUER TRUST PNMSR ABS_ABS_2	...	2	...	2.B FE	6,652,223	95.4600	6,682,191	7,000,000	6,657,851		5,629			8.178	9.717	MM	11,131	48,352	11/29/2022	05/25/2027
69403W-AC-1	PACIFIC BEACON LLC SENIOR MUNITAX_BND RE	...	2	...	2.B FE	19,816,000	94.4560	18,891,174	20,000,000	19,892,674		8,060			5.508	5.583	JJ	507,960	1,101,600	09/07/2011	07/15/2036
69430B-JG-3	PACIFIC GAS AND ELECTRIC COMPA SECURED C	...	1	...	2.C FE	250,629	78.0810	195,202	250,000	250,516		(59)			2.500	2.471	FA	2,604	6,250	07/31/2020	02/01/2031
69430B-JM-0	PACIFIC GAS AND ELECTRIC COMPA SECURED C	...	1	...	2.C FE	476,923	90.8020	399,527	440,000	468,361		(3,518)			4.550	3.504	JJ	10,010	20,020	07/02/2020	07/01/2030
69430B-JN-8	PACIFIC GAS AND ELECTRIC COMPA SECURED C	...	1	...	2.C FE	476,918	78.6940	346,255	440,000	475,303		(668)			4.950	4.437	JJ	10,890	21,780	07/02/2020	07/01/2050
695114-BX-5	PACIFICORP SECURED CORP_BND	...	1	...	1.E FE	10,756,300	101.2410	10,124,050	10,000,000	10,482,030		(29,292)			5.900	5.338	FA	222,889	590,000	07/08/2010	08/15/2034
695114-BZ-0	PACIFICORP SECURED CORP_BND	...	1	...	1.E FE	1,785,101	97.8420	1,696,580	1,734,000	1,767,860		(1,915)			5.250	5.037	JD	4,046	91,035	05/27/2011	06/15/2035
695114-CD-8	PACIFICORP SECURED CORP_BND	...	1	...	1.E FE	2,716,506	101.9290	2,517,651	2,470,000	2,641,287		(8,042)			5.750	5.061	AO	35,506	142,025	10/15/2010	04/01/2037
695114-CG-1	PACIFICORP SECURED CORP_BND	...	1	...	1.E FE	1,934,295	106.7860	1,761,969	1,650,000	1,850,686		(8,935)			6.250	5.071	AO	21,771	103,125	10/15/2010	10/15/2037
695114-CJ-5	PACIFICORP SECURED CORP_BND	...	1	...	1.E FE	6,323,893	106.3830	6,414,865	6,030,000	6,312,788		(2,004)			6.350	5.884	JJ	176,562	111,125	11/16/2022	07/15/2038
69701C-AA-8	PALMER SQUARE LOAN FUNDING LTD ABS_ABS	...	1	...	1.A FE	11,325,941	98.7130	11,333,123	11,480,933	11,328,344		2,403			3.779	4.176	JAU	93,997		12/07/2022	04/15/2030
69701W-AC-0	PALMER SQUARE CLO PLMRS_21-1 ABS_ABS_21	...	1	...	1.C FE	986,100	95.6490	956,486	1,000,000	987,611		1,181			5.643	5.892	JAU	11,442	24,777	11/03/2021	04/20/2034
69701Y-AA-0	PALMER SQUARE LOAN FUNDING LTD ABS_ABS	...	1	...	1.A FE	7,683,039	98.9070	7,702,395	7,787,546	7,686,913		3,873			5.143	5.667	JAU	81,208		11/30/2022	04/20/2029
69702B-AA-9	PALMER SQUARE LOAN FUNDING LTD ABS_ABS	...	1	...	1.A FE	14,381,821	98.5820	14,391,129	14,598,181	14,388,061		6,241			5.043	5.568	JAU	149,269		12/01/2022	07/20/2029
71680B-AL-0	PETROS PACE FINANCE LLC SECURED ABS_ABS	...	1	...	1.F Z	3,053,132	74.6990	2,199,230	2,944,137	3,049,499		(2,739)			3.691	3.423	MJSD	302	140,686	10/26/2021	09/30/2052
71680B-AQ-9	PETROS PACE FINANCE LLC SECURED ABS_ABS	...	1	...	1.F Z	3,479,223	80.7300	2,736,957	3,390,248	3,476,349		(2,238)			3.844	3.658	MJSD	362	134,278	10/26/2021	12/31/2052
71680B-AV-8	PETROS PACE FINANCE LLC SECURED ABS_ABS	...	1	...	1.F Z	1,936,573	77.2500	1,933,735	1,868,915	1,933,838		(2,097)			3.848	3.550	MJSD	400	72,713	10/26/2021	03/31/2048
71680B-BA-3	PETROS PACE FINANCE LLC SECURED ABS_ABS	...	1	...	1.F FE	3,012,203	70.5730	2,033,362	2,881,229	3,006,800		(4,879)			3.814	3.434	MJSD	28,388	83,376	10/26/2021	03/31/2048
72133C-AC-6	PIKES PEAK CLO PIPK_21-8A SENIOR ABS_ABS	...	1	...	1.C FE	2,452,818	95.8560	2,348,462	2,450,000	2,452,928		300			5.993	6.013	JAU	28,956	83,906	10/26/2021	07/20/2034
73650B-BP-6	PORTLAND GENERAL ELECTRIC COMP SECURED C	...	1	...	1.F FE	4,227,249	99.9780	3,899,126	3,900,000	4,135,070		(10,373)			5.810	5.219	AO	56,648	226,590	06/15/2011	10/01/2037
737679-CZ-1	POTOMAC ELECTRIC POWER COMPANY SECURED C	...	1	...	1.F FE	3,785,237	97.1680	3,859,513	3,972,000	3,848,460		6,663			5.400	5.754	JD	17,874	214,488	01/04/2010	06/01/2035
74166Y-AA-8	PRIMROSE SCHOOLS PROSE_19-1A SENIOR ABS	...	4	...	2.B FE	15,520,000	91.0000	14,123,139	15,520,000	15,520,000					4.475	4.500	JAU	117,683	694,520	08/21/2019	07/30/2049
74166Y-AC-4	PRIMROSE SCHOOLS PROSE_22-1 ABS_ABS_144	...	2	...	2.B FE	14,962,500	92.5270	13,844,367	14,962,500	14,962,500					5.709	5.749	JAU	144,741	351,175	05/25/2022	04/30/2052
74444B-CG-4	PUBLIC SERVICE COMPANY OF COLO SECURED C	...	1	...	1.F FE	4,639,577	80.2710	4,282,474	5,335,000	4,775,924		17,462			3.600	4.399	MS	56,551	192,060	12/02/2021	09/15/2042
74453B-AA-7	PUBLIC SERVICE COMPANY OF NEW SECURED CO	...	1	...	1.E FE	7,537,593	95.8470	8,338,724	8,700,000	7,907,219		38,418			5.600	6.672	AO	121,800	487,200	08/25/2008	10/05/2035
74456Q-AB-8	PUBLIC SERVICE ELECTRIC AND GA SECURED C	...	1	...	1.F FE	19,911,200	79.1250	15,824,960	20,000,000	19,923,560		2,022			3.800	3.825	MS	253,333	760,000	10/26/2021	03/01/2046
74456Q-CD-6	PUBLIC SERVICE ELECTRIC AND GA SECURED C	...	2	...	1.F FE	50,097	64.3860	32,193	50,000	50,095		(2)			2.700	2.690	MM	225	1,350	12/02/2021	05/01/2050
745332-CK-0	PUGET SOUND ENERGY INC SECURED CORP_BND	...	2	...	1.F FE	51,217	64.6220	32,311	50,000	51,188		(27)			2.893	2.771	MS	426	1,447	12/02/2021	09/15/2051
746245-AA-7	PUREWEST FUNDING LLC PUREW_21 ABS_ABS_1	...	1	...	1.G FE	13,790,111	94.8100	13,074,428	13,790,111	13,790,111					4.091	4.123	MM	17,238	608,032	11/16/2021	12/22/2036
74972F-AJ-4	OAK HILL CREDIT PARTNERS OAKC SENIOR ABS	...	4	...	1.F FE	16,069,977	94.9460	15,362,300	16,180,000	16,103,592		7,776			6.029	6.196	JAU	211,362	485,201	05/01/2020	04/15/2030
74972F-AL-9	OAK HILL CREDIT PARTNERS OAKC SENIOR ABS	...	4	...	2.C FE	14,000,000	87.8730	12,302,234	14,000,000	14,000,000					7.029	7.088	JAU	213,217	562,550	04/26/2018	04/15/2030
74979V-AJ-2	RR LTD RRAM_18-5A SUB ABS_ABS_18-5A_144	...	4	...	1.F FE	11,000,000	95.8830	10,547,147	11,000,000	11,000,000					6.329	6.377	JAU	150,845	363,506	09/13/2021	10/15/2031
74979V-AJ-2	RR LTD RRAM_18-5A SENIOR ABS_ABS_18-5A	...	4	...	2.C FE	10,000,000	90.9330	9,093,337	10,000,000	10,000,000					7.179	7.241	JAU	155,548	417,113	09/13/2018	10/15/2031
74980F-AJ-4	RRAM_20-8A ABS_ABS_20_8A_144A	...	4	...	1.C FE	4,500,000	94.5220	4,253,495	4,500,000	4,500,000					5.929	5.969	JAU	57,809	125,770	02/18/2020	04/15/2033
74980F-AJ-9	RRAM_20-8A MEZZANIN ABS_ABS_20-8A_144A	...	4	...	1.F FE	4,000,000	94.5570	3,782,293	4,000,000	4,000,000					6.379	6.426	JAU	55,286	126,067	02/18/2020	04/15/2033
74980F-AN-5	RRAM_20-8A MEZZANIN ABS_ABS_20-8A_144A	...	4	...	2.C FE	3,000,000	91.8770	2,756,312	3,000,000	3,000,000					7.379	7.442	JAU	47,964	125,134	02/18/2020	04/15/2033
74988L-AJ-3	RRAM RRAM_18-3A MEZZANIN ABS_ABS_18-3A	...	4	...	1.F FE	1,000,000	93.3040	933,040	1,000,000	1,000,000					5.879	5.921	JAU	12,412	28,459	01/18/2018	01/15/2030
75888M-AJ-9	REG14_18-3A MEZZANIN ABS_ABS_18-3A_144A	...	4	...	1.F FE	9,000,000	95.7290	8,615,604	9,000,000	9,000,000					6.608	6.661	JAU	112,343	304,905	08/20/2018	10/25/2031
75888M-AL-4	REG14_18-3A MEZZANIN ABS_ABS_18-3A_144A	...	4	...	2.C FE	8,000,000	93.3740	7,469,882	8,000,000	8,000,000					7.558	7.628	JAU	114,216	348,082	08/20/2018	10/25/2031
75888R-AG-4	REGATTA XV FUNDING LTD REG15_1 MEZZANIN	...	4	...	1.F FE	5,000,000	96.1150	4,805,764	5,000,000	5,000,000					6.708	6.763	JAU	63,357	174,461	09/20/2018	10/27/2031
75888R-AJ-8	REGATTA XV FUNDING LTD REG15_1 MEZZANIN	...	4	...	2.C FE	10,000,000	94.5300	9,453,028	10,000,000	10,000,000					7.658	7.730	JAU	144,659	445,242	09/20/2018	10/25/2031

ANNUAL STATEMENT FOR THE YEAR 2022 OF THE AMERICAN EQUITY INVESTMENT LIFE INSURANCE COMPANY

SCHEDULE D - PART 1

Showing All Long-Term BONDS Owned December 31 of Current Year

1	2	Codes			6	7	Fair Value		10	11	Change in Book/Adjusted Carrying Value				Interest					Dates	
		3	4	5			8	9			12	13	14	15	16	17	18	19	20	21	22
CUSIP Identification	Description	C o d e	F o r e i g n	Bond Char	NAIC Designation, NAIC Designation Modifier and SVO Administrative Symbol	Actual Cost	Rate Used to Obtain Fair Value	Fair Value	Par Value	Book/ Adjusted Carrying Value	Unrealized Valuation Increase/ (Decrease)	Current Year's (Amor-tization) Accretion	Current Year's Other-Than-Temporary Impairment Recognized	Total Foreign Exchange Change in Book/ Adjusted Carrying Value	Rate of	Effective Rate of	When Paid	Admitted Amount Due and Accrued	Amount Received During Year	Acquired	Stated Contractual Maturity Date
75888T-AE-5	REGATTA XVI FUNDING LTD REG16 SUB ABS_AB				1.C FE	13,406,700	.96.2920	12,903,062	13,400,000	13,405,740		(890)			6.129	6.164	JAJJ	173,387	415,496	11/30/2021	01/18/2033
75907U-AA-7	REGIONAL MANAGEMENT ISSUANCE T SENIOR AB				1.D FE	5,562,822	.83.0100	4,690,052	5,650,000	5,579,730		15,595			1.900	2.195	MON	4,771	107,350	10/25/2021	08/15/2033
76042U-AA-1	REPUBLIC FINANCE ISSUANCE TRUS ABS_ABS				1.C FE	2,169,293	.89.5890	1,944,089	2,170,000	2,169,482		182			2.300	2.320	MON	1,525	49,910	11/10/2021	12/22/2031
78403D-AH-3	SBA CMBS TRUST SBAC_14-2A SENIOR ABS_ABS		4		1.F FE	15,000,000	.96.2880	14,443,208	15,000,000	15,000,000					3.869	3.900	MON	25,793	580,350	10/07/2014	10/15/2049
78443C-CV-4	SLM PRIVATE CREDIT STUDENT LOA SUB ABS_A	..0.	4		1.B FE	203,041	.99.8680	279,686	280,056	219,861		8,077			5.059	4.441	IMSD	669	5,196	04/13/2016	12/15/2039
78449D-AC-0	SMB PRIVATE EDUCATION LOAN TRU SENIOR AB				1.A FE	1,223,850	.96.4740	1,224,319	1,269,060	1,224,130		280			5.239	6.464	MON	1,293	5,496	12/06/2022	09/15/2054
78450M-AA-0	SMB PRIVATE EDUCATION LOAN TRU ABS_ABS				1.A FE	54,607,399	.90.0490	49,175,525	54,609,671	54,607,677		286			1.680	1.686	MON	40,775	1,009,187	11/02/2021	02/15/2051
78450M-AC-6	SMB PRIVATE EDUCATION LOAN TRU ABS_ABS				1.C FE	5,345,894	.78.3950	4,194,132	5,350,000	5,346,372		465			2.490	2.512	MON	5,921	146,537	11/02/2021	02/15/2051
78485K-AE-5	STARWOOD COMMERCIAL MORTGAGE T ABS_ABS	..0.			1.A FE	13,500,000	.97.2950	13,134,809	13,500,000	13,500,000					5.607	5.647	MON	46,238	361,395	01/20/2022	11/15/2038
78485K-AL-9	STARWOOD COMMERCIAL MORTGAGE T ABS_ABS	..0.			2.B FE	11,946,733	.94.3730	11,324,753	12,000,000	11,947,985		1,252			6.557	6.768	MON	48,062	394,083	11/29/2022	11/15/2038
78486A-AG-1	STARWOOD PROPERTY MORTGAGE TRU ABS_ABS	..0.	4		2.C FE	13,000,000	.88.5000	11,505,021	13,000,000	13,000,000					7.979	8.049	JAJJ	224,746	648,269	02/23/2021	04/15/2032
78662M-AB-2	SAGANAW RECEIVABLES LLC SAG_19 SENIOR AB	..0.	4		1.F PL	47,217	.99.9900	47,213	47,217	47,217					5.125	5.033	MON	202	2,428	06/04/2019	12/01/2023
797426-AG-8	SAN DIEGO FAMILY HOUSING LLC SENIOR MUNI	..0.			1.C FE	5,001,317	.100.7730	4,635,571	4,600,000	4,927,269		5,213			5.941	5.237	JJ	136,632	471,312	11/30/2022	07/01/2048
797440-BM-5	SAN DIEGO GAS & ELECTRIC CO SECURED CORP	..0.			1.F FE	2,379,139	.89.4920	2,321,433	2,594,000	2,431,679		5,614			4.500	5.040	FA	44,098	116,730	11/09/2010	08/15/2040
797440-BY-9	SAN DIEGO GAS & ELECTRIC CO SECURED CORP		2		1.F FE	1,083,804	.72.5430	738,485	1,018,000	1,082,247		(1,524)			3.320	2.976	AO	7,135	33,798	12/21/2021	04/15/2050
80286N-AF-3	SANTANDER DRIVE AUTO RECEIVABL SUB ABS_A	..0.			1.C FE	3,529,597	.98.2150	3,525,823	3,589,896	3,534,208		4,611			0.750	3.933	MON	1,197		12/14/2022	02/17/2026
80287E-AD-7	SANTANDER DRIVE AUTO RECEIVABL SUB ABS_A	..0.			1.A FE	9,791,667	.99.2810	9,816,712	9,887,842	9,800,376		8,709			0.600	3.299	MON	2,637		12/15/2022	12/15/2025
817743-AV-1	SERVPRO MASTER ISSUER LLC SPRO SENIOR AB	..0.	4		2.C FE	25,220,000	.88.3940	22,292,957	25,220,000	25,220,000					3.882	3.898	JAJJ	179,491	979,040	10/01/2019	10/25/2049
81882H-AE-5	SHACKLETON CLO LTD SHACK_13-4R MEZZANIN	..0.	4		1.F FE	6,000,000	.92.3970	5,543,833	6,000,000	6,000,000					5.841	5.881	JAJJ	77,876	174,254	04/04/2018	04/14/2031
83012K-AA-5	SIXTH STREET CLO XVI LTD SIXST SENIOR AB	..0.			1.A FE	6,098,029	.97.3860	6,081,205	6,244,462	6,099,022		993			5.343	5.864	JAJJ	67,650		12/14/2022	07/20/2034
83192C-AC-1	SMB PRIVATE EDUCATION LOAN TRU SENIOR AB				1.A FE	1,086,201	.97.4040	1,086,529	1,115,483	1,086,423		221			5.318	6.380	MON	2,801	4,530	12/06/2022	06/15/2037
83405Y-AA-0	SOFI PROFESSIONAL LOAN PROGRAM SENIOR AB	..0.			1.A FE	616,759	.78.1530	612,324	783,496	617,888		1,130			1.030	5.776	MON	359	1,345	11/09/2022	08/17/2043
83610H-AG-5	SOUND POINT CLO VII-R LTD SNPD ABS_ABS	..0.	4		1.F FE	5,000,000	.91.9860	4,599,307	5,000,000	5,000,000					6.575	6.627	JAJJ	63,006	168,726	10/03/2018	10/23/2031
83611G-AG-6	SOUND POINT CLO LTD SNDDT_17-3 MEZZANIN	..0.	4		2.C FE	11,350,000	.85.9110	9,750,878	11,350,000	11,350,000					7.243	7.305	JAJJ	166,690	465,341	09/28/2017	10/20/2030
83611J-AE-5	SOUND POINT CLO LTD SNDDT_18-2 MEZZANIN	..0.	4		1.F FE	15,000,000	.91.1150	13,667,255	15,000,000	15,000,000					6.277	6.324	JAJJ	175,229	463,428	06/15/2018	07/28/2031
83611J-AG-0	SOUND POINT CLO LTD SNDDT_18-2 MEZZANIN	..0.	4		2.C FE	13,075,000	.78.5780	10,274,104	13,075,000	13,075,000					7.327	7.391	JAJJ	178,292	543,149	06/15/2018	07/28/2031
83613H-AG-2	SOUND POINT CLO LTD SNDDT_18-3 ABS_ABS	..0.	4		1.F FE	10,000,000	.91.8510	9,185,134	10,000,000	10,000,000					6.527	6.579	JAJJ	121,472	334,299	08/29/2018	10/26/2031
83613J-AA-1	SOUND POINT CLO LTD SNDDT_18-3 SUB ABS_A	..0.	4		3.C FE	9,800,000	.66.8570	6,685,723	10,000,000	9,999,779		1,450			10.117	10.242	JAJJ	188,286	698,286	08/29/2018	10/26/2031
83700A-BH-9	DOMINION ENERGY SOUTH CAROLINA SECURED C	..0.	1		1.F FE	4,428,840	.102.5880	4,103,508	4,000,000	4,250,158		(18,784)			5.800	5.000	JJ	106,978	232,000	07/23/2010	01/15/2033
83700A-CB-2	DOMINION ENERGY SOUTH CAROLINA SECURED C	..0.	1		1.F FE	1,404,872	.93.1650	1,304,307	1,400,000	1,403,247		(187)			5.250	5.224	MS	24,500	73,500	11/02/2010	03/01/2035
83700A-CE-8	DOMINION ENERGY SOUTH CAROLINA SECURED C	..0.	1		1.F FE	20,180,635	.99.1110	19,212,667	19,385,000	19,995,104		(17,237)			5.450	5.175	FA	440,201	1,056,483	06/13/2011	02/01/2041
83700A-CG-3	DOMINION ENERGY SOUTH CAROLINA SECURED C	..0.	1		1.F FE	8,656,500	.88.8680	7,731,516	8,700,000	8,664,596		1,022			4.600	4.631	JD	17,787	400,200	06/10/2013	06/15/2043
842400-EV-1	SOUTHERN CALIFORNIA EDISON COM SECURED C	..0.	1		2.A FE	8,327,269	.100.1630	9,013,806	9,000,000	8,396,077		(663,893)			5.750	6.637	AO	129,375	517,500	04/05/2010	03/01/2035
842400-FA-6	SOUTHERN CALIFORNIA EDISON COM SECURED C	..0.	1		2.A FE	6,831,810	.96.5360	5,835,613	6,045,000	6,611,684		(33,516)			5.350	4.368	JJ	149,127	323,408	09/02/2015	07/15/2035
842400-FL-2	SOUTHERN CALIFORNIA EDISON COM SECURED C	..0.	1		2.A FE	7,039,491	.101.5000	7,104,972	7,000,000	7,039,491					6.500	5.994	MS	124,697		11/16/2022	03/15/2039
842400-FP-3	SOUTHERN CALIFORNIA EDISON COM SECURED C	..0.	1		1.G FE	15,083,578	.96.3210	13,677,568	14,200,000	14,878,074		(3,654)			5.500	5.080	MS	229,961	660,000	12/08/2022	03/15/2040
842400-FT-5	SOUTHERN CALIFORNIA EDISON COM SECURED C	..0.	1		2.A FE	5,873,100	.75.1040	4,506,264	6,000,000	5,896,682		3,585			3.900	4.031	JD	19,500	234,000	08/21/2015	12/01/2041
842400-FW-8	SOUTHERN CALIFORNIA EDISON COM SECURED C	..0.	1		2.A FE	10,741,200	.77.4190	7,741,940	10,000,000	10,700,391		(24,594)			3.900	3.409	MS	114,833	390,000	04/21/2021	03/15/2043
842400-GG-2	SOUTHERN CALIFORNIA EDISON COM SECURED C	..0.	1		2.A FE	4,996,220	.78.7840	3,939,220	5,000,000	4,996,928		74			4.000	4.004	AO	50,000	200,000	03/21/2017	04/01/2047
842400-GJ-6	SOUTHERN CALIFORNIA EDISON COM SECURED C	..0.	2		1.G FE	1,832,100	.92.8660	1,857,312	2,000,000	1,838,103		6,003			3.650	5.470	MS	24,333		10/07/2022	03/01/2028
842400-GK-3	SOUTHERN CALIFORNIA EDISON COM SECURED C	..0.	1		2.A FE	4,990,600	.79.8050	3,990,250	5,000,000	4,991,430		191			4.125	4.136	MS	68,750	206,250	02/28/2018	03/01/2048
842400-GY-3	SOUTHERN CALIFORNIA EDISON COM SECURED C	..0.	2		1.G FE	47,962	.64.1820	32,091	50,000	48,010		44			2.950	3.165	FA	615	1,475	12/02/2021	02/01/2051
842400-HN-6	SOUTHERN CALIFORNIA EDISON COM SECURED C	..0.	2		1.G FE	24,253,234	.72.3900	17,616,058	24,335,000	24,255,146		1,911			3.450	3.468	FA	349,816	461,757	01/10/2022	02/01/2052
842434-CJ-9	SOUTHERN CALIFORNIA GAS COMPAN SECURED C	..0.	1		1.E FE	9,975,700	.94.2510	9,425,080	10,000,000	9,981,425		622			5.125	5.141	MM	65,486	512,500	11/15/2010	11/15/2040
842434-CS-9	SOUTHERN CALIFORNIA GAS COMPAN SECURED C	..0.	2		1.D FE	17,457,160	.81.7300	11,442,214	14,000,000	17,353,931		(86,837)			4.300	2.957	JJ	277,589	602,000	10/18/2021	01/15/2049

ANNUAL STATEMENT FOR THE YEAR 2022 OF THE AMERICAN EQUITY INVESTMENT LIFE INSURANCE COMPANY

SCHEDULE D - PART 1

Showing All Long-Term BONDS Owned December 31 of Current Year

1	2	Codes			6	7	Fair Value		10	11	Change in Book/Adjusted Carrying Value				Interest					Dates	
		3	4	5			8	9			12	13	14	15	16	17	18	19	20	21	22
CUSIP Identification	Description	C o d e	F o r e i g n	Bond Char	NAIC Designation, NAIC Designation Modifier and SVO Administrative Symbol	Actual Cost	Rate Used to Obtain Fair Value	Fair Value	Par Value	Book/ Adjusted Carrying Value	Unrealized Valuation Increase/ (Decrease)	Current Year's (Amor-tization) Accretion	Current Year's Other-Than-Temporary Impairment Recognized	Total Foreign Exchange Change in Book/ Adjusted Carrying Value	Rate of	Effective Rate of	When Paid	Admitted Amount Due and Accrued	Amount Received During Year	Acquired	Stated Contractual Maturity Date
84858D-AA-6	SPIRIT AIRLINES CLASS A PASS T SECURED C	2.B FE	15,345,313	89.2680	13,647,276	15,287,983	15,318,131		(7,907)			4.100	4.044	AO	156,702	626,807	07/29/2015	10/01/2029
84859D-AA-5	SPIRE MISSOURI INC SECURED CORP_BND	...	2	...	1.F FE	55,078	68.4270	34,213	50,000	54,954		(116)			3.300	2.787	JD	138	1,650	12/02/2021	06/01/2051
85208N-AE-0	SPRINT SPECTRUM CO I I I I I SECURED CO	2.A FE	5,000,000	98.6870	4,934,330	5,000,000	5,000,000					5.152	5.185	MJSD	7,871	257,600	03/14/2018	09/20/2029
85236K-AA-0	STACK INFRASTRUCTURE ISSUER LL SENIOR AB	1.G FE	10,546,511	97.0860	10,270,036	10,578,333	10,546,814		303			4.540	4.662	MON	8,004	58,213	12/05/2022	02/25/2044
85816V-AC-0	STEELE CREEK CLO LTD STOR_17-1 MEZZANIN	...	4	...	1.F FE	1,000,000	93.0720	930,718	1,000,000	1,000,000					5.979	6.022	JAJO	12,623	29,478	11/07/2017	10/15/2030
86772R-AA-3	SUNRUN JUPITER ISSUER 2022-1 L ABS_ABS	1.G PL	9,381,345	91.4710	8,651,592	9,458,306	9,383,991		2,646			4.750	4.887	FIAN	74,878	219,643	04/26/2022	07/30/2057
87231B-AJ-2	TCI FLATIRON CLO LTD TRLAT_17 SENIOR ABS	...	4	...	2.C FE	14,000,000	93.5640	13,098,922	14,000,000	14,000,000					7.400	7.466	FIAN	129,495	569,124	10/16/2017	11/18/2030
87232B-AE-2	TCI-SYMPHONY CLO TSYMP_17-1A ABS_ABS_17	...	4	...	2.C FE	22,450,000	89.8760	20,177,256	22,450,000	22,450,000					7.479	7.547	JAJO	354,470	1,005,078	06/29/2017	07/15/2030
87246M-AS-1	TICP_16-6ARR SENIOR ABS_ABS_16-6A 144A	1.A FE	3,871,600	97.9220	3,916,888	4,000,000	3,874,319		2,719			5.199	5.948	JAJO	43,904		11/10/2022	01/15/2034
87248T-AQ-8	TICP CLO LTD TICP_17-7A MEZZANIN ABS_ABS	1.F FE	233,580	95.0300	242,325	255,000	234,014		434			6.229	7.959	JAJO	3,353		10/27/2022	04/15/2033
87249L-AJ-0	WIND RIVER CLO LTD WINDR_17-4A MEZZANIN	...	4	...	2.C FE	4,730,108	90.8880	4,299,079	4,730,108	4,730,108					7.325	7.391	FIAN	39,463	188,085	10/31/2017	11/20/2030
87249Q-AC-4	TICP CLO LTD TICP_18-11A MEZZANIN ABS_AB	1.C FE	9,687,100	97.5030	9,750,300	10,000,000	9,693,086		5,986			5.973	6.771	JAJO	121,110		11/16/2022	10/20/2031
87250R-AA-2	TICP CLO LTD TICP_20-15A SENIOR ABS_ABS	1.A FE	2,957,430	98.5980	2,957,944	3,000,000	2,957,747		317			5.523	5.924	JAJO	33,596		12/15/2022	04/20/2033
87250R-AB-0	TICP CLO LTD TICP_20-15A SENIOR ABS_ABS	1.C FE	2,903,730	96.8200	2,904,598	3,000,000	2,904,293		563			5.943	6.610	JAJO	36,151		12/14/2022	04/20/2033
87250R-AD-6	TICP CLO LTD TICP_20-15A MEZZANIN ABS_AB	...	4	...	2.C FE	1,000,000	92.7260	927,259	1,000,000	1,000,000					7.393	7.459	JAJO	14,990	42,520	01/23/2020	04/20/2033
87272H-AG-5	TEACHERS INSURANCE AND ANNUITY MEZZANIN	...	4	...	2.C FE	11,000,000	84.0780	9,248,550	11,000,000	11,000,000					6.679	6.729	JAJO	155,104	404,482	11/20/2017	01/16/2031
88031V-AA-7	TENASKA GATEWAY PARTNERS LTD SECURED COR	2.B FE	483,576	99.0000	453,783	458,366	466,821		(5,311)			6.052	3.061	MJSD	77	27,740	03/10/2020	12/30/2023
88240T-AD-3	TEMSF_20-22 ABS_ABS_20-22 144A	1.A FE	759,922	95.5320	726,047	760,000	759,942		20			5.167	5.167	FA	21,380		06/08/2022	02/01/2052
88432D-BJ-2	WIND RIVER CLO LTD WINDR_14-3A SUB ABS_A	...	4	...	1.F FE	10,000,000	90.9260	9,092,612	10,000,000	10,000,000					6.625	6.678	JAJO	126,971	344,912	09/21/2018	10/22/2031
88432U-AG-1	WIND RIVER CLO LTD WINDR_18-3A MEZZANIN	...	4	...	1.F FE	5,000,000	94.4750	4,723,731	5,000,000	5,000,000					6.393	6.442	JAJO	64,814	161,906	10/26/2018	01/20/2031
88432V-AG-9	WIND RIVER CLO LTD WINDR_18-1 MEZZANIN A	1.F FE	10,000,000	93.8940	9,389,394	10,000,000	10,000,000					6.029	6.073	JAJO	127,282	299,877	06/22/2018	07/15/2030
88432W-AA-0	WIND RIVER CLO LTD WINDR_18-1 SUB ABS_AB	...	4	...	3.C FE	4,500,000	81.1390	3,651,249	4,500,000	4,500,000					9.579	9.690	JAJO	91,002	297,801	06/22/2018	07/15/2030
88433B-AU-1	WIND RIVER CLO LTD WINDR_16-2A MEZZANIN	...	4	...	1.F FE	5,000,000	94.7690	4,738,425	5,000,000	5,000,000					6.590	6.642	FIAN	55,828	166,437	11/16/2018	11/03/2031
88434H-AJ-2	WIND RIVER CLO LTD WINDR_18-2A MEZZANIN	...	4	...	1.F FE	9,000,000	93.8000	8,441,966	9,000,000	9,000,000					6.279	6.327	JAJO	119,304	292,827	08/17/2018	07/15/2030
88606W-AA-0	THUNDERBOLT AIRCRAFT LEASE LTD SENIOR AB	...	4	...	2.B FE	752,626	86.0330	647,536	752,658	758,418		1,509			4.212	4.803	MON	1,409	31,709	04/25/2017	05/17/2032
88631Y-AG-2	TIAA CLO IV TIA_18-1A SENIOR ABS_ABS_18	...	4	...	1.F FE	4,750,000	92.7940	4,407,704	4,750,000	4,750,000					6.393	6.442	JAJO	61,573	153,811	11/13/2018	01/20/2032
88631Y-AJ-6	TIAA CLO IV TIA_18-1A SENIOR ABS_ABS_18	...	4	...	2.C FE	4,750,000	90.8140	4,313,661	4,750,000	4,750,000					7.293	7.357	JAJO	70,242	197,154	11/13/2018	01/20/2032
89255H-AA-9	VANDERBILT UNIVERSITY TRADEMAR ABS_ABS	...	4	...	1.F PL	29,992,265	70.5460	21,158,343	29,992,265	29,992,265					4.920	4.970	MON	122,968	1,475,619	07/03/2018	07/01/2048
89413C-AE-7	TRAPEZA CDO LLC TRAP_06-10A SENIOR ABS_A	2.B FE	2,388,750	69.4090	2,082,280	3,000,000	2,411,531		22,781			4.391	6.626	JAJO	31,833	41,556	02/16/2022	07/06/2041
89566E-AA-7	TRI-STATE GENERATION AND TRANS SECURED C	...	1	...	1.G FE	27,017,053	91.6660	24,749,820	27,000,000	26,713,492		(1,280,082)			6.000	6.066	JD	72,000	1,620,000	06/15/2021	06/15/2040
90654B-CL-4	UNION ELECTRIC CO SECURED CORP_BND	1.F FE	3,993,460	77.7580	3,110,316	4,000,000	3,994,520		153			3.650	3.659	AO	30,822	146,000	06/20/2016	04/15/2045
90654B-CQ-3	UNION ELECTRIC CO SECURED CORP_BND	...	2	...	1.F FE	54,830	70.6420	35,321	50,000	54,701		(120)			3.250	2.745	AO	406	1,625	12/02/2021	10/01/2049
909318-AA-5	UNITED AIRLINES 2018-1 AA PASS SECURED C	1.F FE	3,236,454	84.9370	2,748,951	3,236,454	3,236,454					3.500	3.499	MS	37,759	113,276	09/01/2018	09/01/2031
90931C-AA-6	UNITED AIRLINES 2019-1 PASS TH SECURED C	1.F FE	845,282	89.0220	688,322	773,207	831,497		(3,569)			4.150	2.824	FA	11,231	32,088	01/29/2020	08/25/2031
90931E-AA-2	UNITED AIRLINES 2019-1 PASS TH SECURED C	2.C FE	2,322,330	83.7500	1,944,951	2,322,330	2,322,330					4.550	4.549	FA	36,983	105,666	02/04/2019	08/25/2031
90931V-AA-4	UNITED AIRLINES 2018 1A PASS T SECURED C	2.C FE	12,136,704	83.1430	10,090,796	12,136,704	12,136,704					3.700	3.699	MS	149,686	449,058	09/01/2018	09/01/2031
90932D-AA-3	UNITED AIRLINES 2016-2 PASS TH SECURED C	2.C FE	17,656,566	80.2840	14,175,397	17,656,566	17,656,566					3.100	3.099	AO	127,716	547,354	09/13/2016	04/07/2030
90983V-AA-1	UNITED COMMUNITIES LLC SECURED MUNITAX_B	2.B FE	34,957,416	88.8810	32,754,123	36,851,464	35,298,365		33,080			5.611	6.015	MS	608,833	2,067,736	12/19/2018	09/15/2051
91679R-AA-7	UPSTART PASS-THROUGH TRUST UPS_ABS	...	4	...	2.B FE	162,032	97.4370	162,032	162,032	162,032					3.350	3.369	MON	166	5,428	03/05/2020	04/20/2028
92211M-AE-3	VANTAGE DATA CENTERS ISSUER LL SENIOR AB	...	4	...	1.G FE	10,311,042	97.6540	10,069,177	10,311,042	10,311,042					4.196	4.230	MON	19,229	432,651	11/16/2018	11/16/2043
92212K-AA-4	VANTAGE DATA CENTERS ISSUER LL SENIOR AB	...	4	...	1.G FE	3,383,333	94.9800	3,213,474	3,383,333	3,383,333					3.188	3.204	MON	4,794	107,861	07/30/2019	07/15/2044
923250-AJ-1	VENTURE CDO LTD VENTR_18-34A MEZZANIN AB	...	4	...	1.F FE	10,000,000	88.7100	8,870,993	10,000,000	10,000,000					6.144	6.186	JAJO	127,994	303,292	06/15/2018	07/18/2031
92328G-AJ-2	VENTURE CDO LTD VENTR_13-14A ABS_ABS_13	...	4	...	2.B FE	7,925,000	88.6260	7,023,626	7,925,000	7,925,000					8.736	8.830	FIAN	65,389	426,946	08/15/2017	08/28/2029
92329F-AV-9	VENTURE CDO LTD VENTR_14-18A MEZZANIN AB	2.C FE	19,850,000	86.9110	17,251,861	19,850,000	19,850,000					7.179	7.241	JAJO	300,846	827,969	10/04/2017	10/15/2029
92331L-AJ-6	VENTURE CDO LTD VENTR_15-22A MEZZANIN AB	...	4	...	1.E FE	1,000,000	89.5500	895,497	1,000,000	1,000,000					5.979	6.022	JAJO	12,623	29,478	01/26/2018	01/15/2031

ANNUAL STATEMENT FOR THE YEAR 2022 OF THE AMERICAN EQUITY INVESTMENT LIFE INSURANCE COMPANY

SCHEDULE D - PART 1

Showing All Long-Term BONDS Owned December 31 of Current Year

1	2	Codes			6	7	Fair Value		10	11	Change in Book/Adjusted Carrying Value				Interest					Dates	
		3	4	5			8	9			12	13	14	15	16	17	18	19	20	21	22
CUSIP Identification	Description	C o d e	F o r e i g n	Bond Char	NAIC Designation, NAIC Designation Modifier and SVO Administrative Symbol	Actual Cost	Rate Used to Obtain Fair Value	Fair Value	Par Value	Book/ Adjusted Carrying Value	Unrealized Valuation Increase/ (Decrease)	Current Year's (Amor-tization) Accretion	Current Year's Other-Than-Temporary Impairment Recognized	Total Foreign Exchange Change in Book/ Adjusted Carrying Value	Rate of	Effective Rate of	When Paid	Admitted Amount Due and Accrued	Amount Received During Year	Acquired	Stated Contractual Maturity Date
92331V-AG-3	VENTURE CDO LTD VENTR_18-31A MEZZANIN AB	..0..	4		..1.F FE	4,000,000	..89.6940	3,587,766	4,000,000	4,000,000					..6.193	..6.239	JAJ0	50,229	121,414	02/23/2018	04/20/2031
92331V-AL-2	VENTURE CDO LTD VENTR_18-31A MEZZANIN AB	..0..	4		..1.F FE	4,200,000	..86.2530	3,622,639	4,200,000	4,200,000					..4.703	..4.730	JAJ0	38,957	197,526	02/28/2018	04/20/2031
92332C-AC-3	VENTURE CDO LTD VENTR_18-34A MEZZANIN AB	..0..	4		..1.F FE	5,725,000	..90.9020	5,204,146	5,725,000	5,725,000					..6.379	..6.419	JAJ0	79,128	192,107	09/19/2018	10/15/2031
92332C-AD-1	VENTURE CDO LTD VENTR_18-34A MEZZANIN AB	..0..	4		..2.C FE	2,575,000	..84.1370	2,166,533	2,575,000	2,575,000					..7.379	..7.434	JAJ0	41,169	112,657	09/19/2018	10/15/2031
92332T-AD-4	VENTURE CDO LTD VENTR_20-39A ABS_ABS_20	..0..	4		..1.C FE	3,000,000	..94.7050	2,841,143	3,000,000	3,000,000					..5.879	..5.918	JAJ0	38,214	85,376	02/25/2020	04/15/2033
92332T-AE-2	VENTURE CDO LTD VENTR_20-39A MEZZANIN AB	..0..	4		..1.F FE	9,000,000	..91.9720	8,277,500	9,000,000	9,000,000					..6.329	..6.375	JAJ0	123,418	297,414	02/25/2020	04/15/2033
92332T-AF-9	VENTURE CDO LTD VENTR_20-39A SENIOR ABS	..0..	4		..2.C FE	4,985,895	..90.8080	4,540,402	5,000,000	4,986,938		1,043			..8.329	..8.464	JAJ0	90,232	209,465	04/01/2022	04/15/2033
92558K-AE-8	VIBRANT CLO LTD VIBR_18-10A ABS_ABS_18	..0..	4		..1.F FE	10,000,000	..94.3610	9,436,102	10,000,000	10,000,000					..6.443	..6.493	JAJ0	130,641	328,881	08/30/2018	10/20/2031
92558K-AG-3	VIBRANT CLO LTD VIBR_18-10A MEZZANIN ABS	..0..	4		..2.C FE	9,000,000	..83.7140	7,534,280	9,000,000	9,000,000					..7.493	..7.561	JAJ0	136,739	391,805	08/30/2018	10/20/2031
92558K-AJ-7	VIBRANT CLO LTD VIBR_18-10A SUB ABS_ABS	..0..	4		..1.F FE	2,500,000	..88.2510	2,206,271	2,500,000	2,500,000					..5.120	..5.152	JAJ0	25,244	128,000	08/30/2018	10/20/2031
92915P-AH-8	VOYA CLO LTD INGIM_14-1A SENIOR ABS_ABS	..0..	4		..1.A FE	10,112,172	..98.3580	10,225,270	10,395,997	10,130,923		18,751			..4.919	..6.241	JAJ0	106,527	9,465	11/03/2022	04/18/2031
92916G-BE-3	VOYA CLO LTD INGIM_12-4A SENIOR ABS_ABS	..0..	4		..1.A FE	1,963,600	..98.3000	1,966,000	2,000,000	1,963,957		357			..1.091	..1.618	JAJ0	18,243		12/15/2022	10/15/2030
92916X-AN-7	ING INVESTMENT MANAGEMENT CLO SUB ABS_AB	..0..	4		..1.F FE	10,000,000	..92.9000	9,290,000	10,000,000	10,000,000					..6.444	..6.494	JAJ0	134,244	333,739	08/30/2018	10/18/2031
92916X-AQ-0	ING INVESTMENT MANAGEMENT CLO SUB ABS_AB	..0..	4		..2.C FE	9,000,000	..87.3400	7,860,957	9,000,000	9,000,000					..7.444	..7.511	JAJ0	139,570	391,628	08/30/2018	10/18/2031
92917K-AA-2	VOYA CLO LTD VOYA_18-3A SENIOR ABS_ABS	..0..	4		..1.A FE	976,000	..98.6680	986,684	1,000,000	977,445		1,445			..5.229	..6.112	JAJ0	11,039		10/13/2022	10/15/2031
92917K-AD-6	VOYA CLO LTD VOYA_18-3A MEZZANIN ABS_ABS	..0..	4		..1.F FE	3,000,000	..93.4660	2,803,977	3,000,000	3,000,000					..6.279	..6.327	JAJ0	39,768	97,609	09/17/2018	10/15/2031
92917K-AE-4	VOYA CLO LTD VOYA_18-3A MEZZANIN ABS_ABS	..0..	4		..2.C FE	2,700,000	..88.5830	2,391,732	2,700,000	2,700,000					..7.079	..7.140	JAJ0	40,351	109,868	09/17/2018	10/15/2031
92917N-AB-7	VOYA CLO LTD VOYA_19-1A SENIOR ABS_ABS	..0..	4		..1.A FE	786,096	..98.4380	787,506	800,000	786,466		370			..5.139	..5.808	JAJ0	8,679		11/29/2022	04/15/2031
92917R-AG-4	VOYA CLO LTD VOYA_19-2 MEZZANIN ABS_ABS	..0..	4		..1.F FE	7,000,000	..94.4610	6,612,257	7,000,000	7,000,000					..6.643	..6.696	JAJ0	94,288	244,411	06/20/2019	07/20/2032
92917R-AJ-8	VOYA CLO LTD VOYA_19-2 ABS_ABS_19-2A 14	..0..	4		..2.C FE	10,375,000	..88.6800	9,200,590	10,375,000	10,375,000					..7.943	..8.019	JAJ0	167,097	499,001	06/20/2019	07/20/2032
94950H-AG-0	WELLFLEET CLO LTD WELF_17-3A MEZZANIN AB	..0..	4		..2.C FE	2,889,396	..83.5810	2,507,443	3,000,000	2,897,421		8,025			..6.829	..7.862	JAJ0	43,251	92,636	06/28/2022	01/17/2031
94951J-AE-0	WELLFLEET CLO LIMITED WELF_21 ABS_ABS_1	..0..	4		..1.F FE	3,000,000	..91.9630	2,758,903	3,000,000	3,000,000					..6.329	..6.378	JAJ0	40,085	87,246	11/02/2021	01/15/2035
95058X-AE-8	WENDYS FUNDING LLC WEN_18-1A SENIOR ABS	..0..	4		..2.B FE	950,000	..89.7560	852,682	950,000	950,000					..3.884	..3.902	MJSD	1,640	36,898	12/06/2017	03/15/2048
95058X-AH-1	WENDYS FUNDING LLC WEN_19-1A SENIOR ABS	..0..	4		..2.B FE	1,365,000	..88.7440	1,211,362	1,365,000	1,365,000					..4.080	..4.098	MJSD	2,475	55,692	06/13/2019	06/15/2049
95709T-AJ-9	EVERGY KANSAS CENTRAL INC SECURED CORP_B	..0..	1		..1.F FE	6,613,384	..81.8830	5,170,924	6,315,000	6,556,854		(8,080)			..4.100	..3.822	AO	64,729	258,915	12/29/2014	04/01/2043
96042Q-AJ-9	WESTLAKE AUTOMOBILE RECEIVABLE SUB ABS_A	..0..	4		..1.D FE	18,586,983	..97.5790	18,640,543	19,103,000	18,610,094		23,112			..1.240	..5.014	MON	10,528		12/20/2022	11/17/2025
97988A-AQ-2	WOODMONT TRUST WDMNT_17-3A MEZZANIN ABS	..0..	4		..1.C FE	4,300,000	..94.3450	4,056,841	4,300,000	4,300,000					..6.493	..6.543	JAJ0	56,612	141,419	03/10/2020	04/20/2032
97988A-AS-8	WOODMONT TRUST WDMNT_17-3A MEZZANIN ABS	..0..	4		..1.F FE	5,450,000	..93.9030	5,117,727	5,450,000	5,450,000					..7.043	..7.102	JAJ0	77,830	234,497	03/10/2020	04/20/2032
97988A-AU-3	WOODMONT TRUST WDMNT_17-3A ABS_ABS_17-3	..0..	4		..2.C FE	1,950,000	..91.2190	1,778,767	1,950,000	1,950,000					..8.343	..8.426	JAJ0	32,988	103,673	03/10/2020	04/20/2032
97988U-AJ-9	WOODMONT TRUST WDMNT_19-6A ABS_ABS_19-6	..0..	4		..1.F FE	3,000,000	..93.2680	2,798,030	3,000,000	3,000,000					..6.829	..6.885	JAJ0	43,251	114,430	06/18/2021	07/15/2031
97988U-AW-5	WOODMONT TRUST WDMNT_19-6A ABS_ABS_19-6	..0..	4		..2.C FE	3,000,000	..88.0710	2,642,126	3,000,000	3,000,000					..7.979	..8.055	JAJ0	50,535	149,612	06/18/2021	07/15/2031
BANOVU-VQ-0	TIDEWATER AUTO RECEIVABLES TRU ABS_ABS	..0..	4		..1.G Z	2,612,414	100.0000	2,612,414	2,612,414	2,612,414					..7.924	..5.358	MON	12,076	105,843	10/20/2022	01/01/2025
BANOVU-VR-8	TIDEWATER AUTO RECEIVABLES TRU ABS_ABS	..0..	4		..2.C Z	559,470	100.0000	559,470	559,470	559,470					..8.274	..6.466	MON	2,700	25,426	10/20/2022	01/01/2025
BANOVU-VS-6	TIDEWATER AUTO RECEIVABLES TRU ABS_ABS	..0..	4		..3.C Z	279,735	100.0000	279,735	279,735	279,735					..9.024	..7.175	MON	1,473	13,173	10/20/2022	01/01/2025
BME56R-LM-8	PETROS PACE FINANCE LLC SECURED CORP_BND	..0..	4		..1.F	7,122,674	..82.7050	5,754,378	6,957,687	7,121,027		(1,648)			..4.246	..4.129	MJSD	1,641	138,685	06/08/2022	12/31/2051
BMS0WT-9Z-6	BRIGHTWOOD CAPITAL MM CLO BWCA ABS_ABS	..0..	4		..2.A Z	14,250,000	100.0000	14,250,000	14,250,000	14,250,000					..7.333	..7.390	JAJ0	211,899	603,043	06/13/2022	12/31/2032
BMS1MD-FY-6	ACM AIF-E P2 CL JV GPCC SPE 2 ABS_ABS	..0..	4		..1.E FE	66,735,357	100.0000	66,735,357	66,735,357	66,735,357					..7.530	..7.640	MON	237,300	557,624	12/16/2022	10/19/2025
BMS1MD-H4-0	ACM AIF-E P2 CL JV GPCC SPE 2 ABS_ABS	..0..	4		..2.A FE	14,091,529	100.0000	14,091,529	14,091,529	14,091,529		(20)			..8.640	..8.787	MON	57,493	134,904	12/12/2022	10/19/2025
G2950*-AA-7	AA INFRASTRUCTURE DEBT FUND 1 ABS_ABS	..0..	4		..1.G PL	38,697,401	100.0000	38,272,156	38,452,393	38,596,028		(54,494)			..6.100	..2.075	FIAN	390,905	1,191,196	02/18/2021	11/01/2034
G4301U-AF-1	HARBOUR AIRCRAFT INVESTMENTS L ABS_ABS	..0..	4		..3.C FE	791,126	..76.3960	590,297	772,686	777,561		(1,674)			..4.000	..3.518	MON	1,374	30,907	02/01/2018	11/15/2037
009088-AA-3	AIR CANADA 2015-2 PASS THROUGH SECURED C	..0..	A		..1.G FE	6,865,612	88.0000	6,041,739	6,865,612	6,865,612					..3.750	..3.750	JD	11,443	257,464	06/30/2022	06/15/2029
009088-AB-1	AIR CANADA 2015-2 PASS THROUGH SECURED C	..0..	A		..2.B FE	8,279,048	81.0000	6,673,357	8,238,712	8,262,656		(2,567)			..4.125	..4.061	JD	15,104	339,865	01/31/2022	06/15/2029
009090-AA-9	AIR CANADA 2015-1 PASS THROUGH SECURED C	..0..	A		..1.F FE	6,707,493	88.5000	5,936,131	6,707,493	6,707,493					..3.600	..3.600	MS	71,099	241,470	03/11/2015	03/15/2027
001199-AG-3	AGL CORE 4 CLO LTD AGL_20-4A ABS_ABS_20	..0..	D		..1.A FE	15,465,675	..97.9460	15,132,696	15,450,000	15,462,306		(3,005)			..5.313	..5.324	JAJ0	166,438	330,080	11/03/2021	04/20/2033
00119E-AC-1	AGL CLO LTD AGL_22-23 ABS_ABS_23 144A	..0..	D		..1.C FE	3,200,000	..99.9850	3,199,520	3,200,000	3,200,000					..7.681	..7.743	JAJ0	16,387		11/02/2022	01/20/2036

ANNUAL STATEMENT FOR THE YEAR 2022 OF THE AMERICAN EQUITY INVESTMENT LIFE INSURANCE COMPANY

SCHEDULE D - PART 1

Showing All Long-Term BONDS Owned December 31 of Current Year

1	2	Codes			6	7	Fair Value		10	11	Change in Book/Adjusted Carrying Value				Interest					Dates	
		3	4	5			8	9			12	13	14	15	16	17	18	19	20	21	22
CUSIP Identification	Description	C o d e	F o r e i g n	Bond Char	NAIC Designation, NAIC Designation Modifier and SVO Administrative Symbol	Actual Cost	Rate Used to Obtain Fair Value	Fair Value	Par Value	Book/ Adjusted Carrying Value	Unrealized Valuation Increase/ (Decrease)	Current Year's (Amor-tization) Accretion	Current Year's Other-Than-Temporary Impairment Recognized	Total Foreign Exchange Change in Book/ Adjusted Carrying Value	Rate of	Effective Rate of	When Paid	Admitted Amount Due and Accrued	Amount Received During Year	Acquired	Stated Contractual Maturity Date
00119E-AE-7	AGL CLO LTD AGL_22-23 ABS_ABS_23 144A	..0.	D1.F FE	4,500,000	..99.4070	4,473,300	4,500,000	4,500,000					..8.581	..8.660	JAUJ	25,744		11/02/2022	..01/20/2036
00119M-AC-3	AGL CLO 3 LTD AGL_20-3A ABS_ABS_3 144A	..0.	D	4	..1.C FE	5,000,000	..96.3750	4,818,742	5,000,000	5,000,000					..5.779	..5.818	JAUJ	61,002	137,195	02/12/2020	..01/18/2033
00119M-AG-4	AGL CLO 3 LTD AGL_20-3A ABS_ABS_3 144A	..0.	D	4	..1.F FE	18,000,000	..93.8490	16,892,784	18,000,000	18,000,000					..6.229	..6.274	JAUJ	236,707	576,478	02/12/2020	..01/18/2033
00119Y-AA-1	AGL CLO 10 LTD AGL_21-10A ABS_ABS_21-10	..0.	D1.A FE	4,849,050	..97.1240	4,856,218	5,000,000	4,851,658		2,608			..5.209	..5.889	JAUJ	56,432		11/18/2022	..04/15/2034
00166F-AL-0	ALM LOAN FUNDING ALM_20-1A MEZZANIN ABS	..0.	D	4	..2.C FE	1,400,000	..90.1930	1,262,700	1,400,000	1,400,000					..7.079	..7.140	JAUJ	20,923	56,969	02/05/2020	..10/15/2029
00174E-AS-5	AMERICAN MONEY MANAGEMENT CORP SUB ABS_A	..0.	D	4	..1.F FE	10,000,000	..92.5720	9,257,245	10,000,000	10,000,000					..6.686	..6.741	FIAN	66,863	333,491	05/18/2018	..05/27/2031
00174E-AU-0	AMERICAN MONEY MANAGEMENT CORP SUB ABS_A	..0.	D	4	..2.C FE	9,000,000	..87.7530	7,897,806	9,000,000	9,000,000					..7.786	..7.860	FIAN	70,077	401,067	05/18/2018	..05/26/2031
00176A-BC-8	AMERICAN MONEY MANAGEMENT CORP MEZZANIN	..0.	D	4	..1.F FE	9,000,000	..93.7500	8,437,500	9,000,000	9,000,000					..6.315	..6.363	JAUJ	97,878	275,250	04/20/2018	..04/30/2031
00176A-BD-6	AMERICAN MONEY MANAGEMENT CORP SENIOR AB	..0.	D	4	..2.B FE	5,000,000	..87.1950	4,359,725	5,000,000	5,000,000					..7.265	..7.329	JAUJ	62,557	201,727	04/20/2018	..04/30/2031
00176C-AU-5	AMERICAN MONEY MANAGEMENT CORP SENIOR AB	..0.	D	4	..2.B FE	5,000,000	..85.1350	4,256,751	5,000,000	5,000,000					..7.292	..7.357	FIAN	52,664	198,380	11/01/2017	..11/10/2030
00900G-AJ-4	AIMCO AIMCO_18-AA MEZZANIN ABS_ABS_18-A	..0.	D	4	..2.C FE	4,350,000	..93.6380	4,073,251	4,350,000	4,350,000					..6.629	..6.682	JAUJ	60,878	157,755	02/16/2018	..04/17/2031
00900L-AL-8	AIMCO AIMCO_15-AA ABS_ABS_15-AA 144A	..0.	D1.A FE	1,946,000	..99.4450	1,988,905	2,000,000	1,949,280		3,280			..5.029	..6.264	JAUJ	21,234		11/02/2022	..10/17/2034
00900P-AJ-4	AIMCO_18-BA MEZZANIN ABS_ABS_18-B 144A	..0.	D	4	..2.C FE	5,000,000	..95.8150	4,790,763	5,000,000	5,000,000					..7.079	..7.130	JAUJ	76,691	203,459	12/03/2018	..01/15/2032
01449T-AA-1	ALESKO PREFERRED FUNDING 1X LT SENIOR AB	..0.	D1.A FE	486,867	..88.1110	488,872	554,835	486,359		(508)			..5.089	..7.815	MJSD	706	5,559	11/29/2022	..06/23/2036
01449T-AC-7	ALESKO PREFERRED FUNDING 1X LT SENIOR AB	..0.	D1.B FE	412,083	..79.6410	398,207	500,000	412,198		115			..5.179	..7.392	MJSD	575	5,124	12/21/2022	..06/23/2036
016269-AC-6	ALINEA CLO LTD ALINE_18-1A MEZZANIN ABS	..0.	D	4	..1.F FE	9,250,000	..94.1050	8,704,698	9,250,000	9,250,000					..6.143	..6.188	JAUJ	115,216	276,080	06/18/2018	..07/21/2031
016269-AD-4	ALINEA CLO LTD ALINE_18-1A ABS_ABS_18-1	..0.	D	4	..2.C FE	10,000,000	..90.9400	9,093,977	10,000,000	10,000,000					..7.343	..7.408	JAUJ	148,891	420,131	06/18/2018	..07/20/2031
0328Y-AJ-3	ANCHORAGE CAPITAL CLO LTD ANCH MEZZANIN	..0.	D	4	..2.C FE	1,250,000	..91.3280	1,141,599	1,250,000	1,250,000					..6.641	..6.693	JAUJ	18,446	46,442	03/16/2018	..04/13/2031
03292-AQ-6	ANCHORAGE CAPITAL CLO LTD ANCH SENIOR AB	..0.	D1.A FE	2,946,000	..98.8760	2,966,287	3,000,000	2,951,342		5,342			..5.191	..6.143	JAUJ	34,605	28,406	10/07/2022	..10/13/2030
03292-AW-3	ANCHORAGE CAPITAL CLO LTD ANCH SENIOR AB	..0.	D	4	..2.C FE	3,500,000	..93.5640	3,274,751	3,500,000	3,500,000					..7.141	..7.201	JAUJ	55,539	147,780	09/21/2017	..10/13/2030
0329A-AJ-4	ANCHORAGE CAPITAL CLO LTD ANCH MEZZANIN	..0.	D2.C FE	4,676,740	..94.4880	4,724,395	5,000,000	4,679,557		2,817			..6.579	..9.081	JAUJ	69,446		12/21/2022	..01/15/2030
03330A-AA-0	ANCHORAGE CAPITAL CLO LTD ANCH SENIOR AB	..0.	D1.A FE	298,209	..98.8440	294,760	298,209	298,209					..5.424	..5.460	JAUJ	2,920	6,414	10/25/2021	..01/28/2031
03330L-AS-7	ANCHORAGE CREDIT FUNDING LTD A ABS_ABS	..0.	D1.G FE	1,100,000	..83.5180	918,703	1,100,000	1,100,000					..3.424	..3.439	JAUJ	6,905	36,618	10/25/2021	..07/25/2036
03330Y-AG-5	ANCHORAGE CAPITAL CLO LTD ANCH MEZZANIN	..0.	D1.E FE	5,000,000	..92.3710	4,618,567	5,000,000	5,000,000					..6.643	..6.692	JAUJ	67,348	167,121	10/20/2021	..01/20/2035
03331J-AL-6	ANCHORAGE CAPITAL CLO LTD ANCH MEZZANIN	..0.	D	4	..1.F FE	7,500,000	..95.1790	7,138,406	7,500,000	7,500,000					..6.329	..6.378	JAUJ	100,211	247,845	08/21/2018	..10/15/2031
03331J-AN-2	ANCHORAGE CAPITAL CLO LTD ANCH MEZZANIN	..0.	D	4	..2.C FE	5,850,000	..91.7020	5,364,545	5,850,000	5,850,000					..7.229	..7.293	JAUJ	89,280	246,993	08/21/2018	..10/15/2031
036011-AL-8	ANNISA CLO LTD ANNSA_16-2A MEZZANIN ABS	..0.	D	4	..1.F FE	4,000,000	..94.7620	3,790,483	4,000,000	4,000,000					..6.243	..6.290	JAUJ	50,634	123,441	06/29/2018	..07/20/2031
036011-AN-4	ANNISA CLO LTD ANNSA_16-2A MEZZANIN ABS	..0.	D	4	..2.C FE	5,500,000	..93.0960	5,120,305	5,500,000	5,500,000					..7.243	..7.306	JAUJ	80,775	225,496	06/29/2018	..07/20/2031
03665Y-AG-0	ANTR_19-2A ABS_ABS_19-2A 144A	..0.	D1.F FE	937,638	..95.0150	950,146	1,000,000	937,878		240			..8.025	..9.471	JAUJ	15,603		12/21/2022	..01/23/2032
03666B-AE-4	ANTARES CLO LTD ANTR_21-1A ABS_ABS_21-1	..0.	D	4	..1.C FE	5,000,000	..94.1020	4,705,083	5,000,000	5,000,000					..6.208	..6.252	JAUJ	56,911	177,050	06/15/2021	..07/25/2033
03754W-AJ-0	APEXC_16-1A SUB ABS_ABS_20-16 144A	..0.	D1.A FE	2,899,812	..97.4570	2,923,712	3,000,000	2,900,504		692			..6.758	..7.830	JAUJ	37,169		12/21/2022	..10/27/2028
03759C-AS-9	APIDOS CLO APID_16-24A ABS_ABS_16-24A 1	..0.	D1.A FE	18,090,338	..98.4000	18,253,200	18,550,000	18,114,307		23,970			..5.193	..6.115	JAUJ	195,320	74,356	12/06/2022	..10/20/2030
03764Q-BJ-0	APIDOS CLO APID_13-15A SUB ABS_ABS_13-1	..0.	D	4	..1.F FE	9,000,000	..93.3940	8,405,421	9,000,000	9,000,000					..6.093	..6.138	JAUJ	111,189	264,055	03/29/2018	..04/20/2031
03764Q-BL-5	APIDOS CLO APID_13-15A SUB ABS_ABS_13-1	..0.	D	4	..2.C FE	7,500,000	..90.3200	6,774,005	7,500,000	7,500,000					..6.943	..7.001	JAUJ	105,585	284,682	03/29/2018	..04/20/2031
03765L-AP-7	APIDOS CLO APID_15-20A SURSEN ABS_ABS_1	..0.	D1.A FE	3,906,000	..98.0870	3,923,477	4,000,000	3,912,979		6,979			..5.179	..6.099	JAUJ	43,735	38,830	10/05/2022	..07/16/2031
03765L-AR-3	APID_15-20AR SENIOR ABS_ABS_15-20A 144A	..0.	D1.C FE	6,521,918	..96.5270	6,515,606	6,750,000	6,523,261		1,343			..5.629	..6.530	JAUJ	80,215		12/19/2022	..07/16/2031
03765L-AV-4	APID_15-20AR MEZZANIN ABS_ABS_15-20AR 1	..0.	D	4	..1.F FE	10,000,000	..94.9060	9,490,634	10,000,000	10,000,000					..6.029	..6.073	JAUJ	127,282	301,989	07/10/2018	..07/16/2031
03765L-AX-0	APID_15-20AR MEZZANIN ABS_ABS_15-20AR 1	..0.	D	4	..2.C FE	5,950,000	..93.0400	5,536,098	5,950,000	5,950,000					..7.029	..7.089	JAUJ	88,294	239,844	07/10/2018	..07/16/2031
03766G-AL-6	APIDOS CLO APID_17-26A ABS_ABS_17-26A 1	..0.	D1.A FE	18,777,600	..98.7670	18,963,325	19,200,000	18,796,982		19,382			..5.094	..5.852	JAUJ	203,748		10/27/2022	..07/18/2029
03766Y-AA-1	APIDOS CLO APID_17-28A MEZZANIN ABS_ABS	..0.	D	4	..3.C FE	5,000,000	..84.4330	4,221,638	5,000,000	5,000,000					..9.743	..9.855	JAUJ	98,779	331,732	11/09/2017	..01/20/2031
03767C-AE-0	APIDOS CLO APID_17-28A MEZZANIN ABS_ABS	..0.	D	4	..2.C FE	11,875,000	..89.7530	10,658,128	11,875,000	11,875,000					..6.743	..6.797	JAUJ	162,360	426,666	11/09/2017	..01/20/2031
03767J-AF-2	APIDOS CLO APID_17-27A ABS_ABS_17-27A 1	..0.	D1.A FE	13,929,675	..98.8560	14,087,020	14,250,000	13,944,418		14,743			..5.009	..5.780	JAUJ	150,692		11/08/2022	..07/17/2030
03767V-AG-3	APID_19-31A ABS_ABS_19-31A 144A	..0.	D1.A FE	7,718,375	..98.6220	7,829,566	7,728,393	7,728,393		10,018			..5.179	..5.967	JAUJ	86,803	74,875	10/12/2022	..04/15/2031
03880X-AG-1	ARBOR REALTY COLLATERALIZED LO ABS_ABS	..0.	D1.G FE	10,000,000	..94.7370	9,473,688	10,000,000	10,000,000					..6.107	..6.175	MON	28,840	307,142	01/26/2022	..01/15/2037
03880X-AJ-5	ARBOR REALTY COLLATERALIZED LO ABS_ABS	..0.	D2.B FE	5,000,000	..91.9910	4,599,561	5,000,000	5,000,000					..6.807	..6.892	MON	16,073	183,418	01/26/2022	..01/15/2037
03880X-AL-0	ARBOR REALTY COLLATERALIZED LO ABS_ABS	..0.	D2.C FE	14,925,000	..90.6740	13,601,084	15,000,000	14,940,452		15,452			..7.557	..7.831	MON	53,531	646,192	01/26/2022	..01/15/2037
03990A-AA-1	ARES CLO LTD ARES_18-48A MEZZANIN ABS_AB	..0.	D	4	..3.C FE	5,500,000	..80.9800	4,453,908	5,500,000	5,500,000					..9.443	..9.550	JAUJ	105,311	348,176	05/24/2018	..07/20/2030

ANNUAL STATEMENT FOR THE YEAR 2022 OF THE AMERICAN EQUITY INVESTMENT LIFE INSURANCE COMPANY

SCHEDULE D - PART 1

Showing All Long-Term BONDS Owned December 31 of Current Year

1	2	Codes			6	7	Fair Value		10	11	Change in Book/Adjusted Carrying Value				Interest					Dates	
		3	4	5			8	9			12	13	14	15	16	17	18	19	20	21	22
CUSIP Identification	Description	C o d e	F o r e i g n	Bond Char	NAIC Designation, NAIC Designation Modifier and SVO Administrative Symbol	Actual Cost	Rate Used to Obtain Fair Value	Fair Value	Par Value	Book/ Adjusted Carrying Value	Unrealized Valuation Increase/ (Decrease)	Current Year's (Amor-tization) Accretion	Current Year's Other-Than-Temporary Impairment Recognized	Total Foreign Exchange Change in Book/ Adjusted Carrying Value	Rate of	Effective Rate of	When Paid	Admitted Amount Due and Accrued	Amount Received During Year	Acquired	Stated Contractual Maturity Date
04016L-AQ-0	ARES_17-42A SENIOR ABS_ABS_17-42A 144A	..0.	D		..1.A FE	1,791,936	..98.9200	1,807,845	1,827,574	1,794,747					..5.245	..6.348	JAJO	18,371		10/31/2022	..01/24/2028
04016Q-AD-8	ARES CLO LTD ARES_17-45A MEZZANIN ABS_AB		D	4	..2.C FE	5,850,000	..91.6350	5,360,619	5,850,000	5,850,000					..7.129	..7.191	JAJO	88,045	241,029	08/30/2017	..10/15/2030
04016V-AG-0	ARES CLO LTD ARES_18-47A MEZZANIN ABS_AB		D	4	..1.F FE	6,300,000	..93.7520	5,906,370	6,300,000	6,300,000					..5.829	..5.870	JAJO	79,568	176,077	03/13/2018	..04/15/2030
04016V-AJ-4	ARES CLO LTD ARES_18-47A MEZZANIN ABS_AB		D	4	..2.C FE	15,000,000	..88.4970	13,274,511	15,000,000	15,000,000					..6.779	..6.834	JAJO	220,322	564,503	03/13/2018	..04/15/2030
04016W-AA-1	ARES CLO LTD ARES_18-47A MEZZANIN ABS_AB		D	4	..3.C FE	10,000,000	..82.1070	8,210,711	10,000,000	10,000,000					..9.579	..9.689	JAJO	207,548	661,780	03/13/2018	..04/15/2030
04017F-AJ-8	ARES CLO LTD ARES_18-48A MEZZANIN ABS_AB		D	4	..2.C FE	7,250,000	..87.3020	6,329,412	7,250,000	7,250,000					..6.943	..7.001	JAJO	102,065	275,192	05/24/2018	..07/20/2030
04017J-AG-6	ARES CLO LTD ARES_18-49A MEZZANIN ABS_AB		D	4	..1.F FE	10,000,000	..94.4110	9,441,073	10,000,000	10,000,000					..6.275	..6.322	JAJO	120,263	309,232	07/06/2018	..07/22/2030
04017J-AJ-0	ARES CLO LTD ARES_18-49A MEZZANIN ABS_AB		D	4	..2.C FE	8,500,000	..90.9660	7,732,090	8,500,000	8,500,000					..7.325	..7.390	JAJO	119,329	353,832	07/06/2018	..07/22/2030
04017K-AA-6	ARES CLO LTD ARES_18-49A MEZZANIN ABS_AB		D	4	..3.C FE	5,000,000	..82.9340	4,146,687	5,000,000	5,000,000					10.025	10.146	JAJO	96,069	345,762	07/06/2018	..07/22/2030
04019R-AN-1	ARES CLO LTD ARES_22-66 ABS_ABS_66 144A	..0.	D		..2.A FE	4,994,065	..95.9860	4,799,294	5,000,000	4,994,613					..7.689	..7.778	JAJO	139,895		11/29/2022	..07/25/2034
04941Y-AL-3	ATLAS SENIOR LOAN FUND LTD ATC MEZZANIN	..0.	D	4	..1.F FE	10,000,000	..92.2360	9,223,601	10,000,000	10,000,000			..548		..6.277	..6.325	JAJO	116,819	308,952	06/08/2018	..07/26/2031
04941Y-AN-9	ATLAS SENIOR LOAN FUND LTD ATC MEZZANIN		D	4	..2.C FE	13,525,000	..82.9700	11,221,713	13,525,000	13,525,000					..7.377	..7.443	JAJO	185,687	568,699	06/08/2018	..07/26/2031
04942V-AS-3	ATCLO_19-13A MEZZANIN ABS_ABS_19-13A 14	..0.	D		..2.C FE	927,397	..81.2080	812,081	1,000,000	928,146			..749		..8.435	10.088	JAJO	16,166		11/29/2022	..04/22/2031
04965C-AJ-7	ATRIUM CDO CORP ATRM_12A SENIOR ABS_ABS		D		..1.A FE	1,816,813	..98.7220	1,812,622	1,836,092	1,817,517			..704		..5.155	..6.323	JAJO	18,140		12/15/2022	..04/22/2027
04965L-AL-2	ATRIUM CDO CORP ATRM_14-C MEZZANIN ABS_A	..0.	D	4	..1.F FE	4,929,000	..94.8680	4,743,409	5,000,000	5,026,724			(4,354)		..6.029	..5.938	JAJO	63,641	150,994	08/29/2018	..08/23/2030
04966H-AA-4	ATRIUM CDO CORP ATRM_13A SENIOR ABS_ABS		D		..1.A FE	494,750	..99.2260	496,129	500,000	494,909			..159		..5.505	..6.082	JAJO	5,275		12/06/2022	..11/21/2030
04966H-AQ-0	ATRIUM CDO CORP ATRM_13A ABS_ABS_13A 14		D		..1.A FE	970,000	..96.8350	968,352	1,000,000	971,899			..1,899		..5.575	..8.450	JAJO	10,685		12/01/2022	..11/21/2030
04966H-AE-6	ATRIUM CDO CORP ATRM_13A SENIOR ABS_ABS	..0.	D		..1.C FE	8,211,250	..97.2320	8,021,648	8,250,000	8,212,380			..1,130		..5.825	..5.992	JAJO	92,101	189,673	11/08/2022	..11/21/2030
056162-AQ-3	BABSON CLO LTD BABS_15-1A ABS_ABS_15-1		D		..1.B FE	1,924,900	..96.8480	1,936,966	2,000,000	1,926,091			..1,191		..5.643	..6.732	JAJO	22,884		12/01/2022	..01/20/2031
05682V-AJ-4	BAIN CAPITAL CREDIT CLO LTD BC MEZZANIN		D		..2.C FE	9,925,000	..86.2130	8,556,607	9,925,000	9,925,000					..6.077	..7.137	JAJO	144,372	391,715	06/01/2018	..07/19/2031
05765X-AJ-0	BALBOA BAY LOAN FUNDING LTD BQ MEZZANIN	..0.	D	4	..2.C FE	3,500,000	..84.4850	2,956,977	3,500,000	3,500,000					..7.293	..7.351	JAJO	51,757	181,884	05/27/2021	..07/20/2034
06759F-AD-8	BABSON CLO LLC BABS_15-2A SENIOR ABS_AB		D		..1.B FE	2,829,938	..96.6640	2,827,428	2,925,000	2,831,844			..1,907		..5.833	..6.834	JAJO	34,594		11/29/2022	..10/20/2030
06759F-AG-1	BABSON CLO LTD BABS_15-2A SENIOR ABS_AB		D	4	..2.C FE	11,937,500	..90.0660	10,751,674	11,937,500	11,937,500					..7.193	..7.255	JAJO	174,108	483,376	10/12/2017	..10/20/2030
06759M-AL-5	BABSON CLO LTD BABS_16-1A ABS_ABS_16-1	..0.	D	4	..1.F FE	10,000,000	..94.3890	9,438,936	10,000,000	10,000,000					..6.425	..6.474	JAJO	124,922	321,630	07/25/2018	..07/23/2030
06760B-AJ-1	BABSON CLO LTD BABS_17-1A MEZZANIN ABS	..0.	D	4	..1.E FE	11,500,000	..96.9970	11,154,607	11,500,000	11,500,000					..6.594	..6.646	JAJO	157,974	401,254	06/23/2017	..07/18/2029
06760G-AC-5	BABSON CLO LTD BABS_18-1A MEZZANIN ABS	..0.	D	4	..1.F FE	3,760,000	..92.7000	3,485,522	3,760,000	3,760,000					..5.829	..5.870	JAJO	46,270	105,087	02/23/2018	..04/15/2031
06760G-AD-3	BABSON CLO LTD BABS_18-1A MEZZANIN ABS		D	4	..2.C FE	12,000,000	..85.5100	10,261,237	12,000,000	12,000,000					..6.679	..6.733	JAJO	169,205	439,369	02/23/2018	..04/15/2031
06760H-AA-7	BABSON CLO LTD BABS_18-1A MEZZANIN ABS		D	4	..3.C FE	8,000,000	..77.7230	6,217,867	8,000,000	8,000,000					..9.579	..9.690	JAJO	161,781	529,424	02/23/2018	..04/15/2031
06760X-AJ-3	BABSON CLO LTD BABS_18-4A MEZZANIN ABS		D	4	..2.C FE	5,500,000	..93.5800	5,146,923	5,500,000	5,500,000					..6.979	..7.038	JAJO	83,168	218,198	10/26/2018	..10/15/2030
070252-AA-9	BASSWOOD PARK CLO LTD BARK_21 ABS_ABS_2	..0.	D		..1.A FE	5,230,380	..97.1400	5,216,398	5,370,000	5,231,113			..733		..5.243	..5.828	JAJO	57,087		12/16/2022	..04/20/2034
07378W-AJ-8	BEAN CREEK CLO LTD BORK_15-1A ABS_ABS_1	..0.	D	4	..2.C FE	1,650,000	..89.1750	1,471,394	1,650,000	1,650,000					..6.993	..7.051	JAJO	23,396	63,466	04/06/2018	..04/20/2031
08179L-AG-6	BENEFIT STREET PARTNERS CLO LT SENIOR AB	..0.	D	4	..1.F FE	14,500,000	..92.9530	13,478,146	14,500,000	14,500,000					..5.993	..6.035	JAJO	176,198	410,721	02/23/2018	..04/20/2031
08179L-AJ-0	BENEFIT STREET PARTNERS CLO LT MEZZANIN		D	4	..2.C FE	3,500,000	..87.2070	3,052,239	3,500,000	3,500,000					..6.843	..6.898	JAJO	48,563	129,303	02/23/2018	..04/20/2031
08179X-AJ-5	BENEFIT STREET PARTNERS CLO LT ABS_ABS	..0.	D		..1.A FE	4,153,751	..99.1020	4,171,085	4,208,901	4,157,559			..3,808		..4.949	..5.713	JAJO	43,975		11/17/2022	..07/15/2029
08180X-AJ-2	BENEFIT STREET PARTNERS CLO LT SENIOR AB	..0.	D	4	..2.C FE	6,500,000	..86.4810	5,621,241	6,500,000	6,500,000					..6.993	..7.051	JAJO	92,166	250,019	01/25/2018	..01/20/2031
08181B-AJ-3	BENEFIT STREET PARTNERS CLO LT SENIOR AB	..0.	D	4	..1.F FE	10,000,000	..93.1040	9,310,411	10,000,000	10,000,000					..6.193	..6.238	JAJO	125,572	303,534	07/16/2018	..07/20/2031
08181B-AJ-9	BENEFIT STREET PARTNERS CLO LT SENIOR AB		D	4	..2.C FE	8,500,000	..85.7750	7,290,837	8,500,000	8,500,000					..7.193	..7.254	JAJO	123,972	344,184	07/16/2018	..07/21/2031
08181J-AA-0	BENEFIT STREET PARTNERS CLO LT SENIOR AB	..0.	D		..1.A FE	243,375	..98.6490	246,623	250,000	243,769			..394		..5.333	..6.504	JAJO	2,703		10/31/2022	..04/20/2031
08181J-AD-4	BENEFIT STREET PARTNERS CLO LT MEZZANIN	..0.	D	4	..1.F FE	14,000,000	..94.8230	13,275,268	14,000,000	14,000,000					..6.393	..6.442	JAJO	181,478	453,336	04/19/2018	..04/20/2031
08181J-AE-2	BENEFIT STREET PARTNERS CLO LT MEZZANIN		D	4	..2.C FE	3,980,000	..91.4450	3,657,783	4,000,000	4,004,868			(680)		..7.173	..7.202	JAJO	58,178	160,478	04/19/2018	..04/20/2031
08186E-AC-2	BENEFIT STREET PARTNERS CLO LT ABS_ABS	..0.	D		..1.C FE	5,250,000	..99.0360	5,199,379	5,250,000	5,250,000					..7.681	..7.742	JAJO	12,321		11/21/2022	..01/25/2036
08186P-AJ-2	BENEFIT STREET PARTNERS CLO LT ABS_ABS		D		..1.A FE	3,000,000	..96.8450	2,905,354	3,000,000	3,000,000					..5.249	..5.283	JAJO	33,245	62,633	11/02/2021	..10/15/2034
09203W-AS-4	BLACK DIAMOND CLO LTD BLACK_16 SENIOR AB	..0.	D	4	..1.F FE	9,488,125	..92.2380	8,762,563	9,500,000	9,499,223			..562		..6.307	..6.357	JAJO	111,509	296,394	04/12/2018	..04/26/2031
09203W-AJ-9	BLACK DIAMOND CLO LTD BLACK_16 MEZZANIN		D	4	..2.C FE	9,500,000	..84.9310	8,068,406	9,500,000	9,500,000					..7.327	..7.391	JAJO	129,543	394,640	04/12/2018	..04/26/2031
09626Q-BE-6	BLUEMOUNTAIN CLO LTD BLUEM_14 ABS_ABS_1		D	4	..1.F FE	6,800,000	..92.6840	6,302,539	6,800,000	6,800,000					..6.443	..6.493	JAJO	88,836	223,639	09/06/2018	..10/20/2030
09626Q-BG-1	BLUEMOUNTAIN CLO LTD BLUEM_14 ABS_ABS_1		D	4	..2.C FE	9,000,000	..83.6990	7,532,884	9,000,000	9,000,000					..7.343	..7.408	JAJO	134,002	378,118	09/06/2018	..10/20/2030
09626Y-AN-0	BLUEMOUNTAIN CLO LTD BLUEM_13 SENIOR ABS		D		..1.A FE	1,935,399	..98.7000	1,935,281	1,960,771	1,935,851			..452		..5.505	..6.259	JAJO	20,687		12/15/2022	..10/22/2030

ANNUAL STATEMENT FOR THE YEAR 2022 OF THE AMERICAN EQUITY INVESTMENT LIFE INSURANCE COMPANY

SCHEDULE D - PART 1

Showing All Long-Term BONDS Owned December 31 of Current Year

1	2	Codes			6	7	Fair Value		10	11	Change in Book/Adjusted Carrying Value				Interest					Dates	
		3	4	5			8	9			12	13	14	15	16	17	18	19	20	21	22
CUSIP Identification	Description	C o d e	F o r e i g n	Bond Char	NAIC Designation, NAIC Designation Modifier and SVO Administrative Symbol	Actual Cost	Rate Used to Obtain Fair Value	Fair Value	Par Value	Book/ Adjusted Carrying Value	Unrealized Valuation Increase/ (Decrease)	Current Year's (Amor-tization) Accretion	Current Year's Other-Than-Temporary Impairment Recognized	Total Foreign Exchange Change in Book/ Adjusted Carrying Value	Rate of	Effective Rate of	When Paid	Admitted Amount Due and Accrued	Amount Received During Year	Acquired	Stated Contractual Maturity Date
09626Y-AW-0	BLUEMOUNTAIN CLO LTD BLUEM_13 SENIOR ABS	D	4		2.C FE	12,500,000	.86.0090	10,751,098	12,500,000	12,500,000					.7.225	.7.288	JAJJ	173,089	507,598	10/11/2017	10/22/2030
09628J-AL-5	BLUEMOUNTAINCLOLTDBLUEM_15- SENIOR ABS_A	.0.	D		1.A FE	975,750	.98.7290	.987,288	1,000,000	977,016		1,286			.5.243	.6.321	JAJJ	10,631		11/08/2022	04/21/2031
09628N-AU-6	BLUEMOUNTAIN CLO LTD BLUEM_15 ABS_ABS_1	.0.	D		1.F FE	8,500,000	.92.9990	7,904,947	8,500,000	8,500,000					.6.143	.6.188	JAJJ	105,874	253,695	04/16/2018	04/20/2030
09628N-AW-2	BLUEMOUNTAIN CLO LTD BLUEM_15 ABS_ABS_1	D	4		2.C FE	10,000,000	.86.2880	8,628,835	10,000,000	10,000,000					.7.193	.7.255	JAJJ	145,849	404,923	04/16/2018	04/20/2030
09628V-AS-3	BLUEMOUNTAIN CLO LTD BLUEM_16 SENIOR ABS	D	4		1.F FE	3,400,000	.93.4000	3,175,600	3,400,000	3,400,000					.6.806	.6.863	FIAN	30,212	118,871	11/02/2018	11/15/2030
09628V-AU-8	BLUEMOUNTAIN CLO LTD BLUEM_16 MEZZANIN A	D	4		2.C FE	7,500,000	.84.4010	6,330,098	7,500,000	7,500,000					.7.706	.7.779	FIAN	75,456	330,652	11/02/2018	11/15/2030
09629L-AJ-4	BLUEMOUNTAIN CLO LTD BLUEM_18 SENIOR ABS	D	4		2.C FE	4,000,000	.85.7680	3,430,708	4,000,000	4,000,000					.7.143	.7.204	JAJJ	57,934	159,941	10/17/2018	10/20/2031
09629P-AG-1	BLUEMOUNTAIN CLO LTD BLUEM_18 SENIOR ABS	.0.	D		1.F FE	10,000,000	.93.3180	9,331,761	10,000,000	10,000,000					.6.029	.6.073	JAJJ	127,282	299,877	06/19/2018	07/15/2031
09629P-AJ-5	BLUEMOUNTAIN CLO LTD BLUEM_18 SENIOR ABS	D	4		2.C FE	9,000,000	.85.6070	7,704,647	9,000,000	9,000,000					.6.929	.6.987	JAJJ	131,654	352,464	06/19/2018	07/15/2031
09629T-AJ-7	BLUEMOUNTAIN CLO LTD BLUEM_18 SENIOR ABS	D	4		1.F FE	6,800,000	.93.3170	6,345,546	6,800,000	6,800,000					.6.465	.6.515	JAJJ	75,709	218,280	07/18/2018	07/30/2030
09629T-AL-2	BLUEMOUNTAIN CLO LTD BLUEM_18 ABS_ABS_1	D	4		2.C FE	13,000,000	.85.2290	11,079,767	13,000,000	13,000,000					.7.465	.7.187	JAJJ	167,127	548,745	07/18/2018	07/30/2030
09630P-AA-1	BLUEM_21-28A ABS_ABS_21-28A-A 144A	D			1.A FE	1,940,000	.97.5190	1,950,379	2,000,000	1,940,635		635			.5.339	.6.025	JAJJ	22,543		12/06/2022	04/15/2034
09630P-AE-3	BLUEM_21-28A MEZZANIN ABS_ABS_21-28A 14	D			1.C FE	2,851,500	.95.9310	2,877,940	3,000,000	2,852,705		1,205			.5.579	.6.469	JAJJ	35,335		12/01/2022	04/15/2034
09631B-AI-1	BLUEMOUNTAIN CLO LTD BLUEM_21 ABS_ABS_2	.0.	D		1.A FE	5,835,000	.97.1320	5,827,900	6,000,000	5,835,741		741			.5.377	.6.011	JAJJ	66,311		12/20/2022	04/19/2034
09631J-AG-1	BLUEMOUNTAINCLOLTDBLUEM_22- ABS_ABS_34	.0.	D		1.F FE	1,368,875	.93.7880	1,406,816	1,500,000	1,368,520		1,645			.6.363	.7.881	JAJJ	18,825		11/04/2022	04/20/2035
10806J-AA-1	BRIDGE STREET CLO I I LTD BRDGS ABS_ABS	D			1.A FE	1,502,550	.96.0510	1,440,762	1,500,000	1,502,281		(214)			.5.473	.5.478	JAJJ	16,646	37,219	11/03/2021	07/20/2034
10949W-AK-8	BRIGHTWOOD CAPITAL MM CLO BWCA MEZZANIN A	.0.	D		1.C FE	4,999,836	.90.0490	4,502,452	5,000,000	4,999,813					.2.800	.2.810	JAJJ	28,389	132,611	10/20/2021	11/15/2030
10949Y-AB-4	BRIGHTWOOD CAPITAL FUND I I I HO ABS_ABS	.0.	D	4	1.C FE	6,817,059	.99.6510	6,793,236	6,817,059	6,817,059					.3.444	.3.458	JAJJ	49,569	218,476	06/30/2021	04/15/2028
11043H-AA-6	BRITISH AIRWAYS PASS THRU TRUS SECURED C	.0.	D		2.B FE	7,234,462	.82.4680	5,966,138	7,234,462	7,234,462					.4.125	.4.146	MJSD	9,118	298,422	03/20/2018	03/20/2033
124166-AL-3	BUTTERMILK PARK CLO LTD BMILK MEZZANIN A	D	4		2.C FE	7,250,000	.88.3800	6,407,581	7,250,000	7,250,000					.7.179	.7.241	JAJJ	112,772	302,407	08/27/2018	10/15/2031
12416P-AA-5	BUTTERMILK PARK CLO LTD BMILK SUB ABS_AB	D	4		3.C FE	4,500,000	.80.5240	3,623,575	4,500,000	4,500,000					.9.829	.9.945	JAJJ	95,834	309,270	08/27/2018	10/15/2031
12480V-AC-9	CBAM CLO MANAGEMENT CBAM_17-1A SENIOR AB	D			1.A FE	7,105,506	.98.9300	7,099,746	7,176,554	7,108,193		2,687			.5.493	.6.086	JAJJ	79,930		12/01/2022	07/20/2030
12481K-AW-8	CBAM CLO MANAGEMENT CBAM_17-2A ABS_ABS	.0.	D	4	1.F FE	4,000,000	.92.9590	3,718,346	4,000,000	4,000,000					.6.379	.6.430	JAJJ	53,868	134,951	06/01/2021	07/17/2034
12481K-AY-4	CBAM CLO MANAGEMENT CBAM_17-2A ABS_ABS	.0.	D	4	2.C FE	4,000,000	.88.3790	3,535,152	4,000,000	4,000,000					.7.429	.7.498	JAJJ	62,735	177,418	06/01/2021	07/17/2034
12547D-AA-4	CIFC FUNDING LTD CIFC_21-4A ABS_ABS_21-	D			1.A FE	5,119,800	.98.2370	5,157,426	5,250,000	5,122,828		3,028			.5.129	.5.812	JAJJ	58,344		11/17/2022	07/15/2033
12548R-AB-0	CIFC FUNDING LTD CIFC_14-2RA SENIOR ABS	D			1.A FE	528,928	.98.6320	528,457	535,786	529,027		99			.5.375	.5.994	JAJJ	5,519		12/15/2022	04/24/2030
12548R-AD-6	CIFC FUNDING LTD CIFC_14-2RA SUB ABS_ABS	.0.	D	4	1.E FE	8,250,000	.95.6290	7,889,385	8,250,000	8,250,000					.6.225	.6.264	JAJJ	98,426	249,202	05/07/2018	04/24/2030
12549A-AS-9	CIFC FUNDING LTD CIFC_13-1A MEZZANIN ABS	.0.	D	4	2.C FE	11,740,865	.89.1280	10,472,554	11,750,000	11,741,877		1,012			.7.629	.7.716	JAJJ	189,245	498,003	04/01/2022	07/16/2030
12549B-AW-8	CIFC FUNDING LTD CIFC_13-2A SUB ABS_ABS	.0.	D	4	2.C FE	11,000,000	.90.9870	10,008,596	11,000,000	11,000,000					.7.244	.7.301	JAJJ	166,002	456,056	09/27/2017	10/18/2030
12549B-BA-5	CIFC FUNDING LTD CIFC_13-2A ABS_ABS_144	D			1.C FE	12,045,125	.96.7780	12,097,301	12,500,000	12,058,021		12,896			.5.694	.6.799	JAJJ	148,274		11/14/2022	10/18/2030
12549F-BM-0	CIFC FUNDING LTD CIFC_13-4A SENIOR ABS_A	D			1.A FE	4,860,900	.98.7120	4,886,225	4,950,000	4,863,065		2,165			.5.418	.6.228	JAJJ	49,168		12/06/2022	04/27/2031
12550A-AT-3	CIFC FUNDING LTD CIFC_14-5A SENIOR ABS_A	D			1.A FE	6,923,000	.98.7680	6,913,738	7,000,000	6,923,706		706			.5.279	.5.726	JAJJ	78,014		12/20/2022	10/17/2031
12550M-AJ-9	CIFC FUNDING LTD CIFC_15-3A SENIOR ABS_A	.0.	D		1.A FE	2,176,945	.98.6580	2,190,445	2,220,240	2,180,176		3,231			.5.097	.6.274	JAJJ	23,260		11/08/2022	04/19/2029
12551A-AL-9	CIFC FUNDING LTD CIFC_17-1A SENIOR ABS_A	.0.	D		1.A FE	10,035,184	.98.9850	10,067,518	10,170,755	10,044,942		9,758			.5.288	.6.330	JAJJ	107,557	71,260	11/30/2022	04/23/2029
12551J-AL-0	CIFC FUNDING LTD CIFC_17-4A SENIOR ABS_A	.0.	D		1.A FE	9,808,250	.98.9100	9,890,975	10,000,000	9,815,647		7,397			.5.275	.5.989	JAJJ	101,096		11/09/2022	10/24/2030
12551M-AG-4	CIFC FUNDING LTD CIFC_17-5A MEZZANIN ABS	D	4		2.C FE	15,000,000	.92.5690	13,885,403	15,000,000	15,000,000					.6.929	.6.978	JAJJ	219,423	589,483	10/13/2017	11/16/2030
12551Y-AE-3	CIFC FUNDING LTD CIFC_18-3A MEZZANIN ABS	.0.	D	4	1.F FE	5,000,000	.94.8760	4,743,778	5,000,000	5,000,000					.6.094	.6.139	JAJJ	63,476	149,111	06/15/2018	07/18/2031
12551Y-AG-8	CIFC FUNDING LTD CIFC_18-3A MEZZANIN ABS	D	4		2.C FE	5,500,000	.94.0930	5,175,090	5,500,000	5,500,000					.7.044	.7.104	JAJJ	80,709	216,998	06/15/2018	07/18/2031
12552F-AS-2	CIFC FUNDING LTD CIFC_14-4RA ABS_ABS_14	D			1.C FE	4,771,500	.94.5010	4,725,067	5,000,000	4,772,634		1,134			.5.829	.6.460	JAJJ	60,720		11/29/2022	01/17/2035
12555X-AA-9	CIFC FUNDING LTD CIFC_19-6A ABS_ABS_19-	.0.	D		1.A FE	10,399,650	.99.0700	10,402,322	10,500,000	10,400,670		1,020			.5.409	.5.704	JAJJ	119,903		12/14/2022	01/18/2033
12560E-AL-0	CIFC_20-3A SENIOR ABS_ABS_20-3A 144A	D			1.A FE	37,000,000	.96.6880	35,774,649	37,000,000	37,000,000					.5.373	.5.407	JAJJ	403,092	781,082	11/01/2021	10/20/2034
12560E-AU-0	CIFC_20-3A MEZZANIN ABS_ABS_20-3A 144A	.0.	D		2.C FE	1,501,200	.92.5830	1,481,320	1,600,000	1,504,684		3,484			.7.343	.8.463	JAJJ	23,823	23,756	08/01/2022	10/20/2034
12569E-AJ-6	CIFC FUNDING LTD CIFC_22-7 ABS_ABS_22-7	.0.	D		1.F FE	3,000,000	.99.4410	2,983,239	3,000,000	3,000,000					.8.064	.7.945	JAJJ	21,713		10/14/2022	10/22/2035
13877L-AC-0	CANYON CLO LTD CANYC_22-2 ABS_ABS_22-2	D			1.A	5,000,000	.100.0000	5,000,000	5,000,000	5,000,000					.0.000	.0.000	JAJJ			12/08/2022	01/15/2036
141312-AG-3	CARBONE CLO LTD CRBN_17-1A MEZZANIN ABS	D	4		2.C FE	9,000,000	.92.6610	8,339,528	9,000,000	9,000,000					.6.843	.6.899	JAJJ	124,877	332,493	11/06/2017	01/20/2031
14307P-AJ-4	CGMS_18-17A MEZZANIN ABS_ABS_18-17A 144	.0.	D	4	1.F FE	6,000,000	.94.1040	5,646,228	6,000,000	6,000,000					.6.265	.6.312	JAJJ	64,735	180,467	04/09/2018	04/30/2031
14310B-AS-0	CARLYLE GLOBAL MARKET STRATEGI MEZZANIN	.0.	D	4	2.C FE	7,921,980	.90.2480	7,219,804	8,000,000	7,921,980				78,020	.8.000	.8.276	FIAN	85,330	369,405	07/25/2017	08/14/2030

ANNUAL STATEMENT FOR THE YEAR 2022 OF THE AMERICAN EQUITY INVESTMENT LIFE INSURANCE COMPANY

SCHEDULE D - PART 1

Showing All Long-Term BONDS Owned December 31 of Current Year

1	2	Codes			6	7	Fair Value		10	11	Change in Book/Adjusted Carrying Value				Interest					Dates	
		3	4	5			8	9			12	13	14	15	16	17	18	19	20	21	22
CUSIP Identification	Description	C o d e	F o r e i g n	Bond Char	NAIC Designation, NAIC Designation Modifier and SVO Administrative Symbol	Actual Cost	Rate Used to Obtain Fair Value	Fair Value	Par Value	Book/ Adjusted Carrying Value	Unrealized Valuation Increase/ (Decrease)	Current Year's (Amor-tization) Accretion	Current Year's Other-Than-Temporary Impairment Recognized	Total Foreign Exchange Change in Book/ Adjusted Carrying Value	Rate of	Effective Rate of	When Paid	Admitted Amount Due and Accrued	Amount Received During Year	Acquired	Stated Contractual Maturity Date
14310B-AU-5	CARLYLE GLOBAL MARKET STRATEGI SENIOR AB0..	D.....		.. 1.A FE	1,458,034	..98.8610	1,466,150	1,483,038	1,458,127			94		..5.600	..6.253	FIAN	11,073	9,635	12/16/2022	08/14/2030
14310G-AW-0	CARLYLE GLOBAL MARKET STRATEGI ABS_ABS		D.....	4	.. 2.C FE	8,500,000	..89.1040	7,573,803	8,500,000	8,500,000					..6.529	..6.581	JAJO	117,162	296,399	11/13/2017	10/15/2030
14310M-AW-7	CARLYLE GLOBAL MARKET STRATEGI SENIOR AB0..	D.....		.. 1.A FE	1,700,330	..98.5990	1,720,247	1,744,695	1,703,065			2,734		..5.049	..6.262	JAJO	18,597		11/07/2022	04/17/2031
14310M-AY-3	CARLYLE GLOBAL MARKET STRATEGI SENIOR AB0..	D.....		.. 1.A FE	5,737,200	..96.2120	5,772,731	6,000,000	5,744,557			7,357		..5.209	..6.384	JAJO	65,982		11/08/2022	04/17/2031
14311D-BN-5	CGMS_15-1A ABS_ABS_15-1A 144A		D.....		.. 1.A FE	20,895,949	..98.6090	20,914,726	21,209,655	20,899,263					..5.223	..5.956	JAJO	224,615		12/21/2022	07/20/2031
14311X-AA-0	CARLYLE GLOBAL MARKET STRATEGI SENIOR AB0..	D.....		.. 1.A FE	10,708,500	..98.7420	10,861,613	11,000,000	10,723,631			15,131		..5.263	..6.418	JAJO	117,385		11/07/2022	04/20/2031
14311X-AE-2	CARLYLE GLOBAL MARKET STRATEGI SENIOR AB0..	D.....	4	.. 1.F FE	6,500,000	..94.1130	6,117,348	6,500,000	6,500,000					..6.093	..6.137	JAJO	80,303	190,707	04/17/2018	04/21/2031
14311X-AG-7	CARLYLE GLOBAL MARKET STRATEGI MEZZANIN0..	D.....	4	.. 2.C FE	9,000,000	..90.7530	8,167,784	9,000,000	9,000,000					..6.993	..7.051	JAJO	127,614	344,740	04/17/2018	04/20/2031
143133-AA-4	CARLYLE GLOBAL MARKET STRATEGI SENIOR AB0..	D.....		.. 1.A FE	4,151,018	..97.6930	4,151,941	4,250,000	4,151,724			707		..5.239	..5.747	JAJO	48,244		12/13/2022	07/15/2034
14314F-AL-2	CARLYLE GLOBAL MARKET STRATEGI ABS_ABS		D.....		.. 1.A FE	969,539	..98.4550	976,036	991,348	970,333			794		..5.143	..6.455	JAJO	10,338	9,145	10/17/2022	07/20/2029
14314F-AN-8	CARLYLE GLOBAL MARKET STRATEGI ABS_ABS		D.....		.. 1.A FE	2,897,400	..97.2350	2,917,052	3,000,000	2,898,811			1,411		..5.543	..6.656	JAJO	33,717		12/08/2022	07/20/2029
14315C-AA-2	CARLYLE GLOBAL MARKET STRATEGI MEZZANIN		D.....	4	.. 3.C FE	5,500,000	..80.7900	4,443,476	5,500,000	5,500,000					..10.229	..10.356	JAJO	118,772	400,424	10/13/2017	01/15/2030
14315R-AE-1	CGMS_18-4 SENIOR ABS_ABS_18-4 144A0..	D.....		.. 1.C FE	25,451,825	..96.6630	25,422,324	26,300,000	25,466,029			14,204		..6.043	..6.836	JAJO	322,254		11/18/2022	01/20/2031
14316K-AA-3	CARLYLE US CLO LTD CGMS_21-2 ABS_ABS_210..	D.....		.. 1.A FE	7,798,595	..97.3220	7,980,352	8,015,000	7,799,542			947		..5.323	..5.933	JAJO	86,506		12/20/2022	04/20/2034
14316Y-AJ-4	CARLYLE US CLO LTD CGMS_21-10 ABS_ABS_20..	D.....		.. 2.C FE	1,937,400	..91.2040	1,824,084	2,000,000	1,940,420			3,020		..7.543	..8.132	JAJO	30,589	52,773	06/07/2022	10/20/2034
14318L-AG-6	CARLYLE GLOBAL MARKET STRATEGI ABS_ABS0..	D.....		.. 2.C FE	2,472,500	..95.0840	2,377,098	2,500,000	2,473,458			958		..8.827	..9.138	JAJO	65,589		08/05/2022	10/15/2035
149420-AJ-0	CATSKILL PARK CLO LTD CATSK_17 MEZZANIN0..	D.....	4	.. 2.C FE	3,150,000	..92.8070	2,923,418	3,150,000	3,150,000					..7.943	..8.019	JAJO	50,733	151,504	04/27/2017	04/20/2029
15032A-AN-7	CEDAR FUNDING V CLO LTD CEDF_1 SENIOR AB0..	D.....		.. 1.A FE	3,438,750	..98.2560	3,438,951	3,500,000	3,440,883			2,133		..5.179	..5.910	JAJO	38,268		11/22/2022	07/17/2031
15032F-AA-4	CEDAR FUNDING LTD CEDF_18-7A SENIOR ABS0..	D.....		.. 1.A FE	2,952,000	..98.7680	2,963,041	3,000,000	2,954,463			2,463		..5.243	..6.038	JAJO	31,892		11/15/2022	01/21/2031
15033E-AA-6	CEDAR FUNDING LTD CEDF_18-9A SENIOR ABS0..	D.....		.. 1.A FE	6,482,850	..98.5730	6,505,794	6,600,000	6,488,191			5,341		..5.223	..6.018	JAJO	69,895		11/15/2022	04/21/2031
15137E-BJ-1	CENT CLO LP CECLO_14-21A SUB ABS_ABS_14		D.....	4	.. 2.C FE	8,822,700	..83.0000	7,469,999	9,000,000	8,993,293			1,943		..7.558	..7.647	JAJO	124,707	392,673	07/12/2018	07/27/2030
15186A-AG-6	CENTERBRIDGE CREDIT FUNDING CB MEZZANIN0..	C.....		.. 1.G FE	1,050,000	..80.0680	840,717	1,050,000	1,050,000					..3.850	..3.865	JAJO	7,411	30,880	12/21/2021	01/25/2040
22616T-AE-6	CRESTLINE DENALI CLO XVII LLC SENIOR ABS0..	D.....	4	.. 1.F FE	7,500,000	..93.5270	7,014,497	7,500,000	7,500,000					..6.429	..6.476	JAJO	104,474	255,491	09/21/2018	10/15/2031
24380L-AC-7	DEER CREEK CLO LTD DCRK_17-1A ABS_ABS_1		D.....		.. 1.A FE	1,605,500	..98.9100	1,607,288	1,625,000	1,605,851			351		..5.423	..6.124	JAJO	17,868		12/15/2022	10/21/2030
24824T-AU-4	DENALI CAPITAL CLO XII LTD DEN SENIOR AB		D.....	4	.. 1.G FE	2,720,000	..90.1290	2,451,509	2,720,000	2,720,000					..5.879	..5.921	JAJO	34,648	77,407	04/05/2018	04/15/2031
25255D-AA-8	DIAMETER CAPITAL CLO 1 LTD DCL ABS_ABS_		D.....		.. 1.A FE	2,003,400	..96.1650	1,923,306	2,000,000	2,003,116			(227)		..5.319	..5.320	JAJO	23,050	51,396	11/03/2021	07/15/2036
25255G-AA-1	DCF_21-4A ABS_ABS_4 144A0..	D.....		.. 1.A PL	3,000,000	..86.1490	2,584,479	3,000,000	3,000,000					..2.940	..2.949	JAJO	18,620	71,785	12/01/2021	01/15/2040
25255L-AC-6	DIAMETER CAPITAL CLO 2 LTD DCL MEZZANIN		D.....		.. 1.C PL	2,845,500	..96.4530	2,893,576	3,000,000	2,846,564			1,064		..5.829	..6.722	JAJO	36,918		12/05/2022	10/15/2036
262431-AF-6	DRYDEN SENIOR LOAN FUND DRSLF MEZZANIN A0..	D.....	4	.. 2.B FE	9,000,000	..89.7480	8,077,297	9,000,000	9,000,000					..7.329	..7.391	JAJO	142,918	389,138	07/24/2017	07/15/2030
26243E-AD-3	DRYDEN SENIOR LOAN FUND DRSLF MEZZANIN A		D.....	4	.. 2.C FE	18,000,000	..90.0640	16,211,556	18,000,000	18,000,000					..6.479	..6.529	JAJO	252,686	622,260	11/28/2017	01/15/2031
26243E-AE-1	DRYDEN SENIOR LOAN FUND DRSLF MEZZANIN A		D.....	4	.. 3.C FE	10,375,000	..83.7110	8,685,055	10,375,000	10,375,000					..9.379	..9.484	JAJO	210,835	665,621	11/28/2017	01/15/2031
26244G-AJ-4	DRYDEN SENIOR LOAN FUND DRSLF MEZZANIN A		D.....	4	.. 1.F FE	2,720,000	..95.0760	2,586,055	2,720,000	2,720,000					..6.706	..6.761	FIAN	23,814		08/10/2018	08/15/2031
26244R-AC-5	SENECA RESOURCES LLC ABS_ABS_54 144A0..	D.....		.. 1.F FE	930,310	..95.3890	953,888	1,000,000	933,752			3,442		..6.377	..8.494	JAJO	13,107	12,490	10/05/2022	10/19/2029
26245R-AJ-9	DRYDEN SENIOR LOAN FUND DRSLF MEZZANIN A		D.....	4	.. 2.C FE	5,000,000	..92.3900	4,619,517	5,000,000	5,000,000					..6.779	..6.835	JAJO	71,558	189,117	06/01/2018	07/17/2031
26245T-AA-4	DRYDEN SENIOR LOAN FUND DRSLF MEZZANIN A		D.....	4	.. 3.C FE	10,000,000	..83.3260	8,332,570	10,000,000	10,000,000					..9.429	..9.539	JAJO	199,060	646,179	06/01/2018	07/17/2031
26245X-AQ-0	DRYDEN SENIOR LOAN FUND DRSLF MEZZANIN A		D.....		.. 1.C FE	1,320,000	..95.1000	1,307,632	1,375,000	1,320,431			431		..5.779	..6.491	JAJO	16,776		12/01/2022	07/17/2034
26249K-AZ-4	DRYDEN SENIOR LOAN FUND DRSLF SECURED AB0..	D.....		.. 1.A FE	18,182,440	..98.9930	18,199,982	18,396,233	18,188,595			6,155		..5.099	..5.700	JAJO	198,033	10,104	12/07/2022	04/15/2029
26249M-AN-7	DRYDEN SENIOR LOAN FUND DRSLF SENIOR ABS		D.....		.. 1.A FE	3,889,913	..98.6870	3,898,123	3,950,000	3,891,875					..5.179	..5.954	JAJO	43,188		12/15/2022	01/15/2031
26250U-AQ-8	DRYDEN SENIOR LOAN FUND DRSLF SENIOR ABS		D.....		.. 1.A FE	4,676,165	..98.8630	4,675,323	4,729,097	4,677,445			1,279		..4.979	..5.584	JAJO	51,018		12/15/2022	04/16/2029
26251B-AL-0	DRYDEN SENIOR LOAN FUND DRSLF SENIOR ABS		D.....		.. 1.A FE	3,744,900	..99.1980	3,769,529	3,800,000	3,748,119			3,219		..5.806	..6.644	FIAN	28,805		11/14/2022	08/15/2030
26251B-AN-6	DRYDEN SENIOR LOAN FUND DRSLF ABS_ABS_1		D.....		.. 1.C FE	1,944,980	..97.2020	1,944,046	2,000,000	1,945,880			980		..4.727	..5.583	FIAN	14,042		12/01/2022	08/15/2030
26251B-AS-5	DRYDEN SENIOR LOAN FUND DRSLF MEZZANIN A0..	D.....	4	.. 2.B FE	10,636,250	..93.6880	9,964,891	10,636,250	10,636,250					..7.756	..7.829	FIAN	107,703	474,312	08/03/2017	08/15/2030
26251N-AD-2	DRYDEN SENIOR LOAN FUND DRSLF MEZZANIN A0..	D.....	4	.. 1.F FE	5,000,000	..95.0140	4,750,705	5,000,000	5,000,000					..6.129	..6.175	JAJO	64,696	155,010	07/16/2018	07/15/2031
26251N-AE-0	DRYDEN SENIOR LOAN FUND DRSLF MEZZANIN A		D.....	4	.. 2.C FE	4,500,000	..92.5440	4,164,465	4,500,000	4,500,000					..7.079	..7.140	JAJO	67,252	183,090	07/16/2018	07/15/2031
26251N-AF-7	DRYDEN SENIOR LOAN FUND DRSLF SUB ABS_AB		D.....	4	.. 3.C FE	3,000,000	..88.0700	2,642,109	3,000,000	3,000,000					..9.679	..9.793	JAJO	61,301	201,577	07/16/2018	07/15/2031
26251Y-AC-0	DRYDEN SENIOR LOAN FUND DRSLF SENIOR ABS0..	D.....		.. 1.A FE	1,928,000	..96.8090	1,936,172	2,000,000	1,929,440			1,440		..5.594	..6.536	JAJO	23,307		11/21/2022	07/18/2030

ANNUAL STATEMENT FOR THE YEAR 2022 OF THE AMERICAN EQUITY INVESTMENT LIFE INSURANCE COMPANY

SCHEDULE D - PART 1

Showing All Long-Term BONDS Owned December 31 of Current Year

1	2	Codes			6	7	Fair Value		10	11	Change in Book/Adjusted Carrying Value				Interest					Dates	
		3	4	5			8	9			12	13	14	15	16	17	18	19	20	21	22
CUSIP Identification	Description	C o d e	F o r e i g n	Bond Char	NAIC Designation, NAIC Designation Modifier and SVO Administrative Symbol	Actual Cost	Rate Used to Obtain Fair Value	Fair Value	Par Value	Book/ Adjusted Carrying Value	Unrealized Valuation Increase/ (Decrease)	Current Year's (Amor-tization) Accretion	Current Year's Other-Than-Temporary Impairment Recognized	Total Foreign Exchange Change in Book/ Adjusted Carrying Value	Rate of	Effective Rate of	When Paid	Admitted Amount Due and Accrued	Amount Received During Year	Acquired	Stated Contractual Maturity Date
26252A-AA-5	DRYDEN SENIOR LOAN FUND DRSLF SUB ABS_AB	D	4		3 C FE	5,000,000	.84 8380	4,241,884	5,000,000	5,000,000					.9 944	10.063	JAUJ	103,580	344,285	08/28/2018	07/18/2030
26252N-AU-3	DRYDEN SENIOR LOAN FUND DRSLF SUB ABS_AB	D	4		2 C FE	1,000,000	.86 5470	865,469	1,000,000	1,000,000					.7 606	7.677	FIAN	9,930	43,071	04/29/2021	05/15/2032
26253L-AC-6	DRYDEN SENIOR LOAN FUND DRSLF ABS_ABS_7	D			1 C FE	3,248,188	.95 6600	3,108,947	3,250,000	3,248,390		(34)			.5 579	5.627	JAUJ	38,279	83,542	10/20/2021	04/17/2033
26254C-AC-5	DRYDEN SENIOR LOAN FUND DRSLF ABS_ABS_1	D			1 C FE	1,500,000	.98 3560	1,475,343	1,500,000	1,500,000					.7 614	7.056	JAUJ	9,632		10/18/2022	10/15/2035
28621Y-AC-9	AWPT_20-11A ABS_ABS_20-11 144A	D	4		1 C FE	5,000,000	.94 2900	4,714,514	5,000,000	5,000,000					.5 729	5.767	JAUJ	60,474	134,625	02/21/2020	04/15/2033
28621Y-AE-5	AWPT_20-11A MEZZANIN ABS_ABS_20-11A 144	D	4		1 F FE	10,000,000	.92 6000	9,259,996	10,000,000	10,000,000					.6 279	6.325	JAUJ	132,560	325,363	02/21/2020	04/15/2033
28623C-AG-6	ELEVATION CLO LTD AWPT_18-10A ABS_ABS_1	D	4		1 F FE	4,500,000	.95 7450	4,308,521	4,500,000	4,500,000					.6 593	6.645	JAUJ	60,157	154,840	10/25/2018	10/20/2031
28623C-AJ-0	ELEVATION CLO LTD AWPT_18-10A ABS_ABS_1	D	4		2 C FE	9,000,000	.85 4780	7,693,020	9,000,000	9,000,000					.7 693	7.763	JAUJ	140,389	410,055	10/25/2018	10/20/2031
289907-AA-5	ELMWOOD CLO 21 LTD ELM21_22-8A SENIOR AB	D			1 A FE	16,150,000	.99 7110	16,103,260	16,150,000	16,150,000					.6 816	4.056	JAUJ	61,583		10/13/2022	11/20/2035
29002V-AA-6	ELM10_21-3A SENIOR ABS_ABS_21-3A 144A	D			1 A FE	1,964,120	.98 0280	1,960,564	2,000,000	1,964,447		.327			.5 283	5.757	JAUJ	21,424		12/13/2022	10/20/2034
29002Y-AC-6	ELMWOOD CLO X11 LTD ELM12_21-5 ABS_ABS	D			1 C FE	1,201,250	.95 4350	1,192,940	1,250,000	1,201,662		.412			.5 943	6.624	JAUJ	15,063		11/29/2022	01/20/2035
29003J-AC-8	ELMWOOD CLO 15 LTD ELM15_22-2A ABS_ABS	D			1 A FE	7,732,239	.97 4890	7,874,697	8,077,554	7,741,843		9,605			.5 377	6.202	JAUJ	85,667	134,298	10/07/2022	04/22/2035
29003M-AA-5	ELMWOODCLO18LTDCLM18_22-5 ABS_ABS_18 14	D			1 A FE	10,585,875	.99 4190	10,687,494	10,750,000	10,591,389		.514			.4 519	4.868	JAUJ	206,475		10/26/2022	07/17/2033
29003W-AG-0	ELMWOOD CLO 14 LTD ELM14_22-1A ABS_ABS	D			2 C FE	1,890,000	.92 9730	1,859,469	2,000,000	1,896,551		6,551			.7 113	8.037	JAUJ	28,848	54,306	05/11/2022	04/20/2035
31722P-AW-6	FILLMORE PARK CLO LTD FILPK_18 MEZZANIN	D	4		2 C FE	6,750,000	.92 1870	6,222,590	6,750,000	6,750,000					.6 979	7.038	JAUJ	99,453	267,789	06/29/2018	07/15/2030
33882G-AE-8	FLATIRON CLO LTD FLAT_17-1A ABS_ABS_17-	D			1 A FE	2,690,538	.98 7970	2,711,867	2,744,887	2,691,620		1,082			.5 586	6.827	FIAN	20,019		10/28/2022	05/15/2030
33883G-AA-5	FLATIRON CLO LTD FLAT_18-1A SENIOR ABS_A	D			1 A FE	21,704,938	.98 6660	21,953,209	22,250,000	21,746,777		41,840			.5 029	6.070	JAUJ	236,230	207,674	10/12/2022	04/17/2031
33883H-AA-3	FLATIRON CLO LTD FLAT_18-1A MEZZANIN ABS	D	4		3 C FE	9,500,000	.89 0830	8,462,887	9,500,000	9,500,000					.9 229	9.332	JAUJ	185,096	595,848	02/22/2018	04/17/2031
36318W-AH-3	GALAXY CLO LTD GALXY_13-15A MEZZANIN ABS	D	4		2 C FE	13,500,000	.89 6520	12,103,077	13,500,000	13,500,000					.7 079	7.140	JAUJ	201,755	549,340	10/03/2017	10/15/2030
36319T-AN-6	GALAXY CLO LTD GALXY_17-23A SENIOR ABS_A	D			1 A FE	17,834,716	.98 9750	17,964,480	18,150,488	17,856,309		21,593			.5 195	6.265	JAUJ	180,711		11/10/2022	04/24/2029
36319X-AE-7	GALAXY CLO LTD GALXY_18-25A ABS_ABS_18-	D	4		1 F FE	6,000,000	.94 3080	5,658,476	6,000,000	6,000,000					.6 358	6.407	JAUJ	72,062	188,042	08/09/2018	10/15/2031
36319X-AG-2	GALAXY CLO LTD GALXY_18-25A SUB ABS_ABS	D	4		2 C FE	10,000,000	.92 8710	9,287,072	10,000,000	10,000,000					.7 458	7.526	JAUJ	140,881	424,964	08/09/2018	10/25/2031
36320M-AS-7	GALAXY CLO LTD GALXY_20A MEZZANIN ABS_AB	D	4		2 C FE	9,522,000	.94 1110	8,961,235	9,522,000	9,522,000					.6 843	6.898	JAUJ	132,120	351,778	02/23/2018	04/20/2031
36321B-AD-3	GALAXY CLO LTD GALXY_17-24A MEZZANIN ABS	D	4		2 C FE	4,500,000	.91 4110	4,113,506	4,500,000	4,500,000					.6 529	6.581	JAUJ	62,027	157,882	11/17/2017	01/15/2031
36321J-AC-8	GALAXY CLO LTD GALXY_18-28A SENIOR ABS_A	D			1 A FE	4,408,650	.98 2700	4,422,145	4,500,000	4,412,401		3,751			.5 179	6.007	JAUJ	49,202		11/15/2022	07/15/2031
36321J-AE-4	GALAXY CLO LTD GALXY_18-28A SENIOR ABS_A	D			1 A FE	883,710	.98 1510	883,355	900,000	884,407		.697			.5 379	6.123	JAUJ	10,220		11/10/2022	07/15/2031
375415-AA-4	GILBERT PARK CLO LTD GILBT_17 SENIOR ABS	D			1 A FE	982,500	.99 0150	990,145	1,000,000	983,670		1,170			.5 269	6.218	JAUJ	11,124		11/07/2022	10/15/2030
375415-AC-0	GILBERT PARK CLO LTD GILBT_17 SUB ABS_AB	D			1 C FE	2,631,610	.96 9470	2,630,160	2,713,000	2,633,215		1,605			.5 679	6.604	JAUJ	32,527		11/29/2022	10/15/2030
38123H-AN-4	GOLDENTREE LOAN OPPORTUNITIES SENIOR ABS	D			1 A FE	7,591,851	.99 1490	7,616,246	7,681,650	7,595,422		3,570			.5 525	6.070	JAUJ	73,089	78,574	10/04/2022	10/29/2029
38123H-AU-8	GOLDENTREE LOAN OPPORTUNITIES ABS_ABS_1	D	4		1 F FE	7,920,000	.96 5610	7,647,626	7,920,000	7,920,000					.6 515	6.566	JAUJ	88,861	260,830	09/20/2018	10/29/2029
38136M-AU-2	GOLDENTREE LOAN MANAGEMENT US MEZZANIN A	D	4		1 E FE	988,384	.95 7800	957,797	1,000,000	992,606		1,441			.6 043	6.221	JAUJ	12,253	28,833	02/19/2020	11/28/2030
38136M-AQ-1	GOLDENTREE LOAN MANAGEMENT US MEZZANIN A	D	4		2 C FE	7,542,000	.92 4570	6,973,097	7,542,000	7,542,000					.6 893	6.950	JAUJ	105,412	282,452	10/19/2017	11/28/2030
38136R-AN-7	GOLDENTREE LOAN MANAGEMENT US MEZZANIN A	D			2 C FE	2,000,000	.95 3190	1,906,381	2,000,000	2,000,000					.8 413	8.500	JAUJ	33,186	32,820	06/14/2022	07/20/2035
38137H-BU-1	GOLDENTREE LOAN OPPORTUNITIES SENIOR ABS	D			1 A FE	2,073,350	.98 8070	2,074,938	2,100,000	2,073,979		.629			.5 264	5.881	JAUJ	23,029		12/07/2022	01/18/2031
38137M-AR-8	GOLDEN TREE LOAN OPPORTUNITIES SUB ABS_A	D	4		1 F FE	7,400,000	.95 3000	7,052,209	7,400,000	7,400,000					.6 228	6.275	JAUJ	92,168	225,677	06/29/2018	07/21/2030
38137M-AT-4	GOLDENTREE LOAN OPPORTUNITIES MEZZANIN A	D	4		2 C FE	5,250,000	.93 6640	4,917,341	5,250,000	5,250,000					.7 178	7.240	JAUJ	75,364	210,676	06/29/2018	07/21/2030
38137P-AQ-3	GOLDENTREE LOAN OPPORTUNITIES SENIOR ABS	D			1 A FE	9,892,500	.98 6700	9,867,005	10,000,000	9,893,561		1,061			.5 363	5.831	JAUJ	108,741		12/20/2022	07/21/2031
38137P-AW-0	GOLDENTREE LOAN OPPORTUNITIES MEZZANIN A	D	4		1 F FE	8,500,000	.95 9050	8,151,919	8,500,000	8,500,000					.6 343	6.391	JAUJ	109,321	270,931	08/08/2018	07/21/2031
38137R-AJ-5	GOLDENTREE LOAN OPPORTUNITIES SUB ABS_AB	D	4		3 C FE	2,500,000	.89 8420	2,246,049	2,500,000	2,500,000					.9 893	10.009	JAUJ	50,150	169,668	08/08/2018	07/20/2031
38137Y-AN-1	GOLDENTREE LOAN MANAGEMENT US ABS_ABS_4	D			1 A FE	6,703,508	.98 6870	6,710,693	6,800,000	6,704,724		1,216			.5 435	5.929	JAUJ	70,831		12/13/2022	04/24/2031
38138B-AL-4	GOLDENTREE LOAN MANAGEMENT US MEZZANIN A	D	4		1 F FE	8,000,000	.95 1860	7,614,870	8,000,000	8,000,000					.6 143	6.188	JAUJ	99,646	238,771	04/26/2018	04/20/2030
38138V-AG-1	GOLDENTREE LOAN MANAGEMENT US ABS_ABS_1	D			1 C FE	7,750,000	.99 2500	7,691,896	7,750,000	7,750,000					.7 369	7.434	JAUJ	15,863		11/17/2022	01/20/2035
38138V-AJ-5	GOLDENTREE LOAN MANAGEMENT US ABS_ABS_1	D			1 F FE	5,000,000	.99 8860	4,994,312	5,000,000	5,000,000					.8 269	8.351	JAUJ	11,484		11/17/2022	01/20/2035
38172F-AG-3	GOLUB CAPITAL PARTNERS CLO LTD SENIOR AB	D			1 C FE	1,000,065	.97 5400	975,399	1,000,000	1,000,032		(29)			.7 132	7.193	FIAN	10,895	38,511	10/28/2021	03/14/2031
38174Y-AC-9	GOLUB CAPITAL PARTNERS CLO LTD SENIOR AB	D			1 C FE	4,957,425	.96 3580	4,957,725	4,950,000	4,956,066		(1,209)			.6 532	6.552	FIAN	51,191	160,352	10/14/2021	11/05/2029
38175B-AE-4	GOLUB CAPITAL PARTNERS CLO LTD SUB ABS_A	D			1 F FE	580,124	.92 1850	580,767	630,000	580,953		.829			.6 632	8.876	FIAN	6,615		11/29/2022	02/05/2031
38175B-AG-9	GOLUB CAPITAL PARTNERS CLO LTD SUB ABS_A	D	4		2 C FE	10,500,000	.88 1260	9,253,182	10,500,000	10,500,000					.7 782	7.855	FIAN	129,369	473,944	02/23/2018	02/05/2031

ANNUAL STATEMENT FOR THE YEAR 2022 OF THE AMERICAN EQUITY INVESTMENT LIFE INSURANCE COMPANY

SCHEDULE D - PART 1

Showing All Long-Term BONDS Owned December 31 of Current Year

1	2	Codes			6	7	Fair Value		10	11	Change in Book/Adjusted Carrying Value				Interest				Dates		
		3	4	5			8	9			12	13	14	15	16	17	18	19	20	21	22
CUSIP	Description	C o d e	D e s i g n	Bond Char	NAIC Designation, NAIC Designation Modifier and SVO Administrative Symbol	Actual Cost	Rate Used to Obtain Fair Value	Fair Value	Par Value	Book/ Adjusted Carrying Value	Unrealized Valuation Increase/ (Decrease)	Current Year's (Amor-tization) Accretion	Current Year's Other-Than-Temporary Impairment Recognized	Total Foreign Exchange Change in Book/ Adjusted Carrying Value	Rate of	Effective Rate of	When Paid	Admitted Amount Due and Accrued	Amount Received During Year	Acquired	Stated Contractual Maturity Date
381750-AE-0	GOLUB CAPITAL PARTNERS CLO LTD MEZZANIN	..0.	D	4	..1.F FE	20,000,000	..94.6460	18,929,100	20,000,000	20,000,000					7.043	7.103	JAUJ	285,615	779,429	07/17/2018	07/20/2030
38175G-AE-3	GOLUB CAPITAL PARTNERS CLO LTD ABS_ABS	..0.	D	4	..1.F FE	1,000,000	..93.4290	934,288	1,000,000	1,000,000					6.043	6.087	JAUJ	12,253	28,833	11/20/2017	01/20/2031
38175G-AG-8	GOLUB CAPITAL PARTNERS CLO LTD MEZZANIN	..0.	D	4	..2.C FE	700,000	..91.7540	642,281	700,000	700,000					6.893	6.950	JAUJ	9,784	26,215	11/20/2017	01/20/2031
38175H-AA-9	GOLUB CAPITAL PARTNERS CLO LTD MEZZANIN	..0.	D	4	..3.C FE	500,000	..85.7430	428,715	500,000	500,000					9.993	10.113	JAUJ	10,131	34,441	11/21/2017	01/20/2031
38175N-AE-8	GOLUB CAPITAL PARTNERS CLO LTD MEZZANIN	..0.	D	4	..1.F FE	6,300,000	..93.6900	5,902,440	6,300,000	6,300,000					7.132	7.194	FIAN	68,641	242,620	05/25/2018	05/05/2030
38176E-AS-6	GOLUB CAPITAL PARTNERS CLO 40B ABS_ABS	..0.	D		..2.B FE	2,000,000	..95.1530	1,903,066	2,000,000	2,000,000					7.558	7.629	JAUJ	28,554	87,021	10/21/2021	01/25/2032
38176V-AG-4	GOLUB CAPITAL PARTNERS CLO LTD MEZZANIN	..0.	D		..1.F FE	2,120,299	..94.8120	2,133,261	2,250,000	2,120,758		459			7.782	9.064	FIAN	26,749		12/21/2022	05/05/2032
38177J-AA-3	GOLUB CAPITAL PARTNERS CLO LTD ABS_ABS	..0.	D		..1.A FE	4,884,850	..98.0160	4,900,819	5,000,000	4,886,862			2,012		5.683	6.229	JAUJ	57,615		11/18/2022	01/20/2034
38178E-AG-0	GOLUB CAPITAL PARTNERS CLO LTD ABS_ABS	..0.	D		..1.F FE	1,999,970	..91.5450	1,830,906	2,000,000	1,999,984		10			7.258	7.323	JAUJ	27,421	80,937	12/06/2021	07/25/2033
39055T-AU-2	GREAT LAKES CLO LTD GRTLK _15 MEZZANIN A	..0.	D	4	..2.C FE	2,000,000	..92.1220	1,842,448	2,000,000	2,000,000					7.979	8.051	JAUJ	33,690	99,831	01/04/2018	01/16/2030
390578-AN-2	GREAT LAKES CLO LTD GRTLK _19 SENIOR ABS	..0.	D		..1.C FE	4,996,500	..97.1130	4,855,632	5,000,000	4,996,864		242			5.929	5.982	JAUJ	64,232	144,841	10/12/2021	07/15/2031
39729R-AE-8	GREENWOOD PARK CLO LTD GRNPK_1 SUB_ABS_A	..0.	D	4	..2.C FE	10,000,000	..89.7330	8,973,343	10,000,000	10,000,000					6.579	6.632	JAUJ	138,893	355,946	01/29/2018	04/15/2031
39862E-AA-2	GRIPPEN PARK CLO LTD GRIPP_17 ABS_ABS _1	..0.	D		..1.A FE	4,017,462	..99.0120	4,048,628	4,089,020	4,023,773		6,311			5.503	6.571	JAUJ	45,625		10/27/2022	01/22/2030
39862E-AD-6	GRIPPEN PARK CLO LTD GRIPP_17 MEZZANIN A	..0.	D	4	..2.C FE	1,780,103	..92.6020	1,666,840	1,800,000	1,788,021		2,436			7.543	7.844	JAUJ	27,530	79,274	02/22/2017	01/20/2030
40170U-AC-7	GUGGENHEIM CORPORATE FUNDING L MEZZANIN	..0.	D		..1.C FE	5,000,000	..92.9630	4,648,151	5,000,000	5,000,000					6.228	6.273	JAUJ	62,276	140,374	11/04/2021	01/21/2034
402562-AC-6	GSM_21-4 SENIOR ABS_ABS _21-4A 144A	..0.	D		..1.C FE	9,842,050	..96.2580	9,866,409	10,250,000	9,845,913			3,863		5.929	6.643	JAUJ	128,300		11/22/2022	07/15/2034
402562-AE-2	GULF STREAM MERIDIAN 1 LTD GSM ABS_ABS	..0.	D	4	..1.F FE	9,000,000	..92.9810	8,368,253	9,000,000	9,000,000					6.179	6.225	JAUJ	117,404	283,652	04/29/2021	07/15/2034
402562-AG-7	GULF STREAM MERIDIAN 1 LTD GSM ABS_ABS	..0.	D	4	..2.C FE	5,000,000	..92.1320	4,606,623	5,000,000	5,000,000					7.229	7.291	JAUJ	76,308	211,105	04/29/2021	07/15/2034
402563-AJ-9	GULF STREAM MERIDIAN 1 LTD GSM MEZZANIN	..0.	D	4	..2.C FE	2,000,000	..93.6570	1,873,143	2,000,000	2,000,000					7.579	7.649	JAUJ	32,001	91,578	01/27/2020	04/15/2033
40436K-AC-9	HIGHBRIDGE LOAN MANAGEMENT LTD SENIOR AB	..0.	D		..1.A FE	6,868,721	..98.8710	6,949,593	7,028,982	6,879,030		10,309			5.532	6.630	FIAN	59,402	70,336	10/31/2022	02/05/2031
43133J-AA-6	HILDENE CLO LTD HITR_19-2A ABS_ABS _19-2	..0.	D		..1.C FE	11,628,938	..90.6610	10,549,503	11,636,211	11,629,148			210		6.425	6.485	FIAN	83,068	302,254	08/22/2022	05/23/2039
44330D-AL-4	HIGHBRIDGE LOAN MANAGEMENT LTD MEZZANIN	..0.	D	4	..2.C FE	10,500,000	..89.7790	9,426,842	10,500,000	10,500,000					7.143	7.204	JAUJ	152,077	419,846	10/06/2017	10/20/2029
44331D-AJ-8	HIGHBRIDGE LOAN MANAGEMENT LTD SENIOR AB	..0.	D	4	..1.C FE	10,000,000	..92.9030	9,290,310	10,000,000	10,000,000					4.830	4.858	JAUJ	101,967	483,000	10/02/2018	10/15/2030
44331D-AL-3	HIGHBRIDGE LOAN MANAGEMENT LTD MEZZANIN	..0.	D	4	..1.F FE	10,000,000	..94.0680	9,406,849	10,000,000	10,000,000					6.329	6.377	JAUJ	137,131	330,460	10/02/2018	10/15/2030
44331D-AN-9	HPSSARR 15 SUB_ABS_ABS _5A-15 144A	..0.	D	4	..2.C FE	10,000,000	..85.7110	8,571,088	10,000,000	10,000,000					7.229	7.292	JAUJ	156,631	422,210	10/02/2018	10/15/2030
449258-AC-6	ICG US CLO LTD ICG_18-1A SENIOR ABS_ABS	..0.	D	4	..1.F FE	2,000,000	..93.0950	1,861,894	2,000,000	2,000,000					6.048	6.092	JAUJ	24,190	57,344	02/01/2018	04/21/2031
449258-AD-4	ICG US CLO LTD ICG_18-1A SENIOR ABS_ABS	..0.	D	4	..2.C FE	1,550,000	..82.3830	1,276,931	1,550,000	1,550,000					6.878	6.935	JAUJ	21,320	57,485	02/01/2018	04/21/2031
449272-AJ-2	ICG CLO ABS_ABS 144A	..0.	D		..1.F FE	3,000,000	..92.8750	2,786,238	3,000,000	3,000,000					6.527	6.573	JAUJ	35,354	98,699	10/21/2021	10/26/2034
449272-AL-7	ICG CLO ABS_ABS 144A	..0.	D		..1.F FE	2,000,000	..76.8150	1,536,307	2,000,000	2,000,000					3.749	3.763	JAUJ	13,538	73,522	10/21/2021	10/26/2034
46603V-AC-9	IVV HILL MIDDLE MARKET CREDIT MEZZANIN A	..0.	D	4	..1.F FE	11,000,000	..93.6520	10,301,673	11,000,000	11,000,000					6.544	6.591	JAUJ	149,960	378,232	04/06/2018	04/18/2030
481939-AL-0	KKRFINANCIALCLOLTDKKR_49 ABS_ABS _49 144	..0.	D		..2.C FE	7,318,988	..97.9200	7,344,014	7,500,000	7,321,914		2,926			6.860	7.369	MON	254,385		11/29/2022	07/20/2035
48250V-AU-1	KKR_13 SENIOR ABS_ABS _13R 144A	..0.	D		..1.A FE	626,368	..99.2660	626,625	631,260	626,625		257			4.879	5.406	JAUJ	6,588		11/28/2022	01/16/2028
48252K-AG-4	KKR FINANCIAL CLO LTD KKR_21 MEZZANIN AB	..0.	D	4	..2.C FE	1,000,000	..92.6750	926,750	1,000,000	1,000,000					6.679	6.733	JAUJ	14,471	36,614	03/15/2018	04/15/2031
48661N-AJ-7	KAYNE CLO KAYNE_19-6A MEZZANIN ABS_ABS	..0.	D		..2.C FE	1,000,460	..94.3430	943,429	1,000,000	1,000,424		(36)			8.243	8.316	JAUJ	16,714	40,580	03/25/2022	01/20/2033
50184K-BL-1	LCM LTD PARTNERSHIP LCM_13A ABS_ABS _13-	..0.	D		..1.A FE	4,429,203	..98.8460	4,449,262	4,501,222	4,433,691		4,488			5.097	5.842	JAUJ	47,156		11/01/2022	07/19/2027
50188G-AV-5	LCM LTD PARTNERSHIP LCM_18A MEZZANIN ABS	..0.	D	4	..1.F FE	3,440,000	..91.2290	3,138,284	3,440,000	3,440,000					6.093	6.138	JAUJ	42,499	100,928	04/12/2018	04/20/2031
50188G-AW-3	LCM LTD PARTNERSHIP LCM_18A MEZZANIN ABS	..0.	D	4	..2.C FE	14,000,000	..82.9850	11,617,892	14,000,000	14,000,000					7.043	7.103	JAUJ	199,931	545,600	04/12/2018	04/20/2031
50188Y-AE-4	LCM LTD PARTNERSHIP LCM_24A MEZZANIN ABS	..0.	D		..1.A FE	995,389	..98.7500	1,008,668	1,021,436	997,612		2,223			5.223	6.761	JAUJ	10,817		10/31/2022	03/20/2030
50189C-AN-1	LCM LTD PARTNERSHIP LCM_21A SENIOR ABS_A	..0.	D		..1.A FE	2,922,538	..98.9590	2,917,779	2,948,485	2,924,108		1,570			5.123	5.826	JAUJ	30,627		11/29/2022	04/20/2028
50190K-AA-8	LCM LTD PARTNERSHIP LCM_40A ABS_ABS _40	..0.	D		..1.A FE	12,780,800	..99.9390	12,792,210	12,800,000	12,780,668		(132)			0.000	6.228	JAUJ	35,015		12/13/2022	01/15/2036
50200W-AE-2	LCM LTD PARTNERSHIP LCM_28A MEZZANIN ABS	..0.	D	4	..2.C FE	7,650,000	..82.8370	6,337,033	7,650,000	7,650,000					7.193	7.254	JAUJ	111,575	309,766	10/	

ANNUAL STATEMENT FOR THE YEAR 2022 OF THE AMERICAN EQUITY INVESTMENT LIFE INSURANCE COMPANY

SCHEDULE D - PART 1

Showing All Long-Term BONDS Owned December 31 of Current Year

1	2	Codes			6	7	Fair Value		10	11	Change in Book/Adjusted Carrying Value				Interest					Dates	
		3	4	5			8	9			12	13	14	15	16	17	18	19	20	21	22
CUSIP Identification	Description	C o d e	F o r e i g n	Bond Char	NAIC Designation, NAIC Designation Modifier and SVO Administrative Symbol	Actual Cost	Rate Used to Obtain Fair Value	Fair Value	Par Value	Book/ Adjusted Carrying Value	Unrealized Valuation Increase/ (Decrease)	Current Year's (Amor-tization) Accretion	Current Year's Other-Than-Temporary Impairment Recognized	Total Foreign Exchange Change in Book/ Adjusted Carrying Value	Rate of	Effective Rate of	When Paid	Admitted Amount Due and Accrued	Amount Received During Year	Acquired	Stated Contractual Maturity Date
55818Y-BJ-9	MADISON PARK FUNDING LTD MDPK SUB ABS_AB	D	4		2.C FE	4,500,000	93.8550	4,223,494	4,500,000	4,500,000					7.878	7.952	JAUJ	70,898	212,517	05/23/2017	07/22/2030
55818Y-BN-0	MDPK_15-17A-AR2 SENIOR ABS_ABS_15-17A-A	D			1.A FE	1,945,093	98.6620	1,955,988	1,982,513	1,947,075		1.983			5.278	6.311	JAUJ	20,926	14,180	11/10/2022	07/21/2030
55819B-AQ-3	MADISON PARK FUNDING LTD MDPK MEZZANIN A	D	4		2.C FE	11,000,000	88.9220	9,781,421	11,000,000	11,000,000					7.228	7.291	JAUJ	159,007	446,994	09/29/2017	10/21/2030
55819B-AW-0	MADISON PARK FUNDING LTD MDPK ABS_ABS_1	D			1.A FE	7,758,729	98.6080	7,798,905	7,909,000	7,764,090		5.361			5.218	5.824	JAUJ	80,239		11/03/2022	10/21/2030
55819E-AA-2	MADISON PARK FUNDING XXXI LTD MEZZANIN A	D	4		3.C FE	7,000,000	89.7730	6,284,110	7,000,000	7,000,000					9.925	10.044	JAUJ	133,155	473,322	11/08/2018	01/23/2031
55819M-AU-0	MDPK_19-35A ABS_ABS_19-35A 144A	D			1.C FE	3,063,040	95.5490	3,057,565	3,200,000	3,063,977		937			5.643	6.511	JAUJ	36,614		12/09/2022	04/20/2032
55819Y-AA-8	MADISONPARKFUNDINGLTDMDPK_ABS_ABS_26-R	D	4		1.A FE	16,672,305	99.3220	16,845,984	16,961,000	16,689,922		17,618			5.615	6.258	JAUJ	169,300	156,488	10/27/2022	07/29/2030
55819Y-AC-4	MADISONPARKFUNDINGLTDMDPK_ABS_ABS_26-R	D			1.C FE	1,953,160	97.2240	1,944,473	2,000,000	1,953,375		215			6.015	6.559	JAUJ	21,386		12/21/2022	07/29/2030
55820R-AJ-1	MADISON PARK FUNDING LTD MDPK ABS_ABS_1	D			1.A FE	27,738,535	98.5550	27,873,847	28,282,555	27,780,860		42,325			5.328	6.431	JAUJ	281,373		11/02/2022	04/25/2029
55820T-AJ-7	MADISON PARK FUNDING LTD MDPK SENIOR ABS	D			1.A FE	29,985,338	98.7920	30,230,337	30,600,000	30,014,330		28,993			5.328	6.045	JAUJ	298,901	78,837	11/03/2022	07/27/2031
55820Y-AA-5	MADISON PARK FUNDING LTD MDPK SENIOR ABS	D			1.A FE	1,976,420	98.8430	1,976,862	2,000,000	1,976,733		313			5.273	5.799	JAUJ	21,383		12/15/2022	04/22/2030
55820Y-AE-7	MADISON PARK FUNDING LTD MDPK MEZZANIN A	D	4		2.C FE	7,073,108	92.9790	7,019,927	7,550,000	7,082,627		9,519			6.843	8.635	JAUJ	104,758	62,804	11/23/2022	04/20/2030
55821B-AA-4	MADISON PARK FUNDING LTD MDPK MEZZANIN A	D	4		3.C FE	8,000,000	88.5710	7,085,702	8,000,000	8,000,000					9.329	9.435	JAUJ	157,559	509,035	06/01/2018	07/15/2030
55821C-AA-2	ATRIUM CDO CORP ATRM_9A SENIOR ABS_ABS	D			1.A FE	7,534,146	98.6910	7,609,002	7,709,933	7,536,790		2,644			5.726	6.648	FIAN	41,697	78,602	10/25/2022	05/28/2030
55953H-AW-3	MAGNETITE CLO MAGNE_15-12A MEZZANIN ABS	D	4		1.F FE	5,000,000	95.5610	4,778,062	5,000,000	5,000,000					6.079	6.124	JAUJ	64,169	152,487	08/14/2018	10/15/2031
55953H-AY-9	MAGNETITE CLO MAGNE_15-12A MEZZANIN ABS	D			2.C FE	9,560,000	94.5510	9,039,064	9,560,000	9,560,000					7.079	7.140	JAUJ	142,873	389,014	08/14/2018	10/15/2031
55954E-AW-9	MAGNETITE CLO MAGNE_16-17A MEZZANIN ABS	D	4		2.C FE	10,000,000	94.9210	9,492,146	10,000,000	10,000,000					7.143	7.204	JAUJ	144,835	399,853	06/21/2018	07/20/2031
55954G-AE-4	MAGNETITE CLO MAGNE_16-17A MEZZANIN ABS	D			3.C FE	11,020,000	88.6990	9,774,575	11,020,000	11,020,000					9.793	9.907	JAUJ	218,826	736,724	07/02/2018	07/20/2031
55954H-AN-2	MAGNETITE CLO LIMITED MAGNE_22 MEZZANIN	D			1.C FE	2,903,730	96.8120	2,904,371	3,000,000	2,904,336		606			5.679	6.338	JAUJ	35,968		12/13/2022	04/15/2031
55955K-AA-2	MAGNETITE CLO LTD MAGNE_21-29A SENIOR AB	D			1.A FE	3,439,625	98.2830	3,439,912	3,500,000	3,439,997		372			5.069	5.611	JAUJ	37,455		12/21/2022	01/15/2034
56577Q-AE-7	MARATHON CLO LTD MCLO_18-11A SENIOR ABS	D			1.G FE	1,300,000	89.9170	1,168,924	1,300,000	1,300,000					6.043	6.086	JAUJ	15,929	37,482	02/06/2018	04/21/2031
566061-AG-2	MARBLE POINT CLO X LTD MP10_17 MEZZANIN	D			1.F FE	999,500	92.5720	925,725	1,000,000	999,590		75			6.429	6.490	JAUJ	13,930	34,071	10/19/2021	10/15/2030
59801M-AJ-7	MIDOCLEAN CREDIT CLO VIIII LLC M ABS_ABS	D	4		2.C FE	9,000,000	85.8840	7,729,559	9,000,000	9,000,000					7.575	7.637	FIAN	79,542	380,621	01/17/2018	02/20/2031
59802U-AQ-2	MIDOCLEAN CREDIT CLO MIDO_14-3A SUB ABS_A	D	4		1.G FE	10,000,000	91.4820	9,148,205	10,000,000	10,000,000					6.278	6.325	JAUJ	125,551	310,038	06/14/2018	04/21/2031
59802U-AS-8	MIDOCLEAN CREDIT CLO MIDO_14-3A SUB ABS_A	D	4		3.A FE	9,900,000	83.1400	8,314,009	10,000,000	9,934,956		10,993			7.538	7.787	JAUJ	150,751	437,788	06/14/2018	04/21/2031
64129K-BE-6	NEUBERGER BERMAN CLO LTD NEUB ABS_ABS_1	D			1.A FE	19,650,000	98.6630	19,732,614	20,000,000	19,663,045		13,045			4.999	5.631	JAUJ	211,075		11/10/2022	10/15/2029
64129U-BS-3	NEUBERGER BERMAN CLO LTD NEUB SENIOR ABS	D			1.A FE	12,273,795	98.7320	12,351,757	12,510,450	12,285,313		11,518			5.355	6.142	JAUJ	132,115	19,624	11/07/2022	04/22/2029
64130P-AJ-2	NEUBERGER BERMAN CLO LTD NEUB MEZZANIN A	D	4		2.C FE	8,000,000	92.2650	7,381,202	8,000,000	8,000,000					7.093	7.153	JAUJ	115,057	315,827	04/27/2018	04/20/2030
64130Q-AA-9	NEUBERGER BERMAN CLO LTD NEUB MEZZANIN A	D	4		3.C FE	3,000,000	88.2410	2,647,220	3,000,000	3,000,000					9.843	9.960	JAUJ	59,876	202,081	04/27/2018	04/20/2030
64130X-AC-0	NEUBERGER BERMAN CLO LTD NEUB SENIOR ABS	D			1.C FE	20,730,515	97.0350	20,862,624	21,500,000	20,745,239		14,724			5.927	6.836	JAUJ	261,921		11/16/2022	10/20/2031
64130X-AE-6	NEUBERGER BERMAN CLO LTD NEUB MEZZANIN A	D	4		1.F FE	10,000,000	94.8130	9,481,329	10,000,000	10,000,000					6.377	6.426	JAUJ	131,074	323,703	08/30/2018	10/20/2031
64131F-AA-2	NEUBERGER BERMAN CLO LTD NEUB SUB ABS_AB	D			3.C FE	10,000,000	88.4720	8,847,214	10,000,000	10,000,000					9.827	9.943	JAUJ	201,991	673,495	08/30/2018	10/19/2031
64131Q-AJ-9	NEUBERGER BERMAN CLO LTD NEUB SENIOR ABS	D			1.A FE	7,113,000	98.3440	7,031,582	7,150,000	7,114,319		1,319			5.114	5.313	JAUJ	76,173	100,123	11/09/2022	10/18/2030
64131Q-AL-4	NEUBERGER BERMAN CLO LTD NEUB SENIOR ABS	D			1.C FE	1,390,000	96.8720	1,366,523	1,390,000	1,390,000					5.594	5.632	JAUJ	16,198	33,473	10/22/2021	10/18/2030
64131W-AJ-6	NEUBERGER BERMAN CLO LTD NEUB SUB ABS_AB	D	4		2.C FE	8,500,000	92.9510	7,900,859	8,500,000	8,500,000					6.679	6.732	JAUJ	123,008	311,220	01/24/2018	01/15/2030
64135F-AE-0	NEUBERGER BERMAN CLO LTD NEUB ABS_ABS_5	D			1.A Z	3,000,000	99.0500	2,971,489	3,000,000	3,000,000					7.631	7.701	JAUJ	8,266		11/10/2022	10/24/2035
64135F-AJ-9	NEUBERGER BERMAN CLO LTD NEUB ABS_ABS_5	D			1.A Z	4,000,000	99.9300	3,997,214	4,000,000	4,000,000					8.481	8.564	JAUJ	12,250		11/10/2022	10/24/2036
66860P-AE-4	NORTHWOODS CAPITAL LTD WOODS_1 MEZZANIN	D			1.F FE	3,712,116	92.1000	3,684,016	4,000,000	3,713,814		1,698			6.175	8.219	JAUJ	47,338		12/21/2022	04/22/2031
67097Q-AJ-4	OP CLO LTD OP_17-14A MEZZANIN ABS_ABS	D			2.C FE	23,500,000	91.4220	21,484,107	23,500,000	23,500,000					7.275	7.340	FIAN	194,719	922,561	11/16/2017	11/20/2030
67098D-AU-7	OAK HILL CREDIT PARTNERS OAKC MEZZANIN A	D			1.C FE	1,431,120	95.4910	1,432,368	1,500,000	1,431,970		850			5.975	6.772	JAUJ	17,675		11/10/2022	10/22/2036
67098W-AU-5	OAK HILL CREDIT PARTNERS OAKC ABS_ABS_7	D			2.C FE	1,023,720	92.5980	1,055,618	1,140,000	1,027,372		3,652			7.055	8.716	JAUJ	16,085	27,856	07/12/2022	02/24/2037
67106B-AT-4	OP CLO LTD OP_14-6A SENIOR ABS_ABS_14	D			2.C FE	15,950,000	90.5870	14,448,580	15,950,000	15,950,000					7.279	7.343	JAUJ	245,105	683,263	09/25/2017	10/17/2030
67107F-BL-0	OZLM LTD OZLM_14-8A ABS_ABS_14-8A 144A	D			1.A FE	18,517,145	98.4830	18,542,124	18,827,804	18,527,056		9,912			5.059	5.615	JAUJ	201,089		11/16/2022	10/17/2029
67108W-BE-8	OZLM LTD OZLM_14-7RA ABS_ABS_7R-R 144A	D			1.A FE	19,049,926	98.7580	19,083,260	19,323,204	19,066,791		16,865			5.089	5.920	JAUJ	207,603		11/16/2022	07/17/2029
67109B-DC-5	OHA LOAN FUNDING LTD OHALF_15 SENIOR ABS	D			1.A FE	7,494,930	97.4140	7,496,044	7,695,000	7,495,376		446			5.377	5.911	JAUJ	85,998		12/29/2022	01/19/2037
67110D-AW-7	OP CLO LTD OP_16-11A SENIOR ABS_ABS_1	D	4		2.B FE	15,000,000	92.8560	13,928,330	15,000,000	15,000,000					7.977	8.054	JAUJ	222,687		07/25/2017	10/26/2030

ANNUAL STATEMENT FOR THE YEAR 2022 OF THE AMERICAN EQUITY INVESTMENT LIFE INSURANCE COMPANY

SCHEDULE D - PART 1

Showing All Long-Term BONDS Owned December 31 of Current Year

1	2	Codes			6	7	Fair Value		10	11	Change in Book/Adjusted Carrying Value				Interest					Dates	
		3	4	5			8	9			12	13	14	15	16	17	18	19	20	21	22
CUSIP Identification	Description	C o d e	F o r e i g n	Bond Char	NAIC Designation, NAIC Designation Modifier and SVO Administrative Symbol	Actual Cost	Rate Used to Obtain Fair Value	Fair Value	Par Value	Book/ Adjusted Carrying Value	Unrealized Valuation Increase/ (Decrease)	Current Year's (Amor-tization) Accretion	Current Year's Other-Than-Temporary Impairment Recognized	Total Foreign Exchange Change in Book/ Adjusted Carrying Value	Rate of	Effective Rate of	When Paid	Admitted Amount Due and Accrued	Amount Received During Year	Acquired	Stated Contractual Maturity Date
67110U-AN-9	OHA LOAN FUNDING LTD OHALF_16 MEZZANIN A	D	4		1.C FE	4,000,000	.95.4770	3,819,096	4,000,000	4,000,000					.5.843	.5.884	JAUJ	47,390	107,219	01/31/2020	01/20/2033
67110U-AQ-2	OHA LOAN FUNDING LTD OHALF_16 ABS_ABS_1	D	4		1.F FE	7,750,000	.94.2310	7,302,935	7,750,000	7,750,000					.6.193	.6.239	JAUJ	97,318	235,239	01/31/2020	01/20/2033
67113G-AL-1	OAK HILL CREDIT PARTNERS OAKC MEZZANIN A	D			2.C FE	2,139,638	.93.2510	2,098,151	2,250,000	2,147,003		7.365			.7.194	.8.200	JAUJ	33,721	56,009	05/25/2022	04/18/2033
67113L-AL-0	OCF CLO LTD OCF_19-17A ABS_ABS_19-17A 1	D			1.A FE	3,851,200	.97.8350	3,913,412	4,000,000	3,855,488		4.288			.5.283	.6.293	JAUJ	42,848		11/07/2022	07/20/2032
67516C-AS-8	OCEAN TRAILS CLO OCTR_10-R ABS_ABS_10-R	D			1.F FE	4,600,000	.92.4890	4,254,501	4,600,000	4,600,000					.6.579	.6.633	JAUJ	63,891	157,404	10/28/2021	10/15/2034
67570Q-AK-7	OCF CLO LTD OCF_19-16A ABS_ABS_19-16A 1	D			1.A FE	8,006,400	.98.0520	7,844,121	8,000,000	8,005,037		(1.182)			.4.909	.4.920	JAUJ	89,448	157,616	10/28/2021	04/10/2033
675711-AG-0	OCTAGON INVESTMENT PARTNERS XX MEZZANIN	D	4		2.C FE	9,000,000	.88.4520	7,960,694	9,000,000	9,000,000					.6.993	.7.052	JAUJ	127,614	346,180	10/16/2017	01/20/2031
67576F-AA-7	OCTAGON INVESTMENT PARTNERS LT SENIOR AB	D			1.A FE	7,836,675	.98.6230	7,939,166	8,050,000	7,848,934		12.259			.5.039	.6.153	JAUJ	86,764		10/31/2022	04/16/2031
67577E-AC-5	OCT56_21-1A ABS_ABS_56_144A	D			1.C FE	5,010,000	.95.1880	4,759,420	5,000,000	5,009,780		16			.5.729	.5.738	JAUJ	60,474	132,925	11/02/2021	10/16/2034
67578J-AC-3	OCTAGON INVESTMENT PARTNERS 51 ABS_ABS	D			1.C FE	697,500	.95.3310	714,986	750,000	698,692		1.192			.5.943	.7.170	JAUJ	9,038	8,452	10/05/2022	07/20/2034
67579N-AA-7	OCTAGON INVESTMENT PARTNERS XX ABS_ABS	D	4		3.C FE	6,500,000	.83.6580	5,437,749	6,500,000	6,500,000					10.543	10.677	JAUJ	138,957	483,974	10/16/2017	01/20/2031
67590E-AS-3	OCTAGON INVESTMENT PARTNERS XV SENIOR AB	D			1.A FE	2,076,470	.97.2740	2,091,397	2,150,000	2,077,007		537			.5.577	.6.272	JAUJ	24,645		12/08/2022	07/19/2030
67590E-BG-8	OCTAGON INVESTMENT PARTNERS XV ABS_ABS	D			1.A FE	27,430,000	.98.6980	27,635,395	28,000,000	27,457,900		27,900			.5.197	.5.924	JAUJ	299,091		11/01/2022	07/19/2030
67590Q-BK-2	OCT21_14-1A ABS_ABS_14-1A 144A	D			1.A FE	10,437,125	.98.5450	10,593,554	10,750,000	10,452,756		15,631			.5.650	.6.656	FIAN	80,979	69,099	11/10/2022	02/14/2031
67590Y-AU-4	OCTAGON INVESTMENT PARTNERS XX SUB_ABS_A	D	4		2.C FE	6,250,000	.88.3680	5,522,973	6,250,000	6,250,000					.6.929	.6.987	JAUJ	91,426	244,767	06/01/2018	07/15/2030
67591Q-AA-4	OCTAGON INVESTMENT PARTNERS 36 SUB_ABS_A	D	4		3.C FE	9,953,512	.81.5210	8,152,078	10,000,000	10,034,541		(4.548)			.9.509	.9.520	JAUJ	200,749	654,644	03/07/2018	04/15/2031
67591U-AJ-6	OCTAGON INVESTMENT PARTNERS 36 MEZZANIN	D	4		1.F FE	7,187,500	.93.8260	6,743,730	7,187,500	7,187,500					.5.779	.5.820	JAUJ	87,690	197,218	03/07/2018	04/15/2031
67591U-AL-1	OCTAGON INVESTMENT PARTNERS 36 MEZZANIN	D	4		2.C FE	14,500,000	.88.1030	12,774,934	14,500,000	14,500,000					.6.679	.6.733	JAUJ	204,456	530,904	03/07/2018	04/15/2031
67706H-BE-7	OHA LOAN FUNDING LTD OHALF_13 MEZZANIN A	D	4		2.C FE	10,000,000	.93.1530	9,315,340	10,000,000	10,000,000					.7.375	.7.441	JAUJ	141,346	418,341	08/07/2018	07/23/2031
67706X-AL-7	OAK HILL CREDIT PARTNERS OAKC MEZZANIN A	D	4		2.C FE	10,575,000	.93.3690	9,873,779	10,575,000	10,575,000					.6.978	.7.036	JAUJ	147,576	402,919	10/18/2017	01/21/2030
67707B-AD-2	OAK HILL CREDIT PARTNERS OAKC MEZZANIN A	D	4		2.C FE	10,000,000	.92.8900	9,288,968	10,000,000	10,000,000					.6.693	.6.746	JAUJ	135,710	354,228	11/17/2017	01/20/2030
691204-AE-1	OWIL ROCK CLO LTD OR_20-3A SENIOR ABS_ABS	D	4		1.C FE	2,006,000	.97.8860	1,957,722	2,000,000	2,005,065		(620)			.6.693	.6.698	JAUJ	27,142	70,846	06/15/2021	04/20/2032
69355D-AE-7	PPM CLO LTD PPMC_18-1A MEZZANIN ABS_ABS	D	4		1.F FE	7,000,000	.93.2410	6,526,888	7,000,000	7,000,000					.6.229	.6.276	JAUJ	92,053	224,186	07/02/2018	07/15/2031
69688A-AL-5	PALMER SQUARE CLO LTD PLMRS_13 ABS_ABS	D			1.A FE	16,120,125	.98.0290	15,782,634	16,100,000	16,114,578		(4,718)			.5.079	.5.077	JAUJ	172,634	331,549	10/21/2021	10/17/2031
69688X-AS-0	PALMER SQUARE CLO LTD PLMRS_14 ABS_ABS	D			1.A FE	6,715,000	.98.9930	6,731,495	6,800,000	6,719,115		4,115			.5.209	.5.812	JAUJ	74,780		11/16/2022	01/17/2031
69689A-BL-3	PALMER SQUARE CLO LTD PLMRS_15 ABS_ABS	D			1.C FE	1,443,000	.95.2560	1,428,840	1,500,000	1,443,275		275			.6.375	.7.089	FIAN	10,891		12/12/2022	05/22/2034
69700X-AA-3	PALMER SQUARE CLO PLMRS_22-4 ABS_ABS_22	D			1.A FE	26,800,000	.99.6180	26,697,723	26,800,000	26,800,000					.6.218	.6.230	JAUJ	211,887		10/13/2022	10/20/2035
69701E-AA-4	PALMER SQUARE LOAN FUNDING LTD SENIOR AB	D			1.A FE	2,127,509	.99.1730	2,131,219	2,148,999	2,127,767		258			.5.475	.6.109	FIAN	13,401	20,555	11/03/2022	02/20/2028
69701N-AA-4	PALMER SQUARE LOAN FUNDING LTD ABS_ABS	D			1.A FE	12,825,481	.98.4990	12,760,523	12,955,031	12,827,169		1,689			.5.134	.5.456	JAUJ	140,402		12/09/2022	10/15/2030
69702D-AA-5	PALMER SQUARE LOAN FUNDING LTD ABS_ABS	D			1.A FE	2,486,999	.98.5170	2,490,580	2,528,080	2,486,822		(177)			.5.546	.6.156	FIAN	15,824	24,181	11/15/2022	05/20/2029
69702M-AA-5	PALMER SQUARE CLO PLMRS_22-5 ABS_ABS_22	D			1.A FE	1,996,820	.99.3340	1,986,688	2,000,000	1,996,867		47			.5.658	.5.721	JAUJ	29,863		12/13/2022	10/20/2035
69916K-AE-3	PARALLEL LTD PARL_21-2A ABS_ABS_21-2 14	D			1.F FE	3,000,000	.92.4130	2,772,398	3,000,000	3,000,000					.6.543	.6.592	JAUJ	39,801	91,935	10/26/2021	10/20/2034
69916K-AG-8	PARALLEL LTD PARL_21-2A ABS_ABS_21-2 14	D			2.C FE	4,000,000	.86.0000	3,439,996	4,000,000	4,000,000					.7.643	.7.710	JAUJ	61,990	161,325	10/26/2021	10/20/2034
74042E-AA-2	PREFERRED TERM SECS XVII SENIOR ABS ABS	D			1.B FE	4,508,844	.85.5740	4,193,887	4,900,917	4,536,849		28,005			.5.138	.7.323	MJSD	6,295	95,568	04/01/2022	06/23/2035
74042H-AA-5	PREFERRED TERM SECURITIES XIX SENIOR ABS	D	4		1.A FE	710,720	.87.7410	691,443	788,048	716,936		4,161			.5.119	.6.828	MJSD	1,121	15,101	05/26/2021	12/22/2035
74971C-AE-3	RR LTD RRAM_21-16A MEZZANIN ABS_ABS_21-	D	4		1.F PL	5,000,000	.93.1880	4,659,396	5,000,000	5,000,000					.6.029	.6.073	JAUJ	63,641	149,938	04/30/2021	07/15/2036
74971C-AG-8	RR LTD RRAM_21-16A MEZZANIN ABS_ABS_21-	D	4		2.C PL	4,000,000	.92.1780	3,687,101	4,000,000	4,000,000					.7.079	.7.140	JAUJ	59,779	162,767	04/30/2021	07/15/2036
74982W-AA-4	RACE POINT CLO LTD RACEP_15-9A ABS_ABS	D			1.A FE	1,959,000	.98.4100	1,968,195	2,000,000	1,962,755		.3,755			.5.019	.6.109	JAUJ	21,192		10/17/2022	10/15/2030
74988L-AG-9	ALM LOAN FUNDING XIV ALM_14-14 SENIOR AB	D	4		2.C FE	1,000,000	.87.9530	879,532	1,000,000	1,000,000					.6.579	.6.632	JAUJ	13,889	35,595	01/18/2018	01/15/2030
75884B-AC-2	REGATTA X FUNDING LTD RGT10_17 MEZZANIN	D			1.C FE	1,243,950	.96.9650	1,212,064	1,250,000	1,245,114		883			.5.529	.5.672	JAUJ	14,591	31,429	10/25/2021	01/17/2031
75887N-AY-5	REGATTA VI FUNDING LTD REGT6_1 ABS_ABS	D			1.C FE	1,920,620	.95.5200	1,910,399	2,000,000	1,921,697		1,077			.5.943	.6.669	JAUJ	24,100		11/10/2022	04/20/2034
75887X-AA-5	REGATTA XI FUNDING LTD REG11_1 SENIOR AB	D			1.A FE	3,441,550	.98.2280	3,437,985	3,500,000	3,442,985		1,435			.5.149	.5.844	JAUJ	38,046		12/02/2022	07/17/2031
75887X-AJ-6	REGATTA XI FUNDING LTD REG11_1 MEZZANIN	D	4		2.C FE	6,500,000	.93.4570	6,074,712	6,500,000	6,500,000					.6.929	.6.980	JAUJ	95,083	255,443	05/15/2018	07/17/2031
75888F-AG-0	REGATTA XIII FUNDING REG13_18 MEZZANIN A	D	4		1.F FE	12,000,000	.94.5090	11,341,074	12,000,000	12,000,000					.6.179	.6.225	JAUJ	160,658	378,202	07/02/2018	07/15/2031
75888F-AJ-4	REGATTA XIII FUNDING REG13_18 MEZZANIN A	D	4		2.C FE	14,000,000	.93.1040	13,034,619	14,000,000	14,000,000					.7.179	.7.241	JAUJ	217,767	583,958	07/02/2018	07/15/2031
75888H-AS-0	REGATTA XII FUNDING LTD REG12 ABS_ABS_1	D			2.C FE	6,121,710	.93.2670	5,735,897	6,150,000	6,124,821		2,675			.7.179	.7.320	JAUJ	93,209	256,525	11/29/2021	10/15/2032

ANNUAL STATEMENT FOR THE YEAR 2022 OF THE AMERICAN EQUITY INVESTMENT LIFE INSURANCE COMPANY

SCHEDULE D - PART 1

Showing All Long-Term BONDS Owned December 31 of Current Year

1	2	Codes			6	7	Fair Value		10	11	Change in Book/Adjusted Carrying Value				Interest					Dates	
		3	4	5			8	9			12	13	14	15	16	17	18	19	20	21	22
CUSIP	Description	C o d e	F o r e i g n	Bond Char	NAIC Designation, NAIC Designation Modifier and SVO Administrative Symbol	Actual Cost			Rate Used to Obtain Fair Value	Fair Value											
75888K-AG-9	REGATTA VIII FUNDING LTD REGTB MEZZANIN	D.....		4	.. 2.C FE	14,175,00092.9140	13,170,504	14,175,000	14,175,0007.2797.343	JAJO	217,828	607,225	08/18/2017	10/17/2030
75888M-AG-5	REG14_18-3A SENIOR ABS_ABS_18-3A 144A	D.....			.. 1.C FE	1,598,85096.8840	1,598,580	1,650,000	1,599,629		7796.2087.010	JAJO	19,350		11/29/2022	10/25/2031
77341X-AC-7	ROCKFORD TOWER CLO ROCKT_22-3 MEZZANIN A	D.....			.. 1.C FE	8,000,000	100.0000	8,000,000	8,000,000	8,000,0000.0000.000	JAJO			12/08/2022	01/20/2035
77341X-AE-3	ROCKFORD TOWER CLO ROCKT_22-3 MEZZANIN A	D.....			.. 1.F FE	6,000,000	100.0000	6,000,000	6,000,000	6,000,0000.0000.000	JAJO			12/08/2022	01/20/2035
77342J-AE-3	ROCKFORD TOWER CLO LTD ROCKT_1 MEZZANIN	..0.....	D.....		.. 1.F FE	1,885,63294.6920	1,893,839	2,000,000	1,887,489		1,8576.7258.333	FIAN	15,319		11/29/2022	05/20/2031
77587A-AC-0	ROMARK CLO LTD RMRK_18-1A SENIOR ABS_ABS	..0.....	D.....		.. 1.A FE	6,256,29098.1500	6,313,514	6,432,516	6,268,634		12,3455.2736.603	JAJO	68,774		10/31/2022	04/21/2031
77879R-AB-2	ROTOR ENGINES SECURITIZATION L ABS_ABS	D.....	4		.. 5.A FE	2,313,83862.3770	2,313,838	3,709,442	2,313,838			1,198,5805.75011.932	MON	9,480	211,523	10/01/2020	06/15/2046
80306A-AA-8	SAPPHIRE AVIATION FINANCE I LI SENIOR AB	..0.....	D.....	4	.. 3.B FE	487,51777.4430	377,725	487,745	490,751		1,5194.2504.516	MON	921	20,730	03/14/2018	03/15/2040
80629Q-AA-3	SCHAHIN II FINANCE COMPANY SP SECURED C	D.....			.. 67.0000	912,100	13,030,000		31,223		429,9900.0000.000	MS			04/01/2020	09/25/2023
81124L-AG-9	SCULPTOR CLO LTD SCUL_28A MEZZANIN ABS_	..0.....	D.....		.. 1.F FE	1,700,00092.0650	1,565,099	1,700,000	1,700,0006.6436.695	JAJO	22,271	51,664	11/18/2021	01/20/2035
81881C-AG-2	SHACKLETON CLO LTD SHACK_18-12 MEZZANIN	D.....	4		.. 2.C FE	10,000,00085.9750	8,597,503	10,000,000	10,000,0007.3937.458	JAJO	149,905	425,200	06/15/2018	07/20/2031
81881J-AG-7	SHACKLETON CLO LTD SHACK_14-5R ABS_ABS	..0.....	D.....		.. 1.F FE	10,000,00092.9960	9,299,644	10,000,000	10,000,0006.6826.735	FIAN	102,080	336,027	05/02/2018	05/07/2031
81881J-AJ-1	SHACKLETON CLO LTD SHACK_14-5R MEZZANIN	D.....	4		.. 2.C FE	7,425,00087.1680	6,472,229	7,425,000	7,425,0007.6827.753	FIAN	87,138	324,575	05/02/2018	05/07/2031
81883A-AE-9	SHACKLETON CLO LTD SHACK_15-7R MEZZANIN	..0.....	D.....	4	.. 1.F FE	9,000,00093.8820	8,449,392	9,000,000	9,000,0006.4296.479	JAJO	122,154	306,589	07/12/2018	07/15/2031
81883A-AG-4	SHACKLETON CLO LTD SHACK_15-7R MEZZANIN	D.....	4		.. 2.C FE	8,955,00085.1620	7,664,590	9,000,000	9,105,505		(15,634)7.4097.170	JAJO	140,774	396,504	07/12/2018	07/15/2031
83012D-AA-1	SIXST_20-16A SENIOR ABS_ABS_20-16A 144A	..0.....	D.....		.. 1.A FE	1,983,42099.1870	1,983,730	2,000,000	1,983,640		2205.5635.870	JAJO	22,559		12/13/2022	10/20/2032
83607E-AE-2	REDDING RIDGE ASSET MANAGEMENT ABS_ABS	..0.....	D.....	4	.. 1.F FE	10,000,00089.6720	8,967,222	10,000,000	10,000,0006.2946.342	JAJO	131,119	318,500	07/12/2018	07/18/2031
83608G-AU-0	SOUND POINT CLO LTD SNDPT_13-1 ABS_ABS	D.....	4		.. 2.C FE	7,500,00081.5010	6,112,586	7,500,000	7,500,0007.0277.087	JAJO	98,083	288,745	01/22/2018	01/26/2031
83609Y-AG-1	SOUND POINT CLO LTD SNDPT_13-3 MEZZANIN	..0.....	D.....	4	.. 1.F FE	4,500,00091.2880	4,107,960	4,500,000	4,500,0006.4446.494	JAJO	60,410	150,169	04/19/2018	04/18/2031
83609Y-AJ-5	SOUND POINT CLO LTD SNDPT_13-3 ABS_ABS	D.....	4		.. 2.C FE	13,000,00080.7010	10,491,082	13,000,000	13,000,0007.4447.511	JAJO	201,600	565,626	04/19/2018	04/18/2031
83610C-AU-5	SOUND POINT CLO LTD SNDPT_16-2 MEZZANIN	D.....	4		.. 2.B FE	3,902,32895.9150	3,836,610	4,000,000	3,902,937		6098.0938.861	JAJO	65,640		12/21/2022	10/20/2028
83610J-AJ-5	SOUND POINT CLO LTD SNDPT_18-1 MEZZANIN	D.....	4		.. 2.C FE	8,000,00081.3500	6,508,034	8,000,000	8,000,0006.7296.784	JAJO	113,648	296,990	03/27/2018	04/15/2031
846031-AN-2	SOUTHWICK PARK CLO LTD STHWK_1 ABS_ABS	..0.....	D.....		.. 1.A FE	13,081,31598.0560	13,139,516	13,400,000	13,087,234		5,9195.3035.919	JAJO	144,083		12/21/2022	07/20/2032
86217R-AJ-7	STORM KING PARK CLO LTD STKPK ABS_ABS_1	..0.....	C.....		.. 2.C FE	1,600,00096.0970	1,537,554	1,600,000	1,600,0008.8598.942	JAJO	39,766		08/12/2022	10/15/2035
87154E-BE-9	SYMPHONY CLO LTD SYMP_14-15A ABS_ABS_14	..0.....	D.....		.. 1.A FE	8,340,28098.2480	8,449,322	8,600,000	8,350,739		10,4595.1596.187	JAJO	93,667		11/03/2022	01/17/2032
87165U-AN-1	SYMPHONY CLO LTD SYMP_16-17A SENIOR ABS	..0.....	D.....		.. 1.A FE	1,783,66799.2800	1,785,627	1,798,578	1,783,982		3144.9595.510	JAJO	18,830		12/15/2022	04/17/2028
87165Y-AG-8	SYMPHONY CLO LTD SYMP_18-19A SENIOR ABS	..0.....	D.....	4	.. 1.F FE	14,500,00093.4450	13,549,493	14,500,000	14,500,0005.8295.870	JAJO	180,784	408,562	02/22/2018	04/16/2031
87165Y-AJ-2	SYMPHONY CLO LTD SYMP_18-19A MEZZANIN AB	D.....	4		.. 2.C FE	4,487,17988.3020	3,962,282	4,487,179	4,487,1796.6296.682	JAJO	63,624	162,759	02/22/2018	04/16/2031
87166D-AA-6	SYMPHONY CLO LTD SYMP_18-19A ABS_ABS_01	D.....	4		.. 3.C FE	9,500,00083.0390	7,888,667	9,500,000	9,500,0009.2799.383	JAJO	188,547	599,070	02/22/2018	04/16/2031
87169V-AA-3	SYMPHONY CLO LTD SYMP_22-37 ABS_ABS_37	D.....			.. 1.A FE	18,000,00099.5670	17,922,037	18,000,000	18,000,0006.5466.588	JAJO	85,102		11/29/2022	10/20/2034
87169V-AJ-9	SYMPH_22-37 ABS_ABS_22-37A 144A	..0.....	D.....		.. 1.F FE	4,500,00099.4860	4,476,864	4,500,000	4,500,0008.2468.319	JAJO	26,801		11/01/2022	10/20/2034
87232B-AF-9	TCI-SYMPHONY CLO TSYPH_17-1A SENIOR ABS	D.....			.. 1.A FE	10,125,19598.4840	10,128,372	10,284,266	10,127,539		2,3445.0095.578	JAJO	108,755		12/13/2022	07/15/2030
87244C-AQ-9	TIAA CHURCHILL MIDDLE MARKET C MEZZANIN	..0.....	D.....	4	.. 2.C FE	1,500,00088.6860	1,330,292	1,500,000	1,500,0008.1438.223	JAJO	24,767	75,186	10/05/2018	10/20/2030
886313-AG-0	TIAA CHURCHILL MIDDLE MARKET C SUB_ABS_A	..0.....	D.....	4	.. 3.C FE	985,00092.9940	929,942	1,000,000	987,941		11012.21312.739	JAJO	24,764	91,389	10/05/2018	10/20/2030
89531M-AC-6	TRESTLES CLO LTD TREST_18-2A ABS_ABS_18	D.....			.. 1.C FE	963,95096.4190	964,190	1,000,000	964,284		3346.0286.996	JAJO	11,387		12/12/2022	07/25/2031
89532T-AA-4	TREST_3 SENIOR ABS_ABS_3_144A	D.....			.. 1.A FE	2,915,10098.7030	2,961,091	3,000,000	2,919,085		3,9855.5736.358	JAJO	33,900	30,972	10/05/2022	01/20/2033
89532U-AA-1	VIBRANT CLO LTD VIBR_																				

ANNUAL STATEMENT FOR THE YEAR 2022 OF THE AMERICAN EQUITY INVESTMENT LIFE INSURANCE COMPANY

SCHEDULE D - PART 1

Showing All Long-Term BONDS Owned December 31 of Current Year

1	2	Codes			6	7	Fair Value		10	11	Change in Book/Adjusted Carrying Value				Interest					Dates	
		3	4	5			8	9			12	13	14	15	16	17	18	19	20	21	22
CUSIP Identification	Description	C o d e	o r e i g n	Bond Char	NAIC Designation, NAIC Designation Modifier and SVO Administrative Symbol	Actual Cost	Rate Used to Obtain Fair Value	Fair Value	Par Value	Book/ Adjusted Carrying Value	Unrealized Valuation Increase/ (Decrease)	Current Year's (Amor-tization) Accretion	Current Year's Other-Than-Temporary Impairment Recognized	Total Foreign Exchange Change in Book/ Adjusted Carrying Value	Rate of	Effective Rate of	When Paid	Admitted Amount Due and Accrued	Amount Received During Year	Acquired	Stated Contractual Maturity Date
92331X-AL-8	VENTURE CDO LTD VENTR_18-35A MEZZANIN AB	..0.	D	4	..1.F FE	9,000,000	..89.9180	8,092,630	9,000,000	9,000,000					..6.625	..6.677	JAUJ	117,586	310,421	10/17/2018	10/22/2031
92331X-AN-4	VENTURE CDO LTD VENTR_18-35A ABS_ABS_18	..0.	D	4	..2.C FE	9,000,000	..84.4790	7,603,082	9,000,000	9,000,000					..7.825	..7.898	JAUJ	138,886	420,521	10/17/2018	10/22/2031
92557U-BA-4	VIBRANT CLO LTD VIBR_15-3A MEZZANIN ABS	..0.	D	4	..1.F FE	10,000,000	..94.5680	9,456,833	10,000,000	10,000,000					..6.593	..6.645	JAUJ	133,683	344,089	10/02/2018	10/20/2031
92558V-AE-4	VIBRANT CLO LTD VIBR_18-9 MEZZANIN ABS_A	..0.	D	4	..1.F FE	10,000,000	..94.4670	9,446,650	10,000,000	10,000,000					..6.493	..6.543	JAUJ	131,655	334,162	07/03/2018	07/20/2031
92912V-AY-1	VOYA CLO LTD VOYA_14-2A SENIOR ABS_ABS	..0.	D1.A FE	1,166,188	..98.5170	1,167,695	1,185,270	1,166,850		..663	12,423		..5.099	..5.786	JAUJ	12,423		11/22/2022	04/17/2030
92915C-AQ-7	VOYA CLO LTD VOYA_16-1A SENIOR ABS_ABS	..0.	D1.A FE	1,133,969	..98.7850	1,136,032	1,150,000	1,134,525		..556			..5.295	..5.993	JAUJ	12,347		11/30/2021	01/20/2031
92915C-AW-4	VOYA CLO LTD VOYA_16-1A ABS_ABS_16-1A 1	..0.	D	4	..2.C FE	1,000,000	..83.9300	839,299	1,000,000	1,000,000					..6.875	..6.932	JAUJ	13,941	37,525	01/23/2018	01/20/2031
92915U-AJ-8	VOYA CLO LTD VOYA_17-2A ABS_ABS_17-2A 1	..0.	D1.A FE	942,652	..98.7570	948,963	960,910	944,301		..1,649			..5.059	..6.132	JAUJ	10,533		10/21/2022	06/07/2030
92916M-AD-3	VOYA CLO LTD VOYA_17-1A ABS_ABS_17-1 14	..0.	D2.C FE	990,678	..88.5770	885,770	1,000,000	992,970		..1,802			..7.409	..7.721	JAUJ	15,642	44,152	09/23/2021	04/17/2030
92916Q-AA-0	VOYA CLO LTD VOYA_17-4A SENIOR ABS_ABS	..0.	D1.A FE	1,960,500	..98.7580	1,975,168	2,000,000	1,964,196		..3,696			..5.209	..6.263	JAUJ	21,994		10/13/2022	10/15/2030
92916W-AJ-8	ING INVESTMENT MANAGEMENT CLO MEZZANIN A	..0.	D	4	..2.C FE	9,000,000	..85.3680	7,683,078	9,000,000	9,000,000					..7.108	..7.170	JAUJ	120,843	350,979	03/15/2018	04/25/2031
92917A-AE-6	VOYA CLO LTD VOYA_18-1A SUB ABS_ABS_18-	..0.	D	4	..1.F FE	7,500,000	..92.9120	6,968,373	7,500,000	7,500,000					..6.027	..6.070	JAUJ	92,910	216,163	02/23/2018	04/19/2031
92917A-AG-1	VOYA CLO LTD VOYA_18-1A MEZZANIN ABS_ABS	..0.	D	4	..2.C FE	14,000,000	..87.5640	12,258,924	14,000,000	14,000,000					..6.827	..6.882	JAUJ	196,454	517,059	02/23/2018	04/19/2031
92917B-AA-2	VOYA CLO LTD VOYA_18-1A MEZZANIN ABS_ABS	..0.	D	4	..3.C FE	9,500,000	..81.0310	7,697,898	9,500,000	9,500,000					..9.427	..9.533	JAUJ	184,080	601,292	02/23/2018	04/19/2031
92917C-AE-2	VOYA CLO LTD INGIM_13-1A SENIOR ABS_ABS	..0.	D1.A FE	5,325,836	..98.8630	5,365,910	5,427,603	5,390,510		..4,674			..5.289	..6.327	JAUJ	60,604	52,748	10/06/2022	10/15/2030
92917C-AN-2	ING INVESTMENT MANAGEMENT CLO SUB ABS_AB	..0.	D	4	..2.C FE	14,650,000	..86.4050	12,658,316	14,650,000	14,650,000					..7.029	..7.089	JAUJ	217,396	588,668	09/29/2017	10/15/2030
92917J-AN-7	VOYA CLO LTD VOYA_18-2A MEZZANIN ABS_ABS	..0.	D	4	..2.C FE	6,500,000	..82.7450	5,378,411	6,500,000	6,500,000					..6.829	..6.886	JAUJ	93,711	247,931	05/17/2018	07/15/2031
92920L-AA-5	VOYA CLO LTD VOYA_22-4 SENIOR ABS_ABS_2	..0.	D1.A FE	37,631,170	..99.6900	37,582,949	37,700,000	37,631,130			(40)		..6.342	..6.276	JAUJ	207,349		12/08/2022	10/20/2033
92920L-AC-1	VOYA CLO LTD VOYA_22-4 SENIOR ABS_ABS_2	..0.	D1.C FE	5,000,000	..99.0920	4,954,601	5,000,000	5,000,000					..7.492	..7.325	JAUJ	32,281		10/18/2022	10/20/2033
92920L-AE-7	VOYA CLO LTD VOYA_22-4 ABS_ABS_22-4A 14	..0.	D1.F FE	1,000,000	..99.6560	996,564	1,000,000	1,000,000					..8.242	..4.058	JAUJ	3,589		10/18/2022	10/20/2033
96466C-AQ-1	WHITEBOX CLO WBOX_20-2A ABS_ABS_2R 144A	..0.	D1.C FE	1,500,000	..96.6700	1,450,043	1,500,000	1,500,000					..6.507	..6.560	JAUJ	18,132	41,201	10/28/2021	10/24/2034
979888-AW-4	WOODMONT TRUST WDMNT_18-4R ABS_ABS_18-4	..0.	C1.F FE	5,000,000	..90.5060	4,525,316	5,000,000	5,000,000					..6.813	..6.868	JAUJ	69,078	118,918	02/18/2022	04/20/2034
98625L-AC-6	YCLO_18-1A SENIOR ABS_ABS_18-1A 144A	..0.	D1.C FE	15,081,500	..95.9600	14,873,791	15,500,000	15,088,138		..6,638			..6.075	..6.773	JAUJ	180,465		11/22/2022	10/22/2031
98625T-AJ-4	GENERATE CLO LTD GNRT_2 ABS_ABS_2R 144A	..0.	D1.A FE	4,912,500	..98.7680	4,938,397	5,000,000	4,916,690		..4,190			..5.475	..6.302	JAUJ	53,985		11/15/2022	01/22/2031
98625T-AN-5	SENECA RESOURCES LLC ABS_ABS_2R 144A	..0.	D1.F FE	3,098,306	..94.4280	3,158,610	3,345,000	3,108,911		..10,605			..6.175	..8.294	JAUJ	40,734	40,256	10/11/2022	01/22/2031
BANOLK-TW-3	FINANCIAL CREDIT INVESTMENT II ABS_ABS	..0.	C	4	..1.D Z	41,766,799	..84.6870	35,371,076	41,766,799	41,766,799					..8.750	..8.910	MON	10,152	210,568	12/31/2017	12/31/2057
G1981*-AA-2	CAYMAN UNIVERSE HOLDINGS LLC SENIOR ABS	..0.	D1.D PL	65,360,014	..97.5870	60,619,316	66,187,413	65,410,776			25,029		..3.800	..3.939	MJSD	6,986	4,079,757	01/31/2022	09/30/2045
1049999999. Subtotal - Bonds - Industrial and Miscellaneous (Unaffiliated) - Other Loan-Backed and Structured Securities						8,243,491,517	XXX	7,648,657,409	8,227,196,736	8,236,269,691	31,223	(3,638,403)	1,706,590		XXX	XXX	XXX	84,023,969	255,656,314	XXX	XXX
1109999999. Total - Industrial and Miscellaneous (Unaffiliated) Bonds						37,624,414,685	XXX	33,197,990,385	37,222,748,187	37,456,615,259	387,023	(138,973,867)	18,387,008	(10,908,845)	XXX	XXX	XXX	347,522,818	1,398,406,824	XXX	XXX
037389-AK-9	AON CORP CAPSEC CORP_BND	..0.2.C FE	5,777,026	102.3040	5,115,190	5,000,000	5,645,796					..8.205	..6.685	JJ	205,125	410,250	07/02/2009	01/01/2027
05463H-AC-5	AXIS SPECIALTY FINANCE LLC JRSUB CORP_BN	..0.	..	2	..2.B FE	52,133	..81.0120	40,506	50,000	51,893			(225)		..4.900	..4.271	JJ	1,130	2,450	12/02/2021	01/15/2040
064058-AL-4	BANK OF NEW YORK MELLOW/THE CAPSEC CORP	..0.	..	2	..2.A FE	5,473,582	..80.5000	4,427,500	5,500,000	5,473,582			(31)		..3.750	..3.768	MJSD	6,302	224,583	12/22/2021	12/31/2049
118230-AS-0	BUCKEYE PARTNERS LP JRSUB CORP_BND	..0.	..	2	..4.B FE	4,380,000	..84.7500	5,085,000	6,000,000	4,384,202		..1,197			..6.375	..6.754	JJ	168,938	382,500	07/01/2019	01/22/2078
172967-HQ-7	CITIGROUP INC CAPSEC CORP_BND	..0.	..	2	..3.A FE	5,600,000	..94.5000	5,292,000	5,600,000	5,600,000					..6.300	..6.296	MN	45,080	352,800	04/23/2014	12/31/2049
172967-NB-3	CITIGROUP INC CAPSEC CORP_BND	..0.	..	2	..3.A FE	3,000,000	..82.0000	2,460,000	3,000,000	3,000,000					..4.150	..4.150	FIAN	15,908	130,725	10/20/2021	12/31/2049
26441C-BP-9	DUKE ENERGY CORP JRSUB CORP_BND	..0.	..	2	..2.C FE	12,002,760	..73.5000	8,820,000	12,000,000	12,001,994			(491)		..3.250	..3.246	JJ	179,833	310,917	10/14/2021	01/15/2082
29360A-AA-8	ENSTAR FINANCE LLC JRSUB CORP_BND	..0.	..	2	..3.A FE	1,000,000	..90.0000	900,000	1,000,000	1,000,000					..5.750	..5.750	MS	19,167	57,500	12/31/2021	09/01/2040
309580-AA-9	FARMERS EXCHANGE CAPITAL III SUB CORP_BN	..0.	..	2	..2.A FE	6,435,990	..88.2280	4,834,916	5,480,000	6,369,965			(61,063)		..5.454	..3.707	AO	69,738	298,879	11/24/2021	10/15/2054
38143V-AA-7	GOLDMAN SACHS CAPITAL I CAPSEC CORP_BND	..0.	..	1	..2.C FE	930,795	101.6000	863,600	850,000	903,817			(3,617)		..6.345	..5.553	FA	20,375	53,933	12/02/2021	02/15/2034
48126H-AC-4	JPMORGANCHASE&CO CAPSEC CORP_BND	..0.	..	2	..2.B FE	1,902,500	..97.3750	1,947,500	2,000,000	1,902,500					..6.100	..6.413	AO	30,500	122,000	02/11/2016	12/31/2049
744320-AN-2	PRUDENTIAL FINANCIAL INC JRSUB CORP_BND	..0.	..	2	..2.B FE	52,093	..95.1990	47,600	50,000	51,129			(903)		..5.200	..3.274	MS	766	2,600	12/02/2021	03/15/2044
929089-AF-7	VOYA FINANCIAL INC JRSUB CORP_BND	..0.	..	2	..2.C FE	51,594	..76.9140	38,457	50,000	51,345			(234)		..4.700	..4.106	JJ	1,031	2,350	12/02/2021	01/23/2048
949746-RG-8	WELLS FARGO & COMPANY CAPSEC CORP_BND	..0.	..	2	..2.B FE	1,920,000	..91.5000	1,830,000	2,000,000	1,920,000					..5.900	..6.146	JD	5,244	118,000	02/11/2016	12/31/2049
976657-AH-9	WEC ENERGY GROUP INC JRSUB CORP_BND	..0.	..	1	..2.B FE	10,145,300	..82.9960	8,316,159	10,020,000	10,020,000					..6.719	..5.997	FIAN	87,891	341,203	07/18/2011	05/15/2067
064159-BN-9	BANK OF NOVA SCOTIA CAPSEC CORP_BND	..0.	A	2	..2.C FE	11,877,600	..72.7570	8,730,792	12,000,000	11,878,477			..640		..3.625	..3.684	JAUJ	77,333	459,167	10/14/2021	10/27/2081

ANNUAL STATEMENT FOR THE YEAR 2022 OF THE AMERICAN EQUITY INVESTMENT LIFE INSURANCE COMPANY

SCHEDULE D - PART 1

Showing All Long-Term BONDS Owned December 31 of Current Year

1	2	Codes			6	7	Fair Value		10	11	Change in Book/Adjusted Carrying Value				Interest				Dates			
		3	4	5			8	9			12	13	14	15	16	17	18	19	20	21	22	
CUSIP Identification	Description	C o d e	F o r e i g n	Bond Char	NAIC Designation, NAIC Designation Modifier and SVO Administrative Symbol	Actual Cost			Rate Used to Obtain Fair Value	Fair Value												Par Value
29250N-AW-5	ENBRIDGE INC SUB CORP_BND	..0..	A	2	..2.C FE	995,938	..90.5000	905,000	1,000,000	996,027		8			6.250	6.276	MS		20,833	62,500	07/29/2020	03/01/2078
89356B-AC-2	TRANSCANADA TRUST SUB CORP_BND	..0..	A	2	..2.C FE	1,512,938	..83.9040	1,258,554	1,500,000	1,508,767		(1,824)			5.300	5.144	MS		23,408	79,500	07/29/2020	03/15/2077
89356B-AE-8	TRANSCANADA TRUST JRSUB CORP_BND	..0..	A	2	..2.C FE	1,000,000	..86.1250	861,250	1,000,000	1,000,000					5.500	5.500	MS		16,194	55,000	09/10/2019	09/15/2079
654579-AK-7	NIPPON LIFE INSURANCE CO SUB CORP_BND 14	..0..	D	2	..1.G FE	16,699,100	..80.3930	13,666,742	17,000,000	16,706,994		6,519			2.900	2.990	MS		143,792	493,000	10/18/2021	09/16/2051
87089N-AA-8	SWISS RE FINANCE LUXEMBOURG SUB CORP_BN	..0..	D	2	..1.F FE	33,351,310	..90.6500	27,195,000	30,000,000	32,653,854		(377,108)			5.000	3.410	AO		370,833	1,500,000	10/21/2021	04/02/2049
1219999999 Subtotal - Bonds - Hybrid Securities - Issuer Obligations						124,160,659	XXX	102,635,766	121,100,000	123,120,342		(437,132)			XXX	XXX	XXX		1,509,421	5,459,857	XXX	XXX
1309999999 Total - Hybrid Securities						124,160,659	XXX	102,635,766	121,100,000	123,120,342		(437,132)			XXX	XXX	XXX		1,509,421	5,459,857	XXX	XXX
1509999999 Total - Parent, Subsidiaries and Affiliates Bonds							XXX								XXX	XXX	XXX				XXX	XXX
04327#-YY-4	ASCENTUM EQUIPMENT RECEIVABLE TERM_LOAN	..0..		4	..2.B Z	268,730	..95.7010	257,178	268,730	268,730					3.513	3.511	MON		802	67,540	02/13/2020	03/20/2029
04327#-ZZ-0	ASCENTUM EQUIPMENT RECEIVABLE TERM_LOAN	..0..		4	..1.F Z	5,912,060	..96.9790	5,733,470	5,912,060	5,912,060					2.963	2.975	MON		14,874	180,102	02/13/2020	03/20/2029
35632U-AD-7	DONLEN OPCO TERM_LOAN	..0..			..2.C FE	21,725,414	..99.7310	21,667,037	21,725,414	21,725,414					7.980	7.980	MJSD		9,215	973,594	03/30/2022	03/30/2028
46500Q-AA-8	ISQ GLOBAL INFRASTRUCTURE CRED SENIOR RE	..0..			..2.C PL	175,793,603	100.0000	175,793,603	175,793,603	175,793,603					2.000	1.989	NOV		566,446	1,831,744	11/23/2022	09/30/2029
46500Q-AB-6	ISQ GLOBAL INFRASTRUCTURE CRED SENIOR RE	..0..			..3.B PL	16,452,941	100.0000	16,452,941	16,452,941	16,452,941					3.000	2.975	NOV		78,151	117,908	11/23/2022	09/30/2029
59*666-WB-3	LORDCAP GREEN TRUST TERM_LOAN	..0..			..1.C	461,111	..80.1510	369,587	461,111	461,111					2.235	2.219	JUN		2,470		06/22/2022	08/30/2039
59*666-YY-9	LORDCAP GREEN TRUST TERM_LOAN	..0..			..1.F FE	516,695	..92.6940	478,946	516,695	516,695					5.660	5.577	AUG		3,657		07/27/2022	08/30/2042
61034#-AA-6	MONROE CAPITAL PRIVATE CREDIT SECURED RE	..0..			..2.B PL	248,000,000	100.0000	248,000,000	248,000,000	248,000,000					7.267	7.333	FIAN		1,601,232	5,803,608	10/27/2022	01/14/2031
61034#-AB-4	MONROE CAPITAL PRIVATE CREDIT SUB REVOLV	..0..			..3.B PL	52,000,000	100.0000	52,000,000	52,000,000	52,000,000					8.267	8.352	FIAN		389,187	1,460,455	10/27/2022	01/14/2031
73050Q-A*-9	POINSETTIA FINANCE LTD SECURED TERM_LOAN	..0..			..3.C	16,681,886	..89.3950	15,013,051	16,794,118	16,722,271		1,441			7.856	7.954	FIAN		172,251	752,780	08/01/2018	05/15/2028
86277#-AA-3	STRATEGIC PARTNERS FUND VIII L SECURED T	..0..		4	..1.F PL	45,500,000	100.9010	45,910,145	45,500,000	45,500,000					4.147	4.183	MON		17,500	2,061,392	01/11/2021	03/10/2025
BMS0V0-YD-1	ASP SUMMA 1 LLC TERM_LOAN	..0..			..2.A FE	94,631,033	100.0000	94,631,033	94,631,033	94,631,033					3.203	3.203	MJSD		713,553	4,712,883	03/08/2022	03/15/2023
BMS0V0-YG-4	ASP SUMMA 2 LLC TERM_LOAN	..0..			..2.A FE	94,776,049	100.0000	94,776,049	94,776,049	94,776,049					3.203	3.203	MJSD		754,756	4,461,889	03/08/2022	03/15/2023
BMS0V0-YK-5	ASP SUMMA 3 LLC TERM_LOAN	..0..			..2.A FE	104,919,601	100.0000	104,919,601	104,919,601	104,919,601					3.203	3.203	MJSD		820,979	4,734,638	03/08/2022	03/15/2023
BMS0V0-YY-5	ASP SUMMA 4 LLC TERM_LOAN	..0..			..2.A FE	82,976,149	100.0000	82,976,149	82,976,149	82,976,149					3.203	3.203	MJSD		641,071	3,498,397	03/08/2022	03/15/2023
BAND05-66-5	ARPAD SOLAR BORROWER LLC SECURED TERM_LO	..0..			..2.B Z	11,677,455	..96.8390	11,308,276	11,677,455	11,677,455					5.250	5.250	JAJO		129,404	603,580	09/08/2016	07/15/2034
BAND0L-05-0	ALPHASOURCE TERM_LOAN	..0..			..1.D Z	3,727,466	..32.5000	2,994,134	9,212,719	3,727,466		167,700	5,627,272		6.625	148.589	MJSD		347,396	466,199	03/14/2018	11/17/2023
BAND0M-GH-5	SPRING RENEVABLES HOLDCO LLC SECURED TER	..0..			..2.B Z	9,982,000	..95.4090	9,540,921	10,000,000	9,984,992		(2,378)			4.700	4.741	JAJO		80,944	352,500	05/09/2018	12/31/2037
BAN118-OF-8	LASER EYE CARE OF CALIFORNIA L TERM_LOAN	..0..			..4.B Z	4,875,500	..96.0000	4,704,000	4,900,000	4,883,171		3,751			5.862	5.961	MON		2,968	416,771	11/20/2020	11/12/2026
BAN11G-BE-5	X-CHEM INC TERM_LOAN	..0..			..4.B Z	13,031,550	..95.3800	12,618,774	13,230,000	13,081,440		25,039			5.750	6.013	JD		218,485	1,016,122	12/11/2020	12/11/2027
BENGLK-ZT-0	ASF CLIPPERS LP TERM_LOAN	..0..			..1.G Z	13,000,000	100.0000	13,000,000	13,000,000	13,000,000					6.500	6.545	MJSD		164,306	452,833	10/01/2020	06/03/2026
BENJLK-QW-7	ASP SUMMA 5 LLC TERM_LOAN	..0..			..2.A Z	14,761,524	100.0000	14,761,524	14,761,524	14,761,524					5.300	5.300	MJSD		121,776	481,285	03/08/2022	03/15/2023
BENJLK-QX-5	ASP SUMMA 6 LLC TERM_LOAN	..0..			..2.A Z	16,292,866	100.0000	16,292,866	16,292,866	16,292,866					5.300	5.300	MJSD		134,479	573,745	03/08/2022	03/15/2023
BENJLK-QY-3	ASP SUMMA 7 LLC TERM_LOAN	..0..			..2.A Z	14,951,246	100.0000	14,951,246	14,951,246	14,951,246					5.300	5.300	MJSD		123,032	529,987	03/01/2022	03/15/2023
BENJLK-QZ-0	ASP SUMMA 8 LLC TERM_LOAN	..0..			..2.A Z	14,858,440	100.0000	14,858,440	14,858,440	14,858,440					5.300	5.300	MJSD		128,802	519,182	03/08/2022	03/15/2023
BMS125-5P-5	RFS ASSET SECURITIZATION III SECURED REV	..0..			..1.F FE	4,296,634	..99.0000	4,253,668	4,296,634	4,296,634					7.278	7.388	MON		28,208	77,163	10/13/2022	03/30/2029
BMS125-6X-7	RFS ASSET SECURITIZATION III SUB REVOLVE	..0..			..2.B FE	447,566	..99.5000	445,328	447,566	447,566					9.578	9.769	MON		3,825	10,966	10/13/2022	03/30/2029
BMS163-83-2	PERIMETER MASTER NOTE BUSINESS SECURED T	..0..			..1.D FE	7,500,000	..91.6100	6,870,750	7,500,000	7,500,000					4.710	4.710	MON		36,503	101,265	10/12/2022	11/15/2027
BMS163-85-7	PERIMETER MASTER NOTE BUSINESS SUB TERM	..0..			..1.G FE	2,500,062	..90.5500	2,263,806	2,500,062	2,500,062					5.350	5.350	MON		20,509	38,343	10/12/2022	11/15/2027
P3769#-AA-2	FIDEI/COMISO UNION VIAL RIO PAM SECURED T	..0..			..3.B	12,390,860	..96.3730	11,941,457	12,390,860	12,390,860					6.804	6.898	MON		22,255	481,834	10/28/2022	04/16/2028
P3769#-AB-0	FIDEI/COMISO UNION VIAL RIO PAM SECURED T	..0..			..3.B	38,686	..87.8240	33,975	38,686	38,686					1.802	1.802	MON		79	3,639	05/27/2022	09/25/2029
PPFBFE-QX-2	BR ADVISORY & INVESTMENTS LLC SECURED TE	..0..			..2.B FE	24,934,375	100.0000	24,687,500	24,983,400	24,883,400		(51,335)			4.500	4.166	MJSD		466,816	1,510,239	04/18/2022	06/23/2025
BL3578-85-5	ADANI HYBRID ENERGY JAISALMER SECURED TE	..0..	D		..3.A FE	372,342	..99.9100	373,546	373,883	372,806		431			7.922	8.065	MON		6,190	101	05/17/2022	03/05/2025
BL3605-92-2	ADANI HYBRID ENERGY JAISALMER SECURED TE	..0..	D		..3.A FE	372,342	..99.9100	373,546	373,883	372,806		431			7.922	8.065	MON		6,190		05/17/2022	03/05/2025
BL3605-93-0	ADANI HYBRID ENERGY JAISALMER SECURED TE	..0..	D		..3.A FE	616,300	..99.9100	617,784	618,341	616,952		607			2.758	2.863	MON		7,534		08/12/2022	03/05/2025
BL3605-94-8	ADANI HYBRID ENERGY JAISALMER SECURED TE	..0..	D		..3.A FE	615,556	..99.9100	616,169	616,724	615,909		327			7.922	7.988	MON		5,495		08/12/2022	03/05/2025
BL3605-96-3	ADANI HYBRID ENERGY JAISALMER SECURED TE	..0..	D		..3.A FE	2,240,427	..99.9100	2,243,029	2,245,049	2,241,820		1,293			7.922	7.994	MON		17,164	46,717	09/07/2022	03/05/2025

ANNUAL STATEMENT FOR THE YEAR 2022 OF THE AMERICAN EQUITY INVESTMENT LIFE INSURANCE COMPANY

SCHEDULE D - PART 1

Showing All Long-Term BONDS Owned December 31 of Current Year

1	2	Codes			6	7	Fair Value		10	11	Change in Book/Adjusted Carrying Value				Interest					Dates	
		3	4	5			8	9			12	13	14	15	16	17	18	19	20	21	22
CUSIP Identification	Description	C o d e	F o r e i g n	Bond Char	NAIC Designation, NAIC Designation Modifier and SVO Administrative Symbol	Actual Cost	Rate Used to Obtain Fair Value	Fair Value	Par Value	Book/ Adjusted Carrying Value	Unrealized Valuation Increase/ (Decrease)	Current Year's (Amor-tization) Accretion	Current Year's Other-Than-Temporary Impairment Recognized	Total Foreign Exchange Change in Book/ Adjusted Carrying Value	Rate of	Effective Rate of	When Paid	Admitted Amount Due and Accrued	Amount Received During Year	Acquired	Stated Contractual Maturity Date
BRWG05-43-0	MATISSE 403 LP TERM LOAN	C.....			... 1.G Z ..	11,061,757	100.0000	11,061,757	11,061,757	11,061,757					9.015	8.749	MJSD	254,815	771,247	07/09/2021 ...	11/12/2025 ...
PPEB56-CC-2	BROOKFIELD RENEWABLE UK HYDRO SECURED TE0..	B.....		... 2.A FE ..	21,357,164	97.1700	18,701,727	19,246,400	19,005,186		42,449		(2,393,856)	3.405	3.655	JJ	396,913	453,919	11/09/2021 ...	09/15/2028 ...
PPFP5Z-00-3	SVF I I FINCO CAYMAN LP SECURED TERM_LO0..	D.....		... 1.F FE ..	39,449,024	99.3600	39,196,550	39,449,024	39,449,024					5.000	4.998	JD	49,311	1,096,163	06/06/2022 ...	12/18/2023 ...
PPFY4U-5T-0	ORCHARDFUNDING LIMITED SECURED TERM LOAN0..	B.....		... 1.G FE ..	5,283,822	99.2500	5,296,228	5,336,250	5,297,032		802		12,408	6.250	6.441	JD	926	198,257	12/14/2022 ...	05/31/2027 ...
R6237#-AA-7	NORSPAN LNG IV AS SECURED TERM LOAN		D.....		... 2.C PL ..	37,520,173	94.7500	35,550,365	37,520,173	37,520,173					5.299	5.298	MN	176,728	2,015,808	05/31/2018 ...	12/17/2032 ...
1829999999. Subtotal - Bonds - Unaffiliated Bank Loans - Acquired						1,248,770,409	XXX	1,238,536,156	1,252,314,546	1,246,484,570		190,558	5,627,272	(2,381,448)	XXX	XXX	XXX	8,737,197	42,874,795	XXX	XXX
1909999999. Subtotal - Bonds - Unaffiliated Bank Loans						1,248,770,409	XXX	1,238,536,156	1,252,314,546	1,246,484,570		190,558	5,627,272	(2,381,448)	XXX	XXX	XXX	8,737,197	42,874,795	XXX	XXX
2419999999. Total - Issuer Obligations						29,662,866,946	XXX	25,719,331,421	29,212,148,242	29,579,722,455	538,280	(118,217,260)	11,825,132	(6,838,765)	XXX	XXX	XXX	305,995,355	1,164,634,819	XXX	XXX
2429999999. Total - Residential Mortgage-Backed Securities						1,409,525,929	XXX	1,345,640,418	1,554,807,548	1,387,255,516	(182,480)	(6,728,818)	2,976,704		XXX	XXX	XXX	4,988,082	55,285,212	XXX	XXX
2439999999. Total - Commercial Mortgage-Backed Securities						3,963,837,745	XXX	3,532,019,413	3,887,089,869	3,919,280,652		(12,586,018)	1,878,582	(4,070,080)	XXX	XXX	XXX	12,535,216	146,107,276	XXX	XXX
2449999999. Total - Other Loan-Backed and Structured Securities						8,281,125,739	XXX	7,675,956,899	8,266,031,736	8,273,929,694	31,223	(3,610,734)	1,706,590		XXX	XXX	XXX	84,221,563	256,793,165	XXX	XXX
2459999999. Total - SVO Identified Funds							XXX								XXX	XXX	XXX			XXX	XXX
2469999999. Total - Affiliated Bank Loans							XXX								XXX	XXX	XXX			XXX	XXX
2479999999. Total - Unaffiliated Bank Loans						1,248,770,409	XXX	1,238,536,156	1,252,314,546	1,246,484,570		190,558	5,627,272	(2,381,448)	XXX	XXX	XXX	8,737,197	42,874,795	XXX	XXX
2489999999. Total - Unaffiliated Certificates of Deposit							XXX								XXX	XXX	XXX			XXX	XXX
2509999999 - Total Bonds						44,566,126,768	XXX	39,511,484,307	44,172,391,941	44,406,672,887	387,023	(140,952,272)	24,014,280	(13,290,293)	XXX	XXX	XXX	416,477,413	1,665,695,267	XXX	XXX

1. Line Book/Adjusted Carrying Value by NAIC Designation Category Footnote:
Number
1A 1A ...\$ 7,545,660,341 1B ..\$ 1,159,736,001 1C ..\$ 2,334,239,542 1D ..\$ 2,148,051,353 1E ..\$ 2,383,446,077 1F ..\$ 5,642,531,279 1G ..\$ 4,688,037,356
1B 2A ...\$ 5,904,215,954 2B ..\$ 7,048,197,177 2C ..\$ 4,575,715,326
1C 3A ...\$ 187,228,457 3B ..\$ 214,959,760 3C ..\$ 356,246,178
1D 4A ...\$ 60,565,081 4B ..\$ 44,854,801 4C ..\$ 43,453,453
1E 5A ...\$ 57,707,916 5B ..\$ 1,781,368 5C ..\$
1F 6\$ 10,045,467

SCHEDULE D - PART 2 - SECTION 1

[illegible]

E11

ANNUAL STATEMENT FOR THE YEAR 2022 OF THE AMERICAN EQUITY INVESTMENT LIFE INSURANCE COMPANY

SCHEDULE D - PART 2 - SECTION 2

Showing All COMMON STOCKS Owned December 31 of Current Year

1	2	Codes		5	6	Fair Value		9	Dividends			Change in Book/Adjusted Carrying Value				17	18 NAIC Design- nation, NAIC Design- ation Modifier and SVO Admini- strative Symbol
		3	4			7	8		10	11	12	13	14	15	16		
CUSIP Identi- fication	Description	Code	For- eign	Number of Shares	Book/ Adjusted Carrying Value	Rate Per Share Used to Obtain Fair Value	Fair Value	Actual Cost	Declared but Unpaid	Amount Received During Year	Nonadmitted Declared But Unpaid	Unrealized Valuation Increase/ (Decrease)	Current Year's Other-Than- Temporary Impairment Recognized	Total Change in Book/Adjusted Carrying Value (13 - 14)	Total Foreign Exchange Change in Book/Adjusted Carrying Value	Date Acquired	
25271C-20-1 ...	DIAMOND OFFSHORE DRILLING INC			736,581.000	7,660,442	10.400	7,660,442	1,890,000				1,311,114		1,311,114		04/27/2021 ..	
66610J-20-9 ...	NOBLE FINANCE CO		D	11,722.000	330,560	28.200	330,560	11,722				39,855		39,855		03/02/2021 ..	
69460G-10-1 ...	VALARIS LTD # BMG9460G1015		D	87,258.000	5,900,386	67.620	5,900,386	2,068,015				2,759,971		2,759,971		05/05/2021 ..	
5019999999. Subtotal - Common Stock - Industrial and Miscellaneous (Unaffiliated) Publicly Traded					13,891,388	XXX	13,891,388	3,969,737				4,110,940		4,110,940		XXX	XXX
BMS0W6-87-9 ...	FEDERAL HOME LOAN BANK OF DES			10,000,000.000	10,000,000	1.000	10,000,000	10,000,000		213,699						01/13/2022 ..	
BMS11L-17-5 ...	FEDERAL HOME LOAN BANK OF DES			12,000,000.000	12,000,000	1.000	12,000,000	12,000,000								12/22/2022 ..	
5029999999. Subtotal - Common Stock - Industrial and Miscellaneous (Unaffiliated) Other					22,000,000	XXX	22,000,000	22,000,000		213,699						XXX	XXX
5109999999. Total - Common Stock - Industrial and Miscellaneous (Unaffiliated)					35,891,388	XXX	35,891,388	25,969,737		213,699		4,110,940		4,110,940		XXX	XXX
5409999999. Total - Common Stocks - Mutual Funds						XXX										XXX	XXX
5609999999. Total - Common Stocks - Unit Investment Trusts						XXX										XXX	XXX
5809999999. Total - Common Stocks - Closed-End Funds						XXX										XXX	XXX
025678-10-9 ...	American Equity Inv Life Ins Company of New York			2,000,000.000	45,595,125	22.798	45,595,125	30,000,000				1,986,393		1,986,393		04/02/2001 ..	
025678-11-7 ...	American Equity Inv Life Ins Co of Vermont			5,000.000	89,945,743	17,989.149	89,945,743	109,000,000				(17,947,177)		(17,947,177)		12/07/2021 ..	
26968*-10-5 ...	Eagle Life Insurance Company			2,500,000.000	317,198,900	126.880	317,198,900	283,275,094				(27,042,869)		(27,042,869)		12/31/2021 ..	
5929999999. Subtotal - Common Stock - Parent, Subsidiaries and Affiliates Other					452,739,767	XXX	452,739,768	422,275,094				(43,003,653)		(43,003,653)		XXX	XXX
5979999999. Total - Common Stocks - Parent, Subsidiaries and Affiliates					452,739,767	XXX	452,739,768	422,275,094				(43,003,653)		(43,003,653)		XXX	XXX
5989999999 - Total Common Stocks					488,631,155	XXX	488,631,156	448,244,831		213,699		(38,892,713)		(38,892,713)		XXX	XXX
5999999999 - Total Preferred and Common Stocks					524,055,073	XXX	511,517,966	484,085,469		2,035,297		(39,309,433)		(39,309,433)		XXX	XXX

1. Line Book/Adjusted Carrying Value by NAIC Designation Category Footnote:
Number
1A 1A ..\$ 1B ..\$ 1C ..\$ 1D ..\$ 1E ..\$ 1F ..\$ 1G ..\$
1B 2A ..\$ 2B ..\$ 2C ..\$
1C 3A ..\$ 3B ..\$ 3C ..\$
1D 4A ..\$ 4B ..\$ 4C ..\$
1E 5A ..\$ 5B ..\$ 5C ..\$
1F 6\$

ANNUAL STATEMENT FOR THE YEAR 2022 OF THE AMERICAN EQUITY INVESTMENT LIFE INSURANCE COMPANY

SCHEDULE D - PART 3

Showing All Long-Term Bonds and Stocks ACQUIRED During Current Year

1	2	3	4	5	6	7	8	9
CUSIP Identification	Description	Foreign	Date Acquired	Name of Vendor	Number of Shares of Stock	Actual Cost	Par Value	Paid for Accrued Interest and Dividends
03666H-AE-1	ANTARES HOLDINGS LP SENIOR CORP_BND 144A01/21/2022	3RDPARTY 1,980,120 2,000,000
00386S-AB-8	ABU DHABI NATIONAL ENERGY COMP SENIOR CO	D.....	..11/16/2022	3RDPARTY 11,718,506 10,700,000 38,639
168863-DW-5	CHILE REPUBLIC OF SENIOR CORP_BND	D.....	..01/27/2022	3RDPARTY 26,040,245 26,290,000
168863-DY-1	CHILE REPUBLIC OF SENIOR CORP_BND	D.....	..03/02/2022	3RDPARTY 22,422,048 22,440,000
21987B-BD-9	CORPORACION NACIONAL DEL COBRE SENIOR CO	D.....	..03/09/2022	3RDPARTY 1,203,750 1,500,000 7,350
268317-AQ-7	ELECTRICITE DE FRANCE SA SENIOR CORP_BND	D.....	..02/09/2022	3RDPARTY 5,441,850 5,000,000 81,125
68850L-AD-2	THREE GORGES FINANCE I CAYMAN SENIOR CO	D.....	..01/19/2022	3RDPARTY 1,035,794 1,000,000 8,267
M28505-AF-8	DP WORLD LTD UAE SENIOR CORP_BND	D.....	..01/19/2022	3RDPARTY 1,029,319 1,000,000 14,231
Y6421X-BY-3	NTPC LTD SENIOR CORP_BND	D.....	..01/19/2022	3RDPARTY 2,777,063 2,750,000 46,425
0309999999. Subtotal - Bonds - All Other Governments						73,648,695	72,680,000	196,037
13063D-X3-7	CALIFORNIA ST PUB WKS BRD LEAS MUNI_BND09/23/2022	TAXABLE EXCHANGE	4,794,464	4,810,000	10,288
419792-C7-9	HAWAII STATE OF MUNITAX_BND GO02/03/2022	3RDPARTY	9,733,600	10,000,000	91,042
0509999999. Subtotal - Bonds - U.S. States, Territories and Possessions						14,528,064	14,810,000	101,330
49474F-H6-0	KING CNTY WASH MUNITAX_BND GO02/03/2022	3RDPARTY	13,183,671	13,590,000	66,084
602245-UM-2	MILWAUKEE CNTY WIS MUNITAX_BND GO07/01/2022	INTEREST CAPITALIZATION	46,469	46,469
669402-F9-5	NORWICH CONN MUNITAX_BND GO02/11/2022	3RDPARTY	6,845,000	6,845,000
779223-DP-8	ROUND ROCK TEX MUNITAX_BND GO02/03/2022	3RDPARTY	1,250,000	1,250,000
779223-DX-1	ROUND ROCK TEX MUNITAX_BND GO02/03/2022	3RDPARTY	1,750,000	1,750,000
987388-HB-4	YOSEMITE CALIF CNTY COLLEGE D MUNITAX_B01/28/2022	3RDPARTY	8,250,000	8,250,000
0709999999. Subtotal - Bonds - U.S. Political Subdivisions of States, Territories and Possessions						31,325,140	31,731,469	66,084
050589-RK-8	AUBURN UNIVERSITY MUNITAX_BND REV03/18/2022	3RDPARTY	4,192,800	5,000,000	41,332
052405-FY-8	AUSTIN TEX CMNTY COLLEGE DIST MUNITAX_BN02/09/2022	3RDPARTY	2,839,990	3,110,000	1,907
088632-DC-5	BI STATE DEV AGY MO ILL MUNITAX_BND REV02/02/2022	3RDPARTY	2,253,460	2,305,000	23,067
13032U-D9-6	CALIFORNIA HEALTH FACS FING AU SENIOR MU03/30/2022	3RDPARTY	10,790,000	10,790,000
13077D-NK-4	CALIFORNIA STATE UNIVERSITY MUNITAX_BND03/18/2022	3RDPARTY	2,934,234	3,345,000	37,954
13077D-RV-6	CALIFORNIA STATE UNIVERSITY MUNITAX_BND03/23/2022	3RDPARTY	6,902,147	8,210,000	96,517
19648F-VT-8	COLORADO HEALTH FACILITIES AUT MUNI_BND09/08/2022	TAXABLE EXCHANGE	16,804,813	18,826,413
23503C-AN-7	DALLAS FORT WORTH TEX INTL ARP MUNITAX_B04/06/2022	3RDPARTY	8,875,000	8,875,000
254845-TH-3	DISTRICT OF COLUMBIA WATER AND SUB MUNIT02/25/2022	3RDPARTY	13,695,000	13,695,000
3136A8-6Y-1	FNMA_12-105 AGENCY_CMO_12-10512/01/2022	INTEREST CAPITALIZATION	114,106	114,106
3136A8-F9-6	FANNIE MAE FNMA_12-103 SENIOR AGENCY_CMO12/01/2022	INTEREST CAPITALIZATION	233,986	233,986
3136A9-KU-1	FANNIE MAE FNMA_12-114 SENIOR AGENCY_CMO12/01/2022	INTEREST CAPITALIZATION	228,555	228,555
3137AS-Z7-2	FEDERAL HOME LOAN BANKS MORTGA SENIOR AG12/01/2022	INTEREST CAPITALIZATION	49,284	49,284
3137AU-3Z-0	FREDDIE MAC FHLMC_4101 SENIOR AGENCY_CMO12/01/2022	INTEREST CAPITALIZATION	218,934	218,934
3137H7-IUJ-8	FEDERAL HOME LOAN MORTGAGE COR SENIOR AG05/26/2022	3RDPARTY	2,473,898	2,550,000
346609-MA-5	FORSYTH CNTY GA WTR & SEW AUTH MUNITAX_B02/18/2022	3RDPARTY	3,500,000	3,500,000
353187-EK-9	FRANKLIN CNTY OHIO MUNITAX_BND REV03/10/2022	3RDPARTY	7,244,640	8,000,000	99,957
416498-EX-7	HARTFORD CNTY CONN MET DIST MUNITAX_BND02/01/2022	3RDPARTY	4,692,048	4,800,000	35,424
544445-A2-5	LOS ANGELES DEPARTMENT OF AIRP SUB MUNIT02/03/2022	3RDPARTY	2,500,000	2,500,000
54627R-AP-5	LOUISIANA LOCAL GOVERNMENT ENV MUNITAX_B05/12/2022	3RDPARTY	41,240,000	41,240,000
54660D-AS-8	LOUISVILLE/JEFFERSON CNTY KY M MUNITAX_B03/25/2022	3RDPARTY	18,312,503	18,065,000
576051-ZT-6	MASSACHUSETTS ST WTR RES AUTH MUNITAX_BN03/18/2022	3RDPARTY	10,790,104	11,560,000	46,231
592643-EH-9	METROPOLITAN WASHINGTON AIRPOR SENIOR MU01/21/2022	3RDPARTY	14,895,000	14,895,000
63968A-7K-5	NEBRASKA PUBLIC POWER DISTRICT MUNI_BND12/01/2022	TAX FREE EXCHANGE	199,648	200,000	2,813
63968A-7V-1	NEBRASKA PUBLIC POWER DISTRICT MUNI_BND12/01/2022	TAX FREE EXCHANGE	48,979	50,000	703
64972E-D6-3	NEW YORK N Y CITY HSG DEV CORP MUNITAX_B03/14/2022	3RDPARTY	8,703,287	9,975,000	111,642
64990F-G2-4	DORMITORY AUTHORITY OF STATE O SENIOR MU01/01/2022	TAX FREE EXCHANGE	(99,733)	(100,000)	(567)
64990F-H2-3	DORMITORY AUTHORITY OF STATE O SENIOR MU01/01/2022	TAX FREE EXCHANGE	(5,884,269)	(5,900,000)	(33,433)
64990F-XE-9	DORMITORY AUTHORITY OF STATE O MUNITAX_B01/28/2022	3RDPARTY	3,091,020	3,000,000	44,128
650009-S6-1	NEW YORK ST TIVY AUTH MUNITAX_BND REV03/18/2022	3RDPARTY	1,463,126	1,515,000	11,931
66285W-E5-1	NORTH TEXAS TOLLWAY AUTHORITY SENIOR MUN01/28/2022	3RDPARTY	4,737,575	4,835,000	12,132
67760H-NH-0	OHIO ST TPK COMMN SENIOR MUNITAX_BND REV02/07/2022	3RDPARTY	5,088,824	5,200,000	80,326
882830-AP-7	TEXAS TRANSPORTATION COMMISSIO MUNITAX_B02/18/2022	3RDPARTY	10,204,585	11,145,000	112,628
914126-XY-6	UNIVERSITY OF CALIFORNIA SENIOR MUNITAX03/15/2022	3RDPARTY	4,170,391	4,060,000	56,838
914440-UW-0	UNIVERSITY OF MASSACHUSETTS BL SENIOR MU03/16/2022	3RDPARTY	10,000,000	10,000,000
0909999999. Subtotal - Bonds - U.S. Special Revenues						217,503,935	226,091,278	781,530

ANNUAL STATEMENT FOR THE YEAR 2022 OF THE AMERICAN EQUITY INVESTMENT LIFE INSURANCE COMPANY

SCHEDULE D - PART 3

Showing All Long-Term Bonds and Stocks ACQUIRED During Current Year

1	2	3	4	5	6	7	8	9
CUSIP Identification	Description	Foreign	Date Acquired	Name of Vendor	Number of Shares of Stock	Actual Cost	Par Value	Paid for Accrued Interest and Dividends
75524K-PT-5	CITIZENS BANK NA SENIOR CORP_BND		10/20/2022	3RDPARTY		20,000,000	20,000,000	
00206R-HJ-4	AT&T INC SENIOR CORP_BND		10/07/2022	3RDPARTY		4,685,000	5,000,000	24,771
00287Y-CZ-0	ABBVIE INC SENIOR CORP_BND		03/24/2022	3RDPARTY		8,439,440	8,000,000	181,917
00914A-AS-1	AIR LEASE CORPORATION SENIOR CORP_BND		03/09/2022	3RDPARTY		1,344,495	1,500,000	7,068
015271-AU-3	ALEXANDRIA REAL ESTATE EQUITIE SENIOR CO		10/12/2022	3RDPARTY		7,975,890	8,500,000	137,676
015271-AY-5	ALEXANDRIA REAL ESTATE EQUITIE SENIOR CO		02/02/2022	3RDPARTY		7,287,778	7,310,000	
01748R-AL-9	ALLEGRO CLO I LTD ALLEG_17-1A SENIOR ABS		11/09/2022	3RDPARTY		3,991,343	4,078,000	14,343
023135-CB-0	AMAZON.COM INC SENIOR CORP_BND		01/07/2022	3RDPARTY		15,479,850	15,000,000	76,208
023135-CJ-3	AMAZON.COM INC SENIOR CORP_BND		04/11/2022	3RDPARTY		15,148,414	15,212,000	
023135-CK-0	AMAZON.COM INC SENIOR CORP_BND		04/11/2022	3RDPARTY		15,140,808	15,212,000	
025816-DB-2	AMERICAN EXPRESS COMPANY SENIOR CORP_BND		10/31/2022	3RDPARTY		9,263,326	9,270,000	
02772A-AA-7	AMERICAN NATIONAL GROUP INC SENIOR CORP		07/07/2022	3RDPARTY		6,504,272	6,600,000	8,953
03027X-AY-6	AMERICAN TOWER CORPORATION SENIOR CORP_B		03/14/2022	3RDPARTY		1,700,820	2,000,000	31,039
03027X-BA-7	AMERICAN TOWER CORPORATION SENIOR CORP_B		03/28/2022	3RDPARTY		3,680,800	4,000,000	24,167
03027X-BD-1	AMERICAN TOWER CORPORATION SENIOR CORP_B		01/27/2022	3RDPARTY		9,063,100	10,000,000	39,611
03027X-BK-5	AMERICAN TOWER CORPORATION SENIOR CORP_B		05/10/2022	3RDPARTY		12,247,631	14,275,000	29,269
03066L-AG-3	AMERICREDIT AUTOMOBILE RECEIVA SUB ABS_A		12/15/2022	3RDPARTY		9,863,955	9,881,712	1,101
03076C-AL-0	AMERIPRISE FINANCIAL INC SENIOR CORP_BND		05/10/2022	3RDPARTY		1,205,711	1,206,000	
031162-CD-0	AMGEN INC SENIOR CORP_BND		01/07/2022	3RDPARTY		12,040,200	10,000,000	32,955
031162-CS-7	AMGEN INC SENIOR CORP_BND		02/10/2022	3RDPARTY		17,806,403	19,230,000	311,887
031162-DC-1	AMGEN INC SENIOR CORP_BND		02/15/2022	3RDPARTY		24,201,298	26,864,000	164,137
031162-DG-2	AMGEN INC SENIOR CORP_BND		03/02/2022	3RDPARTY		10,005,384	10,035,000	1,467
03465V-AA-1	ANGEL OAK MORTGAGE TRUST AQMT WHOLE_CMO		09/21/2022	3RDPARTY		9,296,410	9,776,464	31,529
035240-AP-5	ANHEUSER-BUSCH INBEV WORLDWIDE SENIOR CO		03/14/2022	3RDPARTY		10,211,600	10,000,000	199,236
035240-AR-1	ANHEUSER-BUSCH INBEV WORLDWIDE SENIOR CO		12/27/2022	3RDPARTY		1,008,195	1,000,000	20,961
03665A-AQ-0	ANTARES CLO ANTR_17-2A ABS_ABS_17-2R 14		11/29/2022	3RDPARTY		868,426	1,000,000	8,881
03740L-AE-2	AON CORP SENIOR CORP_BND		02/23/2022	3RDPARTY		9,631,931	9,780,000	
03767C-AB-6	APIDOS CLO XXVIII APID-17_28A ABS_ABS_1		12/08/2022	3RDPARTY		2,901,000	3,000,000	23,817
03768U-AA-7	APIDOS CLO APID_21-35A ABS_ABS_21-35A 1		12/15/2022	3RDPARTY		3,658,292	3,760,000	33,167
03770G-AE-6	APIDOS CLO APID_22-42A ABS_ABS_42 144A		11/29/2022	3RDPARTY		2,500,000	2,500,000	
037833-DZ-0	APPLE INC SENIOR CORP_BND		05/11/2022	3RDPARTY		16,135,420	19,250,000	185,517
038222-AG-0	APPLIED MATERIALS INC SENIOR CORP_BND		11/16/2022	3RDPARTY		27,279,710	25,000,000	617,500
039483-BH-4	ARCHER DANIELS MIDLAND CO SENIOR CORP_BN		05/13/2022	3RDPARTY		1,016,664	1,100,000	3,804
039936-AA-7	ARES FINANCE CO IV LLC SENIOR CORP_BND 1		01/13/2022	3RDPARTY		3,152,524	3,224,000	
04010L-BB-8	ARES CAPITAL CORPORATION SENIOR CORP_BND		03/28/2022	VARIOUS		6,711,700	7,000,000	25,556
04016G-BB-3	ARES CLO LTD ARES_16-40A SENIOR ABS_ABS		11/01/2022	3RDPARTY		12,521,249	12,764,711	25,284
04033J-AD-3	ARIFL_19-A SENIOR ABS_ABS_19-A 144A		12/16/2022	3RDPARTY		9,682,867	9,702,575	3,409
04685A-3F-6	ATHENE GLOBAL FUNDING SECURED CORP_BND 1		01/04/2022	3RDPARTY		6,400,000	6,400,000	
048677-AG-3	ATLANTIC MARINE CORPS COMMUNIT SECURED M		02/28/2022	VARIOUS		3,930	3,930	
05329R-AA-1	AUTONATION INC SENIOR CORP_BND		02/23/2022	3RDPARTY		15,845,811	15,872,000	
05379B-AR-8	AVISTA CORPORATION SECURED CORP_BND		03/08/2022	3RDPARTY		539,806	540,000	
05526D-BX-2	BAT CAPITAL CORP SENIOR CORP_BND		10/18/2022	3RDPARTY		25,201,829	25,000,000	3,446
05552F-BA-4	BARCLAYS COMMERCIAL MORTGAGE S SENIOR SE		03/23/2022	3RDPARTY		45,243,917	44,360,000	54,149
05552F-BE-6	BARCLAYS COMMERCIAL MORTGAGE S SUB SUB_C		03/23/2022	3RDPARTY		20,137,560	20,000,000	25,013
05592D-AL-8	BPR TRUST BPR_22-0ANA SUB_CMBS_22-0ANA		04/07/2022	3RDPARTY		21,944,780	22,000,000	
055980-AA-4	BPR TRUST BPR_22-STAR SENIOR_CMBS_22-ST		08/09/2022	3RDPARTY		4,974,040	5,000,000	
055980-AC-0	BPR TRUST BPR_22-STAR SENIOR_CMBS_22-ST		08/09/2022	3RDPARTY		8,953,560	9,000,000	
05601P-AA-4	BSST MORTGAGE TRUST BSST_21-SS LCF SENIO		11/22/2022	3RDPARTY		951,563	1,000,000	1,285
05602H-AA-1	BPR_22-SSP SENIOR_CMBS_22-SSP 144A		06/01/2022	3RDPARTY		13,476,225	13,510,000	
05602H-AG-8	BPR_22-SSP SENIOR_CMBS_22-SSP 144A		06/01/2022	3RDPARTY		5,416,681	5,443,900	
05602H-AJ-2	BPR_22-SSP SENIOR_CMBS_22-SSP 144A		06/01/2022	3RDPARTY		4,874,008	4,898,500	
05602H-AL-7	BPR_22-SSP SENIOR_CMBS_22-SSP 144A		06/01/2022	3RDPARTY		6,074,475	6,105,000	
056054-AA-7	BX COMMERCIAL MORTGAGE TRUST B LCF SENIO		12/21/2022	3RDPARTY		5,102,329	5,168,511	12,948
05608U-AA-6	BX TRUST BX_22-GPA SENIOR_CMBS_22-GPA 1		12/13/2022	3RDPARTY		1,164,881	1,170,000	
05608U-AJ-7	BX TRUST BX_22-GPA SENIOR_CMBS_22-GPA 1		12/12/2022	3RDPARTY		1,986,250	2,000,000	10,405

ANNUAL STATEMENT FOR THE YEAR 2022 OF THE AMERICAN EQUITY INVESTMENT LIFE INSURANCE COMPANY

SCHEDULE D - PART 3

Showing All Long-Term Bonds and Stocks ACQUIRED During Current Year

1	2	3	4	5	6	7	8	9
CUSIP Identification	Description	Foreign	Date Acquired	Name of Vendor	Number of Shares of Stock	Actual Cost	Par Value	Paid for Accrued Interest and Dividends
05608W-AA-2	BX COMMERCIAL MORTGAGE TRUST B LCF SENIO		12/16/2022	3RD PARTY		10,504,120	10,897,450	7,549
05609B-AV-1	BX COMMERCIAL MORTGAGE TRUST B LCF CRUT S		12/20/2022	3RD PARTY		5,794,159	6,095,000	7,035
05609B-CD-9	BX COMMERCIAL MORTGAGE TRUST B LCF SENIO		12/16/2022	3RD PARTY		7,198,647	7,639,000	16,668
05609K-AA-7	BX COMMERCIAL MORTGAGE TRUST B LCF SENIO		12/20/2022	3RD PARTY		2,387,742	2,497,497	4,772
05609M-CG-8	BMO CAPITAL MARKETS CORP BMO_2 SUB SUB_C		02/10/2022	3RD PARTY		6,630,697	6,631,000	17,247
05609T-AA-8	BX TRUST BX_22-VAMF SENIOR CMBS_21-VAMF		12/09/2022	3RD PARTY		1,714,500	1,800,000	6,502
05610H-AA-1	BX COMMERCIAL MORTGAGE TRUST B SENIOR CM		12/13/2022	3RD PARTY		13,120,552	13,643,619	4,083
05610M-AE-2	BX_22-CSMO SUB CMBS_22-CSMO 144A		11/29/2022	3RD PARTY		6,895,213	7,000,000	22,136
059475-AB-9	BANK OF AMERICA ALTERNATIVE LO SUPSEN WH		04/01/2022	INTEREST CAPITALIZATION		13,250	13,250	
06051G-GF-0	BANK OF AMERICA CORP SENIOR CORP_BND		10/07/2022	3RD PARTY		6,456,800	7,000,000	60,972
06051G-KK-4	BANK OF AMERICA CORP SENIOR CORP_BND		03/25/2022	3RD PARTY		36,996,825	38,214,000	73,689
06541L-BG-0	BANK BANK_22-BK40 SENIOR SENIOR CMBS_22		02/25/2022	3RD PARTY		4,894,856	4,760,000	4,173
06541L-BP-0	BANK BANK_22-BK40 SUB SENIOR CMBS_22-BK		02/25/2022	3RD PARTY		6,998,789	7,000,000	6,137
073875-AK-2	BEAR STEARNS ALT-A TRUST BALTA SUPSEN WH		12/01/2022	INTEREST CAPITALIZATION				
075887-BG-3	BECTON DICKINSON AND COMPANY SENIOR CORP		03/28/2022	3RD PARTY		1,583,550	1,500,000	20,497
08163P-BG-4	BENCHMARK MORTGAGE TRUST BMARK SENIOR SE		02/24/2022	3RD PARTY		15,501,500	15,050,000	20,240
08163P-BL-3	BENCHMARK MORTGAGE TRUST BMARK SUB SUB_C		02/24/2022	3RD PARTY		34,166,137	33,751,000	49,038
08180E-BJ-2	BENEFIT STREET PARTNERS CLO LT ABS_ABS		12/19/2022	3RD PARTY		3,443,227	3,478,996	31,169
084664-CO-2	BERKSHIRE HATHAWAY FINANCE COR SENIOR CO		01/24/2022	3RD PARTY		11,558,100	10,000,000	187,833
08860D-AB-9	BHGSECURITIZATIONTRUSTBHG_2 ABS_ABS_22-		09/12/2022	3RD PARTY		16,778,240	16,780,000	
08862B-AB-1	BHG SECURITIZATION TRUST BHG_2 SUB ABS_A		10/12/2022	3RD PARTY		829,688	1,000,000	1,253
09031W-AA-1	BIMBO BAKERIES USA INC SENIOR CORP_BND 1		03/11/2022	3RD PARTY		13,983,540	15,000,000	192,889
090572-AQ-1	BIO-RAD LABORATORIES INC SENIOR CORP_BND		02/23/2022	3RD PARTY		63,315,495	63,485,000	
09062X-AF-0	BIOMER INC SENIOR CORP_BND		01/03/2022	3RD PARTY		7,609,070	7,000,000	86,625
09259E-AA-6	BLACKROCK TOP CAPITAL CORP SENIOR CORP_B		01/03/2022	3RD PARTY		9,430,470	9,000,000	128,700
09261B-AG-5	BLACKSTONE HOLDINGS FINANCE CO SENIOR CO		01/03/2022	3RD PARTY		15,112,428	15,150,000	
09261B-AH-3	BLACKSTONE HOLDINGS FINANCE CO SENIOR CO		01/27/2022	3RD PARTY		42,475,560	42,955,000	17,778
09261B-AJ-9	BLACKSTONE HOLDINGS FINANCE CO SENIOR CO		10/31/2022	3RD PARTY		19,959,000	20,000,000	
09261H-AB-3	BLACKSTONE PRIVATE CREDIT FUND SENIOR CO		08/08/2022	TAX FREE EXCHANGE		4,941,660	5,000,000	36,458
09261H-AH-0	BLACKSTONE PRIVATE CREDIT FUND SENIOR CO		08/08/2022	TAX FREE EXCHANGE		3,297,253	3,300,000	17,880
09261H-AK-3	BLACKSTONE PRIVATE CREDIT FUND SENIOR CO		08/08/2022	TAX FREE EXCHANGE		68,421,982	68,600,000	1,028,047
09261H-AR-8	BLACKSTONE PRIVATE CREDIT FUND SENIOR CO		08/08/2022	TAX FREE EXCHANGE		5,974,141	6,000,000	20,000
095798-AA-8	BLUE OCEAN INCOME FUND LP CORP_BND		12/16/2022	DIRECT		4,041,703	4,041,703	
10112R-BG-8	BOSTON PROPERTIES LP SENIOR CORP_BND		11/07/2022	3RD PARTY		9,044,661	9,050,000	
10373Q-BT-6	BP CAPITAL MARKETS AMERICA INC SENIOR CO		01/10/2022	3RD PARTY		16,220,000	16,220,000	
10569J-AA-8	BRAVO RESIDENTIAL FUNDING TRUS WHOLE_CMO		11/29/2022	3RD PARTY		592,103	608,065	
10921U-2H-0	BRIGHTHOUSE FINANCIAL GLOBAL F SECURED C		01/06/2022	3RD PARTY		2,628,631	2,632,000	
110122-CR-7	BRISTOL-MYERS SQUIBB CO SENIOR CORP_BND		01/07/2022	3RD PARTY		15,471,873	12,836,000	113,652
110122-DS-4	BRISTOL-MYERS SQUIBB CO SENIOR CORP_BND		01/31/2022	3RD PARTY		17,660,600	20,000,000	111,917
110122-DV-7	BRISTOL-MYERS SQUIBB CO SENIOR CORP_BND		02/15/2022	3RD PARTY		11,231,457	11,270,000	
110122-DW-5	BRISTOL-MYERS SQUIBB CO SENIOR CORP_BND		02/15/2022	3RD PARTY		6,093,500	6,120,000	
110122-DX-3	BRISTOL-MYERS SQUIBB CO SENIOR CORP_BND		02/15/2022	3RD PARTY		10,220,293	10,270,000	
11042A-AA-2	BRITISH AIRWAYS PASS THROUGH T SECURED C		01/31/2022	INTEREST CAPITALIZATION		2	2	
11134L-AH-2	BROADCOM CORPORATION SENIOR CORP_BND		10/07/2022	3RD PARTY		8,359,210	9,000,000	84,281
117043-AU-3	BRUNSWICK CORPORATION SENIOR CORP_BND		03/22/2022	VARIOUS		34,166,359	34,217,000	
117043-AV-1	BRUNSWICK CORPORATION SENIOR CORP_BND		04/06/2022	3RD PARTY		8,831,586	9,500,000	12,113
12189L-AG-6	BURLINGTON NORTHERN SANTA FE L SENIOR CO		03/29/2022	3RD PARTY		1,880,868	1,644,000	3,617
12325J-AJ-0	FRANKLIN BSP LENDING CORP SENIOR CORP_BN		02/04/2022	3RD PARTY		1,268,007	1,300,000	15,022
12434C-AA-2	BX COMMERCIAL MORTGAGE TRUST B SENIOR SE		11/17/2022	3RD PARTY		4,037,594	4,274,000	3,180
12434F-AA-5	BX COMMERCIAL MORTGAGE TRUST B SENIOR CM		12/22/2022	3RD PARTY		1,178,415	1,218,000	2,127
12478C-AA-9	CBAMCLOMANAGEMENTCBAM_18-8A SENIOR ABS_A		12/19/2022	3RD PARTY		852,678	861,935	7,960
12505B-AD-2	CBRE SERVICES INC SENIOR CORP_BND		01/03/2022	3RD PARTY		7,847,700	7,000,000	117,542
12545A-AX-2	COUNTRYWIDE HOME LOANS CWHL_07 SUPSEN WH		07/01/2022	INTEREST CAPITALIZATION		7	7	
12550A-AX-4	CIFC FUNDING LTD CIFC_14-5A SENIOR ABS_A		11/29/2022	3RD PARTY		8,725,150	8,995,000	66,104
12550Y-AN-4	CIFC FUNDING LTD CIFC_17-2A SENIOR ABS_A		11/07/2022	3RD PARTY		7,805,889	7,953,020	22,943

ANNUAL STATEMENT FOR THE YEAR 2022 OF THE AMERICAN EQUITY INVESTMENT LIFE INSURANCE COMPANY

SCHEDULE D - PART 3

Showing All Long-Term Bonds and Stocks ACQUIRED During Current Year

1	2	3	4	5	6	7	8	9
CUSIP Identification	Description	Foreign	Date Acquired	Name of Vendor	Number of Shares of Stock	Actual Cost	Par Value	Paid for Accrued Interest and Dividends
12572Q-AF-2	CME GROUP INC SENIOR CORP_BND01/26/2022	3RD PARTY		16,657,250	12,500,000	244,757
12572Q-AK-1	CME GROUP INC SENIOR CORP_BND03/01/2022	3RD PARTY		7,710,016	7,735,000	
12591V-AG-6	COMM MORTGAGE TRUST COMM_14-CR SUB CMBS12/29/2022	3RD PARTY		3,872,500	4,000,000	951
12596J-AE-3	CNH_19-A ABS_ABS _19-A12/19/2022	3RD PARTY		2,148,236	2,150,000	1,197
126379-AH-9	CREDIT SUISSE MORTGAGE CAPITAL WHOLE_CMO07/01/2022	INTEREST CAPITALIZATION				
12653V-AA-4	CREDIT SUISSE MORTGAGE CAPITAL SENIOR SE12/22/2022	3RD PARTY		4,053,875	4,100,000	4,886
12664J-AC-4	CNHEQUIPMENTTRUSTCNH_22-C ABS_ABS _22-C11/17/2022	3RD PARTY		5,537,057	5,538,000	
126650-CY-4	CVS HEALTH CORP SENIOR CORP_BND03/25/2022	3RD PARTY		6,423,060	6,000,000	3,187
126650-CZ-1	CVS HEALTH CORP SENIOR CORP_BND02/11/2022	3RD PARTY		23,549,700	20,000,000	391,375
126650-DJ-6	CVS HEALTH CORP SENIOR CORP_BND10/07/2022	3RD PARTY		4,466,650	5,000,000	5,729
126650-DL-1	CVS HEALTH CORP SENIOR CORP_BND08/31/2022	3RD PARTY		4,319,200	5,000,000	89,132
12668B-VB-6	COUNTRYWIDE ALTERNATIVE LOAN T SUPSEN WH04/01/2022	INTEREST CAPITALIZATION				
126694-F3-7	COUNTRYWIDE HOME LOANS CWHL_06 SENIOR AB02/14/2022	3RD PARTY		1,040,715	2,773,211	1,214
126694-K3-1	COUNTRYWIDE HOME LOANS CWHL_06 SENIOR WH04/01/2022	INTEREST CAPITALIZATION				
126694-NV-6	COUNTRYWIDE HOME LOANS CWHL_05 WHOLE_CMO10/01/2022	INTEREST CAPITALIZATION		6,277	6,103	
12669F-RG-0	COUNTRYWIDE HOME LOANS CWHL_04 SUPSEN WH12/01/2022	INTEREST CAPITALIZATION				
14040H-CJ-2	CAPITAL ONE FINANCIAL CORPORAT SENIOR CO03/28/2022	3RD PARTY		3,555,880	4,000,000	43,052
14040H-CM-5	CAPITAL ONE FINANCIAL CORPORAT SENIOR CO03/01/2022	3RD PARTY		5,011,000	5,011,000	
141781-BJ-2	CARGILL INC SENIOR CORP_BND 144A01/11/2022	3RD PARTY		6,361,700	5,490,000	29,279
141781-BX-1	CARGILL INC SENIOR CORP_BND 144A04/19/2022	3RD PARTY		21,885,266	21,980,000	
14727Q-AC-9	CASCADE FUNDING MORTGAGE TRUST SUB WHOLE11/29/2022	3RD PARTY		2,179,402	2,340,434	1,040
14727Q-AC-9	CASCADE FUNDING MORTGAGE TRUST SUB WHOLE12/25/2022	INTEREST CAPITALIZATION		7,801	7,801	
14855J-AC-9	CASTLELAKE AIRCRAFT SECURITIZA SUB ABS_A08/15/2022	INTEREST CAPITALIZATION		50	50	
15089Q-AL-8	CELANESE US HOLDINGS LLC SENIOR CORP_BND10/18/2022	3RD PARTY		3,412,850	3,500,000	20,587
15189T-AY-3	CENTERPOINT ENERGY INC SENIOR CORP_BND01/27/2022	3RD PARTY		5,149,650	5,000,000	77,083
15189X-AS-7	CENTERPOINT ENERGY HOUSTON ELE SECURED C01/05/2022	3RD PARTY		11,619,100	10,000,000	138,250
161175-BK-9	CHARTER COMMUNICATIONS OPERATI SECURED C10/07/2022	3RD PARTY		8,121,960	9,000,000	28,350
161175-BZ-6	CHARTER COMMUNICATIONS OPERATI SECURED C01/20/2022	3RD PARTY		2,765,550	3,000,000	15,458
161631-AX-4	CHASE MORTGAGE FINANCE CORPORA SUPSEN WH09/01/2022	INTEREST CAPITALIZATION				
17180W-AA-3	COMMERCIAL INDUSTRIAL FINANCE MEZZANIN A11/10/2022	3RD PARTY		734,063	750,000	2,861
17180W-AC-9	COMMERCIAL INDUSTRIAL FINANCE ABS_ABS _111/08/2022	3RD PARTY		3,840,000	4,000,000	13,633
172967-LW-9	CITIGROUP INC SENIOR CORP_BND04/06/2022	3RD PARTY		3,020,596	3,000,000	55,352
172967-MP-3	CITIGROUP INC SENIOR CORP_BND10/25/2022	3RD PARTY		3,551,400	4,000,000	13,236
172967-NF-4	CITIGROUP INC SENIOR CORP_BND02/22/2022	3RD PARTY		37,167,250	40,000,000	273,460
172967-NG-2	CITIGROUP INC SENIOR CORP_BND11/04/2022	3RD PARTY		4,428,600	5,000,000	31,553
17307G-2Z-0	CITIGROUP MORTGAGE LOAN TRUST SUPSEN WHO04/28/2022	3RD PARTY		335,581	337,591	798
17308C-C5-3	CITIGROUP INC SENIOR CORP_BND03/28/2022	3RD PARTY		3,297,350	3,500,000	41,953
17327C-AN-3	CITIGROUP INC SENIOR CORP_BND01/18/2022	3RD PARTY		2,427,000	2,427,000	
17327C-AQ-6	CITIGROUP INC SENIOR CORP_BND01/18/2022	3RD PARTY		24,250,000	24,250,000	
184692-CF-6	CLEARBRIDGE MLP AND MIDSTREAM CORP_BND06/30/2022	INTEREST CAPITALIZATION		11,528	11,528	
18977W-ZB-5	CNO GLOBAL FUNDING SECURED CORP_BND 144A01/03/2022	3RD PARTY		2,998,080	3,000,000	
19424K-AB-9	COLLEGE AVE STUDENT LOANS LLC SENIOR ABS11/14/2022	3RD PARTY		3,677,759	4,333,148	4,044
19424W-AB-3	COLLEGE AVE STUDENT LOANS LLC ABS_ABS _211/10/2022	3RD PARTY		374,141	468,042	603
19425A-AB-0	COLLEGE AVE STUDENT LOANS LLC SENIOR ABS11/10/2022	3RD PARTY		193,678	244,739	239
19521U-AA-1	COLOGIX DATA CENTERS CLGIX_21 SENIOR ABS11/29/2022	3RD PARTY		3,685,539	4,000,000	1,467
19688M-AA-8	COLT MORTGAGE LOAN TRUST COLT WHOLE_CMO09/28/2022	3RD PARTY		19,332,446	19,332,446	114,604
19688P-AA-1	COLT MORTGAGE LOAN TRUST COLT WHOLE_CMO11/21/2022	3RD PARTY		1,944,151	1,948,500	10,290
20030N-AF-8	COMCAST CORPORATION SENIOR CORP_BND11/16/2022	3RD PARTY		6,668,549	6,500,000	155,061
20030N-AK-7	COMCAST CORPORATION SENIOR CORP_BND11/16/2022	3RD PARTY		6,626,903	6,000,000	2,167
20030N-DS-7	COMCAST CORPORATION SENIOR CORP_BND06/06/2022	TAX FREE EXCHANGE		263,000	263,000	759
20030N-DW-8	COMCAST CORPORATION SENIOR CORP_BND06/06/2022	TAX FREE EXCHANGE		5,779,270	6,600,000	23,000
20268J-AK-9	COMMONSPIRIT HEALTH SENIOR CORP_BND10/18/2022	3RD PARTY		6,584,000	6,584,000	
202795-JT-8	COMMONWEALTH EDISON COMPANY SECURED CORP02/10/2022	3RD PARTY		4,696,950	5,000,000	64,670
20825C-BC-7	CONOCOPHILLIPS SENIOR CORP_BND05/06/2022	TAX FREE EXCHANGE		22,070,069	21,800,000	123,988
210518-DB-9	CONSUMERS ENERGY COMPANY SECURED CORP BN01/28/2022	3RD PARTY		7,558,650	6,600,000	56,430

ANNUAL STATEMENT FOR THE YEAR 2022 OF THE AMERICAN EQUITY INVESTMENT LIFE INSURANCE COMPANY

SCHEDULE D - PART 3

Showing All Long-Term Bonds and Stocks ACQUIRED During Current Year

1	2	3	4	5	6	7	8	9
CUSIP Identification	Description	Foreign	Date Acquired	Name of Vendor	Number of Shares of Stock	Actual Cost	Par Value	Paid for Accrued Interest and Dividends
212168-AA-6	CONTINENTAL WIND LLC SECURED CORP_BND 14		02/28/2022	INTEREST CAPITALIZATION		40,788	40,788	
219350-BQ-7	CORNING INC SENIOR CORP_BND		09/14/2022	3RD PARTY		4,953,740	5,500,000	100,749
224044-CM-7	COX COMMUNICATIONS INC SENIOR CORP_BND 1		03/18/2022	3RD PARTY		1,581,100	2,000,000	28,025
224044-CP-0	COX COMMUNICATIONS INC SENIOR CORP_BND 1		03/25/2022	3RD PARTY		13,000,650	15,000,000	156,000
22822V-AC-5	CROWN CASTLE INC SENIOR CORP_BND		10/07/2022	3RD PARTY		8,454,060	9,000,000	108,225
22822V-AQ-4	CROWN CASTLE INC SENIOR CORP_BND		03/02/2022	3RD PARTY		746,498	750,000	5,447
231021-AS-5	CUMMINS INC SENIOR CORP_BND		02/01/2022	3RD PARTY		11,153,750	12,500,000	137,222
24381J-AA-5	DEEPHAVEN RESIDENTIAL MORTGAGE WHOLE_CMO		10/27/2022	3RD PARTY		566,542	716,008	1,152
24703D-BG-5	DELL INTERNATIONAL LLC SENIOR CORP_BND 1		05/11/2022	3RD PARTY		28,252,686	32,000,000	159,563
253393-AG-7	DICKS SPORTING GOODS INC SENIOR CORP_BND		01/14/2022	3RD PARTY		11,538,490	11,606,000	5,508
256141-AB-8	DOCTORS CO SENIOR CORP_BND 144A		01/12/2022	3RD PARTY		10,000,000	10,000,000	
26138E-AY-5	KEURIG DR PEPPER INC SENIOR CORP_BND		03/21/2022	3RD PARTY		1,527,510	1,500,000	18,048
26208Q-AG-2	DRIVE AUTO RECEIVABLES TRUST D SUB_ABS_A		12/15/2022	3RD PARTY		2,941,758	3,000,000	900
26208V-AG-1	DRIVE AUTO RECEIVABLES TRUST D SUB_ABS_A		12/15/2022	3RD PARTY		3,873,571	3,964,000	1,343
262104-AE-2	DRIVE AUTO RECEIVABLES TRUST D SUB_ABS_A		12/16/2022	3RD PARTY		4,492,007	4,675,000	565
26249B-AQ-4	DRYDEN SENIOR LOAN FUND DRSLF SENIOR_ABS		11/17/2022	3RD PARTY		1,599,413	1,625,460	634
26251L-AG-9	DRYDEN SENIOR LOAN FUND DRSLF_ABS_ABS_6		06/28/2022	3RD PARTY		952,831	1,000,000	5,511
263901-AA-8	DUKE ENERGY INDIANA LLC SECURED CORP_BND		11/16/2022	3RD PARTY		9,077,233	8,500,000	137,936
264399-ED-4	DUKE ENERGY CAROLINAS LLC SENIOR CORP_BN		10/12/2022	3RD PARTY		7,343,280	7,000,000	224,496
26442C-BH-6	DUKE ENERGY CAROLINAS LLC SECURED CORP_B		03/01/2022	3RD PARTY		4,919,553	4,935,000	
26442U-AP-9	DUKE ENERGY PROGRESS LLC SECURED CORP_BN		03/14/2022	3RD PARTY		8,917,103	8,995,000	
276480-AB-6	EASTERN GAS TRANSMISSION AND S SENIOR CO		08/24/2022	TAX FREE EXCHANGE		12,111,707	11,000,000	125,125
278865-AI-0	ECOLAB INC SENIOR CORP_BND		03/23/2022	3RD PARTY		5,478,726	5,700,000	84,360
28165A-AA-7	EDVESTINU PRIVATE EDUCATION LO_ABS_ABS_		09/19/2022	3RD PARTY		10,678,709	10,949,649	
285512-AD-1	ELECTRONIC ARTS INC SENIOR CORP_BND		01/03/2022	3RD PARTY		7,830,690	7,000,000	115,733
28932M-AG-0	ELM ROAD GENERATING STATION SU SENIOR CO		01/31/2022	INTEREST CAPITALIZATION		4	4	
29002G-AB-7	ELMWOOD CLO IV LTD ELMW4_20-1A_ABS MW5_4		12/29/2022	3RD PARTY		985,000	1,000,000	11,525
291011-BB-9	EMERSON ELECTRIC CO SENIOR CORP_BND		11/16/2022	3RD PARTY		2,631,640	2,500,000	13,611
29374G-AB-7	ENTERPRISE FLEET FINANCING LLC_ABS_ABS_		11/16/2022	3RD PARTY		39,614,558	39,621,000	
29429M-AA-1	CITIGROUP COMMERCIAL MORTGAGE LCF SENIOR		12/08/2022	3RD PARTY		771,238	790,000	1,002
29444U-BJ-4	EQUINIX INC SENIOR CORP_BND		02/09/2022	3RD PARTY		7,190,658	8,266,000	17,910
29444U-BM-7	EQUINIX INC SENIOR CORP_BND		02/16/2022	3RD PARTY		8,354,593	10,000,000	124,371
29444U-BT-2	EQUINIX INC SENIOR CORP_BND		02/09/2022	3RD PARTY		9,429,577	10,046,000	250,480
29736R-AC-4	ESTEE LAUDER COMPANIES INC. T SENIOR CO		03/28/2022	3RD PARTY		1,876,755	1,500,000	33,750
30161N-AY-7	EXELON CORPORATION SENIOR CORP_BND		03/28/2022	3RD PARTY		1,294,896	1,200,000	25,850
30161N-BH-3	EXELON CORPORATION SENIOR CORP_BND		12/23/2022	TAX FREE EXCHANGE		5,211,450	5,215,000	62,363
30191E-AJ-4	FDF LTD FDF_19-5A_ABS_ABS_SR 144A		01/11/2022	3RD PARTY		4,000,000	4,000,000	
30191E-AL-9	FDF LTD FDF_19-5A_ABS_ABS_SR 144A		01/11/2022	3RD PARTY		4,000,000	4,000,000	
30191E-AN-5	FDF LTD FDF_19-5A_ABS_ABS_SR 144A		01/11/2022	3RD PARTY		3,000,000	3,000,000	
30219G-AM-0	EVERNORTH HEALTH INC SENIOR CORP_BND		01/03/2022	3RD PARTY		7,425,917	6,752,000	109,720
30227F-AL-4	EXTENDED STAY AMERICA TRUST ES SUB SENIO		01/01/2022	3RD PARTY		(313,924)	(226,187)	(51)
30227F-AL-4	EXTENDED STAY AMERICA TRUST ES SUB SENIO		11/15/2022	INTEREST CAPITALIZATION				
30251B-AC-2	FMR LLC SENIOR CORP_BND 144A		11/16/2022	3RD PARTY		6,332,098	6,000,000	165,750
302980-AA-5	FWD SECURITIZATION TRUST FWD_1 SENIOR WH		11/30/2022	3RD PARTY		3,401,929	3,785,836	296
304528-AA-6	FAIRFIELD LANCASTER 2017 LSE-B SENIOR CO		02/05/2022	DIRECT		6,278	6,278	
31428X-BB-1	FEDEX CORP SENIOR CORP_BND		03/25/2022	3RD PARTY		4,786,400	5,000,000	33,028
31428X-BQ-8	FEDEX CORP SENIOR CORP_BND		04/25/2022	3RD PARTY		6,722,782	7,620,000	61,722
31620M-AU-0	FIDELITY NATIONAL INFORMATION SENIOR COR		01/11/2022	3RD PARTY		4,136,241	3,515,000	65,028
31738K-AA-7	FINANCE OF AMERICA STRUCTURED WHOLE_CMO		12/25/2022	INTEREST CAPITALIZATION		44,243	44,243	
31738K-AB-5	FINANCE OF AMERICA STRUCTURED WHOLE_CMO		12/25/2022	INTEREST CAPITALIZATION		40,178	40,178	
33768E-AA-0	FIRSTKEY HOMES TRUST FKX_22-SF_ABS_ABS_		11/16/2022	3RD PARTY		7,501,409	8,000,000	
337738-AR-9	FISERV INC SENIOR CORP_BND		10/07/2022	3RD PARTY		1,855,540	2,000,000	2,567
341081-ER-4	FLORIDA POWER & LIGHT CO SECURED CORP_BN		11/16/2022	3RD PARTY		7,478,795	7,050,000	53,600
343498-AC-5	FLOWERS FOODS INC SENIOR CORP_BND		03/17/2022	3RD PARTY		5,374,140	6,000,000	2,400
34960K-AF-9	FORTRESS CREDIT OPPORTUNITIES_ABS_ABS		01/20/2022	3RD PARTY		1,487,019	1,500,000	3,171

ANNUAL STATEMENT FOR THE YEAR 2022 OF THE AMERICAN EQUITY INVESTMENT LIFE INSURANCE COMPANY

SCHEDULE D - PART 3

Showing All Long-Term Bonds and Stocks ACQUIRED During Current Year

1	2	3	4	5	6	7	8	9
CUSIP Identification	Description	Foreign	Date Acquired	Name of Vendor	Number of Shares of Stock	Actual Cost	Par Value	Paid for Accrued Interest and Dividends
34960K-AF-9	FORTRESS CREDIT OPPORTUNITIES ABS_ABS		01/01/2022	TAX FREE EXCHANGE		(1,486,696)	(1,500,000)	(6,567)
34962D-AJ-5	FORTRESS CREDIT BSL LIMITED FC MEZZANIN		04/01/2022	3RD PARTY		17,302,301	17,300,000	157,086
34962X-AG-7	FORTRESS CREDIT BSL LIMITED FC ABS_ABS		12/21/2022	3RD PARTY		3,892,624	4,000,000	45,071
36143L-2J-3	GA GLOBAL FUNDING TRUST SECURED CORP_BND		04/04/2022	3RD PARTY		6,998,040	7,000,000	
36167Y-AA-6	GCAT GCAT_21-NQM7 WHOLE_CMO_21-NQM7 144		11/18/2022	3RD PARTY		144,801	174,196	195
36242D-XG-3	GSMP'S MORTGAGE LOAN TRUST GSMP SENIOR WH		11/29/2022	3RD PARTY		1,593,257	1,867,665	906
362569-AF-2	GM FINANCIAL AUTOMOBILE LEASIN SUB ABS_A		12/15/2022	3RD PARTY		7,416,504	7,500,000	6,706
36264F-AN-1	GSK CONSUMER HEALTHCARE CAPITA SENIOR CO		10/28/2022	TAX FREE EXCHANGE		13,431,487	13,680,000	60,800
36265A-AA-9	GS MORTGAGE SECURITIES TRUST G SENIOR_CM		12/06/2022	3RD PARTY		7,750,688	8,100,000	24,638
36321L-AA-7	GALAXY CLO LTD GALXY_18-26A SENIOR ABS_A		11/22/2022	3RD PARTY		787,549	804,607	393
37045X-DU-7	GENERAL MOTORS FINANCIAL CO IN SENIOR CO		04/04/2022	3RD PARTY		4,999,000	5,000,000	
37045X-DZ-6	GENERAL MOTORS FINANCIAL CO IN SENIOR CO		10/06/2022	3RD PARTY		990,691	992,000	
372546-AU-5	GEORGE WASHINGTON UNIVERSITY SENIOR CORP		03/18/2022	3RD PARTY		7,993,995	6,820,000	6,456
375558-BA-0	GILEAD SCIENCES INC SENIOR CORP_BND		02/15/2022	3RD PARTY		4,390,807	4,045,000	8,090
37940X-AC-6	GLOBAL PAYMENTS INC SENIOR CORP_BND		01/27/2022	3RD PARTY		6,948,955	6,500,000	124,385
38141G-YC-2	GOLDMANSACHSGROUP INC/THE SENIOR CORP_BND		01/10/2022	3RD PARTY		19,954,000	20,000,000	142,667
38141G-YN-8	GOLDMANSACHSGROUP INC/THE SENIOR CORP_BND		03/28/2022	3RD PARTY		3,811,273	4,250,000	49,743
38141G-ZM-9	GOLDMANSACHSGROUP INC/THE SENIOR CORP_BND		03/25/2022	3RD PARTY		38,544,600	39,270,000	30,158
38141G-ZN-7	GOLDMANSACHSGROUP INC/THE SENIOR CORP_BND		04/06/2022	3RD PARTY		54,548,140	54,675,000	21,761
38151J-AA-3	GOLDMAN HOME IMPROVEMENT TRUST ABS_ABS		11/01/2022	3RD PARTY		5,236,522	5,258,855	
38178D-AE-7	GOLUB CAPITAL PARTNERS CLO LTD ABS_ABS		12/21/2022	3RD PARTY		2,216,542	2,300,000	23,423
38411D-AC-8	GRACIE POINT INTERNATIONAL FUN SENIOR AB		10/27/2022	3RD PARTY		6,660,000	6,660,000	
38411H-AA-3	GRACIE POINT INTERNATIONAL FUN ABS_ABS		03/25/2022	3RD PARTY		52,236,506	52,236,506	
38411H-AA-3	GRACIE POINT INTERNATIONAL FUN ABS_ABS		11/01/2022	INTEREST CAPITALIZATION				
38411H-AB-1	GRACIE POINT INTERNATIONAL FUN ABS_ABS		03/25/2022	3RD PARTY		27,159,000	27,159,000	
404119-BV-0	HCA INC SECURED CORP_BND		01/19/2022	3RD PARTY		9,656,176	7,799,000	42,895
404119-BZ-1	HCA INC SECURED CORP_BND		01/19/2022	3RD PARTY		27,917,700	22,500,000	88,958
404119-CG-2	HCA INC SECURED CORP_BND 144A		03/02/2022	3RD PARTY		2,992,065	2,995,000	
40414L-AR-0	HEALTHPEAK PROPERTIES INC SENIOR CORP_BN		10/12/2022	3RD PARTY		7,851,060	9,000,000	77,875
404530-AC-1	HACKENSACK MERIDIAN HEALTH SECURED CORP		02/01/2022	3RD PARTY		4,735,017	5,080,000	57,376
41161U-AE-2	HARBORVIEW MORTGAGE LOAN TRUST SUSPEN WH		09/01/2022	INTEREST CAPITALIZATION				
413875-AN-5	L3HARRIS TECHNOLOGIES INC SENIOR CORP_BN		12/09/2022	3RD PARTY		10,970,931	10,600,000	282,353
42225U-AM-6	HEALTHCARE REALTY HOLDINGS LP SENIOR COR		07/25/2022	TAX FREE EXCHANGE		48,383	50,000	370
43371H-AA-1	HOAG MEM HOSP PRESBYTERIAN CORP_BND		03/23/2022	3RD PARTY		11,247,000	11,247,000	
437076-AS-1	HOME DEPOT INC SENIOR CORP_BND		11/16/2022	3RD PARTY		15,813,893	14,646,000	360,912
437076-CG-5	HOME DEPOT INC SENIOR CORP_BND		01/31/2022	3RD PARTY		8,559,400	10,000,000	90,382
437076-CQ-3	HOME DEPOT INC SENIOR CORP_BND		03/24/2022	3RD PARTY		31,232,976	31,915,000	
446150-AX-2	HUNTINGTON BANCSHARES INC SUB CORP_BND		05/03/2022	TAX FREE EXCHANGE		1,307,827	1,384,000	8,127
44933W-AG-4	ICG US CLO LTD ICG_15-2RA MEZZANIN ABS_A		12/21/2022	3RD PARTY		955,484	1,000,000	13,685
449652-AA-4	ILPT COMMERCIAL MORTGAGE PASS SENIOR_CMB		09/08/2022	3RD PARTY		11,501,004	11,530,000	
449652-AG-1	ILPT COMMERCIAL MORTGAGE PASS SENIOR_CMB		09/08/2022	3RD PARTY		8,977,258	9,000,000	
45660L-2V-0	RESIDENTIAL ASSET SECURITIZATI WHOLE_CMO		06/01/2022	INTEREST CAPITALIZATION				
458140-CC-2	INTEL CORPORATION SENIOR CORP_BND		08/02/2022	3RD PARTY		7,120,684	7,102,000	
45866F-AN-4	INTERCONTINENTAL EXCHANGE INC SENIOR COR		01/25/2022	3RD PARTY		4,237,336	4,600,000	31,203
45866F-AX-2	INTERCONTINENTAL EXCHANGE INC SENIOR COR		05/12/2022	3RD PARTY		1,400,262	1,420,000	
45866F-AY-0	INTERCONTINENTAL EXCHANGE INC SENIOR COR		12/08/2022	3RD PARTY		2,741,316	2,725,000	31,619
459200-KL-4	INTERNATIONAL BUSINESS MACHINE SENIOR CO		01/10/2022	3RD PARTY		18,948,200	20,000,000	93,417
459506-AS-0	INTERNATIONAL FLAVORS & FRAGRA SENIOR CO		03/14/2022	3RD PARTY		8,362,500	10,000,000	101,150
460146-CF-8	INTERNATIONAL PAPER CO SENIOR CORP_BND		11/16/2022	3RD PARTY		10,821,340	10,000,000	4,056
460690-BS-8	INTERPUBLIC GROUP OF COMPANIES SENIOR CO		04/12/2022	3RD PARTY		22,964,142	25,851,000	138,926
461070-AG-9	INTERSTATE POWER AND LIGHT CO SENIOR COR		11/16/2022	3RD PARTY		10,304,411	10,000,000	211,806
46590Y-AA-2	JP MORGAN MORTGAGE TRUST JPMIT SENIOR WH		12/09/2022	3RD PARTY		418,124	441,600	470
465979-AA-0	JP MORGAN CHASE COMMERCIAL MOR SENIOR_CM		09/16/2022	3RD PARTY		3,391,500	3,400,000	
46616K-AQ-7	JFIN CLO LTD JFIN_13-1A MEZZANIN ABS_ABS		12/21/2022	3RD PARTY		2,911,671	3,000,000	30,276
46627M-FV-4	J.P. MORGAN ALTERNATIVE LOAN T WHOLE_CMO		01/01/2022	INTEREST CAPITALIZATION		(894)	(894)	

ANNUAL STATEMENT FOR THE YEAR 2022 OF THE AMERICAN EQUITY INVESTMENT LIFE INSURANCE COMPANY

SCHEDULE D - PART 3

Showing All Long-Term Bonds and Stocks ACQUIRED During Current Year

1	2	3	4	5	6	7	8	9
CUSIP Identification	Description	Foreign	Date Acquired	Name of Vendor	Number of Shares of Stock	Actual Cost	Par Value	Paid for Accrued Interest and Dividends
46628Y-BF-6	JP MORGAN MORTGAGE TRUST JPMIT SENIOR WH		09/01/2022	INTEREST CAPITALIZATION				
466304-AA-0	JPMORGANCHASECOMMERCIALMOR SENIOR CMBS -		12/21/2022	3RDPARTY		8,397,104	8,417,000	
466304-AG-7	JPMORGANCHASECOMMERCIALMOR SENIOR CMBS -		12/19/2022	3RDPARTY		2,812,950	2,820,000	
46630P-BB-0	JP MORGAN MORTGAGE TRUST JPMIT SUPSEN WH		11/29/2022	3RDPARTY		1,506,744	1,910,030	4,704
466330-AA-5	JP MORGAN CHASE COMMERCIAL MOR LCF SENIO		12/20/2022	3RDPARTY		990,211	1,015,764	1,011
46647P-AN-6	JPMORGANCHASE&CO SENIOR CORP_BND		01/10/2022	3RDPARTY		16,797,000	15,000,000	274,414
46647P-BJ-4	JPMORGANCHASE&CO SENIOR CORP_BND		10/25/2022	3RDPARTY		3,596,800	4,000,000	16,474
46647P-CJ-8	JPMORGANCHASE&CO SENIOR CORP_BND		01/18/2022	3RDPARTY		19,555,000	19,555,000	
46647P-DC-7	JPMORGANCHASE&CO SENIOR CORP_BND		04/19/2022	3RDPARTY		8,455,000	8,455,000	
46647P-DK-9	JPMORGANCHASE&CO SUB CORP_BND		11/23/2022	3RDPARTY		11,766,402	12,000,000	133,870
46656A-AA-5	JP MORGAN MORTGAGE TRUST JPMIT WHOLE_CMO		11/22/2022	3RDPARTY		3,875,102	4,175,852	15,978
46817M-AN-7	JACKSON FINANCIAL INC SENIOR CORP_BND		09/22/2022	TAX FREE EXCHANGE		19,799,359	20,000,000	264,444
46849L-UV-1	JACKSON NATIONAL LIFE GLOBAL F SECURED C		01/05/2022	3RDPARTY		4,376,256	4,377,000	
48239E-AG-5	KBCM CTL PASS-THRU TR CORP_BND		02/28/2022	INTEREST CAPITALIZATION		9,773	9,773	
482480-AN-0	KLA CORP SENIOR CORP_BND		06/21/2022	3RDPARTY		2,206,597	2,210,000	
48255B-AA-4	KKR GROUP FINANCE CO X LLC SENIOR CORP_B		03/14/2022	3RDPARTY		22,177,499	24,925,000	154,659
48255G-AA-3	KKR GROUP FINANCE CO XII LLC SENIOR CORP		05/10/2022	3RDPARTY		600,871	603,000	
48661A-AJ-5	KAYNE CLO KAYNE_18-1A ABS_ABS_18-1A-AR		12/21/2022	3RDPARTY		19,669,403	20,010,000	169,814
488401-AD-2	KEMPER CORP SENIOR CORP_BND		02/15/2022	3RDPARTY		10,970,080	11,000,000	
49271V-AR-1	KEURIG DR PEPPER INC SENIOR CORP_BND		04/07/2022	3RDPARTY		16,208,786	16,355,000	
49446R-AP-4	KIMCO REALTY CORPORATION SENIOR CORP_BND		11/02/2022	3RDPARTY		5,345,141	6,000,000	15,400
49456B-AP-6	KINDER MORGAN INC SENIOR CORP_BND		10/07/2022	3RDPARTY		1,887,800	2,000,000	9,794
50077L-AB-2	KRAFT HEINZ FOODS CO SENIOR CORP_BND		12/09/2022	3RDPARTY		1,145,183	1,300,000	1,896
50077L-AM-8	KRAFT HEINZ FOODS CO SENIOR CORP_BND		03/22/2022	3RDPARTY		5,379,500	5,075,000	50,581
50077L-BJ-4	KRAFT HEINZ FOODS CO SENIOR CORP_BND		03/22/2022	3RDPARTY		9,221,802	8,200,000	141,564
50155Q-AM-2	KYNDRYL HOLDINGS INC SENIOR CORP_BND		09/19/2022	TAX FREE EXCHANGE		12,014,002	12,000,000	221,400
50203U-AA-1	LBJ INFRASTRUCTURE GROUP LLC SENIOR CORP		01/20/2022	3RDPARTY		11,664,720	12,000,000	56,955
502431-AM-1	L3HARRIS TECHNOLOGIES INC SENIOR CORP_BN		10/07/2022	3RDPARTY		4,251,465	4,500,000	64,350
50243E-AA-8	CLARK CNTY NV LAS VEGAS CONV C CORP_BND		02/28/2022	INTEREST CAPITALIZATION		1,059,640	1,059,640	
50249A-AJ-2	LYB INTERNATIONAL FINANCE III SENIOR COR		03/02/2022	3RDPARTY		21,159,128	22,250,000	303,518
512807-AW-8	LAM RESEARCH CORPORATION SENIOR CORP_BND		05/11/2022	3RDPARTY		3,062,820	4,000,000	47,278
521865-BD-6	LEAR CORPORATION SENIOR CORP_BND		03/02/2022	3RDPARTY		1,694,520	2,000,000	22,878
532457-BC-1	ELI LILLY AND COMPANY SENIOR CORP_BND		11/16/2022	3RDPARTY		543,352	500,000	165
539830-BN-8	LOCKHEED MARTIN CORPORATION SENIOR CORP		02/07/2022	3RDPARTY		1,466,166	1,300,000	21,268
540424-AP-3	LOEWS CORPORATION SENIOR CORP_BND		11/16/2022	3RDPARTY		8,152,875	8,000,000	141,333
548661-DQ-7	LOWES COMPANIES INC SENIOR CORP_BND		05/10/2022	3RDPARTY		5,286,228	5,517,000	18,747
548661-DZ-7	LOWES COMPANIES INC SENIOR CORP_BND		01/19/2022	3RDPARTY		11,010,775	11,877,000	95,016
548661-EB-9	LOWES COMPANIES INC SENIOR CORP_BND		03/02/2022	3RDPARTY		2,102,063	2,250,000	33,469
548661-EF-0	LOWES COMPANIES INC SENIOR CORP_BND		03/22/2022	3RDPARTY		10,861,848	10,870,000	
548661-EH-6	LOWES COMPANIES INC SENIOR CORP_BND		10/07/2022	VARIOUS		4,463,658	4,720,000	2,292
548661-EJ-2	LOWES COMPANIES INC SENIOR CORP_BND		03/22/2022	3RDPARTY		5,161,488	5,165,000	
548661-EN-3	LOWES COMPANIES INC SENIOR CORP_BND		09/06/2022	3RDPARTY		2,977,320	3,000,000	
55026C-AB-3	LUMINACE ABS-2022 ISSUER LLC B ABS_ABS		05/19/2022	3RDPARTY		7,705,661	7,746,980	
55067E-AA-0	LUX AETERNA 2022-1 LLC ABS_ABS		12/13/2022	VARIOUS		114,571,336	117,090,033	
55067E-AB-8	LUX AETERNA 2022-1 LLC ABS_ABS		12/13/2022	VARIOUS		13,282,483	13,974,439	
55067E-AC-6	LUX AETERNA 2022-1 LLC ABS_ABS		12/13/2022	VARIOUS		4,419,084	4,882,908	
55068*-AA-1	LUX AETERNA 2022-2 LLC ABS_ABS		12/13/2022	VARIOUS		114,660,851	117,188,439	
55068*-AB-9	LUX AETERNA 2022-2 LLC ABS_ABS		12/13/2022	VARIOUS		13,982,860	13,987,260	
55068*-AC-7	LUX AETERNA 2022-2 LLC ABS_ABS		12/13/2022	VARIOUS		4,585,086	5,048,898	
552754-AA-1	MFRATRUSTMFRA_20-NQM1 SUPSEN WHOLE_CMO		11/17/2022	3RDPARTY		224,152	253,279	208
55283W-AA-9	MFA TRUST MFRA_21-NQM2 SENIOR WHOLE_CMO		10/28/2022	3RDPARTY		688,134	911,436	
55316V-AA-2	MHC COMMERCIAL MORTGAGE TRUST LCF SENIOR		12/06/2022	3RDPARTY		3,013,725	3,120,000	9,321
55820C-AJ-4	MDPK_18-29A MEZZANIN ABS_ABS_29 144A		04/01/2022	3RDPARTY		2,414,993	2,431,451	12,026
55903V-AN-3	WARNERMEDIA HOLDINGS INC SENIOR CORP_BND		03/09/2022	3RDPARTY		2,000,000	2,000,000	
55903V-AQ-6	WARNERMEDIA HOLDINGS INC SENIOR CORP_BND		03/09/2022	3RDPARTY		3,250,000	3,250,000	

ANNUAL STATEMENT FOR THE YEAR 2022 OF THE AMERICAN EQUITY INVESTMENT LIFE INSURANCE COMPANY

SCHEDULE D - PART 3

Showing All Long-Term Bonds and Stocks ACQUIRED During Current Year

1	2	3	4	5	6	7	8	9
CUSIP Identification	Description	Foreign	Date Acquired	Name of Vendor	Number of Shares of Stock	Actual Cost	Par Value	Paid for Accrued Interest and Dividends
565130-AA-9	MAPLE GROVE FUNDING TRUST I SENIOR CORP		01/19/2022	3RD PARTY		4,933,750	5,000,000	55,480
56846J-AC-2	MARNR_18-6A SENIOR ABS_ABS_18-6A_144A		11/22/2022	3RD PARTY		5,821,860	6,000,000	28,251
568470-AA-9	MARINER FINANCE ISSUANCE TRUST SENIOR AB		10/11/2022	3RD PARTY		5,750,814	5,793,000	
571748-AK-8	MARSH & MCLENNAN COMPANIES INC SENIOR CO		10/07/2022	3RD PARTY		8,143,520	8,000,000	92,694
571748-BS-0	MARSH & MCLENNAN COMPANIES INC SENIOR CO		12/09/2022	3RD PARTY		3,298,148	2,800,000	20,903
582839-AF-3	MEAD JOHNSON NUTRITION CO SENIOR CORP_BN		11/16/2022	3RD PARTY		5,219,491	5,020,000	13,164
58403Y-AD-8	MED TRUST MED_21-MDLN SENIOR_CMBS_21-MD		11/30/2022	3RD PARTY		2,962,538	3,090,000	7,042
585055-AQ-9	MEDTRONIC INC SENIOR CORP_BND		11/16/2022	3RD PARTY		3,081,034	2,770,000	31,009
585055-BU-9	MEDTRONIC INC SENIOR CORP_BND		01/19/2022	3RD PARTY		8,658,650	7,000,000	113,313
589331-AM-9	MERCK & CO INC SENIOR CORP_BND		11/16/2022	3RD PARTY		5,878,588	5,465,000	1,746
58933Y-BF-1	MERCK & CO INC SENIOR CORP_BND		01/27/2022	3RD PARTY		18,843,900	20,000,000	62,639
58933Y-BG-9	MERCK & CO INC SENIOR CORP_BND		02/01/2022	3RD PARTY		17,681,920	19,000,000	64,203
59217G-ET-2	METROPOLITAN LIFE GLOBAL FUNDI SECURED C		01/03/2022	3RD PARTY		16,461,048	16,480,000	
615369-AE-5	MOODY'S CORPORATION SENIOR CORP_BND		04/25/2022	3RD PARTY		2,512,490	2,349,000	34,941
615369-AY-1	MOODY'S CORPORATION SENIOR CORP_BND		04/06/2022	3RD PARTY		19,843,426	20,275,000	13,438
617446-BY-8	MORGAN STANLEY SENIOR CORP_BND		01/10/2022	3RD PARTY		23,425,000	25,000,000	324,954
61747Y-EH-4	MORGAN STANLEY SENIOR CORP_BND		03/28/2022	3RD PARTY		6,717,375	7,500,000	84,223
61747Y-EL-5	MORGAN STANLEY SENIOR CORP_BND		05/10/2022	3RD PARTY		27,909,295	29,485,000	110,608
61747Y-ES-0	MORGAN STANLEY SUB CORP_BND		04/18/2022	3RD PARTY		14,505,000	14,505,000	
61946K-AA-2	MOSAIC SOLAR LOANS LLC MSAIC_2 ABS_ABS		12/12/2022	3RD PARTY		7,362,689	7,363,000	
62213L-AA-4	MOUNT NITTANY MEDICAL CENTER SENIOR CORP		03/25/2022	3RD PARTY		19,886,053	20,160,000	27,790
631103-AM-0	NASDAQ INC SENIOR CORP_BND		04/06/2022	3RD PARTY		1,524,128	1,580,000	3,401
63902H-BF-5	NATURE CONSERVANCY SENIOR CORP_BND		03/24/2022	3RD PARTY		14,420,300	14,362,000	13,740
63940Y-AB-2	NAVIENT STUDENT LOAN TRUST NAV SENIOR AB		12/08/2022	3RD PARTY		585,433	619,710	1,455
63941C-AC-7	NAVIENT STUDENT LOAN TRUST NAV SENIOR AB		12/08/2022	3RD PARTY		1,197,285	1,233,896	4,558
63941F-AB-2	NAVIENT STUDENT LOAN TRUST NAV SENIOR AB		10/28/2022	3RD PARTY		2,039,346	2,291,400	2,505
63942A-AB-2	NAVIENT STUDENT LOAN TRUST NAV SENIOR AB		12/08/2022	3RD PARTY		829,989	860,650	3,146
63942L-AA-0	NAVIENT PRIVATE EDUCATION LOAN ABS_ABS		10/12/2022	3RD PARTY		8,222,069	9,701,557	7,346
63946B-AG-5	NBCUNIVERSAL MEDIA LLC SENIOR CORP_BND		11/16/2022	3RD PARTY		10,356,992	10,000,000	76,028
64131T-AQ-7	NEUBERGER BERMAN CLO LTD NEUB_ABS_ABS_1		12/01/2022	3RD PARTY		710,400	750,000	5,593
64132D-AJ-7	NEUBERGER BERMAN CLO LTD NEUB SENIOR ABS		10/13/2022	3RD PARTY		2,425,000	2,500,000	23,297
64831V-AA-0	NEW RESIDENTIAL MORTGAGE LOAN SENIOR WHO		10/04/2022	3RD PARTY		3,398,301	3,430,612	23,999
65339K-AV-2	NEXTERA ENERGY CAPITAL HOLDING JRSUB COR		01/21/2022	3RD PARTY		2,114,880	2,000,000	13,333
65357L-AJ-4	NIAPK_19-1A ABS_ABS_19-1A_144A		12/20/2022	3RD PARTY		4,900,000	5,000,000	46,559
655844-CD-8	NORFOLK SOUTHERN CORPORATION SENIOR CORP		04/06/2022	3RD PARTY		1,825,340	2,000,000	29,656
665772-CR-8	NORTHERN STATES POWER COMPANY SECURED CO		12/27/2022	3RD PARTY		774,367	1,100,000	10,279
665859-AX-2	NORTHERN TRUST CORPORATION SUB CORP_BND		10/26/2022	3RD PARTY		1,913,203	1,920,000	
668138-AA-8	NORTHWESTERN MUTUAL LIFE INSUR SUB CORP		01/04/2022	3RD PARTY		2,981,152	2,680,000	27,515
66934#-AA-6	LARVIKSFJORDEN LTD CORP_BND		06/27/2022	INTEREST CAPITALIZATION		377,277	377,277	
67021C-AT-4	NSTAR ELECTRIC CO SENIOR CORP_BND		09/12/2022	3RD PARTY		7,005,390	7,000,000	
67085K-AA-0	OFFUTT AFB AMER FIRST QUINTYS L MUNITAX_B		01/31/2022	INTEREST CAPITALIZATION		2	2	
67097L-AH-9	OCP CLO LTD OCP_17-13A SENIOR ABS_ABS_1		12/14/2022	3RD PARTY		4,661,875	4,750,000	29,605
67107K-AZ-9	OCP CLO LTD OCP_14-7A SENIOR ABS_ABS_14		12/19/2022	3RD PARTY		1,020,625	1,031,914	9,530
67117Y-AA-2	OBX TRUST OBX_22-NQM8 WHOLE_CMO_22-NQM8		09/26/2022	3RD PARTY		17,480,612	17,612,756	80,578
67118L-AA-9	OBX TRUST OBX_22-NQM9 WHOLE_CMO_22-NQM9		12/02/2022	3RD PARTY		5,038,821	5,057,586	33,528
67578B-AA-4	OCTAGON INVESTMENT PARTNERS XX SENIOR AB		11/08/2022	3RD PARTY		3,426,571	3,486,505	11,689
67590A-BP-6	OCTAGON INVESTMENT PARTNERS XI SENIOR AB		11/04/2022	3RD PARTY		5,377,014	5,471,618	16,816
67590G-BJ-7	OCTAGON INVESTMENT PARTNERS XV SUB ABS_A		12/19/2022	3RD PARTY		965,810	1,000,000	8,643
678858-BL-4	OKLAHOMA GAS AND ELECTRIC COMP SENIOR CO		11/16/2022	3RD PARTY		3,898,119	4,000,000	107,900
68233J-BH-6	ONCOR ELECTRIC DELIVERY COMPAN SECURED C		10/11/2022	3RD PARTY		3,599,739	3,900,000	59,323
68233J-CD-4	ONCOR ELECTRIC DELIVERY COMPAN SECURED C		05/09/2022	TAX FREE EXCHANGE		12,694,090	12,940,000	971
68267H-AA-5	ONEMAIN FINANCIAL ISSUANCE TRU SENIOR AB		04/21/2022	3RD PARTY		25,844,585	25,849,000	
68269M-AB-0	ONEMAIN FINANCIAL ISSUANCE TRU ABS_ABS		10/25/2022	3RD PARTY		3,984,559	4,327,000	5,509
68269P-AA-5	ONEMAIN FINANCIAL ISSUANCE TRU ABS_ABS		12/08/2022	3RD PARTY		38,990,251	38,993,000	
68389X-BM-6	ORACLE CORPORATION SENIOR CORP_BND		10/07/2022	3RD PARTY		4,516,400	5,000,000	32,021

ANNUAL STATEMENT FOR THE YEAR 2022 OF THE AMERICAN EQUITY INVESTMENT LIFE INSURANCE COMPANY

SCHEDULE D - PART 3

Showing All Long-Term Bonds and Stocks ACQUIRED During Current Year

1	2	3	4	5	6	7	8	9
CUSIP Identification	Description	Foreign	Date Acquired	Name of Vendor	Number of Shares of Stock	Actual Cost	Par Value	Paid for Accrued Interest and Dividends
68902V-AL-1	OTIS WORLDWIDE CORP SENIOR CORP_BND03/25/2022	3RD PARTY		6,525,750	7,500,000	28,527
69122J-AC-0	CIVIL ROCK CAPITAL CORPORATION SENIOR COR09/28/2022	TAX FREE EXCHANGE		9,767,123	10,000,000	144,097
693304-BD-8	PECO ENERGY CO SECURED CORP_BND05/17/2022	3RD PARTY		1,505,039	1,516,000	
693342-AD-9	PG&E WILDFIRE RECOVERY FUNDING SENIOR CO05/03/2022	3RD PARTY		62,607,040	62,609,000	
693342-AE-7	PG&E WILDFIRE RECOVERY FUNDING SENIOR CO05/03/2022	3RD PARTY		69,954,593	69,957,000	
69346Y-AP-8	PK AIRFINANCE PAF_20 ABS_ABS _2012/05/2022	3RD PARTY		6,956,694	6,956,694	
69346Y-AQ-6	PK AIRFINANCE PAF_20 ABS_ABS _2012/05/2022	3RD PARTY		6,068,887	6,068,887	
69346Y-AR-4	PK AIRFINANCE PAF_20 ABS_ABS _2012/05/2022	3RD PARTY		609,539	609,539	
69346Y-AU-7	PK AIRFINANCE PAF_20 ABS_ABS _2012/05/2022	3RD PARTY		3,577,728	3,577,728	
693475-AZ-8	PNC FINANCIAL SERVICES GROUP I SENIOR CO10/12/2022	3RD PARTY		4,278,248	5,200,000	30,203
693475-BK-0	PNC FINANCIAL SERVICES GROUP I SENIOR CO12/09/2022	3RD PARTY		10,129,600	10,000,000	16,359
69354W-AF-3	PNMAC GMSR ISSUER TRUST PNMSR ABS_ABS _211/29/2022	3RD PARTY		6,652,223	7,000,000	6,044
69377T-AA-4	PRKOM TRUST PRKOM_22-AFC2 WHOLE_CMO _22-12/09/2022	3RD PARTY		4,834,337	4,954,325	8,810
69378K-AA-2	PRPM LLC PRPM_22-NQM1 WHOLE_CMO _22-NQM110/05/2022	3RD PARTY		9,601,868	9,897,500	61,997
695114-CJ-5	PACIFICORP SECURED CORP_BND11/16/2022	3RD PARTY		4,534,798	4,280,000	92,103
695156-AV-1	PACKAGING CORP OF AMERICA SENIOR CORP_BN03/02/2022	3RD PARTY		1,215,531	1,196,000	10,629
695156-AW-9	PACKAGING CORP OF AMERICA SENIOR CORP_BN02/09/2022	3RD PARTY		4,528,950	5,000,000	59,306
69701C-AA-8	PALMER SQUARE LOAN FUNDING LTD ABS_ABS12/07/2022	3RD PARTY		11,325,941	11,480,933	83,052
69701Y-AA-0	PALMER SQUARE LOAN FUNDING LTD ABS_ABS11/30/2022	3RD PARTY		7,683,039	7,787,546	34,031
69702B-AA-9	PALMER SQUARE LOAN FUNDING LTD ABS_ABS12/01/2022	3RD PARTY		14,381,821	14,598,181	77,958
705322-AM-7	PEDERNALES ELECTRIC COOP INC LN1 CORP_BN01/01/2022	TAX FREE EXCHANGE		2,286,256		
713448-BP-2	PEPSICO INC SENIOR CORP_BND11/16/2022	3RD PARTY		24,151,449	22,955,000	427,856
716808-AL-0	PETROS PACE FINANCE LLC SECURED ABS_ABS01/01/2022	3RD PARTY		(618,082)	(596,022)	(1,772)
718547-AC-6	PHILLIPS 66 CO SENIOR CORP_BND 144A04/19/2022	TAX FREE EXCHANGE		649,931	650,000	5,207
718547-AL-6	PHILLIPS 66 CO SENIOR CORP_BND 144A05/05/2022	TAX FREE EXCHANGE		15,145,106	15,000,000	156,000
74166Y-AC-4	PRIMROSE SCHOOLS PROSE_22-1 ABS_ABS 14405/25/2022	3RD PARTY		14,962,500	14,962,500	
74251V-AF-9	PRINCIPAL FINANCIAL GROUP INC SENIOR COR03/21/2022	3RD PARTY		3,588,989	3,350,000	3,443
742718-DB-2	PROCTER & GAMBLE CO SENIOR CORP_BND11/16/2022	3RD PARTY		8,853,889	8,053,000	119,363
742718-DF-3	PROCTER & GAMBLE CO SENIOR CORP_BND11/16/2022	3RD PARTY		4,778,007	4,395,000	48,785
743263-AE-5	PROGRESS ENERGY INC SENIOR CORP_BND10/25/2022	3RD PARTY		2,586,552	2,354,000	28,379
743263-AG-0	PROGRESS ENERGY INC SENIOR CORP_BND10/25/2022	3RD PARTY		2,159,716	2,050,000	70,554
74340X-BX-8	PROLOGIS LP SENIOR CORP_BND10/04/2022	TAX FREE EXCHANGE		744,826	750,000	1,583
74340X-CC-3	PROLOGIS LP SENIOR CORP_BND09/14/2022	TAX FREE EXCHANGE		50,812	50,000	140
74368C-BJ-2	PROTECTIVE LIFE GLOBAL FUNDING SECURED C01/06/2022	3RD PARTY		2,632,000	2,632,000	
744320-BA-9	PRUDENTIAL FINANCIAL INC SENIOR CORP_BND01/04/2022	3RD PARTY		22,138,760	19,173,000	59,533
747525-AK-9	QUALCOMM INCORPORATED SENIOR CORP_BND04/11/2022	3RD PARTY		4,930,830	4,500,000	85,800
747525-BR-3	QUALCOMM INCORPORATED SENIOR CORP_BND05/11/2022	3RD PARTY		2,489,750	2,500,000	1,250
75115G-AA-6	RESIDENTIAL ACCREDIT LOANS INC SUPSEN AB05/25/2022	3RD PARTY		9,722,979	10,301,774	
75458J-AB-3	RAYBURN COUNTRY SECURITIZATION SENIOR CO02/04/2022	3RD PARTY		55,357,000	55,357,000	
75574E-AA-5	READYCAP COMMERCIAL MORTGAGE T SENIOR_CM12/07/2022	3RD PARTY		5,196,131	5,212,420	13,147
756109-AX-2	REALTY INCOME CORPORATION SENIOR CORP_BN10/12/2022	3RD PARTY		4,193,550	5,000,000	40,174
760719-BH-6	HSBC USA INC SUB CORP_BND03/03/2022	3RD PARTY		11,165,980	7,000,000	72,800
761120-AE-4	RESIDENTIAL ASSET SECURITIZATI SUPSEN WH07/01/2022	INTEREST CAPITALIZATION				
773903-AM-1	ROCKWELL AUTOMATION INC SENIOR CORP_BND12/08/2022	3RD PARTY		3,108,175	4,680,000	42,588
78433L-AE-6	SCERFL_22-A CORP_BND 2.943% 11/15/4402/08/2022	3RD PARTY		28,280,760	28,283,000	
78449D-AC-0	SMB PRIVATE EDUCATION LOAN TRU SENIOR AB12/06/2022	3RD PARTY		1,223,850	1,269,060	2,243
78485K-AE-5	STARWOOD COMMERCIAL MORTGAGE T ABS_ABS01/20/2022	3RD PARTY		13,500,000	13,500,000	
78485K-AL-9	STARWOOD COMMERCIAL MORTGAGE T ABS_ABS11/29/2022	3RD PARTY		11,946,733	12,000,000	2,321
78486Q-AF-8	SVB FINANCIAL GROUP SENIOR CORP_BND03/28/2022	3RD PARTY		2,598,960	3,000,000	8,700
79588T-AE-0	SAMMONS FINANCIAL GROUP INC SENIOR CORP04/05/2022	3RD PARTY		9,998,400	10,000,000	
797426-AG-8	SAN DIEGO FAMILY HOUSING LLC SENIOR MUNI11/30/2022	INTEREST CAPITALIZATION		200,562	200,562	
80282K-BC-9	SANTANDER HOLDINGS USA INC SENIOR CORP_B01/03/2022	3RD PARTY		13,405,000	13,405,000	
80286N-AF-3	SANTANDER DRIVE AUTO RECEIVABL SUB ABS_A12/14/2022	3RD PARTY		3,529,597	3,589,896	75
80287E-AD-7	SANTANDER DRIVE AUTO RECEIVABL SUB ABS_A12/15/2022	3RD PARTY		9,791,667	9,887,842	659
808513-BW-4	CHARLES SCHWAB CORPORATION TH SENIOR CO01/01/2022	TAX FREE EXCHANGE		18,065		

ANNUAL STATEMENT FOR THE YEAR 2022 OF THE AMERICAN EQUITY INVESTMENT LIFE INSURANCE COMPANY

SCHEDULE D - PART 3

Showing All Long-Term Bonds and Stocks ACQUIRED During Current Year

1	2	3	4	5	6	7	8	9
CUSIP Identification	Description	Foreign	Date Acquired	Name of Vendor	Number of Shares of Stock	Actual Cost	Par Value	Paid for Accrued Interest and Dividends
816851-BP-3	SEMPRA ENERGY SENIOR CORP_BND		03/21/2022	3RD PARTY		2,400,987	2,410,000	
81685V-AA-1	SEMPRA INFRASTRUCTURE PARTNERS SENIOR CO		01/06/2022	3RD PARTY		4,945,150	5,000,000	
817826-AF-7	7-ELEVEN INC SENIOR CORP_BND 144A		05/12/2022	3RD PARTY		2,637,288	3,715,000	24,350
817826-AG-5	7-ELEVEN INC SENIOR CORP_BND 144A		02/11/2022	3RD PARTY		11,294,336	13,545,000	4,490
83012K-AA-5	SIXTH STREET CLO XVI LTD SIXST SENIOR AB		12/14/2022	3RD PARTY		6,098,029	6,244,462	52,822
83192C-AC-1	SMB PRIVATE EDUCATION LOAN TRU SENIOR AB		12/06/2022	3RD PARTY		1,086,201	1,115,483	3,473
832696-AT-5	J M SMUCKER CO SENIOR CORP_BND		03/25/2022	3RD PARTY		5,007,034	5,643,000	7,790
833034-AM-3	SNAP-ON INCORPORATED SENIOR CORP_BND		02/08/2022	3RD PARTY		4,378,420	4,550,000	38,789
833794-AA-8	SODEXO INC SENIOR CORP_BND 144A		01/03/2022	3RD PARTY		5,935,380	6,000,000	21,514
83405Y-AA-0	SOFT PROFESSIONAL LOAN PROGRAM SENIOR AB		11/09/2022	3RD PARTY		616,759	783,496	650
842400-FL-2	SOUTHERN CALIFORNIA EDISON COM SECURED C		11/16/2022	3RD PARTY		7,039,491	7,000,000	72,936
842400-FP-3	SOUTHERN CALIFORNIA EDISON COM SECURED C		12/08/2022	3RD PARTY		2,240,238	2,200,000	29,242
842400-GJ-6	SOUTHERN CALIFORNIA EDISON COM SECURED C		10/07/2022	3RD PARTY		1,832,100	2,000,000	8,314
842400-HN-6	SOUTHERN CALIFORNIA EDISON COM SECURED C		01/10/2022	3RD PARTY		24,253,234	24,335,000	
843646-AU-4	SOUTHERN POWER COMPANY SENIOR CORP_BND		01/11/2022	3RD PARTY		10,622,304	8,800,000	33,880
85213X-AA-9	SPRUCE HILL MORTGAGE ACQUISITI WHOLE_CMO		11/14/2022	3RD PARTY		3,251,009	3,629,338	19,014
85236#-AA-1	SUNNOVA RAYS 1 SENIOR CORP_BND		01/31/2022	INTEREST CAPITALIZATION		26,525	26,525	
85236K-AA-0	STACK INFRASTRUCTURE ISSUER LL SENIOR AB		12/05/2022	3RD PARTY		10,546,511	10,578,333	24,255
85236W-CE-4	SREIT TRUST SREIT_21-MFP2 SENIOR_CMBS_2		12/06/2022	3RD PARTY		2,731,200	2,845,000	8,538
854502-AJ-0	STANLEY BLACK & DECKER INC SENIOR CORP_B		12/08/2022	3RD PARTY		3,575,562	3,417,000	32,301
854502-AN-1	STANLEY BLACK & DECKER INC SENIOR CORP_B		02/08/2022	3RD PARTY		5,422,042	6,203,000	40,276
855244-AS-8	STARBUCKS CORPORATION SENIOR CORP_BND		02/09/2022	3RD PARTY		26,955,683	23,750,000	248,313
855244-BA-6	STARBUCKS CORPORATION SENIOR CORP_BND		03/14/2022	3RD PARTY		12,142,020	12,000,000	77,972
857477-BU-6	STATE STREET CORP SENIOR CORP_BND		05/10/2022	3RD PARTY		1,905,000	1,905,000	
857477-BY-8	STATE STREET CORP SENIOR CORP_BND		12/09/2022	3RD PARTY		5,516,293	5,300,000	33,417
863667-AN-1	STRYKER CORPORATION SENIOR CORP_BND		01/03/2022	3RD PARTY		5,881,590	5,500,000	58,819
86772R-AA-3	SUNRUN JUPITER ISSUER 2022-1 L ABS_ABS		04/26/2022	3RD PARTY		9,381,345	9,458,306	
87162W-AD-2	TD SYNnex CORP SENIOR CORP_BND		07/14/2022	TAX FREE EXCHANGE		3,273,748	3,300,000	18,563
87162W-AK-6	TD SYNnex CORP SENIOR CORP_BND		07/14/2022	TAX FREE EXCHANGE		48,546	50,000	574
87246M-AS-1	TICP_16-6ARR SENIOR ABS_ABS_16-6A 144A		11/10/2022	3RD PARTY		3,871,600	4,000,000	16,753
87248T-AQ-8	TICP CLO LTD TICP_17-7A MEZZANIN ABS_ABS		10/27/2022	3RD PARTY		233,580	255,000	618
87249Q-AC-4	TICP CLO LTD TICP_18-11A MEZZANIN ABS_AB		11/16/2022	3RD PARTY		9,687,100	10,000,000	54,749
87250R-AA-2	TICP CLO LTD TICP_20-15A SENIOR ABS_ABS		12/15/2022	3RD PARTY		2,957,430	3,000,000	27,613
87250R-AB-0	TICP CLO LTD TICP_20-15A SENIOR ABS_ABS		12/14/2022	3RD PARTY		2,903,730	3,000,000	28,227
87264A-AZ-8	T-MOBILE USA INC SECURED CORP_BND		03/02/2022	3RD PARTY		1,289,313	1,250,000	21,719
87264A-BU-8	T-MOBILE USA INC SENIOR CORP_BND		10/07/2022	3RD PARTY		1,813,120	2,000,000	25,813
87264A-CT-0	T-MOBILE USA INC SECURED CORP_BND		06/22/2022	TAX FREE EXCHANGE		4,846,818	5,000,000	34,944
88240T-AD-3	TEMSF_20-22 ABS_ABS_20-22 144A		06/08/2022	3RD PARTY		759,922	760,000	
88444N-AS-7	THOMAS JEFFERSON UNIVERSITY CORP_BND		02/01/2022	3RD PARTY		13,237,900	13,000,000	1,389
889175-BD-6	TOLEDO EDISON CO THE SECURED CORP_BND		11/16/2022	3RD PARTY		12,186,633	11,738,000	4,010
89256B-AA-7	TRADEMARK ROYALTY 2021-1 LLC CORP_BND		01/31/2022	INTEREST CAPITALIZATION		1,114,364	1,114,364	
89413C-AE-7	TRAPEZA CDO LLC TRAP_06-10A SENIOR ABS_A		02/16/2022	3RD PARTY		2,388,750	3,000,000	3,103
89788W-AG-7	TRUIST FINANCIAL CORP SENIOR CORP_BND		12/09/2022	3RD PARTY		8,649,720	9,000,000	7,215
90355J-AB-6	USO 1201L LLC CORP_BND 144A		03/28/2022	3RD PARTY		11,250,000	11,250,000	
907818-EY-0	UNION PACIFIC CORPORATION SENIOR CORP_BN		10/11/2022	3RD PARTY		7,529,020	8,000,000	28,967
907818-FE-3	UNION PACIFIC CORPORATION SENIOR CORP_BN		01/07/2022	3RD PARTY		16,005,046	13,874,000	222,254
907818-FK-9	UNION PACIFIC CORPORATION SENIOR CORP_BN		01/26/2022	3RD PARTY		14,484,756	14,300,000	223,338
907818-FY-9	UNION PACIFIC CORPORATION SENIOR CORP_BN		02/09/2022	3RD PARTY		6,811,134	6,820,000	
907818-FZ-6	UNION PACIFIC CORPORATION SENIOR CORP_BN		02/09/2022	3RD PARTY		7,248,581	7,265,000	
907818-GA-0	UNION PACIFIC CORPORATION SENIOR CORP_BN		02/09/2022	3RD PARTY		10,522,043	10,550,000	
913017-BS-7	RAYTHEON TECHNOLOGIES CORPORAT SENIOR CO		11/16/2022	3RD PARTY		9,120,892	9,000,000	45,600
913017-BT-5	RAYTHEON TECHNOLOGIES CORPORAT SENIOR CO		05/10/2022	3RD PARTY		2,922,570	3,000,000	60,375
91324P-AR-3	UNITEDHEALTH GROUP INC SENIOR CORP_BND		11/16/2022	3RD PARTY		12,885,012	12,200,000	121,864
91324P-EL-2	UNITEDHEALTH GROUP INC SENIOR CORP_BND		05/17/2022	3RD PARTY		2,402,225	2,426,000	
91324P-ET-5	UNITEDHEALTH GROUP INC SENIOR CORP_BND		10/27/2022	3RD PARTY		8,608,208	8,400,000	3,227

ANNUAL STATEMENT FOR THE YEAR 2022 OF THE AMERICAN EQUITY INVESTMENT LIFE INSURANCE COMPANY

SCHEDULE D - PART 3

Showing All Long-Term Bonds and Stocks ACQUIRED During Current Year

1	2	3	4	5	6	7	8	9
CUSIP Identification	Description	Foreign	Date Acquired	Name of Vendor	Number of Shares of Stock	Actual Cost	Par Value	Paid for Accrued Interest and Dividends
913903-BA-7	UNIVERSAL HEALTH SERVICES INC SECURED CO		12/22/2022	TAX FREE EXCHANGE		49,055	50,000	604
917435-AB-5	UTAH HSG CORP MILITARY HSG MUNITAX_BND R		06/30/2022	INTEREST CAPITALIZATION		111,825	111,825
92257P-AA-9	VELOCITY COMMERCIAL CAPITAL LO SENIOR_CM		09/30/2022	3RDPARTY		14,799,344	14,799,660	102,562
92332T-AF-9	VENTURE CDO LTD VENTR_20-39A SENIOR ABS		04/01/2022	3RDPARTY		4,985,895	5,000,000	45,515
92343V-FD-1	VERIZONCOMMUNICATIONSINC SENIOR CORP_BND		04/06/2022	3RDPARTY		1,963,940	2,000,000	3,556
92343V-GB-4	VERIZONCOMMUNICATIONSINC SENIOR CORP_BND		01/10/2022	3RDPARTY		15,448,800	15,000,000	162,708
92343V-GC-2	VERIZONCOMMUNICATIONSINC SENIOR CORP_BND		01/10/2022	3RDPARTY		15,451,650	15,000,000	169,583
92343V-GP-3	VERIZONCOMMUNICATIONSINC SENIOR CORP_BND		02/16/2022	3RDPARTY		15,562,699	15,728,000
92344G-AM-8	VERIZONCOMMUNICATIONSINC SENIOR CORP_BND		10/11/2022	3RDPARTY		7,882,338	7,000,000	198,034
924922-AA-5	VERUS SECURITIZATION TRUST VER SENIOR VIH		10/06/2022	3RDPARTY		3,473,852	3,523,024	7,195
924923-AA-3	VERUS SECURITIZATION TRUST VER WHOLE_CMO		11/03/2022	3RDPARTY		3,961,162	4,001,842	27,927
92538B-AA-1	VERUS SECURITIZATION TRUST VER WHOLE_CMO		11/17/2022	3RDPARTY		3,437,085	4,025,868	1,834
92538L-AA-9	VERUS SECURITIZATION TRUST VER SENIOR VIH		11/04/2022	3RDPARTY		1,722,498	1,943,238	568
92538U-AA-9	VERUS SECURITIZATION TRUST VER SENIOR VIH		11/29/2022	3RDPARTY		3,316,636	3,659,105	5,772
92556V-AD-8	VIATRIS INC SENIOR CORP_BND		01/01/2022	TAX FREE EXCHANGE		30,553
927804-GJ-7	VIRGINIA ELECTRIC AND POWER CO SENIOR CO		05/16/2022	3RDPARTY		2,092,568	2,122,000
92915P-AH-8	VOYA CLO LTD INGIN_14-1A SENIOR ABS_ABS		11/03/2022	3RDPARTY		10,112,172	10,395,997	27,329
92916G-BE-3	VOYA CLO LTD INGIN_12-4A SENIOR ABS_ABS		12/15/2022	3RDPARTY		1,963,600	2,000,000	17,777
92917K-AA-2	VOYA CLO LTD VOYA_18-3A SENIOR ABS_ABS		10/13/2022	3RDPARTY		976,000	1,000,000
92917N-AJ-7	VOYA CLO LTD VOYA_19-1A SENIOR ABS_ABS		11/29/2022	3RDPARTY		786,096	800,000	5,139
929903-AM-4	WELLS FARGO & COMPANY SUB CORP_BND		11/16/2022	3RDPARTY		9,933,052	10,200,000	165,183
931142-CK-7	WALMART INC SENIOR CORP_BND		11/16/2022	3RDPARTY		3,098,821	2,600,000	43,189
931142-CM-3	WALMART INC SENIOR CORP_BND		11/16/2022	3RDPARTY		11,920,470	10,450,000	57,591
931427-AT-5	WALGREENS BOOTS ALLIANCE INC SENIOR CORP		08/31/2022	3RDPARTY		3,967,750	5,000,000	78,014
93884P-DW-7	WASHINGTON GAS LIGHT COMPANY SENIOR CORP		04/21/2022	3RDPARTY		13,833,000	15,000,000	63,267
93934F-HC-9	WASHINGTON MUTUAL MORTGAGE PAS WHOLE_CMO		02/14/2022	3RDPARTY		3,007,585	3,136,822	1,094
940663-AC-1	WASHINGTON UNIVERSITY CORP_BND		03/31/2022	3RDPARTY		5,000,000	5,000,000
94950H-AG-0	WELLFLEET CLO LTD WELF_17-3A MEZZANIN AB		06/28/2022	3RDPARTY		1,389,396	1,500,000	11,225
94990E-AA-2	WELLSFARGOCOMMERCIALMORTGAG LCF SENIOR_C		12/08/2022	3RDPARTY		723,000	800,000	992
95000U-2L-6	WELLS FARGO & COMPANY SENIOR CORP_BND		10/25/2022	3RDPARTY		3,603,160	4,000,000	11,444
95000U-2O-5	WELLS FARGO & COMPANY SENIOR CORP_BND M		01/10/2022	3RDPARTY		9,895,400	10,000,000	61,360
95000U-2U-6	WELLS FARGO & COMPANY SENIOR CORP_BND		02/23/2022	3RDPARTY		31,744,000	31,744,000
95000U-2V-4	WELLS FARGO & COMPANY SENIOR CORP_BND		03/17/2022	3RDPARTY		4,345,000	4,345,000
95000U-2Z-5	WELLS FARGO & COMPANY SENIOR CORP_BND		04/18/2022	3RDPARTY		36,710,000	36,710,000
95040Q-AC-8	WELLTOWER INC SENIOR CORP_BND		01/03/2022	3RDPARTY		7,711,200	7,000,000	77,681
96042Q-AJ-9	WESTLAKE AUTOMOBILE RECEIVABLE SUB ABS_A		12/20/2022	3RDPARTY		18,586,983	19,103,000	2,539
962166-CB-8	WEYERHAEUSER COMPANY SENIOR CORP_BND		02/23/2022	3RDPARTY		8,033,246	8,175,000
96332H-CG-2	WHIRLPOOL CORPORATION SENIOR CORP_BND		01/07/2022	3RDPARTY		12,241,800	10,000,000	185,972
BANOVU-VQ-0	TIDEWATER AUTO RECEIVABLES TRU ABS_ABS		10/20/2022	VARIOUS		1,392,226	1,392,226
BANOVU-VR-8	TIDEWATER AUTO RECEIVABLES TRU ABS_ABS		10/20/2022	VARIOUS		301,122	301,122
BANOVU-VS-6	TIDEWATER AUTO RECEIVABLES TRU ABS_ABS		10/20/2022	VARIOUS		149,224	149,224
BME56R-LM-8	PETROS PACE FINANCE LLC SECURED CORP_BND		06/08/2022	3RDPARTY		7,122,674	6,957,687	49,076
BMSOIT-9Z-6	BRIGHTWOOD CAPITAL MM CLO BWCA ABS_ABS		01/28/2022	3RDPARTY		14,250,000	14,250,000
BMSOZC-TM-7	WARNERMEDIA HOLDINGS INC SENIOR CORP_BND		05/06/2022	3RDPARTY		2,343,863	2,500,000	10,295
BMS1MD-FY-6	ACM A1F-E P2 CL JV GPCC SPE 2 ABS_ABS		12/16/2022	VARIOUS		66,735,357	66,735,357
BMS1MD-H4-0	ACM A1F-E P2 CL JV GPCC SPE 2 ABS_ABS		12/12/2022	VARIOUS		14,091,529	14,091,529
BMS1QK-H7-3	SCF FUNDING LLC SENIOR CORP_BND		11/29/2022	3RDPARTY		20,000,000	20,000,000
R9836#-AA-6	WELCO ECO SHIP AS SENIOR CORP_BND		04/30/2022	INTEREST CAPITALIZATION		23,261	23,261
T50136-75-2	HPS CORPORATE LENDING FUND SENIOR CORP_B		10/28/2022	3RDPARTY		15,000,000	15,000,000
009088-AA-3	AIR CANADA 2015-2 PASS THROUGH SECURED C	A.....	06/30/2022	INTEREST CAPITALIZATION		4	4
009088-AB-1	AIR CANADA 2015-2 PASS THROUGH SECURED C	A.....	01/31/2022	INTEREST CAPITALIZATION		18	18
01626P-AG-1	ALIMENTATION COUCHE-TARD INC SENIOR CORP	A.....	04/21/2022	3RDPARTY		18,860,681	17,041,000	311,456
06368D-H7-2	BANK OF MONTREAL SUB CORP_BND	A.....	01/05/2022	3RDPARTY		16,305,000	16,305,000
0778FP-AB-5	BELL TELEPHONE COMPANY OF CANA SENIOR CO	A.....	03/09/2022	3RDPARTY		654,319	628,000	3,150
0778FP-AJ-8	BELL TELEPHONE COMPANY OF CANA SENIOR CO	A.....	02/08/2022	3RDPARTY		62,326,876	62,865,000
12532H-AF-1	CGI INC SENIOR CORP_BND	A.....	06/09/2022	TAX FREE EXCHANGE		48,522	50,000	294

ANNUAL STATEMENT FOR THE YEAR 2022 OF THE AMERICAN EQUITY INVESTMENT LIFE INSURANCE COMPANY

SCHEDULE D - PART 3

Showing All Long-Term Bonds and Stocks ACQUIRED During Current Year

1	2	3	4	5	6	7	8	9
CUSIP Identification	Description	Foreign	Date Acquired	Name of Vendor	Number of Shares of Stock	Actual Cost	Par Value	Paid for Accrued Interest and Dividends
775109-BS-9	ROGERS COMMUNICATIONS INC CORP BND 144A	A	02/03/2022	3RDPARTY		10,000,000	10,000,000	
775109-CD-1	ROGERS COMMUNICATIONS INC SENIOR CORP BN	A	03/07/2022	3RDPARTY		2,444,239	2,471,000	
77500N-AV-8	ROGERS COMMUNICATIONS INC SENIOR CORP BN	A	08/24/2022	DIRECT			8,850,000	
775PMT-AE-0	ROGERS COMMUNICATIONS INC SENIOR CORP BN	A	08/24/2022	TAX FREE EXCHANGE		6,310,863	6,379,000	
87971M-BW-2	TELUS CORPORATION SENIOR CORP BND	A	03/25/2022	3RDPARTY		13,804,351	14,327,000	39,240
893526-DJ-9	TRANSCANADA PIPELINES LTD SENIOR CORP BN	A	11/16/2022	3RDPARTY		9,164,835	9,000,000	253,150
00119E-AC-1	AGL CLO LTD AGL 22-23 ABS ABS 23 144A	D	11/02/2022	3RDPARTY		3,200,000	3,200,000	
00119E-AE-7	AGL CLO LTD AGL 22-23 ABS ABS 23 144A	D	11/02/2022	3RDPARTY		4,500,000	4,500,000	
00119Y-AA-1	AGL CLO 10 LTD AGL 21-10A ABS ABS 21-10	D	11/16/2022	3RDPARTY		4,849,050	5,000,000	26,046
00217G-AA-1	APTIV PLC SENIOR CORP BND	D	02/09/2022	3RDPARTY		1,500,000	1,500,000	
00217G-AC-7	APTIV PLC SENIOR CORP BND	D	04/19/2022	VARI OUS		30,898,372	32,075,000	56,025
00900L-AL-8	AIMCO AIMCO 15-AA ABS ABS 15-AA 144A	D	11/02/2022	3RDPARTY		1,946,000	2,000,000	5,029
01449T-AA-1	ALESCO PREFERRED FUNDING IX LT SENIOR AB	D	11/29/2022	3RDPARTY		486,867	554,835	4,093
01449T-AC-7	ALESCO PREFERRED FUNDING IX LT SENIOR AB	D	12/21/2022	3RDPARTY		412,083	500,000	4,955
033292-A0-6	ANCHORAGE CAPITAL CLO LTD ANCH SENIOR AB	D	10/07/2022	3RDPARTY		2,946,000	3,000,000	28,097
03329A-AJ-4	ANCHORAGE CAPITAL CLO LTD ANCH MEZZANIN	D	12/21/2022	3RDPARTY		4,676,740	5,000,000	59,395
03665Y-AG-0	ANTR 19-2A ABS ABS 19-2A 144A	D	12/21/2022	3RDPARTY		937,638	1,000,000	12,928
03754W-AJ-0	APEXC 16-1A SUB ABS ABS 20-16 144A	D	12/21/2022	3RDPARTY		2,899,812	3,000,000	30,974
03759C-AS-9	APIDOS CLO APID 16-24A ABS ABS 16-24A 1	D	12/06/2022	3RDPARTY		18,090,338	18,550,000	106,587
03765L-AP-7	APIDOS CLO APID 15-20A SUPSEN ABS ABS 1	D	10/05/2022	3RDPARTY		3,906,000	4,000,000	34,563
03765L-AR-3	APID 15-20AR SENIOR ABS ABS 15-20A 144A	D	12/19/2022	3RDPARTY		6,521,918	6,750,000	68,605
03766G-AL-6	APIDOS CLO APID 17-26A ABS ABS 17-26A 1	D	10/27/2022	3RDPARTY		18,777,600	19,200,000	35,316
03767J-AF-2	APIDOS CLO APID 17-27A ABS ABS 17-27A 1	D	11/08/2022	3RDPARTY		13,929,675	14,250,000	29,046
03767V-AG-3	APID 19-31A ABS ABS 19-31A 144A	D	10/12/2022	3RDPARTY		7,718,375	7,999,000	72,486
03835V-AJ-5	APTIV PLC SENIOR CORP BND	D	02/01/2022	3RDPARTY		29,231,118	32,605,000	170,710
03880X-AG-1	ARBOR REALTY COLLATERALIZED LO ABS ABS	D	01/26/2022	3RDPARTY		10,000,000	10,000,000	
03880X-AJ-5	ARBOR REALTY COLLATERALIZED LO ABS ABS	D	01/26/2022	3RDPARTY		5,000,000	5,000,000	
03880X-AL-0	ARBOR REALTY COLLATERALIZED LO ABS ABS	D	01/26/2022	3RDPARTY		14,925,000	15,000,000	
04016L-A0-0	ARES 17-42A SENIOR ABS ABS 17-42A 144A	D	10/31/2022	3RDPARTY		1,791,936	1,827,574	2,306
04019R-AN-1	ARES CLO LTD ARES 22-66 ABS ABS 66 144A	D	11/29/2022	3RDPARTY		4,994,065	5,000,000	104,655
046353-AU-2	ASTRAZENECA PLC SENIOR CORP BND	D	05/10/2022	3RDPARTY		2,423,402	2,451,000	25,318
04942V-AS-3	ATOLO 19-13A MEZZANIN ABS ABS 19-13A 14	D	11/29/2022	3RDPARTY		927,397	1,000,000	8,435
04965C-AJ-7	ATRIUM CDO CORP ATRM 12A SENIOR ABS ABS	D	12/15/2022	3RDPARTY		1,816,813	1,836,092	14,722
04966H-AA-4	ATRIUM CDO CORP ATRM 13A SENIOR ABS ABS	D	12/06/2022	3RDPARTY		494,750	500,000	3,440
04966H-AC-0	ATRIUM CDO CORP ATRM 13A ABS ABS 13A 14	D	12/01/2022	3RDPARTY		970,000	1,000,000	6,504
04966H-AE-6	ATRIUM CDO CORP ATRM 13A SENIOR ABS ABS	D	11/08/2022	3RDPARTY		961,250	1,000,000	2,750
05578A-AV-0	BPCESA SRP CORP BND 144A	D	01/10/2022	3RDPARTY		2,990,820	3,000,000	
05583J-AJ-1	BPCESA SRBN CORP BND 144A	D	02/11/2022	3RDPARTY		13,703,100	15,000,000	23,719
056162-A0-3	BABSON CLO LTD BABSN 15-1A ABS ABS 15-1	D	12/01/2022	3RDPARTY		1,924,900	2,000,000	14,420
06326B-AA-7	BANK LEUMI LE ISRAEL BM SUB CORP BND	D	01/19/2022	3RDPARTY		2,000,000	2,000,000	30,931
06759F-AD-8	BABSON CLO LLC BABSN 15-2A SENIOR ABS AB	D	11/29/2022	3RDPARTY		2,829,938	2,925,000	19,430
070252-AA-9	BASSWOOD PARK CLO LTD BARK 21 ABS ABS 2	D	12/16/2022	3RDPARTY		5,230,380	5,370,000	47,703
07336C-AA-1	BDS 22-FL12 SENIOR CMBS 22-FL12 144A	D	12/21/2022	3RDPARTY		1,980,625	2,000,000	1,436
08179X-AW-5	BENEFIT STREET PARTNERS CLO LT ABS ABS	D	11/17/2022	3RDPARTY		4,153,751	4,208,901	15,118
08181J-AA-0	BENEFIT STREET PARTNERS CLO LT SENIOR AB	D	10/31/2022	3RDPARTY		243,375	250,000	481
08186E-AC-2	BENEFIT STREET PARTNERS CLO LT ABS ABS	D	11/21/2022	3RDPARTY		5,250,000	5,250,000	
09626Y-AN-0	BLUEMOUNTAIN CLO LTD BLUEM 13 SENIOR ABS	D	12/15/2022	3RDPARTY		1,935,399	1,960,771	16,789
09628J-AL-5	BLUEMOUNTAINCLOLTDBLUEM 15- SENIOR ABS A	D	11/08/2022	3RDPARTY		975,750	1,000,000	3,058
09630P-AA-1	BLUEM 21-28A ABS ABS 21-28A-A 144A	D	12/06/2022	3RDPARTY		1,940,000	2,000,000	15,424
09630P-AE-3	BLUEM 21-28A MEZZANIN ABS ABS 21-28A 14	D	12/01/2022	3RDPARTY		2,851,500	3,000,000	22,781
09631B-AA-1	BLUEMOUNTAIN CLO LTD BLUEM 21 ABS ABS 2	D	12/20/2022	3RDPARTY		5,835,000	6,000,000	57,350
09631J-AG-1	BLUEMOUNTAINCLOLTDBLUEM 22- ABS ABS 34	D	11/04/2022	3RDPARTY		1,366,875	1,500,000	5,038
11102A-AE-1	BRITISH TELECOMMUNICATIONS PLC SENIOR CO	D	02/01/2022	3RDPARTY		1,295,138	1,300,000	9,976
12480V-AC-9	CBAM CLO MANAGEMENT CBAM 17-1A SENIOR AB	D	12/01/2022	3RDPARTY		7,176,556	7,176,554	50,367
12547D-AA-4	CIFC FUNDING LTD CIFC 21-4A ABS ABS 21-	D	11/17/2022	3RDPARTY		5,119,800	5,250,000	26,180
12548R-AB-0	CIFC FUNDING LTD CIFC 14-28A SENIOR ABS	D	12/15/2022	3RDPARTY		528,928	535,786	4,479
12549A-AS-9	CIFC FUNDING LTD CIFC 13-1A MEZZANIN ABS	D	04/01/2022	3RDPARTY		4,990,865	5,000,000	38,418
12549B-BA-5	CIFC FUNDING LTD CIFC 13-2A ABS ABS 144	D	11/14/2022	3RDPARTY		12,045,125	12,500,000	57,332
12549F-BM-0	CIFC FUNDING LTD CIFC 13-4A SENIOR ABS A	D	12/06/2022	3RDPARTY		4,860,900	4,950,000	31,289
12550A-AT-3	CIFC FUNDING LTD CIFC 14-5A SENIOR ABS A	D	12/20/2022	3RDPARTY		6,923,000	7,000,000	67,749
12550M-AJ-9	CIFC FUNDING LTD CIFC 15-3A SENIOR ABS A	D	11/08/2022	3RDPARTY		2,176,945	2,220,240	6,915
12551A-AL-9	CIFC FUNDING LTD CIFC 17-1A SENIOR ABS A	D	11/30/2022	3RDPARTY		10,035,184	10,170,755	76,411
12551J-AL-0	CIFC FUNDING LTD CIFC 17-4A SENIOR ABS A	D	11/09/2022	3RDPARTY		9,808,250	10,000,000	30,768
12552F-AS-2	CIFC FUNDING LTD CIFC 14-4RA ABS ABS 14	D	11/29/2022	3RDPARTY		4,771,500	5,000,000	39,671
12555X-AA-9	CIFC FUNDING LTD CIFC 19-6A ABS ABS 19-	D	12/14/2022	3RDPARTY		10,399,650	10,500,000	94,660

ANNUAL STATEMENT FOR THE YEAR 2022 OF THE AMERICAN EQUITY INVESTMENT LIFE INSURANCE COMPANY

SCHEDULE D - PART 3

Showing All Long-Term Bonds and Stocks ACQUIRED During Current Year

1	2	3	4	5	6	7	8	9
CUSIP Identification	Description	Foreign	Date Acquired	Name of Vendor	Number of Shares of Stock	Actual Cost	Par Value	Paid for Accrued Interest and Dividends
12560E-AU-0	C1FC 20-3A MEZZANIN ABS_ABS_20-3A 144A	D	08/01/2022	3RD PARTY		1,501,200	1,600,000	3,615
12569E-AJ-6	C1FC FUNDING LTD C1FC_22-7 ABS_ABS_22-7	D	10/14/2022	3RD PARTY		3,000,000	3,000,000	
13877L-AC-0	CANYON CLO LTD CANYC_22-2 ABS_ABS_22-2	D	12/08/2022	3RD PARTY		5,000,000	5,000,000	
14310B-AU-5	CARLYLE GLOBAL MARKET STRATEGI SENIOR AB	D	12/16/2022	3RD PARTY		1,458,034	1,483,038	11,979
14310M-AW-7	CARLYLE GLOBAL MARKET STRATEGI SENIOR AB	D	11/07/2022	3RD PARTY		1,700,330	1,744,695	4,894
14310M-AY-3	CARLYLE GLOBAL MARKET STRATEGI SENIOR AB	D	11/08/2022	3RD PARTY		5,737,200	6,000,000	20,837
14311D-BN-5	CGMS_15-1A ABS_ABS_15-1A 144A	D	12/21/2022	3RD PARTY		20,895,949	21,209,655	196,654
14311X-AA-0	CARLYLE GLOBAL MARKET STRATEGI SENIOR AB	D	11/07/2022	3RD PARTY		10,708,500	11,000,000	32,160
143133-AA-4	CARLYLE GLOBAL MARKET STRATEGI SENIOR AB	D	12/13/2022	3RD PARTY		4,151,018	4,250,000	36,492
14314F-AL-2	CARLYLE GLOBAL MARKET STRATEGI ABS_ABS	D	10/17/2022	3RD PARTY		969,539	991,348	9,046
14314F-AN-8	CARLYLE GLOBAL MARKET STRATEGI ABS_ABS	D	12/08/2022	3RD PARTY		2,897,400	3,000,000	24,480
14315R-AE-1	CGMS_18-4 SENIOR ABS_ABS_18-4 144A	D	11/18/2022	3RD PARTY		25,451,825	26,300,000	158,920
14316K-AA-3	CARLYLE US CLO LTD CGMS_21-2 ABS_ABS_21	D	12/20/2022	3RD PARTY		7,798,595	8,015,000	74,656
14316Y-AJ-4	CARLYLE US CLO LTD CGMS_21-10 ABS_ABS_2	D	06/07/2022	3RD PARTY		1,937,400	2,000,000	12,119
14318L-AG-6	CARLYLE GLOBAL MARKET STRATEGI ABS_ABS	D	08/05/2022	3RD PARTY		2,472,500	2,500,000	
15032A-AN-7	CEDAR FUNDING V CLO LTD CEDF_1 SENIOR AB	D	11/22/2022	3RD PARTY		3,438,750	3,500,000	19,638
15032F-AA-4	CEDAR FUNDING LTD CEDF_18-7A SENIOR ABS	D	11/15/2022	3RD PARTY		2,952,000	3,000,000	12,233
15033E-AA-6	CEDAR FUNDING LTD CEDF_18-9A SENIOR ABS	D	11/15/2022	3RD PARTY		6,482,850	6,600,000	26,809
151191-BL-6	CELULOOSA ARAUCO Y CONSTITUCION SENIOR CO	D	03/09/2022	3RD PARTY		1,234,375	1,250,000	7,510
202712-BS-3	COMMONWEALTH BANK OF AUSTRALIA SUB CORP	D	03/03/2022	3RD PARTY		19,830,000	19,830,000	
204429-AA-2	COMPANIA CERVECERIAS UNIDAS SA SENIOR CO	D	01/13/2022	3RD PARTY		2,996,220	3,000,000	
23341C-AC-7	DNB BANK ASA SRBN CORP_BND 144A	D	10/04/2022	3RD PARTY		2,912,000	2,912,000	
23636A-BC-4	DANSKEBANKA/S SRBN CORP_BND 144A	D	03/28/2022	3RD PARTY		38,343,000	38,343,000	
24380L-AC-7	DEER CREEK CLO LTD DORK_17-1A ABS_ABS_1	D	12/15/2022	3RD PARTY		1,605,500	1,625,000	14,686
25255L-AC-6	DIAMETER CAPITAL CLO 2 LTD DCL MEZZANIN	D	12/05/2022	3RD PARTY		2,845,500	3,000,000	24,774
26244R-AC-5	SENECA RESOURCES LLC ABS_ABS_54 144A	D	10/05/2022	3RD PARTY		930,310	1,000,000	10,861
26245X-AQ-0	DRYDEN SENIOR LOAN FUND DRSLF MEZZANIN A	D	12/01/2022	3RD PARTY		1,320,000	1,375,000	10,816
26249K-AZ-4	DRYDEN SENIOR LOAN FUND DRSLF SECURED AB	D	12/07/2022	3RD PARTY		18,182,440	18,396,233	139,551
26249M-AN-7	DRYDEN SENIOR LOAN FUND DRSLF SENIOR ABS	D	12/15/2022	3RD PARTY		3,889,913	3,950,000	27,946
26250U-AQ-8	DRYDEN SENIOR LOAN FUND DRSLF SENIOR ABS	D	12/15/2022	3RD PARTY		4,676,165	4,729,097	37,968
26251B-AL-0	DRYDEN SENIOR LOAN FUND DRSLF SENIOR ABS	D	11/14/2022	3RD PARTY		3,744,900	3,800,000	613
26251B-AN-6	DRYDEN SENIOR LOAN FUND DRSLF ABS_ABS_1	D	12/01/2022	3RD PARTY		1,944,900	2,000,000	6,951
26251Y-AC-0	DRYDEN SENIOR LOAN FUND DRSLF SENIOR ABS	D	11/21/2022	3RD PARTY		1,928,000	2,000,000	11,187
26254C-AC-5	DRYDEN SENIOR LOAN FUND DRSLF ABS_ABS_1	D	10/18/2022	3RD PARTY		1,500,000	1,500,000	
289907-AA-5	ELMWOOD CLO 21 LTD ELM21_22-8A SENIOR AB	D	10/13/2022	3RD PARTY		16,150,000	16,150,000	
29002V-AA-6	ELM10_21-3A SENIOR ABS_ABS_21-3A 144A	D	12/13/2022	3RD PARTY		1,964,120	2,000,000	16,435
29002Y-AC-6	ELMWOOD CLO X11 LTD ELM12_21-5 ABS_ABS	D	11/29/2022	3RD PARTY		1,201,250	1,250,000	8,666
29003J-AC-8	ELMWOOD CLO 15 LTD ELM15_22-2A ABS_ABS	D	10/07/2022	3RD PARTY		7,732,239	8,077,554	87,126
29003M-AA-5	ELMWOODCLO18LTDELM18_22-5 ABS_ABS_18 14	D	10/26/2022	3RD PARTY		10,585,875	10,750,000	124,393
29003W-AG-0	ELMWOOD CLO 14 LTD ELM14_22-1A ABS_ABS	D	05/11/2022	3RD PARTY		1,890,000	2,000,000	11,189
29278G-AZ-1	ENEL FINANCE AMERICA LLC SENIOR CORP_BND	D	10/06/2022	3RD PARTY		2,312,858	2,326,000	
33882G-AE-8	FLATIRON CLO LTD FLAT_17-1A ABS_ABS_17	D	10/28/2022	3RD PARTY		2,690,538	2,744,887	23,106
33883G-AA-5	FLATIRON CLO LTD FLAT_18-1A SENIOR ABS_A	D	10/12/2022	3RD PARTY		21,704,938	22,250,000	197,724
36165R-AC-9	GCC SAB DE CV SENIOR CORP_BND 144A	D	01/10/2022	3RD PARTY		5,999,280	6,000,000	
36319T-AN-6	GALAXY CLO LTD GALXY_17-23A SENIOR ABS_A	D	11/10/2022	3RD PARTY		17,834,716	18,150,488	57,618
36321J-AC-8	GALAXY CLO LTD GALXY_18-28A SENIOR ABS_A	D	11/15/2022	3RD PARTY		4,408,650	4,500,000	20,069
36321J-AE-4	GALAXY CLO LTD GALXY_18-28A SENIOR ABS_A	D	11/10/2022	3RD PARTY		883,710	900,000	3,900
375415-AA-4	GILBERT PARK CLO LTD GILBT_17 SENIOR ABS	D	11/07/2022	3RD PARTY		982,500	1,000,000	3,366
375415-AC-0	GILBERT PARK CLO LTD GILBT_17 SUB ABS_AB	D	11/29/2022	3RD PARTY		2,631,610	2,713,000	19,259
38123H-AN-4	GOLDENTREE LOAN OPPORTUNITIES SENIOR ABS	D	10/04/2022	3RD PARTY		7,591,851	7,681,650	57,654
38136R-AN-7	GOLDENTREE LOAN MANAGEMENT US MEZZANIN A	D	06/14/2022	3RD PARTY		2,000,000	2,000,000	
38137H-BU-1	GOLDENTREE LOAN OPPORTUNITIES SENIOR ABS	D	12/07/2022	3RD PARTY		2,073,350	2,100,000	16,610
38137P-AQ-3	GOLDENTREE LOAN OPPORTUNITIES SENIOR ABS	D	12/20/2022	3RD PARTY		9,892,500	10,000,000	93,845
38137Y-AN-1	GOLDENTREE LOAN MANAGEMENT US ABS_ABS_4	D	12/13/2022	3RD PARTY		6,703,508	6,800,000	53,380
38138V-AG-1	GOLDENTREE LOAN MANAGEMENT US ABS_ABS_1	D	11/17/2022	3RD PARTY		7,750,000	7,750,000	
38138V-AJ-5	GOLDENTREE LOAN MANAGEMENT US ABS_ABS_1	D	11/17/2022	3RD PARTY		5,000,000	5,000,000	
38175B-AE-4	GOLUB CAPITAL PARTNERS CLO LTD SUB ABS_A	D	11/29/2022	3RD PARTY		580,124	630,000	2,553
38176V-AG-4	GOLUB CAPITAL PARTNERS CLO LTD MEZZANIN	D	12/21/2022	3RD PARTY		2,120,299	2,250,000	21,399
38177J-AA-3	GOLUB CAPITAL PARTNERS CLO LTD ABS_ABS	D	11/16/2022	3RD PARTY		4,884,850	5,000,000	26,045
39862E-AA-2	GRIPPEN PARK CLO LTD GRIPP_17 ABS_ABS_1	D	10/27/2022	3RD PARTY		4,017,462	4,089,020	6,875
40052V-AE-4	GRUPO BIMBO SAB DE CV SENIOR CORP_BND 14	D	03/28/2022	3RD PARTY		4,055,576	4,000,000	72,850
40052V-AG-9	GRUPO BIMBO SAB DE CV SENIOR CORP_BND 14	D	03/25/2022	3RD PARTY		1,823,200	2,000,000	5,111
402562-AC-6	GSM_21-4 SENIOR ABS_ABS_21-4A 144A	D	11/22/2022	3RD PARTY		9,842,050	10,250,000	72,591
404280-DA-4	HSBCHOLDINGSPLC SENIOR CORP_BND	D	03/03/2022	3RD PARTY		2,947,000	2,947,000	
404280-DC-0	HSBCHOLDINGSPLC SUB CORP_BND	D	03/22/2022	3RD PARTY		34,970,000	34,970,000	

ANNUAL STATEMENT FOR THE YEAR 2022 OF THE AMERICAN EQUITY INVESTMENT LIFE INSURANCE COMPANY

SCHEDULE D - PART 3

Showing All Long-Term Bonds and Stocks ACQUIRED During Current Year

1	2	3	4	5	6	7	8	9
CUSIP Identification	Description	Foreign	Date Acquired	Name of Vendor	Number of Shares of Stock	Actual Cost	Par Value	Paid for Accrued Interest and Dividends
404280-DM-8	HSBCHOLDINGSPLC SUB CORP_BND	D	08/29/2022	VARIOUS		10,562,673	10,500,000	1,896
40436K-AC-9	HIGHBRIDGE LOAN MANAGEMENT LTD SENIOR AB	D	10/31/2022	3RD PARTY		6,868,721	7,028,982	66,594
43133J-AA-6	HILDENE CLO LTD HITR_19-2A ABS_ABS_19-2	D	04/01/2022	3RD PARTY		11,628,938	11,636,211	27,525
43133J-AA-6	HILDENE CLO LTD HITR_19-2A ABS_ABS_19-2	D	08/22/2022	INTEREST CAPITALIZATION				
46500N-AJ-0	JBS USA FOOD CO SENIOR CORP_BND 144A	D	08/03/2022	DIRECT			50,000	
481939-AL-0	KKRFINANCIALCLOLTDKKR_49 ABS_ABS_49 144	D	11/29/2022	3RD PARTY		7,318,988	7,500,000	207,224
48250V-AU-1	KKR_13 SENIOR ABS_ABS_13R 144A	D	11/28/2022	3RD PARTY		626,368	631,260	3,764
48661N-AJ-7	KAYNE CLO KAYNE_19-6A MEZZANIN ABS_ABS	D	03/25/2022	3RD PARTY		1,000,460	1,000,000	7,563
49374J-AC-7	KIA CORP SENIOR CORP_BND 144A	D	02/08/2022	3RD PARTY		2,992,140	3,000,000	
50184K-BL-1	LGM LTD PARTNERSHIP LGM_13A ABS_ABS_13-	D	11/01/2022	3RD PARTY		4,429,223	4,501,222	9,559
50188Y-AE-4	LGM LTD PARTNERSHIP LGM_24A MEZZANIN ABS	D	10/31/2022	3RD PARTY		995,389	1,021,436	1,926
50189C-AN-1	LGM LTD PARTNERSHIP LGM_21A SENIOR ABS_A	D	11/29/2022	3RD PARTY		2,922,538	2,948,485	17,621
50190K-AA-8	LGM LTD PARTNERSHIP LGM_40A ABS_ABS_40	D	12/13/2022	3RD PARTY		12,780,800	12,800,000	
54929J-AC-7	LUCALI CLO LTD LUCAL_20-1A ABS_ABS_20-1	D	12/14/2022	3RD PARTY		9,872,500	10,000,000	88,152
55285K-AA-3	MFATRUSTMFRA_22-INV3 WHOLE_CMO_22-INV3	C	10/03/2022	3RD PARTY		4,837,432	4,914,577	32,764
55286E-AA-6	SENECA RESOURCES LLC WHOLE_CMO_22-NQM3	C	09/16/2022	3RD PARTY		21,019,239	21,134,368	68,669
55608J-BE-7	MACQUARIE GROUP LTD SENIOR CORP_BND 144A	D	03/15/2022	3RD PARTY		30,804,000	30,804,000	
557910-AG-1	MADISONPARKFUNDINGLTDMDPK_ABS_ABS_60 1	D	11/28/2022	3RD PARTY		17,500,000	17,500,000	
55818K-AV-3	MADISON PARK FUNDING LTD MDPK SENIOR ABS	D	10/06/2022	3RD PARTY		18,545,598	18,895,159	150,780
55818M-BA-4	MADISON PARK FUNDING LTD MDPK SENIOR ABS	D	11/03/2022	3RD PARTY		462,528	471,871	1,289
55818M-BC-0	MADISON PARK FUNDING LTD MDPK MEZZANIN A	D	11/09/2022	3RD PARTY		966,000	1,000,000	4,136
55818Y-BN-0	MDPK_15-17A-AR2 SENIOR ABS_ABS_15-17A-A	D	11/10/2022	3RD PARTY		1,945,093	1,982,513	13,684
55819B-AW-0	MADISON PARK FUNDING LTD MDPK ABS_ABS_1	D	11/03/2022	3RD PARTY		7,758,729	7,909,000	19,487
55819M-AU-0	MDPK_19-35A ABS_ABS_19-35A 144A	D	12/09/2022	3RD PARTY		3,063,040	3,200,000	27,084
55819Y-AA-8	MADISONPARKFUNDINGLTDMDPK_ABS_ABS_26-R	D	10/27/2022	3RD PARTY		16,672,305	16,961,000	128,187
55819Y-AC-4	MADISONPARKFUNDINGLTDMDPK_ABS_ABS_26-R	D	12/21/2022	3RD PARTY		1,953,160	2,000,000	17,042
55820R-AJ-1	MADISON PARK FUNDING LTD MDPK ABS_ABS_1	D	11/02/2022	3RD PARTY		27,738,555	28,282,555	39,645
55820T-AJ-7	MADISON PARK FUNDING LTD MDPK SENIOR ABS	D	11/03/2022	3RD PARTY		29,985,338	30,600,000	92,876
55820Y-AA-5	MADISON PARK FUNDING LTD MDPK SENIOR ABS	D	12/15/2022	3RD PARTY		1,976,420	2,000,000	17,575
55820Y-AE-7	MADISON PARK FUNDING LTD MDPK MEZZANIN A	D	11/23/2022	3RD PARTY		5,373,108	5,850,000	37,805
55821C-AA-2	ATRIUM CDO CORP ATRM_9A SENIOR ABS_ABS	D	10/25/2022	3RD PARTY		7,534,146	7,709,933	50,962
55954H-AN-2	MAGNETITE CLO LIMITED MAGNE_22 MEZZANIN	D	12/13/2022	3RD PARTY		2,903,730	3,000,000	27,922
55955K-AA-2	MAGNETITE CLO LTD MAGNE_21-29A SENIOR AB	D	12/21/2022	3RD PARTY		3,439,625	3,500,000	33,020
606822-BX-1	MTSUBISHI UFJ FINANCIAL GROUP SENIOR CO	D	03/28/2022	3RD PARTY		6,635,550	7,500,000	33,673
606822-CD-4	MTSUBISHI UFJ FINANCIAL GROUP SENIOR CO	D	01/11/2022	3RD PARTY		16,210,000	16,210,000	
606822-CG-7	MTSUBISHI UFJ FINANCIAL GROUP SENIOR CO	D	04/11/2022	3RD PARTY		22,818,000	22,818,000	
60687Y-BX-6	MIZUHO FINANCIAL GROUP INC SENIOR CORP_B	D	02/16/2022	3RD PARTY		31,457,000	31,457,000	
62582P-AA-8	MUENCHENER RUECKVERSICHERUNGS SUB CORP_B	D	05/18/2022	3RD PARTY		1,400,000	1,400,000	
62947Q-BC-1	NXP BV SENIOR CORP_BND	D	05/12/2022	TAX FREE EXCHANGE		3,493,950	3,500,000	90,650
62954H-AU-2	NXP BV CORP_BND 3.250% 05/11/41	D	05/12/2022	TAX FREE EXCHANGE		29,785,594	30,000,000	21,667
632525-BB-6	NATIONAL AUSTRALIA BANK LTD SUB CORP_BND	D	01/04/2022	3RD PARTY		21,010,000	21,010,000	
64129K-BE-6	NEUBERGER BERMAN CLO LTD NEUB ABS_ABS_1	D	11/10/2022	3RD PARTY		19,650,000	20,000,000	80,542
64129U-BS-3	NEUBERGER BERMAN CLO LTD NEUB SENIOR ABS	D	11/07/2022	3RD PARTY		12,273,795	12,510,450	36,374
64130X-AC-0	NEUBERGER BERMAN CLO LTD NEUB SENIOR ABS	D	11/16/2022	3RD PARTY		20,730,515	21,500,000	120,342
64131Q-AJ-9	NEUBERGER BERMAN CLO LTD NEUB SENIOR ABS	D	11/09/2022	3RD PARTY		1,963,000	2,000,000	7,671
64135F-AE-0	NEUBERGER BERMAN CLO LTD NEUB ABS_ABS_5	D	11/10/2022	3RD PARTY		3,000,000	3,000,000	
64135F-AJ-9	NEUBERGER BERMAN CLO LTD NEUB ABS_ABS_5	D	11/10/2022	3RD PARTY		4,000,000	4,000,000	
65535H-AR-0	NOMURA HOLDINGS INC SENIOR CORP_BND	D	01/03/2022	3RD PARTY		5,002,700	5,000,000	43,447
65535H-BA-6	NOMURA HOLDINGS INC SENIOR CORP_BND	D	01/04/2022	3RD PARTY		19,700,000	19,700,000	
66860P-AE-4	NORTHWOODS CAPITAL LTD WOODS_1 MEZZANIN	D	12/21/2022	3RD PARTY		3,712,116	4,000,000	39,792
67098D-AU-7	OAK HILL CREDIT PARTNERS OAKC MEZZANIN A	D	11/10/2022	3RD PARTY		1,431,120	1,500,000	5,477
67098W-AU-5	OAK HILL CREDIT PARTNERS OAKC ABS_ABS_7	D	07/12/2022	3RD PARTY		1,023,720	1,140,000	10,747
67107F-BL-0	OZLM LTD OZLM_14-8A ABS_ABS_14-8A 144A	D	11/16/2022	3RD PARTY		18,517,145	18,827,804	84,669
67108W-BE-8	OZLM LTD OZLM_14-7RA ABS_ABS_7R-R 144A	D	11/16/2022	3RD PARTY		19,049,926	19,323,204	86,536
67109B-DC-5	OHA LOAN FUNDING LTD OHALF_15 SENIOR ABS	D	12/29/2022	3RD PARTY		7,494,930	7,695,000	79,278
67113G-AL-1	OAK HILL CREDIT PARTNERS OAKC MEZZANIN A	D	05/25/2022	3RD PARTY		2,139,638	2,250,000	9,858
67113L-AL-0	OCP CLO LTD OCP_19-17A ABS_ABS_19-17A 1	D	11/07/2022	3RD PARTY		3,851,200	4,000,000	11,739
67576F-AA-7	OCTAGON INVESTMENT PARTNERS LT SENIOR AB	D	10/31/2022	3RD PARTY		7,836,675	8,050,000	17,315
67578J-AC-3	OCTAGON INVESTMENT PARTNERS 51 ABS_ABS	D	10/05/2022	3RD PARTY		697,500	750,000	7,258
67590E-AS-3	OCTAGON INVESTMENT PARTNERS XV SENIOR AB	D	12/08/2022	3RD PARTY		2,076,470	2,150,000	17,984
67590E-BG-8	OCTAGON INVESTMENT PARTNERS XV ABS_ABS	D	11/01/2022	3RD PARTY		27,430,000	28,000,000	40,418
67590Q-BK-2	OCT21_14-1A ABS_ABS_14-1A 144A	D	11/10/2022	3RD PARTY		10,437,125	10,750,000	44,911
69688X-AS-0	PALMER SQUARE CLO LTD PLMRS_14 ABS_ABS	D	11/16/2022	3RD PARTY		6,715,000	6,800,000	31,486
69689A-BL-3	PALMER SQUARE CLO LTD PLMRS_15 ABS_ABS	D	12/12/2022	3RD PARTY		1,443,000	1,500,000	6,110
69700X-AA-3	PALMER SQUARE CLO PLMRS_22-4 ABS_ABS_22	D	10/13/2022	3RD PARTY		26,800,000	26,800,000	

ANNUAL STATEMENT FOR THE YEAR 2022 OF THE AMERICAN EQUITY INVESTMENT LIFE INSURANCE COMPANY

SCHEDULE D - PART 3

Showing All Long-Term Bonds and Stocks ACQUIRED During Current Year

1	2	3	4	5	6	7	8	9
CUSIP Identification	Description	Foreign	Date Acquired	Name of Vendor	Number of Shares of Stock	Actual Cost	Par Value	Paid for Accrued Interest and Dividends
69701E-AA-4	PALMER SQUARE LOAN FUNDING LTD SENIOR AB	D	11/03/2022	3RD PARTY		2,127,509	2,148,999	17,393
69701N-AA-4	PALMER SQUARE LOAN FUNDING LTD ABS ABS	D	12/09/2022	3RD PARTY		12,825,481	12,955,031	105,301
69702D-AA-5	PALMER SQUARE LOAN FUNDING LTD ABS ABS	D	11/15/2022	3RD PARTY		2,486,999	2,528,080	23,118
69702M-AA-5	PALMER SQUARE CLO PLMRS 22-5 ABS ABS 22	D	12/13/2022	3RD PARTY		1,996,820	2,000,000	24,519
74042E-AA-2	PREFERRED TERM SECS XVII SENIOR ABS ABS	D	04/01/2022	3RD PARTY		4,508,844	4,900,917	1,663
74982W-AA-4	RACE POINT CLO LTD RACEP 15-9A ABS ABS	D	10/17/2022	3RD PARTY		1,959,000	2,000,000	558
75887N-AY-5	REGATTA VI FUNDING LTD REGT6 1 ABS ABS	D	11/10/2022	3RD PARTY		1,920,620	2,000,000	8,584
75887X-AA-5	REGATTA XI FUNDING LTD REG11 1 SENIOR AB	D	12/02/2022	3RD PARTY		3,441,550	3,500,000	25,031
75888M-AG-5	REG14 18-3A SENIOR ABS ABS 18-3A 144A	D	11/29/2022	3RD PARTY		1,598,850	1,650,000	10,244
77341X-AC-7	ROCKFORD TOWER CLO ROCKT 22-3 MEZZANIN A	D	12/08/2022	3RD PARTY		8,000,000	8,000,000	
77341X-AE-3	ROCKFORD TOWER CLO ROCKT 22-3 MEZZANIN A	D	12/08/2022	3RD PARTY		6,000,000	6,000,000	
77342J-AE-3	ROCKFORD TOWER CLO LTD ROCKT 1 MEZZANIN	D	11/29/2022	3RD PARTY		1,885,632	2,000,000	2,989
77587A-AC-0	ROMARK CLO LTD RMRK 18-1A SENIOR ABS ABS	D	10/31/2022	3RD PARTY		6,256,290	6,432,516	8,769
83012D-AA-1	SIXST 20-16A SENIOR ABS ABS 20-16A 144A	D	12/13/2022	3RD PARTY		1,983,420	2,000,000	17,306
83368R-BJ-0	SOCIETEGENERALESA SRBN CORP BND 144A	D	02/11/2022	3RD PARTY		14,462,100	15,000,000	36,151
83610C-AU-5	SOUND POINT CLO LTD SNOPT 16-2 MEZZANIN	D	12/21/2022	3RD PARTY		3,902,328	4,000,000	55,749
846031-AN-2	SOUTHWICK PARK CLO LTD STHWK 1 ABS ABS	D	12/21/2022	3RD PARTY		13,081,315	13,400,000	77,344
853254-AL-4	STANDARDCHARTEREDPLC SUB CORP BND 144A	D	01/03/2022	3RD PARTY		2,456,232	2,294,000	52,686
86217R-AJ-7	STORM KING PARK CLO LTD STKPK ABS ABS 1	D	08/12/2022	3RD PARTY		1,600,000	1,600,000	
86562M-CN-8	SUMITOMO MITSUI FINANCIAL GROU SENIOR CO	D	01/05/2022	3RD PARTY		11,450,000	11,450,000	
86562M-CO-1	SUMITOMO MITSUI FINANCIAL GROU SENIOR CO	D	01/05/2022	3RD PARTY		24,455,000	24,455,000	
86563V-AZ-2	SUMITOMO MITSUI TRUST BANK LTD SENIOR CO	D	03/03/2022	3RD PARTY		1,401,793	1,403,000	
87154E-BE-9	SYMPHONY CLO LTD SYMP 14-15A ABS ABS 14	D	11/03/2022	3RD PARTY		8,340,280	8,600,000	25,882
87165U-AN-1	SYMPHONY CLO LTD SYMP 16-17A SENIOR ABS	D	12/15/2022	3RD PARTY		1,798,667	1,798,578	15,609
87169V-AA-3	SYMPHONY CLO LTD SYMP 22-37 ABS ABS 37	D	11/29/2022	3RD PARTY		18,000,000	18,000,000	
87169V-AL-9	SYMPH 22-37 ABS ABS 22-37A 144A	D	11/01/2022	3RD PARTY		4,500,000	4,500,000	
87232B-AF-9	TCI-SYMPHONY CLO TSYPM 17-1A SENIOR ABS	D	12/13/2022	3RD PARTY		10,125,195	10,284,266	83,170
874060-AZ-9	TAKEDA PHARMACEUTICAL CO LTD SENIOR CORP	D	02/03/2022	3RD PARTY		13,714,050	15,000,000	37,042
874060-BD-7	TAKEDA PHARMACEUTICAL CO LTD SENIOR CORP	D	03/02/2022	3RD PARTY		2,406,993	2,750,000	14,180
89531M-AC-6	TRESTLES CLO LTD TREST 18-2A ABS ABS 18	D	12/12/2022	3RD PARTY		963,950	1,000,000	8,373
89532T-AA-4	TREST 3 SENIOR ABS ABS 3 144A	D	10/05/2022	3RD PARTY		2,915,100	3,000,000	26,596
89532U-AA-1	VIBRANT CLO LTD VIBR 18-9A ABS ABS 5 14	D	11/04/2022	3RD PARTY		1,199,780	1,255,000	3,585
89625B-AC-7	TRIMARAN CAVU LTD CAVU 22-2 ABS ABS 22	D	11/14/2022	3RD PARTY		11,000,000	11,000,000	
89625B-AG-8	TRIMARAN CAVU LTD CAVU 22-2 ABS ABS 22	D	11/14/2022	3RD PARTY		5,000,000	5,000,000	
89641X-AG-0	TRINITAS CLO LTD TRNTS 21-15A ABS ABS 2	D	12/21/2022	3RD PARTY		1,889,764	2,000,000	21,507
902133-AG-2	TYCO ELECTRONICS GROUP SA SENIOR CORP BN	D	11/16/2022	3RD PARTY		7,628,942	6,615,000	60,224
902133-AY-3	TYCO ELECTRONICS GROUP SA SENIOR CORP BN	D	02/01/2022	3RD PARTY		9,327,840	9,515,000	
902613-AK-4	UBS AG LONDON BRANCH SENIOR CORP BND 14	D	02/11/2022	3RD PARTY		14,257,050	15,000,000	38,902
902613-AL-2	UBS AG LONDON BRANCH SENIOR CORP BND 14	D	01/04/2022	3RD PARTY		29,585,000	29,585,000	
902674-YU-8	UBS AG LONDON ELN 23/11/09 USD SENIOR CO	D	01/04/2022	3RD PARTY		2,992,980	3,000,000	
92013A-AE-9	VALLEY STREAM PARK CLO LTD AMA ABS ABS	D	10/28/2022	3RD PARTY		14,575,000	14,575,000	
92331A-AN-4	VENTURE CDO LTD VENTR 17-28A MEZZANIN AB	D	04/01/2022	3RD PARTY		8,730,435	8,750,000	73,411
92912V-AY-1	VOYA CLO LTD VOYA 14-2A SENIOR ABS ABS	D	11/22/2022	3RD PARTY		1,166,188	1,185,270	6,548
92915C-AQ-7	VOYA CLO LTD VOYA 16-1A SENIOR ABS ABS	D	11/30/2022	3RD PARTY		1,133,969	1,150,000	7,273
92915U-AG-9	VOYA CLO LTD VOYA 17-2A ABS ABS 17-2A 1	D	10/21/2022	3RD PARTY		942,652	960,910	1,080
92916Q-AA-0	VOYA CLO LTD VOYA 17-4A SENIOR ABS ABS	D	10/13/2022	3RD PARTY		1,960,500	2,000,000	
92917C-AE-2	VOYA CLO LTD INGM 13-1A SENIOR ABS ABS	D	10/06/2022	3RD PARTY		5,325,836	5,427,603	49,382
92920L-AA-5	VOYA CLO LTD VOYA 22-4 SENIOR ABS ABS 2	D	12/08/2022	3RD PARTY		37,631,170	37,700,000	14,799
92920L-AC-1	VOYA CLO LTD VOYA 22-4 SENIOR ABS ABS 2	D	10/18/2022	3RD PARTY		5,000,000	5,000,000	
92920L-AE-7	VOYA CLO LTD VOYA 22-4 ABS ABS 22-4A 14	D	10/18/2022	3RD PARTY		1,000,000	1,000,000	
961214-EG-4	WESTPAC BANKING CORP SUB CORP BND	D	12/27/2022	3RD PARTY		417,813	500,000	9,395
979888-AW-4	WOODMONT TRUST WDMNT 18-4R ABS ABS 18-4	C	02/16/2022	3RD PARTY		5,000,000	5,000,000	
98625L-AC-6	YCLO 18-1A SENIOR ABS ABS 18-1A 144A	D	11/22/2022	3RD PARTY		15,081,500	15,500,000	94,156
98625T-AJ-4	GENERATE CLO LTD GNRT 2 ABS ABS 2R 144A	D	11/15/2022	3RD PARTY		4,912,500	5,000,000	18,249
98625T-AN-5	SENECA RESOURCES LLC ABS ABS 2R 144A	D	10/11/2022	3RD PARTY		3,098,306	3,345,000	35,545
BMS176-BW-6	SENECA RESOURCES LLC SENIOR CORP BND	C	05/24/2022	3RD PARTY		430,297		
G1981*-AA-2	CAYMAN UNIVERSE HOLDINGS LLC SENIOR ABS	D	01/31/2022	INTEREST CAPITALIZATION		1,564,707	1,564,707	
G5635P-AL-3	LONGFOR GROUP HOLDINGS LTD SENIOR CORP B	D	01/19/2022	3RD PARTY		5,065,310	4,800,000	3,080
G81269-AA-3	SHIMAGROUPHOLDINGSLTD SENIOR CORP BND	D	01/19/2022	3RD PARTY		4,599,342	4,370,000	3,350
N4578E-JU-3	ING GROEP NV SUB CORP BND	D	12/21/2022	3RD PARTY		3,899,920	4,000,000	46,478
BMS12F-JB-6	SENECA RESOURCES LLC SENIOR CORP BND	C	04/04/2022	3RD PARTY		31,058,294	30,030,000	
PPE4EG-30-2	SENECA RESOURCES LLC SUB CORP BND	C	04/04/2022	3RD PARTY		796,367	770,000	
BMS020-QO-5	DALRYMPLE BAY FINANCE PTY LTD SECURED CO	D	03/02/2022	3RD PARTY		10,000,000	10,000,000	
PPFOKG-SG-3	ENBW ENERGIE BADEN WUERTTEMBER SENIOR CO	D	11/09/2022	3RD PARTY		7,100,000	7,100,000	
PPFZ3H-XF-6	ENBW ENERGIE BADEN WUERTTEMBER SENIOR CO	D	11/09/2022	3RD PARTY		7,100,000	7,100,000	

ANNUAL STATEMENT FOR THE YEAR 2022 OF THE AMERICAN EQUITY INVESTMENT LIFE INSURANCE COMPANY

SCHEDULE D - PART 3

Showing All Long-Term Bonds and Stocks ACQUIRED During Current Year

1	2	3	4	5	6	7	8	9
CUSIP Identification	Description	Foreign	Date Acquired	Name of Vendor	Number of Shares of Stock	Actual Cost	Par Value	Paid for Accrued Interest and Dividends
Y0606W-CC-2	BANGKOK BANK PUBLIC CO LTD HO SUB CORP	D.....	...01/21/2022 ...	3RD PARTY	2,921,850	3,000,000	35,238
Y458J4-AD-6	KASIKORN BANK PCL HONG KONG BR SUB CORP	D.....	...01/19/2022 ...	3RD PARTY	3,538,678	3,500,000	34,776
Y71260-AD-8	INDOFOOD CBP SUKSES MAKUR TBK SENIOR CO	D.....	...02/16/2022 ...	3RD PARTY	3,776,100	4,000,000	43,672
000000-00-0	BRS CONVERSION ADJUSTMENT04/01/2022 ...	BRS CONVERSION ADJUSTMENT	85,858,462	85,858,462
1109999999. Subtotal - Bonds - Industrial and Miscellaneous (Unaffiliated)						6,764,350,730	6,838,188,197	28,882,207
35632U-AD-7	DONLEN OPCO TERM LOAN 7.980% 03/30/2803/30/2022 ...	3RD PARTY	21,725,414	21,725,414
46500Q-AA-8	ISQ GLOBAL INFRASTRUCTURE CRED SENIOR RE11/23/2022 ...	DIRECT	37,870,925	37,870,925
46500Q-AA-8	ISQ GLOBAL INFRASTRUCTURE CRED SENIOR RE09/30/2022 ...	LOGERTHT I 1	137,922,678	137,922,678	1,769,282
46500Q-AB-6	ISQ GLOBAL INFRASTRUCTURE CRED SENIOR RE11/23/2022 ...	VARIOUS	6,749,323	6,749,323
46500Q-AB-6	ISQ GLOBAL INFRASTRUCTURE CRED SENIOR RE09/30/2022 ...	LOGERTHT I 1	9,703,618	9,703,618	217,274
59*666-W8-3	LORDCAP GREEN TRUST TERM LOAN06/22/2022 ...	3RD PARTY	461,111	461,111
59*666-Y9-9	LORDCAP GREEN TRUST TERM LOAN07/27/2022 ...	3RD PARTY	516,695	516,695
61034#-AA-6	MONROE CAPITAL PRIVATE CREDIT SECURED RE10/27/2022 ...	3RD PARTY	31,000,000	31,000,000
61034#-AA-6	MONROE CAPITAL PRIVATE CREDIT SECURED RE05/16/2022 ...	LOGERTHT I 1	217,000,000	217,000,000	959,816
61034#-AB-4	MONROE CAPITAL PRIVATE CREDIT SUB REVOLV10/27/2022 ...	3RD PARTY	6,500,000	6,500,000
61034#-AB-4	MONROE CAPITAL PRIVATE CREDIT SUB REVOLV05/16/2022 ...	LOGERTHT I 1	45,500,000	45,500,000	259,391
BMSOVO-YD-1	ASP SUMMA 1 LLC TERM LOAN03/08/2022 ...	3RD PARTY	2,231,556	2,231,556
BMSOVO-YG-4	ASP SUMMA 2 LLC TERM LOAN03/08/2022 ...	3RD PARTY	10,771,272	10,771,272
BMSOVO-YK-5	ASP SUMMA 3 LLC TERM LOAN03/08/2022 ...	3RD PARTY	10,550,400	10,550,400
BMSOVO-YY-5	ASP SUMMA 4 LLC TERM LOAN03/08/2022 ...	3RD PARTY	11,146,128	11,146,128
BENJLK-QW-7	ASP SUMMA 5 LLC TERM LOAN03/08/2022 ...	3RD PARTY	4,207,561	4,207,561
BENJLK-QX-5	ASP SUMMA 6 LLC TERM LOAN03/08/2022 ...	3RD PARTY	4,213,766	4,213,766
BENJLK-QY-3	ASP SUMMA 7 LLC TERM LOAN03/01/2022 ...	3RD PARTY	3,926,074	3,926,074
BENJLK-QZ-0	ASP SUMMA 8 LLC TERM LOAN03/08/2022 ...	3RD PARTY	4,256,687	4,256,687
BMS125-5P-5	RFS ASSET SECURITIZATION III SECURED REV10/13/2022 ...	3RD PARTY	4,296,634	4,296,634
BMS125-6X-7	RFS ASSET SECURITIZATION III SUB REVOLVE10/13/2022 ...	3RD PARTY	447,566	447,566
BMS163-83-2	PERIMETER MASTER NOTE BUSINESS SECURED T10/12/2022 ...	3RD PARTY	7,500,000	7,500,000
BMS163-85-7	PERIMETER MASTER NOTE BUSINESS SUB TERM10/12/2022 ...	3RD PARTY	2,500,062	2,500,062
P3769#-AA-2	FIDEICOMISO UNION VIAL RIO PAM SECURED T10/28/2022 ...	3RD PARTY	2,449,707	2,449,707
P3769#-AB-0	FIDEICOMISO UNION VIAL RIO PAM SECURED T05/27/2022 ...	3RD PARTY	6,765	6,765
PPFBFE-QX-2	BR ADVISORY & INVESTMENTS LLC SECURED TE04/18/2022 ...	3RD PARTY	24,934,375	24,687,500
BL3578-85-5	ADANI HYBRID ENERGY JAISALMER SECURED TE	D.....	...05/17/2022 ...	3RD PARTY	57,565	57,565
BL3605-92-2	ADANI HYBRID ENERGY JAISALMER SECURED TE	D.....	...05/17/2022 ...	3RD PARTY	57,565	57,565
BL3605-93-0	ADANI HYBRID ENERGY JAISALMER SECURED TE	D.....	...08/12/2022 ...	3RD PARTY	125,156	125,156
BL3605-94-8	ADANI HYBRID ENERGY JAISALMER SECURED TE	D.....	...08/12/2022 ...	3RD PARTY	286,532	286,532
BL3605-96-3	ADANI HYBRID ENERGY JAISALMER SECURED TE	D.....	...09/07/2022 ...	3RD PARTY	1,099,025	1,099,025
BMS18S-G5-1	SVF II FINCO CAYMAN LP SECURED TERM LO	D.....	...06/06/2022 ...	3RD PARTY	39,449,024	39,449,024
PPFY4U-ST-0	ORCHARD FUNDING LIMITED SECURED TERM LOAN	B.....	...12/14/2022 ...	3RD PARTY	5,283,822	5,323,750
1909999999. Subtotal - Bonds - Unaffiliated Bank Loans						654,747,006	654,540,059	3,205,763
2509999997. Total - Bonds - Part 3						7,756,103,570	7,838,041,003	33,232,951
2509999998. Total - Bonds - Part 5						853,736,725	861,546,423	3,051,588
2509999999. Total - Bonds						8,609,840,295	8,699,587,426	36,284,539
86311Q-20-4	UNITED STATES CELLULAR CORPORA PFD EQUIT03/30/2018 ...	DIRECT	37,800,000	0.00
4029999999. Subtotal - Preferred Stocks - Industrial and Miscellaneous (Unaffiliated) Redeemable Preferred						340,238	XXX
4509999997. Total - Preferred Stocks - Part 3						340,238	XXX
4509999998. Total - Preferred Stocks - Part 5						XXX
4509999999. Total - Preferred Stocks						340,238	XXX
BMS0W6-87-9	FEDERAL HOME LOAN BANK OF DES01/13/2022 ...	DIRECT	10,000,000.000	10,000,000
BMS11L-T7-5	FEDERAL HOME LOAN BANK OF DES12/22/2022 ...	DIRECT	12,000,000.000	12,000,000
5029999999. Subtotal - Common Stocks - Industrial and Miscellaneous (Unaffiliated) Other						22,000,000	XXX
02567#-11-7	American Equity Inv Life Ins Co of Vermont12/31/2022 ...	DIRECT	16,000,000
26968*-10-5	Eagle Life Insurance Company12/31/2022 ...	DIRECT	850,005
5919999999. Subtotal - Common Stocks - Parent, Subsidiaries and Affiliates Publicly Traded						16,850,005	XXX
5989999997. Total - Common Stocks - Part 3						38,850,005	XXX
5989999998. Total - Common Stocks - Part 5						24,000,000	XXX

ANNUAL STATEMENT FOR THE YEAR 2022 OF THE AMERICAN EQUITY INVESTMENT LIFE INSURANCE COMPANY

SCHEDULE D - PART 3

Showing All Long-Term Bonds and Stocks ACQUIRED During Current Year

1	2	3	4	5	6	7	8	9
CUSIP Identification	Description	Foreign	Date Acquired	Name of Vendor	Number of Shares of Stock	Actual Cost	Par Value	Paid for Accrued Interest and Dividends
5989999999. Total - Common Stocks						62,850,005	XXX	
5999999999. Total - Preferred and Common Stocks						63,190,243	XXX	
6009999999 - Totals						8,673,030,538	XXX	36,284,539

ANNUAL STATEMENT FOR THE YEAR 2022 OF THE AMERICAN EQUITY INVESTMENT LIFE INSURANCE COMPANY

SCHEDULE D - PART 4

Showing All Long-Term Bonds and Stocks SOLD, REDEEMED or Otherwise DISPOSED OF During Current Year

1	2	3	4	5	6	7	8	9	10	Change In Book/Adjusted Carrying Value					16	17	18	19	20	21
										11	12	13	14	15						
CUSIP Identi- fication	Description	For- eign	Disposal Date	Name of Purchaser	Number of Shares of Stock	Con- sideration	Par Value	Actual Cost	Prior Year Book/ Adjusted Carrying Value	Unrealized Valuation Increase/ Decrease	Current Year's (Amor- tization)/ Accretion	Current Year's Other- Than- Temporary Impairment Recognized	Total Change in Book/ Adjusted Carrying Value (11+12-13)	Total Foreign Exchange Change in Book/ Adjusted Carrying Value	Book/ Adjusted Carrying Value at Disposal Date	Foreign Exchange Gain (Loss) on Disposal	Realized Gain (Loss) on Disposal	Total Gain (Loss) on Disposal	Bond Interest/ Stock Dividends Received During Year	Stated Con- tractual Maturity Date
36194S-PD-4	GOVERNMENT NATIONAL MORTGAGE A APROJ_MBS		12/01/2022	PAYDOWN		3,776,556	3,776,556	3,846,187	3,812,493		(35,937)		(35,937)		3,776,556				62,092	09/15/2041
38376R-MF-0	GOVERNMENT NATIONAL MORTGAGE A SENIOR AG		12/01/2022	PAYDOWN				378,063	281,883		(281,883)		(281,883)						27,544	11/20/2065
38376R-RV-0	GOVERNMENT NATIONAL MORTGAGE A SENIOR AG		12/01/2022	PAYDOWN				363,786	276,744		(276,744)		(276,744)						31,559	03/20/2066
912828-YF-1	UNITEDSTATETREASURY SENIOR GOVT_BND		09/15/2022	MATURITY		5,000,000	5,000,000	4,981,781	4,995,410		4,590		4,590		5,000,000				75,000	09/15/2022
0109999999. Subtotal - Bonds - U.S. Governments						8,776,556	8,776,556	9,569,817	9,366,530		(589,974)		(589,974)		8,776,556				196,195	XXX
125094-AC-6	CDP FINANCIAL INC SENIOR CORP_BND 144A	A	10/01/2022	CFRT - TRADING BLK		28,354,772	27,085,000	26,005,984	28,976,980		(2,970,997)		(2,970,997)		26,005,984		2,348,788	2,348,788	1,280,820	11/25/2039
12591D-AC-5	CNOOC FINANCE 2014 ULC SENIOR CORP_BND	A	10/11/2022	3RDPARTY		24,717,750	25,000,000	24,170,833	24,970,386		(782,438)		(782,438)		24,187,948		529,802	529,802	1,012,326	04/30/2024
65334H-AA-0	CNOOC PETROLEUM NORTH AMERICA SENIOR COR	A	08/19/2022	3RDPARTY		3,701,580	3,000,000	2,743,980	2,827,513		6,999		6,999		2,834,512		867,068	867,068	221,813	03/15/2032
65334H-AG-7	CNOOC PETROLEUM NORTH AMERICA SENIOR COR	A	08/19/2022	3RDPARTY		5,423,300	5,000,000	5,039,150	5,028,718		(733)		(733)		5,027,986		395,314	395,314	247,111	05/15/2037
00254E-MA-7	SWEDISH EXPORT CREDIT CORP SENIOR CORP_B	D	03/14/2022	CALL 100.0000		50,000,000	50,000,000	50,000,000	50,000,000						50,000,000				977,500	03/14/2032
00386S-AB-8	ABU DHABI NATIONAL ENERGY COMP SENIOR CO	D	10/01/2022	CFRT - TRADING BLK		11,702,772	10,700,000	8,143,492	9,173,546		(1,030,054)		(1,030,054)		8,143,492		3,559,280	3,559,280	641,405	10/27/2036
12622N-AC-6	CNPC HK OVERSEAS CAPITAL LTD SENIOR CO	D	10/01/2022	CFRT - TRADING BLK		5,154,170	5,000,000	4,335,163	4,909,999		(574,836)		(574,836)		4,335,163		819,007	819,007	273,535	04/28/2041
12623T-AE-8	CNPC GENERAL CAPITAL LTD SENIOR CORP_BND	D	10/07/2022	3RDPARTY		9,931,200	10,000,000	9,812,587	9,874,290		(51,159)		(51,159)		9,823,130		108,070	108,070	336,222	04/16/2023
16951X-AA-0	CHINA RESOURCES GAS GROUP LTD SENIOR COR	D	04/05/2022	MATURITY		15,000,000	15,000,000	14,905,000	14,996,886		3,114		3,114		15,000,000				337,500	04/05/2022
21986B-BS-4	CORPORACION ANDINA DE FOMENTO SENIOR COR	D	06/15/2022	VARIOUS		47,000,000	47,000,000	47,248,620	47,013,169		(13,169)		(13,169)		47,000,000				1,028,125	06/15/2022
21987B-AK-4	CORPORACION NACIONAL DEL COBRE SENIOR CO	D	10/05/2022	3RDPARTY		960,000	1,000,000	930,951	1,014,916		(83,906)		(83,906)		931,010		28,990	28,990	58,750	09/21/2035
21987B-AL-2	CORPORACION NACIONAL DEL COBRE SENIOR CO	D	10/07/2022	3RDPARTY		1,960,000	2,000,000	1,851,897	2,027,112		(174,967)		(174,967)		1,852,145		107,855	107,855	118,900	10/24/2036
23330J-AC-5	DP WORLD LTD UAE SENIOR CORP_BND 144A	D	04/01/2022	SECURITY WITHDRAW		1,029,209	1,000,000	1,030,000	1,029,347		(138)		(138)		1,029,209				131	09/30/2049
268317-AC-8	ELECTRICITE DE FRANCE SA SENIOR CORP_BND	D	10/25/2022	3RDPARTY		6,715,038	7,100,000	6,681,422	7,372,946		(690,326)		(690,326)		6,682,620		32,418	32,418	618,183	01/26/2039
4581X0-CE-6	INTER-AMERICAN DEVELOPMENT BAN SENIOR CO	D	09/26/2022	3RDPARTY		2,590,673	2,550,000	2,525,597	2,529,322		419		419		2,529,742		60,931	60,931	131,396	01/24/2044
500630-CG-1	KOREA DEVELOPMENT BANK SENIOR CORP_BND	D	11/17/2022	3RDPARTY		23,802,850	25,000,000	24,964,250	24,985,327		3,353		3,353		24,988,680		(1,185,830)	(1,185,830)	996,094	09/16/2025
50065W-AF-3	KOREA NATIONAL OIL CORP SENIOR CORP_BND	D	11/16/2022	3RDPARTY		19,675,000	20,000,000	19,426,060	19,973,384		(491,464)		(491,464)		19,481,920		193,080	193,080	1,055,556	01/23/2024
52908E-US-0	DREYFUS UNIV US TSY #703 MUNITAX_BND GO	C	10/01/2022	VARIOUS		1,950,000	1,950,000	1,950,000	1,950,000						1,950,000				78,000	10/01/2030
62983P-AA-3	NAKILAT INC SECURED CORP_BND 144A	D	12/31/2022	REDEMPTION 100.0000		541,501	541,501	425,078	480,335		61,166		61,166		541,501				24,763	12/31/2033
62983P-AB-1	NAKILAT INC SECURED CORP_BND 144A	D	12/31/2022	REDEMPTION 100.0000		198,348	198,348	155,703	172,179		26,169		26,169		198,348				9,371	12/31/2033
656531-AG-5	EQUINOR ASA SENIOR CORP_BND	D	10/01/2022	CFRT - TRADING BLK		2,802,367	2,610,000	2,476,336	2,650,799		(174,463)		(174,463)		2,476,336		326,031	326,031	213,962	01/15/2028
71647N-AV-1	PETROBRAS GLOBAL FINANCE BV SENIOR CORP	D	08/15/2022	3RDPARTY		10,917,188	10,625,000	10,217,267	10,408,834		41,023		41,023		10,449,857		467,331	467,331	594,298	01/27/2025
716743-AJ-8	PETRONAS CAPITAL LTD SENIOR CORP_BND 144	D	11/14/2022	3RDPARTY		12,681,586	13,100,000	12,985,375	13,058,624		10,801		10,801		13,069,425		(387,839)	(387,839)	532,369	03/18/2025
74735K-ZB-7	OREDOD INTERNATIONAL FINANCE SENIOR COR	D	06/10/2022	3RDPARTY		2,992,500	3,000,000	2,965,020	2,983,302		1,111		1,111		2,984,413		8,087	8,087	101,396	01/31/2028
75405U-AA-4	RAS LAFFAN LIQUEFIED NATURAL G SECURED C	D	09/30/2022	REDEMPTION 100.0000		308,700	308,700	264,710	294,830		13,870		13,870		308,700				13,731	09/30/2027
75405U-AD-8	RAS LAFFAN LIQUEFIED NATURAL G SECURED C	D	09/30/2022	REDEMPTION 100.0000		3,247,950	3,247,950	3,360,234	3,287,817		(39,867)		(39,867)		3,247,950				154,245	09/30/2027
78462Q-AD-1	SP POWERASSETS LTD SENIOR CORP_BND 144A	D	11/17/2022	3RDPARTY		20,816,602	21,800,000	21,746,372	21,777,009		4,988		4,988		21,781,997		(965,395)	(965,395)	702,596	11/24/2025
82937W-AE-5	SINOPEC GROUP OVERSEAS DEVELOP SENIOR CO	D	08/19/2022	3RDPARTY		5,051,350	5,000,000	4,988,350	4,996,889		850		850		4,997,739		53,611	53,611	190,191	04/10/2024
82938B-AC-4	SINOPEC GROUP OVERSEAS DEVELOP SENIOR CO	D	11/14/2022	3RDPARTY		14,350,500	15,000,000	14,853,300	14,945,713		13,702		13,702		14,959,415		(608,915)	(608,915)	511,875	04/28/2025
856899-AB-5	STATE GRID OVERSEAS INVESTMENT SENIOR CO	D	08/19/2022	3RDPARTY		6,992,300	7,000,000	6,928,740	6,988,663		5,192		5,192		6,993,855		(1,555)	(1,555)	164,670	05/22/2023
857004-AC-9	STATE GRID OVERSEAS INVESTMENT SENIOR CO	D	10/07/2022	3RDPARTY		19,825,200	20,000,000	19,313,500	19,940,253		(613,954)		(613,954)		19,326,299		498,901	498,901	767,708	05/07/2024
85771P-AC-6	EQUINOR ASA SENIOR CORP_BND	D	10/01/2022	CFRT - TRADING BLK		6,287,665	6,500,000	6,367,771	6,526,016		(164,900)		(164,900)		6,361,116		(73,452)	(73,452)	370,175	08/17/2040
87164K-AB-0	SYNGENTA FINANCE NV SENIOR CORP_BND	D	06/01/2022	VARIOUS							(15)		(15)				15	15	(4,758)	03/28/2042
91087B-AA-8	MEXICO UNITED MEXICAN STATES SENIOR COR	D	09/22/2022	CALL 100.0000		25,000,000	25,000,000	25,106,000	25,037,578		(8,488)		(8,488)		25,029,091		(29,091)	(29,091)	1,030,000	01/30/2025
98850L-AD-2	THREE GORGES FINANCE I CAYMAN SENIOR CO	D	01/19/2022	3RDPARTY		1,035,794	1,000,000	1,036,860	1,035,837		(43)		(43)		1,035,795				8,267	10/16/2049
N0727E-AA-4	ARUBA GOVERNMENT CORP_BND	D	12/10/2022	REDEMPTION 100.0000		345,420	345,420	343,693	344,040		1,380		1,380		345,420				4,617	06/12/2027
Y6421X-BY-3	NTPO LTD SENIOR CORP_BND	D	01/19/2022	3RDPARTY		2,777,063	2,750,000	2,807,906	2,777,379		(313)		(313)		2,777,065		(3)	(3)	46,425	02/26/2026
0309999999. Subtotal - Bonds - All Other Governments						395,840,348	396,411,919	388,107,201	396,359,938		(7,672,093)		(7,672,093)		388,687,848		7,152,498	7,152,498	14,849,268	XXX
13063B-M3-3	CALIFORNIA ST PUB WKS BRD LEAS MUNI_BND		09/23/2022	VARIOUS		9,986,436	10,000,000	10,000,000	10,000,000						10,000,000		(13,564)	(13,564)	371,389	09/01/2031
373384-SC-1	GEORGIA STATE OF MUNITAX_BND GO		11/09/2022	3RDPARTY REDEMPTION		20,091,645	20,690,000	22,307,751	21,643,799		(80,871)		(80,871)		21,562,927		(1,471,282)	(1,471,282)	1,057,314	10/01/2030
57582R-YN-0	MASSACHUSETTS COMMONWEALTH OF MUNITAX_B		09/01/2022	100.0000		161,608	161,608	161,608	161,608						161,608				4,304	09/01/2039
93974C-BK-9	WASHINGTON STATE OF MUNI_BND GO		07/26/2022	3RDPARTY		2,843,445	2,850,000	2,586,803	2,691,517		8,112		8,112		2,699,629		143,816	143,816	91,913	07/01/2031
0509999999. Subtotal - Bonds - U.S. States, Territories and Possessions						33,083,134	33,701,608	35,056,162	34,496,924		(72,759)		(72,759)		34,424,164		(1,341,030)	(1,341,030)	1,524,920	XXX
094780-YE-7	BLOOMINGTON MUNI MUNITAX_BND GO		02/01/2022	CALL 100.0000		135,000	135,000	134,237	134,697		4		4		134,702		298	298	2,768	02/01/2027

ANNUAL STATEMENT FOR THE YEAR 2022 OF THE AMERICAN EQUITY INVESTMENT LIFE INSURANCE COMPANY

SCHEDULE D - PART 4

Showing All Long-Term Bonds and Stocks SOLD, REDEEMED or Otherwise DISPOSED OF During Current Year

1	2	3	4	5	6	7	8	9	10	Change In Book/Adjusted Carrying Value					16	17	18	19	20	21
										11	12	13	14	15						
CUSIP Identification	Description	Foreign	Disposal Date	Name of Purchaser	Number of Shares of Stock	Consideration	Par Value	Actual Cost	Prior Year Book/ Adjusted Carrying Value	Unrealized Valuation Increase/ Decrease	Current Year's (Amortization)/ Accretion	Current Year's Other-Than-Temporary Impairment Recognized	Total Change in Book/ Adjusted Carrying Value (11+12-13)	Total Foreign Exchange Change in Book/ Adjusted Carrying Value	Book/ Adjusted Carrying Value at Disposal Date	Foreign Exchange Gain (Loss) on Disposal	Realized Gain (Loss) on Disposal	Total Gain (Loss) on Disposal	Bond Interest/ Stock Dividends Received During Year	Stated Contractual Maturity Date
094780-YF-4	BLOOMINGTON MINN MUNITAX_BND GO		.02/01/2022	CALL 100.0000		200,000	200,000	198,822	199,475		6		6		199,481		519	519	4,150	.02/01/2028
094780-YG-2	BLOOMINGTON MINN MUNITAX_BND GO		.02/01/2022	CALL 100.0000		210,000	210,000	208,715	209,371		6		6		209,377		623	623	4,410	.02/01/2029
094780-YH-0	BLOOMINGTON MINN MUNITAX_BND GO		.02/01/2022	CALL 100.0000		220,000	220,000	218,607	219,264		6		6		219,271		729	729	4,675	.02/01/2030
094780-YJ-6	BLOOMINGTON MINN MUNITAX_BND GO		.02/01/2022	CALL 100.0000		230,000	230,000	228,498	229,154		6		6		229,160		840	840	4,945	.02/01/2031
094780-YK-3	BLOOMINGTON MINN MUNITAX_BND GO		.02/01/2022	CALL 100.0000		170,000	170,000	168,859	169,322		4		4		169,326		674	674	3,698	.02/01/2032
189342-F8-6	CLOVIS CALIF UNI SCH DIST MUNITAX_BND GO		.11/09/2022	3RDPARTY		4,536,520	4,600,000	4,459,332	4,474,723		4,518		4,518		4,479,242		57,278	57,278	244,040	.08/01/2038
244415-JP-1	DEERFIELD ILL SENIOR MUNITAX_BND GO		.12/01/2022	VARIOUS																.12/01/2028
269408-IP-2	EAGAN MINN MUNITAX_BND GO		.11/10/2022	3RDPARTY		416,107	420,000	420,000	420,000						420,000		(3,893)	(3,893)	16,240	.02/01/2026
269408-MQ-0	EAGAN MINN MUNITAX_BND GO		.11/10/2022	3RDPARTY		837,336	845,000	845,000	845,000						845,000		(7,664)	(7,664)	33,762	.02/01/2027
269408-MR-8	EAGAN MINN MUNITAX_BND GO		.11/10/2022	3RDPARTY		966,362	975,000	975,000	975,000						975,000		(8,639)	(8,639)	40,213	.02/01/2028
269408-MS-6	EAGAN MINN MUNITAX_BND GO		.11/10/2022	3RDPARTY		897,163	905,000	905,000	905,000						905,000		(7,837)	(7,837)	38,493	.02/01/2029
416848-TR-0	HARTLAND MICH CONS SCH DIST MUNITAX_BND		.05/01/2022	VARIOUS																.05/01/2027
478898-FD-6	JOHNSON CNTY TEX MUNITAX_BND GO		.11/10/2022	3RDPARTY		888,561	900,000	900,000	900,000						900,000		(11,439)	(11,439)	45,923	.02/15/2029
478898-FE-4	JOHNSON CNTY TEX MUNITAX_BND GO		.11/10/2022	3RDPARTY		351,407	355,000	355,000	355,000						355,000		(3,593)	(3,593)	18,646	.02/15/2030
486116-YA-8	KAUAI CNTY HAWAII SENIOR MUNITAX_BND GO		.11/09/2022	3RDPARTY		2,838,777	2,740,000	3,051,976	2,941,012		(11,422)		(11,422)		2,929,590		(90,813)	(90,813)	206,609	.08/01/2033
49474F-DC-1	KING CNTY WASH SENIOR MUNI_BND GO		.06/01/2022	VARIOUS		8,090,000	8,090,000	8,155,367	8,092,949		(2,949)		(2,949)		8,090,000				145,620	.06/01/2034
567288-RT-4	MARICOPA CNTY ARIZ UNI SCH DIS MUNITAX_B		.07/01/2022	VARIOUS																.07/01/2028
584002-QB-8	MECKLENBURG CNTY N C MUNITAX_BND GO		.11/09/2022	3RDPARTY		13,040,208	13,700,000	13,722,300	13,700,000						13,700,000		(659,792)	(659,792)	666,980	.10/01/2030
596782-TM-4	MIDDLETON CITY WIS SENIOR MUNITAX_BND GO		.09/01/2022	CALL 100.0000		345,000	345,000	345,000	345,000						345,000				11,385	.09/01/2028
596782-TP-7	MIDDLETON CITY WIS SENIOR MUNITAX_BND GO		.09/01/2022	CALL 100.0000		370,000	370,000	370,000	370,000						370,000				13,320	.09/01/2030
602245-UM-2	MILWAUKEE CNTY WIS MUNITAX_BND GO		.12/01/2022	VARIOUS		268,454	268,454	273,259	270,404		(1,950)		(1,950)		268,454				17,688	.12/01/2028
60374Y-7Y-7	MINNEAPOLIS MINN MUNITAX_BND GO		.11/09/2022	3RDPARTY		1,476,422	1,550,000	1,550,000	1,550,000						1,550,000		(73,579)	(73,579)	74,833	.03/01/2028
604195-VH-7	MINNETONKA MINN INDOPT SCH DIST SENIOR MU		.01/01/2022	CALL 100.0000		1,385,000	1,385,000	1,376,427	1,380,818						1,380,818		4,182	4,182	22,160	.01/01/2029
604195-VJ-3	MINNETONKA MINN INDOPT SCH DIST SENIOR MU		.01/01/2022	CALL 100.0000		3,865,000	3,865,000	3,839,027	3,851,004		7		7		3,851,012		13,988	13,988	63,773	.01/01/2031
689597-FA-5	OTTER TAIL CNTY MINN MUNI_BND GO		.11/01/2022	CALL 100.0000		11,070,000	11,070,000	11,070,000	11,070,000						11,070,000				376,380	.11/01/2033
76541V-NK-9	RICHMOND VA CITY OF MUNITAX_BND GO		.11/09/2022	3RDPARTY		1,235,960	1,275,000	1,267,707	1,270,720		399		399		1,271,119		(35,160)	(35,160)	71,310	.03/01/2030
771420-AM-8	ROCHESTER IND CNTY SCH CORP MUNITAX_BND		.01/01/2022	CALL 100.0000		145,000	145,000	146,528	145,077		(9)		(9)		145,068		(68)	(68)	3,716	.07/01/2022
771420-AM-8	ROCHESTER IND CNTY SCH CORP MUNITAX_BND		.07/01/2022	REDEMPTION 100.0000		555,000	555,000	560,850	555,294		(294)		(294)		555,000				28,444	.07/01/2022
791697-BX-2	ST LOUIS MO SPL ADMINISTRATIVE MUNITAX_B		.11/09/2022	3RDPARTY		6,265,141	6,550,000	6,550,000	6,550,000						6,550,000		(284,860)	(284,860)	348,287	.04/01/2029
791697-CH-6	ST LOUIS MO SPL ADMINISTRATIVE MUNITAX_B		.11/09/2022	3RDPARTY		1,509,592	1,550,000	1,550,000	1,550,000						1,550,000		(40,409)	(40,409)	79,816	.04/01/2027
791697-CJ-2	CITY OF ST LOUIS MO MUNITAX_BND GO		.11/09/2022	3RDPARTY		5,595,210	5,750,000	5,750,000	5,750,000						5,750,000		(154,790)	(154,790)	302,530	.04/01/2028
833086-CC-3	SNOHOMISH CNTY WASH SENIOR MUNITAX_BND G		.12/01/2022	CALL 100.0000		120,000	120,000	119,544	119,545		42		42		119,587		413	413	4,200	.12/01/2030
833086-CD-1	SNOHOMISH CNTY WASH SENIOR MUNITAX_BND G		.12/01/2022	CALL 100.0000		155,000	155,000	153,394	153,399		127		127		153,526		1,474	1,474	5,425	.12/01/2031
833086-CE-9	SNOHOMISH CNTY WASH SENIOR MUNITAX_BND G		.12/01/2022	CALL 100.0000		155,000	155,000	154,306	154,308		50		50		154,358		642	642	5,580	.12/01/2032
0709999999 Subtotal - Bonds - U.S. Political Subdivisions of States, Territories and Possessions						68,543,220	69,803,454	70,022,755	69,855,536		(11,449)		(11,449)		69,844,091		(1,300,872)	(1,300,876)	2,910,019	XXX
01030L-BS-3	ALABAMA INCENTIVES FING AUTH MUNITAX_BND		.09/01/2022	VARIOUS		425,000	425,000	426,789	425,628		(81)		(81)		425,547		(547)	(547)	25,679	.09/01/2029
01030L-BS-3	ALABAMA INCENTIVES FING AUTH MUNITAX_BND		.09/01/2022	VARIOUS																.09/01/2029
051245-CH-9	AUGUSTA GA URBAN REDEV AGY MUNITAX_BND R		.11/10/2022	3RDPARTY		796,565	815,000	815,000	815,000						815,000		(18,435)	(18,435)	36,584	.10/01/2036
051245-CK-2	AUGUSTA GA URBAN REDEV AGY MUNITAX_BND R		.11/09/2022	3RDPARTY		1,776,841	1,810,000	1,810,000	1,810,000						1,810,000		(33,159)	(33,159)	83,074	.10/01/2038
140542-CG-4	CAPITAL TRUST AGENCY FLA MF SENIOR MUNIT		.09/08/2022	TAXABLE EXCHANGE		1,900,388	1,975,000	1,585,947	1,585,947		(3,478)		(3,478)		1,582,469		317,919	317,919		.07/01/2023
140542-CL-3	CAPITAL TRUST AGENCY FLA MF SENIOR MUNIT		.09/08/2022	TAXABLE EXCHANGE		3,254,334	3,270,000	2,700,213	2,700,213						2,700,213		554,122	554,122		.07/01/2023
140542-CQ-2	CAPITAL TRUST AGENCY FLA MF SENIOR MUNIT		.09/08/2022	TAXABLE EXCHANGE		1,809,000	2,010,000	1,610,513	1,610,513						1,610,513		198,488	198,488		.07/01/2025
140542-CW-9	CAPITAL TRUST AGENCY FLA MF SENIOR MUNIT		.09/08/2022	TAXABLE EXCHANGE		6,151,634	6,325,000	5,067,906	5,067,906						5,067,906		1,083,728	1,083,728		.07/01/2028
140542-CX-7	CAPITAL TRUST AGENCY FLA MF SENIOR MUNIT		.09/08/2022	TAXABLE EXCHANGE		3,689,456	3,780,000	3,028,725	3,028,725						3,028,725		660,731	660,731		.07/01/2030
231266-GC-5	UNIVERSITY OF MISSOURI SENIOR MUNITAX_BN		.12/05/2022	3RDPARTY		2,566,961	2,300,000	2,300,000	2,300,000						2,300,000		266,961	266,961	146,538	.11/01/2041
26678P-EC-0	DURHAM N C MUNITAX_BND REV		.10/01/2022	CALL 100.0000		1,550,000	1,550,000	1,543,490	1,544,652		333		333		1,544,985		5,015	5,015	58,125	.10/01/2037
295139-AR-0	ERIE CNTY OHIO MUNITAX_BND REV		.04/01/2022	REDEMPTION 100.0000		81,000	81,000	81,000	81,000						81,000				1,831	.04/01/2038

ANNUAL STATEMENT FOR THE YEAR 2022 OF THE AMERICAN EQUITY INVESTMENT LIFE INSURANCE COMPANY

SCHEDULE D - PART 4

Showing All Long-Term Bonds and Stocks SOLD, REDEEMED or Otherwise DISPOSED OF During Current Year

1	2	3	4	5	6	7	8	9	10	Change In Book/Adjusted Carrying Value					16	17	18	19	20	21
										11	12	13	14	15						
CUSIP Identi- fication	Description	For- eign	Disposal Date	Name of Purchaser	Number of Shares of Stock	Con- sideration	Par Value	Actual Cost	Prior Year Book/ Adjusted Carrying Value	Unrealized Valuation Increase/ Decrease	Current Year's (Amor- tization)/ Accretion	Current Year's Other- Than- Temporary Impairment Recognized	Total Change in Book/ Adjusted Carrying Value (11+12-13)	Total Foreign Exchange Change in Book/ Adjusted Carrying Value	Book/ Adjusted Carrying Value at Disposal Date	Foreign Exchange Gain (Loss) on Disposal	Realized Gain (Loss) on Disposal	Total Gain (Loss) on Disposal	Bond Interest/ Stock Dividends Received During Year	Stated Con- tractual Maturity Date
30261Q-AM-5	FREM1 MORTGAGE TRUST FREMF_13 SUB_CMBS		12/01/2022	PAYDOWN		10,000,000	10,000,000	9,646,484	9,890,815		109,185		109,185		10,000,000				345,866	12/25/2045
30290T-AQ-5	FREM1 MORTGAGE TRUST FREMF_12 SUB SUB_CM		05/17/2022	3RDPARTY		9,991,797	10,000,000	9,975,000	9,946,501		13,405		13,405		9,959,905		31,892	31,892	185,589	07/25/2045
30290X-AQ-6	FREM1 MORTGAGE TRUST FREMF_13 SUB SUB_CM		05/17/2022	3RDPARTY		9,991,016	10,000,000	9,696,875	9,917,460		15,511		15,511		9,932,972		58,044	58,044	165,148	11/25/2045
303891-YP-4	FAIRFAX CNTY VA WTR AUTH MUNITAX_BND REV		11/17/2022	3RDPARTY		948,570	1,000,000	1,000,000	1,000,000						1,000,000		(51,430)	(51,430)	34,224	04/01/2026
303891-YQ-2	FAIRFAX CNTY VA WTR AUTH MUNITAX_BND REV		11/17/2022	3RDPARTY		1,452,784	1,550,000	1,452,418	1,506,434		6,754		6,754		1,513,188		(60,404)	(60,404)	54,459	04/01/2027
303891-YR-0	FAIRFAX CNTY VA WTR AUTH MUNITAX_BND REV		11/10/2022	3RDPARTY		827,973	900,000	809,451	855,022		5,612		5,612		860,634		(32,661)	(32,661)	32,169	04/01/2028
31339W-LL-8	FREDDIE MAC FHR_2419 SENIOR AGENCY_CMO		12/01/2022	PAYDOWN		162,998	162,998	162,998	162,998						162,998				5,738	02/15/2032
3133EL-3W-2	FEDERAL FARM CREDIT BANKS FUND SENIOR AG		01/19/2022	3RDPARTY		50,003,700	50,000,000	50,010,450	50,000,912		(403)		(403)		50,000,509		3,191	3,191	13,493	02/14/2022
3133EL-6Y-5	FEDERAL FARM CREDIT BANKS FUND SENIOR AG		01/20/2022	3RDPARTY		60,031,800	60,000,000	60,023,820	60,008,557		(666)		(666)		60,007,892		23,908	23,908	9,450	09/14/2022
3133EL-7H-1	FEDERAL FARM CREDIT BANKS FUND SENIOR AG		01/20/2022	3RDPARTY		40,004,800	40,000,000	40,008,880	40,001,234		(334)		(334)		40,000,900		3,900	3,900	6,167	03/15/2022
3133EL-7J-7	FEDERAL FARM CREDIT BANKS FUND SENIOR AG		03/24/2022	3RDPARTY		100,067,289	100,000,000	100,039,710	100,014,300		(4,633)		(4,633)		100,009,667		57,622	57,622	85,252	09/15/2022
3133EL-H7-2	FEDERAL FARM CREDIT BANKS FUND UNSEC AGE		01/11/2022	3RDPARTY		90,368,100	90,000,000	90,515,790	90,275,474		(5,766)		(5,766)		90,269,708		98,392	98,392	31,425	06/09/2023
3133EM-AW-2	FEDERAL FARM CREDIT BANKS FUND SENIOR AG		01/11/2022	3RDPARTY		160,095,390	160,000,000	160,096,000	160,035,354		(1,461)		(1,461)		160,033,892		61,498	61,498	16,000	09/23/2022
3133EM-CB-6	FEDERAL FARM CREDIT BANKS FUND SENIOR AG		01/21/2022	3RDPARTY		350,033,800	350,000,000	350,000,000	350,000,000						350,000,000		33,800	33,800	23,667	03/30/2022
3136A7-6E-7	FANNIE MAE FNMA_12-101 SENIOR AGENCY_CMO		12/01/2022	PAYDOWN		1,315,959	1,315,959	1,314,723	1,313,268		2,691		2,691		1,315,959				23,586	09/25/2042
3136AC-GN-5	FANNIEMAE-ACES FNMA_13-M3 AGCYSEN SENIOR		12/01/2022	PAYDOWN		512,516	512,515	510,112	510,483		2,033		2,033		512,516				9,541	01/25/2033
3136AF-5A-8	FANNIE MAE FNMA_13-84 SENIOR AGENCY_CMO		12/01/2022	PAYDOWN		4,363,878	4,363,878	4,069,316	4,197,448		166,430		166,430		4,363,878				63,723	08/25/2033
3137A6-TC-6	FREDDIE MAC FHLIC_3812 SENIOR AGENCY_CMO		12/01/2022	PAYDOWN		11,834,348	11,834,348	10,205,276	11,396,729		437,618		437,618		11,834,348				231,446	12/15/2030
3137A7-FL-9	FREDDIE MAC FHLIC_3804 SENIOR AGENCY_CMO		12/01/2022	PAYDOWN		7,258,811	7,258,811	5,729,924	6,837,961		420,850		420,850		7,258,811				117,041	02/15/2031
31381R-4H-4	FEDERAL NATIONAL MORTGAGE ASSO MULTI_MBS		12/01/2022	PAYDOWN		36,679	36,679	38,192	37,228		(549)		(549)		36,679				1,084	08/01/2041
31381R-G5-7	FEDERAL NATIONAL MORTGAGE ASSO MULTI_MBS		12/01/2022	PAYDOWN		75,827	75,827	77,391	76,297		(469)		(469)		75,827				2,271	07/01/2041
31381S-PX-4	FEDERAL NATIONAL MORTGAGE ASSO MULTI_MBS		12/01/2022	PAYDOWN		182,413	182,413	187,885	184,352		(1,939)		(1,939)		182,413				4,544	10/01/2041
31381T-7A-2	FEDERAL NATIONAL MORTGAGE ASSO MULTI_MBS		12/01/2022	PAYDOWN		21,267	21,267	22,269	21,984		(717)		(717)		21,267				517	03/01/2042
31381T-WA-4	FEDERAL NATIONAL MORTGAGE ASSO MULTI_MBS		12/01/2022	PAYDOWN		30,833	30,833	32,664	31,578		(745)		(745)		30,833				815	03/01/2042
31381V-BT-1	FEDERAL NATIONAL MORTGAGE ASSO MULTI_MBS		12/01/2022	PAYDOWN		163,881	163,881	167,568	165,323		(1,442)		(1,442)		163,881				3,592	07/01/2042
31381V-J7-1	FEDERAL NATIONAL MORTGAGE ASSO MULTI_MBS		12/01/2022	PAYDOWN		63,494	63,494	65,299	64,204		(711)		(711)		63,494				1,411	07/01/2042
3138L0-VV-0	FEDERAL NATIONAL MORTGAGE ASSO MULTI_MBS		12/01/2022	PAYDOWN		31,053	31,053	32,023	31,469		(416)		(416)		31,053				677	09/01/2042
3138L2-3B-1	FEDERAL NATIONAL MORTGAGE ASSO MULTI_MBS		12/01/2022	PAYDOWN		61,064	61,064	63,507	62,208		(1,144)		(1,144)		61,064				1,314	03/01/2043
3138L2-GN-1	FEDERAL NATIONAL MORTGAGE ASSO MULTI_MBS		12/01/2022	PAYDOWN		33,258	33,258	31,429	32,104		1,154		1,154		33,258				640	01/01/2031
3138L2-GP-6	FEDERAL NATIONAL MORTGAGE ASSO MULTI_MBS		12/01/2022	PAYDOWN		33,323	33,323	31,491	32,167		1,157		1,157		33,323				642	01/01/2031
3138L2-NT-0	FEDERAL NATIONAL MORTGAGE ASSO MULTI_MBS		12/01/2022	PAYDOWN		63,185	63,185	65,278	64,141		(956)		(956)		63,185				1,338	02/01/2043
3138L2-YY-7	FEDERAL NATIONAL MORTGAGE ASSO MULTI_MBS		11/01/2022	PAYDOWN		4,085,604	4,085,604	4,083,051	4,079,777		5,827		5,827		4,085,604				130,152	03/01/2043
3138L2-ZY-6	FEDERAL NATIONAL MORTGAGE ASSO MULTI_MBS		12/01/2022	PAYDOWN		87,919	87,919	90,309	89,019		(1,101)		(1,101)		87,919				1,811	03/01/2038
3138L3-4D-4	FEDERAL NATIONAL MORTGAGE ASSO MULTI_MBS		12/01/2022	PAYDOWN		103,408	103,408	103,327	103,288		120		120		103,408				1,969	06/01/2043
3138L3-6E-0	FEDERAL NATIONAL MORTGAGE ASSO MULTI_MBS		12/01/2022	PAYDOWN		1,042,327	1,042,327	1,083,695	1,064,124		(21,796)		(21,796)		1,042,327				42,874	05/01/2043
3138L3-AH-8	FEDERAL NATIONAL MORTGAGE ASSO MULTI_MBS		12/01/2022	PAYDOWN		39,305	39,305	41,111	40,156		(850)		(850)		39,305				863	03/01/2043
3138L3-AQ-8	FEDERAL NATIONAL MORTGAGE ASSO MULTI_MBS		12/01/2022	PAYDOWN		76,277	76,277	78,303	77,198		(921)		(921)		76,277				1,570	03/01/2043
3138L3-AZ-8	FEDERAL NATIONAL MORTGAGE ASSO MULTI_MBS		12/01/2022	PAYDOWN		112,562	112,562	115,376	113,832		(1,271)		(1,271)		112,562				2,291	03/01/2043
3138L3-CW-3	FEDERAL NATIONAL MORTGAGE ASSO MULTI_MBS		12/01/2022	PAYDOWN		78,721	78,721	81,476	80,002		(1,281)		(1,281)		78,721				1,659	03/01/2043
3138L3-H7-3	FEDERAL NATIONAL MORTGAGE ASSO MULTI_MBS		12/01/2022	PAYDOWN		28,033	28,033	29,146	28,557		(524)		(524)		28,033				613	04/01/2043
3138L3-PC-3	FEDERAL NATIONAL MORTGAGE ASSO MULTI_MBS		12/01/2022	PAYDOWN		50,093	50,093	51,706	50,849		(756)		(756)		50,093				1,042	05/01/2043
3138L3-Q4-0	FEDERAL NATIONAL MORTGAGE ASSO MULTI_MBS		12/01/2022	PAYDOWN		31,678	31,678	32,935	32,282		(604)		(604)		31,678				699	05/01/2043
3138L3-QY-4	FEDERAL NATIONAL MORTGAGE ASSO MULTI_MBS		12/01/2022	PAYDOWN		26,092	26,092	27,127	26,582		(490)		(490)		26,092				576	04/01/2043
3138L4-AK-9	FEDERAL NATIONAL MORTGAGE ASSO MULTI_MBS		12/01/2022	PAYDOWN		29,266	29,266	30,427	29,826		(560)		(560)		29,266				638	06/01/2043
3138L4-AW-3	FEDERAL NATIONAL MORTGAGE ASSO MULTI_MBS		12/01/2022	PAYDOWN		108,962	108,962	111,639	110,210		(1,248)		(1,248)		108,962				2,221	06/01/2043
3138L4-DY-6	FEDERAL NATIONAL MORTGAGE ASSO MULTI_MBS		12/01/2022	PAYDOWN		36,810	36,810	38,213	37,495		(685)		(685)		36,810				796	07/01/2043
3138L4-NZ-2	FEDERAL NATIONAL MORTGAGE ASSO MULTI_MBS		12/01/2022	PAYDOWN		126,315	126,315	128,289	127,165		(850)		(850)		126,315				2,868	08/01/2028
3138L4-TR-4	FEDERAL NATIONAL MORTGAGE ASSO MULTI_MBS		12/01/2022	PAYDOWN		57,770	57,770	59,485	58,871		(1,101)		(1,101)		57,770				1,400	08/01/2033
3138L4-V5-9	FEDERAL NATIONAL MORTGAGE ASSO MULTI_MBS		12/01/2022	PAYDOWN		291,340	291,340	298,532	294,868		(3,528)		(3,528)		291,340				7,147	08/01/2038

ANNUAL STATEMENT FOR THE YEAR 2022 OF THE AMERICAN EQUITY INVESTMENT LIFE INSURANCE COMPANY

SCHEDULE D - PART 4

Showing All Long-Term Bonds and Stocks SOLD, REDEEMED or Otherwise DISPOSED OF During Current Year

1	2	3	4	5	6	7	8	9	10	Change In Book/Adjusted Carrying Value					16	17	18	19	20	21	
										11	12	13	14	15							
CUSIP Identi- fication	Description	For- eign	Disposal Date	Name of Purchaser	Number of Shares of Stock	Con- sideration	Par Value	Actual Cost	Prior Year Book/ Adjusted Carrying Value	Unrealized Valuation Increase/ Decrease	Current Year's (Amor- tization)/ Accretion	Current Year's Other- Than- Temporary Impairment Recognized	Total Change in Book/ Adjusted Carrying Value (11+12-13)	Total Foreign Exchange Change in Book/ Adjusted Carrying Value	Book/ Adjusted Carrying Value at Disposal Date	Foreign Exchange Gain (Loss) on Disposal	Realized Gain (Loss) on Disposal	Total Gain (Loss) on Disposal	Bond Interest/ Stock Dividends Received During Year	Stated Con- tractual Maturity Date	
3138L4-ZP-1	FEDERAL NATIONAL MORTGAGE ASSO MULTI_MBS		12/01/2022	PAYDOWN		54,784	54,784	56,958	55,883		(1,099)		(1,099)		54,784				1,413	09/01/2033	
3138L5-SM-3	FEDERAL NATIONAL MORTGAGE ASSO MULTI_MBS		12/01/2022	PAYDOWN		451,162	451,162	452,854	451,598		(436)		(436)		451,162				10,677	01/01/2034	
3138L5-YU-8	FEDERAL NATIONAL MORTGAGE ASSO MULTI_MBS		12/01/2022	PAYDOWN		462,877	462,877	463,818	462,857		20		20		462,877				10,710	07/01/2029	
3138L9-7L-0	FEDERAL NATIONAL MORTGAGE ASSO MULTI_MBS		12/01/2022	PAYDOWN		141,530	141,530	137,770	141,276		254		254		141,530				2,471	06/01/2035	
3138L9-EG-3	FEDERAL NATIONAL MORTGAGE ASSO MULTI_MBS		12/01/2022	PAYDOWN		354,262	354,262	355,369	354,190		72		72		354,262				5,913	04/01/2030	
3138LC-3G-8	FEDERAL NATIONAL MORTGAGE ASSO MULTI_MBS		12/01/2022	PAYDOWN		42,296	42,296	42,276	42,216		81		81		42,296				845	01/01/2033	
3138LC-PII-9	FEDERAL NATIONAL MORTGAGE ASSO MULTI_MBS		12/01/2022	PAYDOWN		218,389	218,389	220,709	219,536		(1,148)		(1,148)		218,389				4,478	12/01/2035	
3138LC-TZ-8	FEDERAL NATIONAL MORTGAGE ASSO MULTI_MBS		12/01/2022	PAYDOWN		35,534	35,534	35,686	35,580		(46)		(46)		35,534				706	12/01/2033	
3138LC-UX-1	FEDERAL NATIONAL MORTGAGE ASSO MULTI_MBS		12/01/2022	PAYDOWN		490,144	490,144	497,037	494,473		(4,329)		(4,329)		490,144				10,367	01/01/2036	
3138LC-UZ-6	FEDERAL NATIONAL MORTGAGE ASSO MULTI_MBS		12/01/2022	PAYDOWN		156,208	156,208	158,991	158,031		(1,822)		(1,822)		156,208				3,331	01/01/2036	
3138LC-WA-9	FEDERAL NATIONAL MORTGAGE ASSO MULTI_MBS		12/01/2022	PAYDOWN		229,093	229,093	229,952	229,322		(229)		(229)		229,093				4,542	01/01/2034	
3138LC-Z7-3	FEDERAL NATIONAL MORTGAGE ASSO MULTI_MBS		12/01/2022	PAYDOWN		62,281	62,281	64,364	63,753		(1,472)		(1,472)		62,281				1,345	01/01/2036	
3138LE-XC-0	FEDERAL NATIONAL MORTGAGE ASSO MULTI_MBS		12/01/2022	PAYDOWN		18,822	18,822	19,493	19,267		(445)		(445)		18,822				348	08/01/2046	
3138LE-ZO-7	FEDERAL NATIONAL MORTGAGE ASSO MULTI_MBS		12/01/2022	PAYDOWN		22,077	22,077	22,884	22,615		(538)		(538)		22,077				412	08/01/2046	
3138LG-PC-4	FEDERAL NATIONAL MORTGAGE ASSO MULTI_MBS		12/01/2022	PAYDOWN		15,118	15,118	15,666	15,508		(390)		(390)		15,118				324	01/01/2047	
3138LH-A2-0	FEDERAL NATIONAL MORTGAGE ASSO MULTI_MBS		12/01/2022	PAYDOWN		26,017	26,017	27,041	26,733		(716)		(716)		26,017				562	01/01/2047	
3138NJ-BD-9	FEDERAL NATIONAL MORTGAGE ASSO MULTI_MBS		12/01/2022	PAYDOWN		181,947	181,947	163,297	169,164		12,783		12,783		181,947				3,300	12/01/2032	
31393E-TS-8	FANNIE MAE FNMA_03-90 SENIOR AGENCY_CMO		12/01/2022	PAYDOWN		1,719,096	1,719,096	1,691,443	1,706,132		12,964		12,964		1,719,096				50,140	09/25/2033	
31397Q-YH-5	FANNIE MAE FNMA_11-17 SENIOR AGENCY_CMO		12/01/2022	PAYDOWN		4,625,930	4,625,930	3,576,422	4,280,758		345,172		345,172		4,625,930				79,272	03/25/2031	
31398N-5W-0	FANNIE MAE FNMA_10-133 SENIOR AGENCY_CMO		12/01/2022	PAYDOWN		617,651	617,651	545,460	591,876		25,775		25,775		617,651				10,681	11/25/2040	
31398S-4P-5	FANNIE MAE FNMA_10-156 SENIOR AGENCY_CMO		12/01/2022	PAYDOWN		388,083	388,083	353,027	374,349		13,734		13,734		388,083				5,699	12/25/2040	
31398S-6F-5	FANNIE MAE FNMA_10-148 SENIOR AGENCY_CMO		12/01/2022	PAYDOWN		1,341,283	1,341,283	1,233,980	1,260,105		81,178		81,178		1,341,283				23,981	01/25/2041	
31398S-6M-0	FANNIE MAE FNMA_10-148 SENIOR AGENCY_CMO		12/01/2022	PAYDOWN		1,362,819	1,362,819	1,247,831	1,307,228		55,591		55,591		1,362,819				24,475	01/25/2041	
31398S-GH-0	FANNIE MAE FNMA_10-129 AGENCY_CMO_10-12		12/01/2022	PAYDOWN		78,699	78,699	69,866	75,490		3,209		3,209		78,699				1,725	11/25/2040	
31398S-SD-6	FANNIE MAE FNMA_10-136 AGENCY_CMO_10-13		12/01/2022	PAYDOWN		1,187,444	1,187,444	1,049,474	1,138,793		48,651		48,651		1,187,444				28,951	12/25/2040	
31398S-SF-1	FANNIE MAE FNMA_10-136 SENIOR AGENCY_CMO		12/01/2022	PAYDOWN		2,170,102	2,170,102	1,919,880	2,081,620		88,482		88,482		2,170,102				50,280	12/25/2040	
31398S-UD-3	FANNIE MAE FNR_10-138 SENIOR AGENCY_CMO		12/01/2022	PAYDOWN		1,650,296	1,650,296	1,462,753	1,580,935		69,361		69,361		1,650,296				21,857	12/25/2040	
31398S-YU-1	FANNIE MAE FNMA_10-141 SENIOR AGENCY_CMO		12/01/2022	PAYDOWN		1,090,494	1,090,494	966,708	1,046,132		44,363		44,363		1,090,494				18,037	12/25/2040	
386289-JG-8	GRAND RAPIDS MICH MUNI_BND REV		11/09/2022	VARIOUS		1,127,256	1,125,000	1,215,473	1,135,661		(8,978)		(8,978)		1,126,683		572	572	58,625	01/01/2029	
386289-JH-6	GRAND RAPIDS MICH MUNI_BND REV		11/09/2022	VARIOUS		1,503,179	1,500,000	1,614,135	1,513,476		(11,304)		(11,304)		1,502,173		1,006	1,006	77,700	01/01/2030	
386289-JJ-2	GRAND RAPIDS MICH MUNI_BND REV		07/26/2022	3RDPARTY		151,478	150,000	160,769	151,274		(728)		(728)		150,546		932	932	6,450	01/01/2031	
438701-XD-1	HONOLULU HAWAII CITY & CNTY WA SENIOR MU		11/15/2022	3RDPARTY		4,325,988	4,350,000	4,350,000	4,350,000						4,350,000		(24,012)	(24,012)	251,894	07/01/2035	
451443-ZR-9	IDAHO STATE BUILDING AUTHORITY MUNITAX_B		11/10/2022	3RDPARTY		819,749	850,000	850,000	850,000						850,000		(30,252)	(30,252)	38,837	09/01/2037	
451443-ZS-7	IDAHO STATE BUILDING AUTHORITY MUNITAX_B		11/09/2022	3RDPARTY		1,195,686	1,245,000	1,245,000	1,245,000						1,245,000		(49,314)	(49,314)	57,952	09/01/2043	
454624-US-4	INDIANA BOND BANK MUNITAX_BND REV		07/15/2022	CALL	100.0000	1,545,000	1,545,000	1,579,716	1,547,788		1,635		1,635		1,549,423		(4,423)	(4,423)	47,976	01/15/2024	
454624-US-4	INDIANA BOND BANK MUNITAX_BND REV		07/15/2022	REDEMPTION	100.0000																01/15/2024
487312-AA-8	KEENAN FORT DETRICK ENERGY LLC MUNITAX_B		11/15/2022	REDEMPTION	100.0000	91,803	91,803	89,508	90,502		1,301		1,301		91,803				4,217	05/15/2033	
558614-GP-2	MADISON WIS MUNI_BND REV		11/15/2022	VARIOUS		1,339,292	1,310,000	1,387,238	1,347,068		(7,429)		(7,429)		1,339,639		(347)	(347)	67,722	01/01/2030	
57419R-D7-7	MARYLAND ST CNTY DEV ADMIN MUNITAX_BND		07/05/2022	VARIOUS		470,000	470,000	466,541	466,694		490		490		467,184		2,816	2,816	9,094	03/01/2039	
57563R-PQ-6	MASS ED FIN AUTH ED LOAN 2018 SENIOR MUN		07/01/2022	CALL	100.0000	3,925,000	3,925,000	3,925,000	3,925,000						3,925,000				120,779	07/01/2034	
587495-BV-1	MIDLAND CNTY TX FRESH WTR SPLY MUNITAX_B		09/08/2022	CALL	101.4424	8,115,394	8,000,000	8,018,090	8,014,674		(1,335)		(1,335)		8,013,339		(13,339)	(13,339)	375,045	09/15/2040	
60416S-G4-6	MINNESOTA ST HSG FIN AGY MUNITAX_BND REV		05/01/2022	CALL	100.0000	215,000	215,000	215,000	215,000						215,000				6,501	07/01/2038	
60416S-PY-0	MINNESOTA ST HSG FIN AGY SENIOR MUNITAX		11/01/2022	CALL	100.0000	50,000	50,000	50,000	50,000						50,000				1,583	07/01/2031	
60416S-PZ-7	MINNESOTA ST HSG FIN AGY SENIOR MUNITAX		11/01/2022	CALL	100.0000	80,000	80,000	80,000	80,000						80,000				2,993	07/01/2037	
60416S-W2-2	MINNESOTA ST HSG FIN AGY MUNITAX_BND REV		12/01/2022	CALL	100.0000	625,000	625,000	625,000	625,000						625,000				14,573	07/01/2034	
60416S-W3-0	MINNESOTA ST HSG FIN AGY MUNITAX_BND REV		12/01/2022	CALL	100.0000	790,000	790,000	790,000	790,000						790,000				20,012	01/01/2040	
60416S-YQ-7	MINNESOTA ST HSG FIN AGY MUNITAX_BND REV		03/01/2022	CALL	100.0000	95,000	95,000	95,000	95,000						95,000				2,485	07/01/2040	

ANNUAL STATEMENT FOR THE YEAR 2022 OF THE AMERICAN EQUITY INVESTMENT LIFE INSURANCE COMPANY

SCHEDULE D - PART 4

Showing All Long-Term Bonds and Stocks SOLD, REDEEMED or Otherwise DISPOSED OF During Current Year

1	2	3	4	5	6	7	8	9	10	Change In Book/Adjusted Carrying Value					16	17	18	19	20	21
										11	12	13	14	15						
CUSIP Identification	Description	Foreign	Disposal Date	Name of Purchaser	Number of Shares of Stock	Consideration	Par Value	Actual Cost	Prior Year Book/ Adjusted Carrying Value	Unrealized Valuation Increase/ Decrease	Current Year's (Amortization)/ Accretion	Current Year's Other-Than-Temporary Impairment Recognized	Total Change in Book/ Adjusted Carrying Value (11+12-13)	Total Foreign Exchange Change in Book/ Adjusted Carrying Value	Book/ Adjusted Carrying Value at Disposal Date	Foreign Exchange Gain (Loss) on Disposal	Realized Gain (Loss) on Disposal	Total Gain (Loss) on Disposal	Bond Interest/ Stock Dividends Received During Year	Stated Contractual Maturity Date
604204-RA-7	MINNETONKA MINN INDPST SCH DIST SENIOR MU		11/15/2022	3RDPARTY		124,241	130,000	130,000	130,000						130,000		(5,759)	(5,759)	5,099	02/01/2025
610763-PH-1	MONROE CNTY N Y WTR AUTH MUNITAX_BND REV		12/05/2022	3RDPARTY		1,157,200	1,000,000	1,044,160	1,035,084		(1,127)		(1,127)		1,033,958		123,242	123,242	87,197	08/01/2042
628577-KY-3	MYRTLE BEACH S C MUNI_BND REV		11/09/2022	3RDPARTY		261,173	260,000	259,103	259,628		57		57		259,686		1,487	1,487	12,509	03/01/2027
628577-KZ-0	MYRTLE BEACH S C MUNI_BND REV		11/09/2022	3RDPARTY		249,378	250,000	245,770	247,679		203		203		247,881		1,496	1,496	12,404	03/01/2032
63968A-UT-0	NEBRASKA PUBLIC POWER DISTRICT MUNI_BND		12/01/2022	TAX FREE EXCHANGE		248,627	250,000	247,645	248,524		103		103		248,627				11,953	01/01/2033
64469D-B4-2	NEW HAMPSHIRE ST HSG FIN AUTH MUNITAX_BN		08/01/2022	CALL 100.0000		20,000	20,000	20,000	20,000						20,000				677	07/01/2028
64469D-B5-9	NEW HAMPSHIRE ST HSG FIN AUTH MUNITAX_BN		12/01/2022	VARIOUS		115,000	115,000	115,000	115,000						115,000				4,556	01/01/2034
64469D-E7-2	NEW HAMPSHIRE ST HSG FIN AUTH MUNITAX_BN		09/01/2022	CALL 100.0000		115,000	115,000	115,000	115,000						115,000				3,833	01/01/2033
64469D-E7-2	NEW HAMPSHIRE ST HSG FIN AUTH MUNITAX_BN		01/01/2022	REDEMPTION 0.0000																01/01/2033
64972F-L2-0	NEW YORK CITY WATER AND SEWER MUNITAX_BN		12/05/2022	3RDPARTY		2,172,973	1,900,000	2,147,741	2,107,212		(5,802)		(5,802)		2,101,410		71,563	71,563	111,671	06/15/2042
649902-6W-8	DORMITORY AUTHORITY OF STATE O SENIOR MU		05/01/2022	TAX FREE EXCHANGE																08/15/2029
64990E-AY-3	DORMITORY AUTHORITY OF STATE O SENIOR MU		01/10/2022	VARIOUS		1,900,000	1,900,000	1,889,645	1,893,879		13		13		1,893,892		6,108	6,108	30,611	08/15/2031
64990F-G2-4	DORMITORY AUTHORITY OF STATE O SENIOR MU		05/01/2022	CALL 100.0000		(100,000)	(100,000)	(99,733)	(99,736)						(99,736)		(264)	(264)	(811)	08/15/2029
677555-YE-8	OHIO STATE OF MUNITAX_BND REV		12/01/2022	VARIOUS		315,000	315,000	315,000	315,000						315,000				18,600	03/01/2029
677555-YE-8	OHIO STATE OF MUNITAX_BND REV		12/01/2022	VARIOUS		10,000	10,000	10,000	10,000						10,000				200	03/01/2029
67756A-3L-4	OHIO HIGHER EDUCATIONAL FACILI SENIOR MU		01/01/2022	CALL 100.0000		5,000,000	5,000,000	5,000,000	5,000,000						5,000,000				100,000	01/01/2034
720653-LE-2	PIERCE CNTY WASH SENIOR MUNI_BND REV		08/01/2022	CALL 100.0000		7,765,000	7,765,000	7,765,000	7,765,000						7,765,000				271,775	08/01/2033
73359W-HB-3	PORT AUTHORITY OF NEW YORK AND SENIOR MU		06/20/2022	VARIOUS		5,000,000	5,000,000	4,932,600	4,957,416		1,478		1,478		4,958,893		41,107	41,107	152,882	10/01/2032
744434-CW-9	PUBLIC PWIR GENERATION AGY NEB MUNITAX_BN		01/01/2022	CALL 100.0000		170,000	170,000	170,000	170,000						170,000				5,043	01/01/2041
744434-CW-9	PUBLIC PWIR GENERATION AGY NEB MUNITAX_BN		01/01/2022	VARIOUS																01/01/2041
751100-JR-0	RALEIGH N C SENIOR MUNI_BND REV		11/09/2022	3RDPARTY		9,527,075	9,500,000	10,258,575	9,673,154		(146,758)		(146,758)		9,526,396		679	679	457,056	03/01/2032
752111-KH-6	RANCHO CALIF WTR DIST FING AUT MUNITAX_B		11/09/2022	3RDPARTY		2,846,340	3,000,000	3,000,000	3,000,000						3,000,000		(153,660)	(153,660)	130,759	08/01/2034
76218T-SB-1	RHODE ISLAND CLEAN WTR PROTN F MUNI_BND		10/01/2022	CALL 100.0000		4,110,000	4,110,000	4,424,497	4,280,699		(170,699)		(170,699)		4,110,000				164,400	10/01/2029
76218T-SC-9	RHODE ISLAND CLEAN WTR PROTN F MUNI_BND		10/01/2022	CALL 100.0000		3,405,000	3,405,000	3,654,110	3,548,984		(143,984)		(143,984)		3,405,000				136,200	10/01/2030
76218T-SD-7	RHODE ISLAND CLEAN WTR PROTN F MUNI_BND		10/01/2022	CALL 100.0000		3,060,000	3,060,000	3,268,539	3,100,329		(40,329)		(40,329)		3,060,000				122,400	10/01/2031
76218T-SE-5	RHODE ISLAND CLEAN WTR PROTN F MUNI_BND		10/01/2022	CALL 100.0000		3,830,000	3,830,000	4,071,903	3,984,318		(154,318)		(154,318)		3,830,000				153,200	10/01/2032
76218T-SF-2	RHODE ISLAND CLEAN WTR PROTN F MUNI_BND		10/01/2022	CALL 100.0000		3,545,000	3,545,000	3,751,284	3,681,858		(136,858)		(136,858)		3,545,000				141,800	10/01/2033
765433-KP-1	RICHMOND VA CITY OF MUNI_BND REV		11/09/2022	VARIOUS		4,972,422	5,000,000	5,142,200	5,068,770		(13,361)		(13,361)		5,055,409		(82,987)	(82,987)	258,456	01/15/2036
765433-KQ-9	RICHMOND VA CITY OF MUNI_BND REV		11/09/2022	VARIOUS		9,897,029	10,000,000	10,260,900	10,126,248		(24,517)		(24,517)		10,101,732		(204,703)	(204,703)	516,911	01/15/2037
765433-KR-7	RICHMOND VA CITY OF MUNI_BND REV		11/17/2022	3RDPARTY		4,943,850	5,000,000	5,107,100	5,051,882		(10,964)		(10,964)		5,040,918		(97,068)	(97,068)	270,000	01/15/2040
792905-DU-2	HOUSING AND REDEVELOPMENT AUTH SENIOR MU		11/09/2022	3RDPARTY		2,116,290	2,200,000	2,189,220	2,195,770		998		998		2,196,767		(80,477)	(80,477)	114,338	07/01/2025
792905-DV-0	HOUSING AND REDEVELOPMENT AUTH SENIOR MU		11/09/2022	3RDPARTY		1,907,340	2,000,000	1,975,720	1,988,768		2,011		2,011		1,990,779		(83,439)	(83,439)	111,993	07/01/2026
792905-DW-8	HOUSING AND REDEVELOPMENT AUTH SENIOR MU		11/17/2022	3RDPARTY		2,386,000	2,500,000	2,500,000	2,500,000						2,500,000		(114,000)	(114,000)	145,451	07/01/2027
793323-MP-8	ST PETERSBURG FLA MUNI_BND REV		10/01/2022	CALL 100.0000		1,045,000	1,045,000	1,038,072	1,041,035		295		295		1,041,330		3,670	3,670	35,530	10/01/2030
796166-CE-4	SAN ANGELO TEX MUNITAX_BND REV		02/15/2022	CALL 100.0000		500,000	500,000	500,000	500,000						500,000				10,080	02/15/2032
796166-CF-1	SAN ANGELO TEX MUNITAX_BND REV		02/15/2022	VARIOUS		1,000,000	1,000,000	1,000,000	1,000,000						1,000,000				21,305	02/15/2037
796311-CX-4	SAN ANTONIO TX SENIOR MUNI_BND REV		11/09/2022	VARIOUS		2,406,060	2,405,000	2,606,154	2,430,413		(19,770)		(19,770)		2,410,643		(4,582)	(4,582)	121,368	02/01/2029
797669-UP-1	SAN FRANCISCO CALIF BAY AREA R MUNITAX_B		07/01/2022	CALL 100.0000		3,815,000	3,815,000	3,815,000	3,815,000						3,815,000				155,919	07/01/2032
79771F-AA-5	SAN FRANCISCO CALIF CITY & CNT MUNITAX_B		11/01/2022	CALL 100.0000		15,000	15,000	15,104	15,102		(9)		(9)		15,093		(93)	(93)	424	11/01/2041
857536-QC-3	STATE UNIV IOWA MUNITAX_BND REV		07/26/2022	3RDPARTY		1,852,635	1,890,000	1,890,000	1,890,000						1,890,000		(37,365)	(37,365)	75,175	07/01/2031
875124-DQ-9	TAMPA BAY WTR FLA MUNI_BND REV		07/26/2022	3RDPARTY		805,184	800,000	815,688	802,959		(954)		(954)		802,005		3,179	3,179	23,100	10/01/2033
880558-FA-4	TENNESSEE STATE SCHOOL BOND AU MUNITAX_B		11/09/2022	3RDPARTY		982,120	1,000,000	1,000,000	1,000,000						1,000,000		(17,880)	(17,880)	41,517	11/01/2034
880558-FB-2	TENNESSEE STATE SCHOOL BOND AU MUNITAX_B		11/09/2022	3RDPARTY		6,004,901	6,100,000	6,100,000	6,100,000						6,100,000		(95,099)	(95,099)	265,894	11/01/2044
91335V-KK-1	UNIVERSITY OF PITTSBURGH SENIOR MUNITAX		07/26/2022	3RDPARTY		4,905,050	5,000,000	5,000,000	5,000,000						5,000,000		(94,950)	(94,950)	156,326	09/15/2030
913366-DG-2	UNIVERSITY CALIF REGTS MEDICAL SENIOR MU		05/15/2022	CALL 100.0000		155,000	155,000	156,804	155,990		(318)		(318)		155,672		(672)	(672)	5,005	05/15/2029
913366-DG-2	UNIVERSITY CALIF REGTS MEDICAL SENIOR MU		05/15/2022	REDEMPTION 100.0000																05/15/2029
913366-ES-5	UNIVERSITY CALIF REGTS MEDICAL SENIOR MU		05/15/2022	REDEMPTION 100.0000		646,647	646,647	643,116	645,883		764		764		646,647				18,591	05/15/2025

ANNUAL STATEMENT FOR THE YEAR 2022 OF THE AMERICAN EQUITY INVESTMENT LIFE INSURANCE COMPANY

SCHEDULE D - PART 4

Showing All Long-Term Bonds and Stocks SOLD, REDEEMED or Otherwise DISPOSED OF During Current Year

1	2	3	4	5	6	7	8	9	10	Change In Book/Adjusted Carrying Value					16	17	18	19	20	21
										11	12	13	14	15						
CUSIP Identi- fication	Description	For- eign	Disposal Date	Name of Purchaser	Number of Shares of Stock	Con- sideration	Par Value	Actual Cost	Prior Year Book/ Adjusted Carrying Value	Unrealized Valuation Increase/ Decrease	Current Year's (Amor- tization)/ Accretion	Current Year's Other- Than- Temporary Impairment Recognized	Total Change in Book/ Adjusted Carrying Value (11+12-13)	Total Foreign Exchange Change in Book/ Adjusted Carrying Value	Book/ Adjusted Carrying Value at Disposal Date	Foreign Exchange Gain (Loss) on Disposal	Realized Gain (Loss) on Disposal	Total Gain (Loss) on Disposal	Bond Interest/ Stock Dividends Received During Year	Stated Con- tractual Maturity Date
914119-YQ-9	UNIVERSITY OF CINCINNATI MUNITAX_BND REV		11/09/2022	3RDPARTY		4,290,715	4,420,000	4,420,000	4,420,000						4,420,000		(129,285)	(129,285)	199,699	06/01/2028
914455-MT-4	UNIVERSITY OF MICHIGAN MUNI_BND REV		11/09/2022	3RDPARTY		4,856,700	5,000,000	4,952,100	4,977,402		2,891		2,891		4,980,293		(123,593)	(123,593)	167,917	04/01/2028
914641-7N-9	UNIVERSITY NEB SENIOR MUNI_BND REV		11/09/2022	VARIOUS		3,914,048	3,935,000	3,944,995	3,942,634		(3,227)		(3,227)		3,939,407		(25,359)	(25,359)	150,699	07/01/2035
915137-ST-6	UNIVERSITY OF TEXAS SYSTEM MUNITAX_BND R		11/17/2022	3RDPARTY		9,304,840	9,350,000	9,670,978	9,560,131		(24,253)		(24,253)		9,535,878		(231,039)	(231,039)	550,004	08/15/2030
928170-4Q-2	VIRGINIA RESOURCES AUTHORITY MUNITAX_BND		11/01/2022	VARIOUS		315,000	315,000	315,000	315,000						315,000				16,065	11/01/2031
92817Q-4Q-2	VIRGINIA RESOURCES AUTHORITY MUNITAX_BND		11/01/2022	VARIOUS																11/01/2031
92818A-EX-0	VIRGINIA RESOURCES AUTHORITY SENIOR MUNI		11/09/2022	3RDPARTY		975,620	1,000,000	1,000,000	1,000,000						1,000,000		(24,380)	(24,380)	41,921	11/01/2026
92818L-XK-3	VIRGINIA RESOURCES AUTHORITY SENIOR MUNI		11/10/2022	3RDPARTY		157,981	165,000	165,000	165,000						165,000		(7,019)	(7,019)	6,102	11/01/2027
92818L-XL-1	VIRGINIA RESOURCES AUTHORITY SENIOR MUNI		11/10/2022	3RDPARTY		168,506	175,000	175,000	175,000						175,000		(6,494)	(6,494)	6,836	11/01/2028
92818L-XM-9	VIRGINIA RESOURCES AUTHORITY SENIOR MUNI		11/10/2022	3RDPARTY		178,878	185,000	185,000	185,000						185,000		(6,122)	(6,122)	7,515	11/01/2029
92818L-XN-7	VIRGINIA RESOURCES AUTHORITY SENIOR MUNI		11/10/2022	3RDPARTY		140,634	145,000	145,000	145,000						145,000		(4,366)	(4,366)	6,041	11/01/2030
92818L-XP-2	VIRGINIA RESOURCES AUTHORITY MUNITAX_BND		11/10/2022	3RDPARTY		627,296	640,000	640,000	640,000						640,000		(12,704)	(12,704)	28,524	11/01/2035
958697-HP-2	WESTERN MINN MUN PIW AGY MINN MUNITAX_BN		12/05/2022	3RDPARTY		1,204,990	1,000,000	1,048,030	1,039,945		(1,074)		(1,074)		1,038,871		166,119	166,119	97,037	01/01/2046
0909999999 Subtotal - Bonds - U.S. Special Revenues						1,117,472,473	1,118,111,156	1,112,525,452	1,114,437,207		998,367		998,367		1,115,435,573		1,921,505	1,921,505	9,326,886	XXX
00003#-AB-9	A&E TELEVISION NETWORKS LLC CORP_BND		08/22/2022	MATURITY		2,000,000	2,000,000	1,997,540	1,999,746		254		254		2,000,000				72,600	08/22/2022
00037B-AC-6	ABB FINANCE USA INC SENIOR CORP_BND		12/06/2022	3RDPARTY		4,497,050	5,000,000	4,843,250	4,873,011		3,637		3,637		4,876,648		(379,598)	(379,598)	236,979	05/08/2042
00139P-AA-6	AIG SUNAMERICA GLOBAL FINANCI SECURED C		10/18/2022	VARIOUS		5,560,108	5,310,000	5,708,250	5,563,673		(14,626)		(14,626)		5,549,047		11,061	11,061	400,763	03/15/2032
00164T-AA-6	AMC EAST COMMUNITIES LLC SENIOR MUNITAX		07/15/2022	100.0000		736,088	736,088	770,390	747,763		(11,675)		(11,675)		736,088				31,833	01/15/2028
00178L-AE-9	AMERICAN MONEY MANAGEMENT CORP ABS_ABS		06/23/2022	3RDPARTY		568,360	650,000	650,000	650,000						650,000		(81,640)	(81,640)	15,282	11/02/2030
00192J-AD-8	APS RESECURITIZATION TRUST APS WHOLE_CMO		04/25/2022	PAYDOWN		405	405	247	98		307		307		405					09/30/2055
00195#-AA-9	AMAZON.COM INC CORP_BND		11/30/2022	100.0000		521,057	521,057	521,057	521,057						521,057				9,368	10/31/2040
00206R-DG-4	AT&T INC SENIOR CORP_BND		10/01/2022	CFRT - TRADING BLK		1,009,261	1,000,000	956,953	1,058,990		(102,037)		(102,037)		956,953		52,308	52,308	68,708	03/01/2041
00206R-GN-6	AT&T INC SENIOR CORP_BND		09/13/2022	3RDPARTY		14,611,892	13,880,000	14,185,799	14,100,257		(22,056)		(22,056)		14,078,201		533,691	533,691	1,060,663	01/15/2028
00206R-GX-4	AT&T INC SENIOR CORP_BND		08/16/2022	3RDPARTY		9,639,170	8,500,000	9,755,666	9,578,303		(39,793)		(39,793)		9,538,511		100,659	100,659	375,806	06/15/2034
00206R-HS-4	AT&T INC SENIOR CORP_BND		04/26/2022	CALL 101.3464		5,067,322	5,000,000	4,992,380	4,995,470		387		387		4,995,857		4,143	4,143	207,822	07/15/2025
00206R-KE-1	AT&T INC SENIOR CORP_BND		05/27/2022	CALL 78.8182		551,727	700,000	631,764	632,677		489		489		633,166				(69,889)	02/01/2052
00206R-KJ-0	AT&T INC SENIOR CORP_BND		02/16/2022	3RDPARTY		10,781,410	12,000,000	11,883,480	11,884,029		324		324		11,884,353		(1,102,943)	(1,102,943)	175,972	09/15/2053
00229*-AA-3	AP TUNDRA HOLDINGS LLC ABS_ABS		08/15/2022	PAYDOWN		725,774	725,774	725,774	727,256		(1,482)		(1,482)		725,774				26,841	02/15/2042
00229*-AA-3	AP TUNDRA HOLDINGS LLC ABS_ABS		02/28/2022	REDEMPTION		62,7351		60,026	60,026		(22,567)		(22,567)		37,657					02/15/2042
00256D-AB-8	AASET 2019-1 TRUST AASET_19-1 SUB ABS_AB		05/15/2022	PAYDOWN		227,969	227,969	227,964	228,223		(254)		(254)		227,969				3,122	05/15/2039
002824-AV-2	ABBOTT LABORATORIES SENIOR CORP_BND		12/09/2022	3RDPARTY		2,170,541	1,900,000	2,187,071	2,117,870		(7,787)		(7,787)		2,110,083		60,458	60,458	136,800	04/01/2039
002824-AY-6	ABBOTT LABORATORIES SENIOR CORP_BND		12/07/2022	VARIOUS		16,597,652	16,284,000	15,482,443	16,736,145		(1,292,697)		(1,292,697)		15,443,449		1,154,204	1,154,204	770,232	05/27/2040
002824-BN-9	ABBOTT LABORATORIES SENIOR CORP_BND		10/12/2022	3RDPARTY		866,932	950,000	977,419	974,402		(566)		(566)		973,836		(106,904)	(106,904)	45,000	04/15/2043
00287Y-AM-1	ABBVIE INC SENIOR CORP_BND		12/09/2022	3RDPARTY		1,352,125	1,450,000	1,435,159	1,437,758		347		347		1,438,105		(85,980)	(85,980)	70,357	11/06/2042
00287Y-CT-4	ABBVIE INC SENIOR CORP_BND		07/01/2022	VARIOUS		24,046,000	24,046,000	23,967,311	24,001,370		28,746		28,746		24,030,116		15,884	15,884	586,121	10/01/2022
00432C-DK-4	ACCESS GROUP INC ACCSS_07-A ABS_ABS_07-		11/03/2022	3RDPARTY		2,300,678	2,388,776	2,024,487	2,153,056		32,137		32,137		2,185,194		115,484	115,484	39,717	02/25/2037
00432C-DK-4	ACCESS GROUP INC ACCSS_07-A ABS_ABS_07-		08/25/2022	PAYDOWN		528,224	528,224	447,670	476,100		52,124		52,124		528,224				2,665	02/25/2037
00440E-AS-6	CHUBB INA HOLDINGS INC SENIOR CORP_BND		11/09/2022	VARIOUS		9,595,549	10,000,000	9,998,300	9,999,394		151		151		9,999,545		(403,996)	(403,996)	354,568	03/15/2025
00507V-AK-5	ACTIVISION BLIZZARD INC SENIOR CORP_BND		11/14/2022	3RDPARTY		28,495,200	30,000,000	29,909,129	29,950,909		8,543		8,543		29,959,452		(1,464,252)	(1,464,252)	1,192,833	09/15/2026
00507V-AN-9	ACTIVISION BLIZZARD INC SENIOR CORP_BND		12/09/2022	3RDPARTY		4,710,140	5,000,000	4,927,700	4,933,597		1,337		1,337		4,934,934		(224,794)	(224,794)	222,500	06/15/2047
006346-AS-9	ADAMS OUTDOOR ADVERTISING ADMS SENIOR AB		12/15/2022	PAYDOWN		127,443	127,443	127,439	127,441		2		2		127,443				3,320	11/15/2048
007036-PG-5	ADJUSTABLE RATE MORTGAGE TRUST WHOLE_CMO		11/04/2022	3RDPARTY		324,477	653,502	547,101	416,262		(48,139)		(48,139)		368,123		(43,646)	(43,646)	10,734	11/25/2035
007036-PG-5	ADJUSTABLE RATE MORTGAGE TRUST WHOLE_CMO		10/25/2022	PAYDOWN		188,603	188,603	157,896	120,135		68,468		68,468		188,603				1,392	11/25/2035
007036-VG-8	ADJUSTABLE RATE MORTGAGE TRUST WHOLE_CMO		12/01/2022	PAYDOWN		499,681	489,676	349,858	295,239		204,442		204,442		499,681				6,654	02/25/2036
00764M-CF-2	AEGIS ASSET BACKED SECURITIES ABS_ABS_0		10/27/2022	3RDPARTY		1,586,126	1,614,640	1,072,575	1,499,935		22,485		22,485		1,522,420		63,707	63,707	28,830	09/25/2034
00764M-CF-2	AEGIS ASSET BACKED SECURITIES ABS_ABS_0		10/25/2022	PAYDOWN		494,269	494,269	328,333	459,155		35,113		35,113		494,269				3,797	09/25/2034
007944-AC-5	ADVENTIST HEALTH SYSTEM SENIOR CORP_BND		12/15/2022	CALL 100.0000		2,867,000	2,867,000	2,706,505	2,842,902		19,674		19,674		2,862,576		4,424	4,424	124,825	03/01/2023

E14.6

E14.6

E14.6

E14.6

ANNUAL STATEMENT FOR THE YEAR 2022 OF THE AMERICAN EQUITY INVESTMENT LIFE INSURANCE COMPANY

SCHEDULE D - PART 4

Showing All Long-Term Bonds and Stocks SOLD, REDEEMED or Otherwise DISPOSED OF During Current Year

1	2	3	4	5	6	7	8	9	10	Change In Book/Adjusted Carrying Value					16	17	18	19	20	21
										11	12	13	14	15						
CUSIP Iden-tification	Description	For-ign	Disposal Date	Name of Purchaser	Number of Shares of Stock	Con-sideration	Par Value	Actual Cost	Prior Year Book/ Adjusted Carrying Value	Unrealized Valuation Increase/ Decrease	Current Year's (Amor-tization)/ Accretion	Current Year's Other- Than- Temporary Impairment Recognized	Total Change in Book/ Adjusted Carrying Value (11+12-13)	Total Foreign Exchange Change in Book/ Adjusted Carrying Value	Book/ Adjusted Carrying Value at Disposal Date	Foreign Exchange Gain (Loss) on Disposal	Realized Gain (Loss) on Disposal	Total Gain (Loss) on Disposal	Bond Interest/ Stock Dividends Received During Year	Stated Con-tractual Maturity Date
026874-CY-1	AMERICAN INTERNATIONAL GROUP I SENIOR CO		11/16/2022	VARIOUS		10,010,631	10,000,000	9,978,166	9,998,389		(106,443)		(106,443)		9,891,946		118,686	118,686	443,667	02/15/2024
03027X-AB-6	AMERICAN TOWER CORPORATION SENIOR CORP_B		11/15/2022	3RDPARTY		30,705,444	30,800,000	29,616,332	30,634,536		133,553		133,553		30,768,089		(62,645)	(62,645)	1,395,411	01/31/2023
03027X-AG-5	AMERICAN TOWER CORPORATION SENIOR CORP_B		04/07/2022	3RDPARTY		1,012,070	1,000,000	1,001,360	1,000,679		(184)		(184)		1,000,495		11,575	11,575	14,000	06/01/2025
03040W-AD-7	AMERICAN WATER CAPITAL CORP SENIOR CORP		12/09/2022	VARIOUS		5,896,857	5,350,000	5,827,680	5,847,959		(153,510)		(153,510)		5,694,449		202,408	202,408	382,449	10/15/2037
03076C-AG-1	AMERIPRISE FINANCIAL INC SENIOR CORP_BND		07/26/2022	3RDPARTY		6,005,700	6,000,000	5,979,360	5,993,553		1,276		1,276		5,994,829		10,871	10,871	174,517	10/15/2024
031162-AW-0	AMGEN INC SENIOR CORP_BND		10/01/2022	VARIOUS		11,158,936	10,500,000	9,614,850	10,492,755		(877,206)		(877,206)		9,615,550		1,543,387	1,543,387	554,093	06/01/2037
031162-BA-7	AMGEN INC SENIOR CORP_BND		10/12/2022	VARIOUS		3,096,223	3,000,000	2,934,464	2,989,219		(51,829)		(51,829)		2,937,390		158,833	158,833	229,600	02/01/2039
031162-CJ-7	AMGEN INC SENIOR CORP_BND		04/07/2022	3RDPARTY		6,835,315	7,000,000	7,286,930	7,285,545		(16,805)		(16,805)		7,268,740		(433,425)	(433,425)	115,447	08/19/2026
032654-AP-0	ANALOG DEVICES INC SENIOR CORP_BND		12/09/2022	3RDPARTY		1,666,116	1,800,000	1,683,992	1,697,281		4,507		4,507		1,701,788		(35,672)	(35,672)	82,800	12/05/2036
03522A-AG-5	ANHEUSER-BUSCH COMPANIES LLC SENIOR CORP		04/07/2022	3RDPARTY		7,125,650	7,000,000	7,547,050	7,544,002		(37,227)		(37,227)		7,506,774		(381,124)	(381,124)	175,301	02/01/2026
035240-AF-7	ANHEUSER-BUSCH INBEV WORLDWIDE SENIOR CO		10/14/2022	VARIOUS		3,548,103	3,570,000	3,313,701	3,359,409		(8,264)		(8,264)		3,351,145		196,958	196,958	173,676	06/15/2035
035240-AP-5	ANHEUSER-BUSCH INBEV WORLDWIDE SENIOR CO		12/05/2022	3RDPARTY		1,212,250	1,300,000	1,291,901	1,292,202		77		77		1,292,279		(80,029)	(80,029)	70,669	04/15/2058
035240-AR-1	ANHEUSER-BUSCH INBEV WORLDWIDE SENIOR CO		06/14/2022	3RDPARTY		1,008,218	1,000,000	996,410	997,106		116		116		997,222		10,996	10,996	43,692	01/23/2031
03665T-AG-1	ANTARES CLO ANTR_18-2A MEZZANIN ABS_ABS		06/03/2022	PAYDOWN		2,500,000	2,500,000	2,500,000	2,500,000						2,500,000				48,050	10/21/2030
03665T-AJ-5	ANTARES CLO ANTR_18-2A MEZZANIN ABS_ABS		06/03/2022	PAYDOWN		6,500,000	6,500,000	6,500,000	6,500,000						6,500,000				163,695	10/20/2030
036752-AR-4	ELEVANCE HEALTH INC SENIOR CORP_BND		04/07/2022	3RDPARTY		6,594,010	7,000,000	6,980,540	6,980,644		1,099		1,099		6,981,743		(387,733)	(387,733)	55,833	03/15/2026
03755H-AL-7	APEX CREDIT CLO LLC APEXC_18-1 SUB ABS_A		08/11/2022	3RDPARTY		1,152,750	1,325,000	1,200,648	1,325,000			124,352	(124,352)		1,200,648		(47,898)	(47,898)	39,311	04/25/2031
03768B-AA-9	APIDOS CLO APID_XXXA MEZZANIN ABS_ABS_X		08/18/2022	3RDPARTY		3,602,400	4,000,000	4,000,000	4,000,000						4,000,000		(397,960)	(397,960)	216,523	10/18/2031
037833-BG-4	APPLE INC SENIOR CORP_BND		10/31/2022	VARIOUS		38,667,806	40,000,000	38,563,717	39,948,073		(1,327,532)		(1,327,532)		38,620,541		47,265	47,265	1,184,222	05/13/2025
037833-CJ-7	APPLE INC SENIOR CORP_BND		10/17/2022	3RDPARTY		9,504,300	10,000,000	9,497,973	10,000,000		(496,726)		(496,726)		9,503,274		1,026	1,026	400,139	02/09/2027
038222-AG-0	APPLIED MATERIALS INC SENIOR CORP_BND		10/01/2022	CFRT - TRADING BLK		26,356,275	25,000,000	22,211,728	25,127,494		(2,915,767)		(2,915,767)		22,211,728		4,144,547	4,144,547	1,153,750	06/15/2041
038222-AK-1	APPLIED MATERIALS INC SENIOR CORP_BND		11/16/2022	VARIOUS		5,068,273	5,100,000	4,796,613	5,264,580		(467,857)		(467,857)		4,796,723		271,549	271,549	272,538	10/01/2035
038779-AB-0	ARBYS FUNDING LLC ARBYS_20-1 SENIOR ABS		10/31/2022	PAYDOWN		10,000	10,000	10,000	10,000						10,000				202	07/30/2050
04010L-AU-7	ARES CAPITAL CORPORATION SENIOR CORP_BND		06/07/2022	3RDPARTY		4,999,823	5,000,000	4,996,050	4,999,143		332		332		4,999,474		348	348	144,375	02/10/2023
04010L-AZ-6	ARES CAPITAL CORPORATION SENIOR CORP_BND		05/04/2022	3RDPARTY		1,539,392	1,600,000	1,685,648	1,684,483		(7,092)		(7,092)		1,677,391		(137,999)	(137,999)	50,117	01/15/2026
04248N-AA-1	ARMY HAWAII FAMILY HOUSING TRU SENIOR MU		12/15/2022	VARIOUS		599,865	599,865	726,628	712,719		(112,853)		(112,853)		599,865				24,968	06/15/2050
042735-BC-3	ARROW ELECTRONICS INC SENIOR CORP_BND		06/09/2022	3RDPARTY		1,006,610	1,000,000	992,020	998,878		426		426		999,304		7,306	7,306	35,250	03/01/2023
04542b-FW-7	ASSET BACKED FUNDING CERTIFICA ABS_ABS		12/27/2022	PAYDOWN		33,771	33,771	33,402	33,575		196		196		33,771				242	08/25/2033
04621W-AA-8	ASSURED GUARANTY US HOLDINGS I SENIOR CO		08/02/2022	3RDPARTY		1,144,530	1,000,000	1,080,060	1,052,355		(1,680)		(1,680)		1,050,674		93,856	93,856	47,250	06/01/2034
04685A-3E-9	ATHENE GLOBAL FUNDING SECURED CORP_BND 1		02/03/2022	3RDPARTY		5,682,360	6,000,000	5,956,740	5,957,566		386		386		5,957,951		(275,591)	(275,591)	54,243	10/04/2031
048677-AB-4	ATLANTIC MARINE CORPS COMMUNIT SENIOR MU		12/01/2022	VARIOUS		270,905	270,905	255,544	258,628		12,277		12,277		270,905				11,879	12/01/2050
048677-AG-3	ATLANTIC MARINE CORPS COMMUNIT SECURED M		12/01/2022	VARIOUS		59,181	59,180	63,119	62,438		(3,257)		(3,257)		59,181				2,611	12/01/2051
04942U-AL-0	VOYA CLO LTD VOYA_18-3A SENIOR ABS_ABS		06/07/2022	3RDPARTY		870,800	1,000,000	987,500	981,163		8,552		8,552		989,715		(118,915)	(118,915)	21,806	10/24/2031
05178T-AA-9	AURORA MILITARY HOUSING LLC SENIOR MUNIT		07/15/2022	VARIOUS		624,357	624,357	624,357	624,357						624,357				26,343	07/15/2034
052769-AB-2	AUTODESK INC SENIOR CORP_BND		12/15/2022	VARIOUS		27,000,000	27,000,000	27,051,530	27,003,852		(3,852)		(3,852)		27,000,000				972,000	12/15/2022
053015-AE-3	AUTOMATIC DATA PROCESSING INC SENIOR COR		10/31/2022	3RDPARTY		28,878,000	30,000,000	28,707,270	29,986,589		(1,243,842)		(1,243,842)		28,742,747		135,253	135,253	1,144,688	09/15/2025
053332-AR-3	AUTOZONE INC SENIOR CORP_BND		12/21/2022	3RDPARTY		3,854,888	4,000,000	4,163,600	4,063,860		(19,836)		(19,836)		4,044,024		(189,137)	(189,137)	153,833	04/15/2025
05348E-AT-6	AVALONBAY COMMUNITIES INC SENIOR CORP_BN		11/16/2022	3RDPARTY		2,031,182	2,047,000	2,075,044	2,052,941		(3,358)		(3,358)		2,049,583		(18,401)	(18,401)	79,287	12/15/2023
05348E-AW-9	AVALONBAY COMMUNITIES INC SENIOR CORP_BN		11/14/2022	3RDPARTY		5,725,320	6,000,000	5,980,440	5,991,601		1,798		1,798		5,993,399		(268,079)	(268,079)	210,583	11/15/2025
05379B-AP-2	AVISTA CORPORATION SECURED CORP_BND		04/01/2022	VARIOUS		10,500,000	10,500,000	11,751,285	10,541,764		(41,764)		(41,764)		10,500,000				269,063	04/01/2037
05491H-AA-5	ATLAS SENIOR LOAN FUND LTD ATC SENIOR SE		07/01/2022	PAYDOWN		9,000,000	9,000,000	7,292,813	8,630,159		369,841		369,841		9,000,000				44,541	07/27/2045
05491U-BH-0	BARCLAYS COMMERCIAL MORTGAGE S SUB SUB_C		04/26/2022	3RDPARTY		6,092,813	6,000,000	6,179,946	6,167,075		(16,745)		(16,745)		6,150,330		(57,518)	(57,518)	117,072	12/15/2051
05523U-AL-4	BAE SYSTEMS HOLDINGS INC SENIOR CORP_BND		12/09/2022	3RDPARTY		1,210,157	1,300,000	1,293,201	1,294,087		140		140		1,294,227		(84,070)	(84,070)	73,071	10/07/2044
05525B-AA-8	BANC OF AMERICA MERRILL LYNCH LCF SENIOR		08/23/2022	3RDPARTY		39,538,500	42,350,000	39,916,031	41,513,184		136,222		136,222		41,649,406		(2,110,906)	(2,110,906)	988,308	03/10/2037
05531U-AD-2	BCAP LLC TRUST BCAP_09-RR5 SENIOR WHOLE		12/01/2022	PAYDOWN		272,854	296,004	235,693	193,699		79,154		79,154		272,854				5,316	02/26/2037
05531X-AG-9	BCAP LLC TRUST BCAP_09-RR3 WHOLE_CMO_09		12/01/2022	PAYDOWN		438,200	525,010	424,396	427,427		10,773		10,773		438,200				19,784	07/26/2037
05532V-BB-2	BCAP LLC TRUST BCAP_10-RR2 MEZZANIN WHOL		11/25/2022	PAYDOWN		654,224	654,224	493,121	546,169		108,055		108,055		654,224				3,306	08/26/2037
05536L-AD-7	BCAP LLC TRUST BCAP_11-RR8 WHOLE_CMO_1		12/01/2022	PAYDOWN		175,717	175,717	123,713	129,852		51,943		51,943		175,717				3,901	07/26/2036
05547H-AJ-0	BARCLAYS COMMERCIAL MORTGAGE S SUB CMBS		05/27/2022	3RDPARTY		4,967,121	5,100,000	5,252,801	5,179,069		(3,142)		(3,142)		5,175,927		(208,806)	(208,806)	111,513	08/10/2035

ANNUAL STATEMENT FOR THE YEAR 2022 OF THE AMERICAN EQUITY INVESTMENT LIFE INSURANCE COMPANY

SCHEDULE D - PART 4

Showing All Long-Term Bonds and Stocks SOLD, REDEEMED or Otherwise DISPOSED OF During Current Year

1	2	3	4	5	6	7	8	9	10	Change In Book/Adjusted Carrying Value					16	17	18	19	20	21
										11	12	13	14	15						
CUSIP Identification	Description	Foreign	Disposal Date	Name of Purchaser	Number of Shares of Stock	Consideration	Par Value	Actual Cost	Prior Year Book/ Adjusted Carrying Value	Unrealized Valuation Increase/ Decrease	Current Year's (Amortization)/ Accretion	Current Year's Other-Than-Temporary Impairment Recognized	Total Change in Book/ Adjusted Carrying Value (11+12-13)	Total Foreign Exchange Change in Book/ Adjusted Carrying Value	Book/ Adjusted Carrying Value at Disposal Date	Foreign Exchange Gain (Loss) on Disposal	Realized Gain (Loss) on Disposal	Total Gain (Loss) on Disposal	Bond Interest/ Stock Dividends Received During Year	Stated Contractual Maturity Date
05547H-AL-5	BARCLAYS COMMERCIAL MORTGAGE S SUB_CMBS		.05/26/2022	3RDPARTY		8,627,695	9,000,000	9,269,406	9,145,411		(8,009)		(8,009)		9,137,402		(509,707)	(509,707)	209,912	.08/10/2035
05565E-GH-6	BMW US CAPITAL LLC CORP_BND		.12/01/2022	3RDPARTY		13,319,320	14,000,000	14,000,000	14,000,000						14,000,000		(680,680)	(680,680)	753,834	.02/13/2026
05607Q-AA-6	BX COMMERCIAL MORTGAGE TRUST B LCF SENIO		.02/15/2022	PAYDOWN		4,630,302	4,630,302	4,628,368	4,630,302						4,630,302				7,186	.12/15/2036
057224-AZ-0	BAKER HUGHES HOLDINGS LLC SENIOR CORP_BN		.12/12/2022	3RDPARTY		5,751,180	6,000,000	6,002,380	6,002,022		(78)		(78)		6,001,944		(250,764)	(250,764)	383,521	.09/15/2040
059165-EC-0	BALTIMORE GAS AND ELECTRIC CO SENIOR COR		.12/09/2022	3RDPARTY		1,649,700	1,500,000	1,756,170	1,684,180		(8,162)		(8,162)		1,676,018		(26,318)	(26,318)	114,300	.10/01/2036
059469-AE-6	BANK OF AMERICA ALTERNATIVE LO WHOLE_CMO		.12/01/2022	PAYDOWN		230,614	230,615	132,065	96,587		136,563	2,536	134,027		230,614				2,763	.10/25/2036
05946X-XH-1	BANC OF AMERICA FUNDING CORPORA SUPSEN VH		.12/20/2022	PAYDOWN		116,219	116,080	79,370	104,957		11,261		11,261		116,219				737	.05/20/2035
059475-AB-9	BANK OF AMERICA ALTERNATIVE LO SUPSEN VH		.12/01/2022	PAYDOWN		114,499	187,326	145,725	135,577		(21,408)		(21,408)		114,168		330	330	8,091	.06/25/2037
059487-AC-2	BANK OF AMERICA ALTERNATIVE LO WHOLE_CMO		.12/01/2022	PAYDOWN		137,429	147,902	122,019	123,988		13,441		13,441		137,429				5,067	.07/25/2036
05949A-6J-4	BANK OF AMERICA MORTGAGE SECUR SENIOR VH		.12/01/2022	PAYDOWN		348,883	355,686	257,205	298,240		50,643		50,643		348,883				3,959	.06/25/2035
05949C-PL-4	BANK OF AMERICA MORTGAGE SECUR WHOLE_CMO		.12/01/2022	PAYDOWN		54,044	54,398	42,781	51,126		2,917		2,917		54,044				819	.01/25/2036
05949T-BF-5	BANK OF AMERICA FUNDING CORPORA SUPSEN VH		.12/01/2022	PAYDOWN		3,472	5,810	5,166	5,045		(1,573)		(1,573)		3,472				172	.01/25/2036
05951F-AK-0	BANK OF AMERICA FUNDING CORP B SENIOR VH		.12/01/2022	PAYDOWN		63,436	63,182	50,360	55,744		7,691		7,691		63,436				1,956	.01/25/2035
05951G-AC-6	BANC OF AMERICA FUNDING CORP B WHOLE_CMO		.12/27/2022	PAYDOWN		229,147	228,037	157,631	157,265		71,882		71,882		229,147				1,017	.03/25/2037
059522-BE-1	BANC OF AMERICA FUNDING CORPORA WHOLE_CMO		.12/01/2022	PAYDOWN		127,090	126,359	125,089	126,063		1,027		1,027		127,090				1,160	.05/20/2036
059529-AJ-6	BANC OF AMERICA FUNDING CORPORA SUPSEN VH		.12/01/2022	PAYDOWN		467,769	555,518	429,360	383,655		84,114		84,114		467,769				13,085	.09/25/2037
05952F-AK-9	BANC OF AMERICA MORTGAGE SECUR SENIOR VH		.12/01/2022	PAYDOWN		78,950	93,065	75,910	80,231		(1,281)		(1,281)		78,950				2,858	.05/25/2037
05952X-AE-4	BANC OF AMERICA FUNDING CORPORA WHOLE_CMO		.12/01/2022	PAYDOWN		382,958	607,422	470,752	488,973		(106,016)		(106,016)		382,958				14,549	.07/26/2036
05963S-AE-2	BANC OF AMERICA FUNDING CORPORA WHOLE_CMO		.12/27/2022	PAYDOWN		1,468	1,468	864	1,226		(1,226)		(1,226)		1,037				1,037	.09/26/2036
06036F-BG-5	BNK_18-B15 SUB SUB_CMBS_18-B15		.04/26/2022	3RDPARTY		4,296,152	4,250,000	4,335,895	4,315,212		(2,108)		(2,108)		4,313,104		(16,951)	(16,951)	81,339	.11/15/2061
06051G-EU-9	BANK OF AMERICA CORP SENIOR CORP_BND		.11/15/2022	3RDPARTY		6,768,659	6,781,000	6,743,298	6,776,521		3,808		3,808		6,780,328		(11,670)	(11,670)	301,472	.01/11/2023
06051G-FH-7	BANK OF AMERICA CORP SUB CORP_BND		.02/24/2022	3RDPARTY		4,154,554	4,000,000	4,006,095	4,001,865		(98)		(98)		4,001,767		152,787	152,787	83,067	.08/26/2024
06051G-FU-8	BANK OF AMERICA CORP SUB CORP_BND		.11/23/2022	3RDPARTY		2,944,958	3,000,000	3,000,000	3,000,000						3,000,000		(55,042)	(55,042)	163,167	.03/03/2026
06051G-JA-8	BANK OF AMERICA CORP SENIOR CORP_BND		.02/01/2022	3RDPARTY		12,727,416	11,400,000	13,307,562	13,298,747		(3,663)		(3,663)		13,295,084		(567,668)	(567,668)	171,962	.03/20/2051
06406H-DA-4	BANK OF NEW YORK MELLON/THE SENIOR CORP		.11/09/2022	3RDPARTY		9,530,200	10,000,000	9,849,950	9,946,401		14,279		14,279		9,960,680		(430,480)	(430,480)	366,667	.02/24/2025
06406R-AD-9	BANK OF NEW YORK MELLON/THE SENIOR CORP		.11/17/2022	3RDPARTY		4,707,700	5,000,000	4,997,900	4,998,788		186		186		4,998,974		(291,274)	(291,274)	164,757	.05/16/2027
06406R-AJ-6	BANK OF NEW YORK MELLON/THE SENIOR CORP		.07/12/2022	3RDPARTY		4,889,879	4,875,000	4,894,027	4,882,026		(2,273)		(2,273)		4,879,753		10,125	10,125	154,639	.08/11/2023
065606-AG-0	BANK OF THE WEST AUTO TRUST BW ABS_ABS		.04/26/2022	3RDPARTY		8,481,074	8,500,000	8,499,250	8,499,492		297		297		8,499,789		(18,715)	(18,715)	105,199	.07/15/2026
06760J-AJ-4	BABSON CLO LTD BABSN_18-2A MEZZANIN ABS		.03/25/2022	3RDPARTY		12,825,713	13,000,000	13,000,000	13,000,000						13,000,000		(174,288)	(174,288)	123,680	.04/15/2030
070101-EH-5	BASIN ELECTRIC POWER COOPERATI CORP_BND		.10/03/2022	100.0000 REDEMPTION		501,480	501,480	501,480	501,480						501,480				20,059	.10/01/2031
070101-FH-2	BASIN ELECTRIC POWER COOPERATI 1ST_MTG C		.06/15/2022	100.0000 REDEMPTION		24,769	24,769	24,769	24,769						24,769				508	.06/15/2034
071813-AM-1	BAXTER INTERNATIONAL INC SENIOR CORP_BND		.10/01/2022	CFRT - TRADING BLK		12,336,972	12,000,000	11,468,311	12,246,121		(777,810)		(777,810)		11,468,311		868,661	868,661	892,166	.02/15/2028
071813-AX-7	BAXTER INTERNATIONAL INC SENIOR CORP_BND		.12/09/2022	3RDPARTY		2,636,675	2,500,000	2,961,538	2,840,203		(13,672)		(13,672)		2,826,531		(189,856)	(189,856)	161,458	.12/01/2037
07274E-AG-8	BAYER US FINANCE LLC SENIOR CORP_BND 144		.06/23/2022	3RDPARTY		3,426,465	3,500,000	3,517,500	3,328,419		13,328		13,328		3,504,806		(78,341)	(78,341)	84,984	.10/08/2024
07325V-AF-1	BAYVIEW FINANCIAL ACQUISITION SENIOR ABS		.12/01/2022	PAYDOWN		48,412	48,412	48,951	48,933		(521)		(521)		48,412				1,432	.05/28/2037
07330M-AB-3	TRUIST BANK SUB CORP_BND		.11/17/2022	3RDPARTY		8,296,233	8,700,000	8,694,171	8,697,591		543		543		8,698,134		(401,901)	(401,901)	369,690	.09/16/2025
07335C-AK-0	BARCLAYS COMMERCIAL MORTGAGE S SENIOR_CM		.12/01/2022	PAYDOWN		170,408	170,408	256,519	256,519		(256,519)		(256,519)		11,625				11,625	.08/15/2052
07386H-ZE-4	BEAR STEARNS ALT-A TRUST BALTA SUPSEN VH		.12/01/2022	PAYDOWN		154,526	154,820	124,529	76,814		77,712		77,712		154,526				1,957	.01/25/2036
073871-BL-8	BEAR STEARNS ALT-A TRUST BALTA WHOLE_CMO		.12/01/2022	PAYDOWN		86,729	84,579	73,930	73,466		13,263		13,263		86,729				1,195	.07/25/2036
073875-AK-2	BEAR STEARNS ALT-A TRUST BALTA SUPSEN VH		.11/01/2022	PAYDOWN		399,874	369,330	259,223	271,472		271,472		271,472		399,874				6,418	.12/25/2046
073879-PS-1	BEAR STEARNS ASSET BACKED SECUR MEZZANIN		.10/27/2022	3RDPARTY		840,718	845,033	657,666	785,999		10,522		10,522		796,522		44,197	44,197	17,550	.01/25/2035
073879-PS-1	BEAR STEARNS ASSET BACKED SECUR MEZZANIN		.10/25/2022	PAYDOWN		265,920	265,920	206,959	247,343		18,577		18,577		265,920				1,748	.01/25/2035
07387A-BR-5	BEAR STEARNS ADJUSTABLE RATE M SENIOR VH		.12/01/2022	PAYDOWN		129,888	108,170	97,899	77,016		52,872		52,872		129,888				2,502	.08/25/2035
073882-AD-4	BEAR STEARNS ADJUSTABLE RATE M SUPSEN VH		.12/01/2022	PAYDOWN		177,565	180,691	153,497	153,817		23,748		23,748		177,565				2,596	.10/25/2036
07388D-AC-2	BEAR STEARNS ARM BSARM_06-2 SUPSEN WHOLE		.12/01/2022	PAYDOWN		31,183	34,839	30,359	30,527		656		656		31,183				925	.07/25/2036
07388D-AC-2	BEAR STEARNS ARM BSARM_06-2 SUPSEN WHOLE		.07/01/2022	84,7257 REDEMPTION		99,154	117,030	101,980	98,548		607		607		99,154				1,518	.07/25/2036
07389K-AA-9	BEAR STEARNS ALT-A TRUST 11 BS SUPSEN VH		.12/01/2022	PAYDOWN		483,572	542,802	372,471	178,198		305,373		305,373		483,572				8,590	.09/25/2047

ANNUAL STATEMENT FOR THE YEAR 2022 OF THE AMERICAN EQUITY INVESTMENT LIFE INSURANCE COMPANY

SCHEDULE D - PART 4

Showing All Long-Term Bonds and Stocks SOLD, REDEEMED or Otherwise DISPOSED OF During Current Year

1	2	3	4	5	6	7	8	9	10	Change In Book/Adjusted Carrying Value					16	17	18	19	20	21
										11	12	13	14	15						
CUSIP Identification	Description	Foreign	Disposal Date	Name of Purchaser	Number of Shares of Stock	Consideration	Par Value	Actual Cost	Prior Year Book/ Adjusted Carrying Value	Unrealized Valuation Increase/ Decrease	Current Year's (Amortization)/ Accretion	Current Year's Other-Than-Temporary Impairment Recognized	Total Change in Book/ Adjusted Carrying Value (11+12-13)	Total Foreign Exchange Change in Book/ Adjusted Carrying Value	Book/ Adjusted Carrying Value at Disposal Date	Foreign Exchange Gain (Loss) on Disposal	Realized Gain (Loss) on Disposal	Total Gain (Loss) on Disposal	Bond Interest/ Stock Dividends Received During Year	Stated Contractual Maturity Date
07401A-AA-5	BEAR STEARNS MORTGAGE FUNDING SUPSEN WHO		12/27/2022	PAYDOWN		487,953	487,954	399,055	341,676		146,277		146,277		487,953				1,931	09/25/2046
075887-AQ-2	BECTON DICKINSON AND COMPANY SENIOR CORP		08/19/2022	CALL 112.9624		1,299,068	1,150,000	1,218,241	1,150,000		30,142		30,142		1,180,142		(30,142)	(30,142)	226,118	08/01/2028
075887-AV-1	BECTON DICKINSON AND COMPANY SENIOR CORP		10/01/2022	CFRT - TRADING BLK		1,308,652	1,300,000	1,160,406	1,289,763		(129,357)		(129,357)		1,160,406		148,246	148,246	68,033	05/15/2039
075887-AV-1	BECTON DICKINSON AND COMPANY SENIOR CORP		08/19/2022	CALL 115.4043		1,384,852	1,200,000	1,187,808	1,190,550		200		200		1,190,750		9,250	9,250	220,852	05/15/2039
075887-AX-7	BECTON DICKINSON AND COMPANY SENIOR CORP		08/19/2022	CALL 103.2818		1,497,586	1,450,000	1,420,638	1,426,873		471		471		1,427,344		22,656	22,656	83,836	11/12/2040
075887-CK-3	BECTON DICKINSON AND COMPANY SENIOR CORP		08/19/2022	CALL 86.4031		238,473	276,000	293,819	293,533		(241)		(241)		293,292				(49,584)	05/20/2050
081331-AB-6	BELVOIR LD LLC VA SENIOR MUNITAX_BND REV		12/15/2022	VARIOUS		532,801	532,801	526,141	531,013		1,788		1,788		532,801				20,184	12/15/2025
081331-AE-0	BELVOIR LD LLC VA SENIOR MUNITAX_BND REV		12/15/2022	VARIOUS		72,114	72,114	78,318	76,732		(4,618)		(4,618)		72,114				2,879	12/15/2035
08161B-BC-6	BENCHMARK MORTGAGE TRUST BMARK SUB SUB_C		05/09/2022	3RDPARTY		10,142,773	11,000,000	11,241,377	11,162,070		(7,434)		(7,434)		11,154,636		(1,011,862)	(1,011,862)	222,185	04/12/2051
084423-AS-1	VR BERKLEY CORPORATION SENIOR CORP_BND		03/15/2022	VARIOUS		7,500,000	7,500,000	7,471,500	7,499,276		724		724		7,500,000				173,438	03/15/2022
084664-BL-4	BERKSHIRE HATHAWAY FINANCE COR SENIOR CO		10/01/2022	CFRT - TRADING BLK		5,203,900	5,000,000	4,427,564	4,952,966		(525,402)		(525,402)		4,427,564		776,336	776,336	346,597	01/15/2040
084664-BU-4	BERKSHIRE HATHAWAY FINANCE COR SENIOR CO		12/05/2022	3RDPARTY		3,949,846	4,150,000	4,103,364	4,112,308		1,086		1,086		4,113,394		(163,549)	(163,549)	193,759	05/15/2042
084670-BR-8	BERKSHIRE HATHAWAY INC SENIOR CORP_BND		02/01/2022	3RDPARTY		4,065,020	4,000,000	3,989,120	3,997,974		138		138		3,998,112		66,909	66,909	41,556	09/15/2024
085770-AA-3	BERRY GLOBAL INC SECURED CORP_BND 144A		06/17/2022	3RDPARTY		9,460,650	9,725,000	10,076,672	10,066,228		(79,159)		(79,159)		9,987,069		(526,419)	(526,419)	413,238	07/15/2026
09062X-AF-0	BIOMEN INC SENIOR CORP_BND		11/09/2022	VARIOUS		19,321,430	20,000,000	19,952,800	19,980,262		4,201		4,201		19,984,463		(663,033)	(663,033)	915,784	09/15/2025
09143F-AA-3	BISHOP HILL ENERGY LLC SECURED CORP_BND		12/31/2022	REDEMPTION 100.0000		340,637	340,637	340,637	340,637						340,637				6,403	06/30/2037
09204G-AD-1	BLACK DIAMOND CLO LTD BLACK_19 ABS_ABS		08/17/2022	3RDPARTY		1,443,750	1,500,000	1,500,000	1,500,000						1,500,000		(56,250)	(56,250)	46,716	07/23/2032
092113-AH-2	BLACK HILLS CORPORATION SENIOR CORP_BND		11/16/2022	3RDPARTY		1,045,694	1,050,000	1,074,035	1,054,906		(2,518)		(2,518)		1,052,388		(6,694)	(6,694)	43,014	11/30/2023
09247X-AJ-0	BLACKROCK INC SENIOR CORP_BND		06/01/2022	MATURITY		300,000	300,000	316,531	303,766		(3,766)		(3,766)		300,000				5,063	06/01/2022
09261H-AA-5	BLACKSTONE PRIVATE CREDIT FUND SENIOR CO		08/08/2022	TAX FREE EXCHANGE		4,941,660	5,000,000	4,923,500	4,924,711		16,949		16,949		4,941,660				80,208	09/15/2024
09261H-AQ-2	BLACKSTONE PRIVATE CREDIT FUND SENIOR CO		05/04/2022	3RDPARTY		1,592,509	1,700,000	1,698,164	1,698,200		217		217		1,698,417		(105,908)	(105,908)	18,199	11/22/2024
09261H-AQ-2	BLACKSTONE PRIVATE CREDIT FUND SENIOR CO		08/08/2022	TAX FREE EXCHANGE		3,297,253	3,300,000	3,296,436	3,296,507		746		746		3,297,253				56,655	11/22/2024
09261H-AJ-6	BLACKSTONE PRIVATE CREDIT FUND SENIOR CO		08/08/2022	TAX FREE EXCHANGE		68,421,982	68,600,000	68,396,258	68,399,323		22,659		22,659		68,421,982				1,727,863	03/15/2027
09629V-AQ-8	BLUEMOUNTAIN CLO LTD BLUEM_18 MEZZANIN A		11/08/2022	3RDPARTY		2,960,000	3,200,000	2,936,254	3,200,000			263,746	(263,746)		2,936,254		23,746	23,746	109,609	08/15/2031
09630A-AL-0	BLUEMOUNTAIN CLO LTD BLUEM_18 MEZZANIN A		06/07/2022	3RDPARTY		728,000	800,000	800,000	800,000						800,000		(72,000)	(72,000)	18,347	10/25/2030
097023-AX-3	BOEING CO SENIOR CORP_BND		10/01/2022	CFRT - TRADING BLK		5,609,206	5,750,000	5,157,277	5,676,981		(519,704)		(519,704)		5,157,277		451,929	451,929	410,648	03/15/2039
099724-AJ-5	BORGWARNER INC SENIOR CORP_BND		11/16/2022	VARIOUS		12,038,333	12,455,000	12,095,637	12,443,469		(326,387)		(326,387)		12,117,082		(78,748)	(78,748)	461,659	03/15/2025
101137-AT-4	BOSTON SCIENTIFIC CORPORATION SENIOR COR		03/17/2022	CALL 108.2552		27,064	25,000	30,135	30,118		(50)		(50)		30,069		(5,069)	(5,069)	2,633	03/01/2039
101137-AW-7	BOSTON SCIENTIFIC CORPORATION SENIOR COR		03/17/2022	CALL 103.7537		6,225,220	6,000,000	6,451,980	6,445,738		(22,646)		(22,646)		6,423,092		(423,092)	(423,092)	337,720	03/01/2026
10240*-AA-7	BOWIE ACQUISITIONS LLC CORP_BND		12/31/2022	REDEMPTION 100.0000		1,454,877	1,454,877	1,454,877	1,454,877						1,454,877				42,587	09/30/2038
110122-AP-3	BRISTOL-MYERS SQUIBB CO SENIOR CORP_BND		12/09/2022	3RDPARTY		1,467,180	1,350,000	1,521,196	1,472,899		(5,444)		(5,444)		1,467,455		(275)	(275)	85,481	11/15/2036
110122-AU-2	BRISTOL-MYERS SQUIBB CO SENIOR CORP_BND		12/05/2022	3RDPARTY		1,803,645	2,250,000	1,893,285	1,951,487		8,713		8,713		1,960,201		(156,556)	(156,556)	98,719	08/01/2042
110122-AX-6	BRISTOL-MYERS SQUIBB CO SENIOR CORP_BND		12/09/2022	3RDPARTY		1,805,361	1,900,000	1,968,761	1,958,372		(1,594)		(1,594)		1,956,777		(151,416)	(151,416)	109,725	03/01/2044
110122-DE-5	BRISTOL-MYERS SQUIBB CO SENIOR CORP_BND		06/14/2022	3RDPARTY		982,949	1,000,000	964,768	970,675		1,905		1,905		972,580		10,370	10,370	31,850	02/20/2028
11042A-AA-2	BRITISH AIRWAYS PASS THROUGH T SECURED C		12/20/2022	VARIOUS		4,536,722	4,536,722	4,536,722	4,536,722						4,536,722				131,894	12/20/2025
11133T-AC-7	BROADRIDGE FINANCIAL SOLUTIONS SENIOR CO		06/07/2022	3RDPARTY		4,258,955	4,350,000	4,332,122	4,341,216		801		801		4,342,017		(83,063)	(83,063)	66,555	06/27/2026
11134L-AH-2	BROADCOM CORPORATION SENIOR CORP_BND		11/14/2022	3RDPARTY		37,534,000	40,000,000	40,085,637	40,050,561		(7,890)		(7,890)		40,042,671		(2,508,671)	(2,508,671)	2,070,972	01/15/2027
11135F-BD-2	BROADCOM INC SENIOR CORP_BND		01/01/2022	TAXABLE EXCHANGE																04/15/2030
115236-AA-9	BROWN & BROWN INC SENIOR CORP_BND		11/16/2022	3RDPARTY		5,587,112	5,700,000	5,506,817	5,694,370		(175,458)		(175,458)		5,518,911		68,200	68,200	280,630	09/15/2024
115637-AT-7	BROWN-FORMAN CORPORATION SENIOR CORP_BND		12/09/2022	3RDPARTY		1,754,726	1,900,000	1,878,245	1,881,146		792		792		1,881,938		(127,212)	(127,212)	88,244	04/15/2038
12189T-AZ-7	BURLINGTON NORTHERN SANTA FE L SENIOR CO		12/09/2022	3RDPARTY		1,465,672	1,300,000	1,502,189	1,444,136		(3,118)		(3,118)		1,441,019		24,653	24,653	89,278	05/01/2037
124857-AF-0	PARAMOUNT GLOBAL SENIOR CORP_BND		08/16/2022	3RDPARTY		4,028,404	4,190,000	4,429,961	4,381,743		(3,931)		(3,931)		4,377,812		(349,409)	(349,409)	208,068	10/15/2040
124857-AR-4	PARAMOUNT GLOBAL SENIOR CORP_BND		06/22/2022	3RDPARTY		4,599,850	5,000,000	4,917,500	4,957,146		3,809		3,809		4,960,955		(361,105)	(361,105)	136,542	01/15/2027
12512J-AZ-7	CD COMMERCIAL MORTGAGE TRUST C SUB SUB_C		09/08/2022	3RDPARTY		1,178,027	1,250,000	1,287,429	1,276,525		(2,468)		(2,468)		1,274,056		(96,029)	(96,029)	45,458	08/15/2051
12513G-BJ-7	CDW LLC SENIOR CORP_BND		01/14/2022	3RDPARTY		3,935,934	3,869,000	3,869,000	3,869,000						3,869,000		66,934	66,934	18,411	12/01/2031
12515A-BH-2	CD COMMERCIAL MORTGAGE TRUST C SUB SUB_C		08/24/2022	3RDPARTY		1,531,527	1,700,000	1,720,953	1,727,792		2,477		2,477		1,730,269		(198,742)	(198,742)	48,175	11/10/2049
12532A-BB-4	CFRE COMMERCIAL MORTGAGE TRUS SUB SUB_C		04/26/2022	3RDPARTY		3,334,023	3,500,000	3,604,974	3,554,086		(3,550)		(3,550)		3,550,537		(216,513)	(216,513)	54,366	11/10/2049

ANNUAL STATEMENT FOR THE YEAR 2022 OF THE AMERICAN EQUITY INVESTMENT LIFE INSURANCE COMPANY

SCHEDULE D - PART 4

Showing All Long-Term Bonds and Stocks SOLD, REDEEMED or Otherwise DISPOSED OF During Current Year

1	2	3	4	5	6	7	8	9	10	Change In Book/Adjusted Carrying Value					16	17	18	19	20	21
										11	12	13	14	15						
CUSIP Identi- fication	Description	For- eign	Disposal Date	Name of Purchaser	Number of Shares of Stock	Con- sideration	Par Value	Actual Cost	Prior Year Book/ Adjusted Carrying Value	Unrealized Valuation Increase/ Decrease	Current Year's (Amor- tization)/ Accretion	Current Year's Other- Than- Temporary Impairment Recognized	Total Change in Book/ Adjusted Carrying Value (11+12-13)	Total Foreign Exchange Change in Book/ Adjusted Carrying Value	Book/ Adjusted Carrying Value at Disposal Date	Foreign Exchange Gain (Loss) on Disposal	Realized Gain (Loss) on Disposal	Total Gain (Loss) on Disposal	Bond Interest/ Stock Dividends Received During Year	Stated Con- tractual Maturity Date
12541W-AA-8	CH ROBINSON WORLDWIDE INC SENIOR CORP_BN		.07/15/2022	3RDPARTY		24,084,324	25,000,000	24,752,820	24,832,417		12,581		12,581		24,844,998		(760,673)	(760,673)	774,547	.04/15/2028
12543R-AT-6	COUNTRYWIDE HOME LOANS CWHL_07 SENIOR WH		.12/01/2022	PAYDOWN		191,210	198,165	166,998	123,132		68,078		68,078		191,210				5,236	.04/25/2037
12543R-BJ-7	COUNTRYWIDE HOME LOANS CWHL_07 SENIOR WH		.12/01/2022	PAYDOWN		207,147	214,681	174,571	128,709		78,438		78,438		207,147				5,673	.04/25/2037
12543T-AB-1	COUNTRYWIDE HOME LOANS CWHL_06 SENIOR WH		.12/01/2022	PAYDOWN		223,269	213,909	174,899	115,505		107,764		107,764		223,269				8,983	.09/25/2036
12543U-AE-2	COUNTRYWIDE HOME LOANS CWHL_06 SENIOR WH		.12/01/2022	PAYDOWN		160,282	152,879	124,481	84,958		75,324		75,324		160,282				5,543	.10/25/2036
12544D-AW-9	COUNTRYWIDE HOME LOANS CWHL_07 SENIOR WH		.12/01/2022	PAYDOWN		102,126	113,182	98,924	75,377		26,749		26,749		102,126				3,666	.09/25/2037
12544L-AQ-4	COUNTRYWIDE HOME LOANS CWHL_07 SENIOR WH		.12/01/2022	PAYDOWN		156,181	188,945	158,750	114,299		42,289	407	41,882		156,181				5,508	.08/25/2037
12545A-AX-2	COUNTRYWIDE HOME LOANS CWHL_07 SUPSEN WH		.12/01/2022	PAYDOWN		185,964	167,425	148,530	100,289		85,676		85,676		185,965				7,739	.01/25/2038
12545B-AC-6	COUNTRYWIDE HOME LOANS CWHL_08 WHOLE_CMO		.12/25/2022	PAYDOWN		180,207	182,747	160,373	123,283		57,227	303	56,924		180,207				4,864	.08/25/2037
125523-BD-1	CIGNA CORP SENIOR CORP_BND		.12/09/2022	3RDPARTY		3,171,693	2,950,000	3,046,482	3,047,418		(10,110)		(10,110)		3,037,307		134,385	134,385	195,536	.11/15/2036
12554C-AN-8	CIM TRUST CIM_18-J1 SUPSEN WHOLE_CMO_18		.12/01/2022	PAYDOWN		2,741,097	2,741,098	2,594,052	2,697,871		43,227		43,227		2,741,097				33,718	.03/25/2048
12556M-AB-0	CIM TRUST CIM_19-J1 SUPSEN WHOLE_CMO_19		.12/01/2022	PAYDOWN		428,340	428,340	434,096	432,372		(4,032)		(4,032)		428,340				4,895	.08/25/2049
12558T-AA-5	CIM TRUST CIM_19-J2 WHOLE_CMO_19-J2 144		.12/25/2022	PAYDOWN		368,475	368,475	377,687	376,341		(7,867)		(7,867)		368,475				4,033	.10/25/2049
12566V-AE-2	CITIMORTGAGE ALTERNATIVE LOAN SUPSEN WH		.12/01/2022	PAYDOWN		249,837	280,857	217,579	219,002		30,835		30,835		249,837				6,696	.04/25/2037
12591T-AH-9	COMM MORTGAGE TRUST COMM_14-LC SUB SUB_C		.08/16/2022	VARIOUS		21,664,713	22,000,000	22,658,796	22,150,744		(51,126)		(51,126)		22,099,618		(434,905)	(434,905)	722,299	.04/10/2047
12591Y-BF-1	COMM MORTGAGE TRUST COMM_14-UB SUB SUB_C		.08/16/2022	3RDPARTY		23,817,498	24,491,000	25,159,261	24,677,158		(54,951)		(54,951)		24,622,207		(804,710)	(804,710)	754,079	.06/10/2047
12593A-BD-6	COMM MORTGAGE TRUST COMM_15-CR SUB SUB_C		.08/24/2022	3RDPARTY		3,097,625	3,200,000	3,295,907	3,237,290		(6,618)		(6,618)		3,230,673		(133,048)	(133,048)	98,533	.05/12/2048
126117-AS-9	CNA FINANCIAL CORP SENIOR CORP_BND		.11/16/2022	3RDPARTY		8,834,869	9,000,000	8,733,489	8,999,596		(245,558)		(245,558)		8,754,037		80,832	80,832	357,475	.05/15/2024
126192-AE-3	COMM MORTGAGE TRUST COMM_12-LC AM SUB_CM		.03/01/2022	PAYDOWN		10,275,000	10,275,000	10,643,054	10,266,687		8,313		8,313		10,275,000				87,418	.12/10/2044
12624K-AH-9	COMM MORTGAGE TRUST COMM_12-CR SUB SUB_C		.12/01/2022	PAYDOWN		11,000,000	11,000,000	11,917,562	11,038,978		(38,978)		(38,978)		11,000,000				543,280	.08/15/2045
12624K-AW-6	COMM MORTGAGE TRUST COMM_12-CR SUB SUB_C		.12/01/2022	PAYDOWN		255,469	255,469	263,991	257,048		(1,579)		(1,579)		255,469				12,617	.08/15/2045
12624N-AC-4	COMM MORTGAGE TRUST COMM_12-LT LCF SENIO		.09/15/2022	VARIOUS		21,115,977	22,078,000	21,936,701	21,943,453		55,325		(3,245)		21,940,208		(824,231)	(824,231)	431,859	.10/05/2030
12624N-AC-4	COMM MORTGAGE TRUST COMM_12-LT LCF SENIO		.12/01/2022	PAYDOWN		399,974	399,974	369,976	397,084		30,888	27,998	2,890		399,974				12,542	.10/05/2030
12624P-AF-2	COMM MORTGAGE TRUST COMM_12-CR SENIOR SE		.12/01/2022	PAYDOWN			5,692,164		146,925		(146,925)		(146,925)						422,648	.10/17/2045
12624Q-AS-2	COMM MORTGAGE TRUST COMM_12-CR SENIOR_CM		.12/01/2022	PAYDOWN			5,878,042		349,450		(349,450)		(349,450)						481,704	.10/15/2045
12625C-AJ-2	COMM MORTGAGE TRUST COMM_13-WW SUB SUB_C		.12/01/2022	PAYDOWN		12,500,000	12,500,000	12,013,086	12,419,458		80,542		80,542		12,500,000				465,687	.03/10/2031
12625F-AF-3	COMM MORTGAGE TRUST COMM_13-CR SENIOR_CM		.12/01/2022	PAYDOWN			668,207		76,377		(76,377)		(76,377)						73,164	.03/10/2046
12625K-AL-9	COMM MORTGAGE TRUST COMM_13-CR AM SUB_CM		.07/26/2022	3RDPARTY		743,936	750,000	772,392	752,036		(1,477)		(1,477)		750,559		(6,624)	(6,624)	18,865	.06/10/2046
12625K-AM-7	COMM MORTGAGE TRUST COMM_13-CR SUB SUB_C		.07/26/2022	VARIOUS		19,780,230	20,000,000	20,483,332	20,054,262		(32,673)		(32,673)		20,021,589		(241,358)	(241,358)	522,837	.06/10/2046
12625U-BC-6	COMM MORTGAGE TRUST COMM_13-CR SENIOR_CM		.12/01/2022	PAYDOWN			815,159		22,430		(22,430)		(22,430)						72,199	.07/10/2045
12626G-AB-8	CSX CORP SENIOR CORP_BND		.09/08/2022	3RDPARTY		1,586,313	1,600,000	1,735,556	1,627,408		(12,040)		(12,040)		1,615,368		(29,056)	(29,056)	62,557	.08/10/2046
12626P-AF-0	CRH AMERICA INC SENIOR CORP_BND		.10/01/2022	CFRT - TRADING BLK		1,421,238	1,365,000	1,375,706	1,372,346		(326)		(326)		1,372,020		49,218	49,218	83,477	.10/15/2033
126281-BE-3	CSAIL COMMERCIAL MORTGAGE TRUS SUB SUB_C		.08/11/2022	VARIOUS		12,155,156	13,000,000	13,390,000	13,138,984		(16,787)		(16,787)		13,122,198		(967,042)	(967,042)	253,518	.04/15/2050
12631D-BE-2	COMM MORTGAGE TRUST COMM_14-CR SUB SUB_C		.08/16/2022	3RDPARTY		4,302,072	4,450,000	4,583,491	4,486,974		(10,812)		(10,812)		4,476,162		(174,090)	(174,090)	139,049	.05/10/2047
12635R-AX-6	CSAIL COMMERCIAL MORTGAGE TRUS LCF SENIO		.07/26/2022	3RDPARTY		2,717,451	2,750,000	2,832,484	2,780,904		(5,490)		(5,490)		2,775,415		(57,964)	(57,964)	68,939	.11/18/2048
126379-AH-9	CREDIT SUISSE MORTGAGE CAPITAL WHOLE_CMO		.12/01/2022	PAYDOWN		47,141	34,522	25,695	24,494		22,646		22,646		47,141				824	.06/25/2037
12638P-BT-5	CREDIT SUISSE MORTGAGE TRUST C SUPSEN WH		.12/01/2022	PAYDOWN		549,239	546,115	456,006	481,885		67,354		67,354		549,239				15,424	.04/25/2037
12639G-DD-7	CREDIT SUISSE MORTGAGE CAPITAL WHOLE_CMO		.12/01/2022	PAYDOWN		704,702	704,702	597,235	659,099		45,603		45,603		704,702				8,683	.10/26/2035
126408-GH-0	CSX CORP SENIOR CORP_BND		.12/09/2022	3RDPARTY		2,438,438	2,250,000	2,475,383	2,412,891		(7,143)		(7,143)		2,405,748			32,689	162,000	.10/01/2036
126408-GS-6	CSX CORP SENIOR CORP_BND		.12/09/2022	3RDPARTY		1,704,735	1,500,000	1,673,790	1,636,860		(4,279)		(4,279)		1,632,581		72,154	72,154	57,794	.04/30/2040
12641R-AS-9	CREDIT SUISSE MORTGAGE CAPITAL SENIOR WH		.12/01/2022	PAYDOWN		557,190	659,834	521,269	499,621		57,569		57,569		557,190				16,627	.10/26/2035
12641T-AS-5	CREDIT SUISSE MORTGAGE CAPITAL WHOLE_CMO		.12/01/2022	PAYDOWN		692,756	688,447	558,073	593,540		99,216		99,216		692,756				6,146	.06/25/2036
12643G-AQ-5	CREDIT SUISSE MORTGAGE CAPITAL SENIOR WH		.04/01/2022	PAYDOWN		229,461	229,461	179,266	224,472		4,989		4,989		229,461				2,247	.10/26/2036
12643H-AM-2	CREDIT SUISSE MORTGAGE CAPITAL WHOLE_CMO		.12/01/2022	PAYDOWN		472,292	472,292	453,696	455,701		16,591		16,591		472,292				16,017	.12/26/2036
12645Q-AC-2	CREDIT SUISSE MORTGAGE CAPITAL SENIOR WH		.07/01/2022	PAYDOWN		441,466	448,924	294,817	314,520		126,946		126,946		441,466				3,584	.03/25/2036
12645Q-CN-6	CREDIT SUISSE MORTGAGE CAPITAL SENIOR WH		.12/01/2022	PAYDOWN		288,299	288,299	194,602	165,825		122,474		122,474		288,299				3,873	.07/28/2036
12645V-AY-3	CREDIT SUISSE MORTGAGE TRUST C SENIOR WH		.12/01/2022	PAYDOWN		421,100	387,062	265,622	302,308		118,792		118,792		421,100				5,253	.02/27/2037
12646P-CW-7	CREDIT SUISSE MORTGAGE TRUST C WHOLE_CMO		.01/01/2022	3RDPARTY		1,733,793	2,148,442	1,600,589	1,710,912		(5,876)		(5,876)		1,705,037		28,756	28,756	1,427	.03/27/2036
12646U-AN-8	CREDIT SUISSE COMMERCIAL MORTG SUPSEN WH		.12/01/2022	PAYDOWN		380,381	380,381	380,738	380,488		(107)		(107)		380,381				4,444	.03/25/2043

ANNUAL STATEMENT FOR THE YEAR 2022 OF THE AMERICAN EQUITY INVESTMENT LIFE INSURANCE COMPANY

SCHEDULE D - PART 4

Showing All Long-Term Bonds and Stocks SOLD, REDEEMED or Otherwise DISPOSED OF During Current Year

1	2	3	4	5	6	7	8	9	10	Change In Book/Adjusted Carrying Value					16	17	18	19	20	21
										11	12	13	14	15						
CUSIP Identi- fication	Description	For- eign	Disposal Date	Name of Purchaser	Number of Shares of Stock	Con- sideration	Par Value	Actual Cost	Prior Year Book/ Adjusted Carrying Value	Unrealized Valuation Increase/ Decrease	Current Year's (Amor- tization)/ Accretion	Current Year's Other- Than- Temporary Impairment Recognized	Total Change in Book/ Adjusted Carrying Value (11+12-13)	Total Foreign Exchange Change in Book/ Adjusted Carrying Value	Book/ Adjusted Carrying Value at Disposal Date	Foreign Exchange Gain (Loss) on Disposal	Realized Gain (Loss) on Disposal	Total Gain (Loss) on Disposal	Bond Interest/ Stock Dividends Received During Year	Stated Con- tractual Maturity Date
12652C-AR-0	CREDIT SUISSE MORTGAGE TRUST C WHOLE_CMO		12/01/2022	PAYDOWN		2,254,550	2,254,550	2,304,837	2,274,024		(19,474)		(19,474)		2,254,550				29,968	10/25/2047
12656*-AH-5	CSLB HOLDINGS INC CORP_BND		11/22/2022	3RDPARTY		5,660,280	6,000,000	6,000,000	6,000,000						6,000,000		(339,720)	(339,720)	239,040	03/26/2025
12661K-AG-5	MKS CLO LTD MKS_17-1A SENIOR ABS_ABS_1		08/17/2022	3RDPARTY REDEMPTION		5,212,735	5,500,000	5,090,889	5,480,264		1,070	390,445	(389,375)		5,090,889		121,846	121,846	226,029	07/20/2030
126650-BS-8	CVS HEALTH CORP SECURED CORP_BND 144A		12/10/2022	100.0000		4,557	4,557	4,557	4,557					4,557					187	01/10/2032
126650-CM-0	CVS HEALTH CORP SENIOR CORP_BND		08/15/2022	VARIOUS		17,842,552	17,450,000	17,638,804	17,604,211		(6,166)		(6,166)		17,598,045		244,507	244,507	914,489	07/20/2035
126650-CZ-1	CVS HEALTH CORP SENIOR CORP_BND		12/09/2022	3RDPARTY		1,269,268	1,300,000	1,292,590	1,293,071		124		124		1,293,194		(23,926)	(23,926)	79,874	03/25/2048
126671-YC-4	COUNTRYWIDE ASSET-BACKED CERT1 ABS_ABS		07/14/2022	3RDPARTY		121,092	120,823	107,231	120,914		(81)		(81)		120,833		260	260	1,077	03/25/2033
126671-YC-4	COUNTRYWIDE ASSET-BACKED CERT1 ABS_ABS		06/27/2022	PAYDOWN		102,582	102,582	91,042	102,659		(77)		(77)		102,582				387	03/25/2033
126673-DQ-2	COUNTRYWIDE ASSET-BACKED CERT1 SUB_ABS_A		11/03/2022	3RDPARTY		184,528	185,265	186,478	185,314		(273)		(273)		185,042		(514)	(514)	6,892	12/25/2034
126673-DQ-2	COUNTRYWIDE ASSET-BACKED CERT1 SUB_ABS_A		11/01/2022	PAYDOWN		622,671	622,671	626,750	622,838		(167)		(167)		622,671				11,876	12/25/2034
126673-DR-0	COUNTRYWIDE ASSET-BACKED CERT1 SUB_ABS_A		08/02/2022	3RDPARTY		3,807,562	3,732,983	3,557,999	3,648,928		1,782		1,782		3,650,710		156,852	156,852	107,424	10/25/2034
126673-DR-0	COUNTRYWIDE ASSET-BACKED CERT1 SUB_ABS_A		08/01/2022	PAYDOWN			95,104	90,646	92,963		(92,963)		(92,963)						2,725	10/25/2034
12667F-2R-5	COUNTRYWIDE ALTERNATIVE LOAN T SUPSEN_IH		12/01/2022	PAYDOWN		49,019	47,162	36,203	25,013		24,006		24,006		49,019				1,660	03/25/2035
12667F-AA-7	COUNTRYWIDE ALTERNATIVE LOAN T WHOLE_CMO		12/01/2022	PAYDOWN		3,189	3,189	2,997	3,229		(41)		(41)		3,189				46	12/25/2034
12667F-R6-4	COUNTRYWIDE ALTERNATIVE LOAN T WHOLE_CMO		12/01/2022	PAYDOWN		197,695	200,355	185,715	194,870		2,824		2,824		197,695				3,954	02/25/2035
12668A-AG-0	COUNTRYWIDE ALTERNATIVE LOAN T SUPSEN_IH		12/01/2022	PAYDOWN		84,020	95,793	74,537	63,088		20,932		20,932		84,020				3,072	10/25/2035
12668A-XC-2	COUNTRYWIDE ALTERNATIVE LOAN T SENIOR_IH		12/01/2022	PAYDOWN		278,723	296,190	229,989	200,928		77,796		77,796		278,723				6,353	12/25/2035
12668A-X9-1	COUNTRYWIDE ALTERNATIVE LOAN T WHOLE_CMO		12/01/2022	PAYDOWN		19,570	19,755	16,890	14,114		5,456		5,456		19,570				486	01/25/2036
12668B-VB-6	COUNTRYWIDE ALTERNATIVE LOAN T SUPSEN_IH		12/01/2022	PAYDOWN		119,842	117,206	90,235	50,384		69,458		69,458		119,842				2,666	05/25/2036
12668B-XC-2	COUNTRYWIDE ALTERNATIVE LOAN T SENIOR_IH		12/01/2022	PAYDOWN		36,628	36,793	28,883	23,236		13,392		13,392		36,628				953	05/25/2036
126694-GU-6	COUNTRYWIDE HOME LOANS CIHHL_05 SUPSEN_IH		12/01/2022	PAYDOWN		176,905	188,685	139,966	133,296		43,608		43,608		176,905				4,097	11/25/2035
126694-JG-4	COUNTRYWIDE HOME LOANS CIHHL_05 SENIOR_IH		12/27/2022	PAYDOWN		381,398	381,399	344,657	352,007		29,836	444	29,392		381,398				2,331	09/25/2035
126694-JH-2	COUNTRYWIDE HOME LOANS CIHHL_05 SENIOR_IH		11/01/2022	PAYDOWN				127,624	80,040		(80,040)		(80,040)						21,109	09/25/2035
126694-JT-6	COUNTRYWIDE HOME LOANS CIHHL_05 SUPSEN_IH		12/01/2022	PAYDOWN		157,168	156,410	117,887	108,190		48,978		48,978		157,168				3,058	11/25/2035
126694-K3-1	COUNTRYWIDE HOME LOANS CIHHL_06 SENIOR_IH		12/01/2022	PAYDOWN		23,904	23,219	22,011	15,562		8,341		8,341		23,904				690	04/25/2036
126694-NV-6	COUNTRYWIDE HOME LOANS CIHHL_05 WHOLE_CMO		12/01/2022	PAYDOWN		208,138	314,528	241,444	171,201		37,133	24	37,109		208,310		(172)	(172)	5,564	12/25/2035
126694-TD-0	COUNTRYWIDE HOME LOANS CIHHL_05 WHOLE_CMO		12/01/2022	PAYDOWN		203,151	440,211	386,544	253,476		(50,325)		(50,325)		203,151				15,991	12/25/2035
126694-TS-7	COUNTRYWIDE HOME LOANS CIHHL_05 SENIOR_IH		12/01/2022	PAYDOWN		303,746	307,835	268,726	223,272		80,474		80,474		303,746				10,798	01/25/2036
126694-VM-7	COUNTRYWIDE HOME LOANS CIHHL_05 WHOLE_CMO		12/01/2022	PAYDOWN		52,958	54,843	40,309	46,845		6,113		6,113		52,958				652	02/20/2036
126694-WE-4	COUNTRYWIDE HOME LOANS CIHHL_06 SUPSEN_IH		12/01/2022	PAYDOWN		309,675	306,646	247,463	248,167		61,508		61,508		309,675				3,805	03/20/2036
12669D-6H-6	COUNTRYWIDE HOME LOANS CIHHL_03 SENIOR_IH		12/01/2022	PAYDOWN		52,913	52,935	49,229	48,685		4,228		4,228		52,913				1,663	05/25/2033
12669F-RG-0	COUNTRYWIDE HOME LOANS CIHHL_04 SUPSEN_IH		11/01/2022	PAYDOWN		248,112	248,113	249,974	248,609		(496)		(496)		248,112				4,311	05/25/2034
12669G-K6-7	COUNTRYWIDE HOME LOANS CIHHL_05 WHOLE_CMO		11/01/2022	PAYDOWN REDEMPTION		27,542	27,542	20,836	21,883		6,421	762	5,659		27,542				766	07/25/2035
12702*-AA-4	CVS LSE BACKD PT PP TR SER 201 CORP_BND		12/12/2022	100.0000		168,430	168,430	168,430	168,430						168,430				3,574	10/10/2039
127055-AH-4	CABOT CORPORATION SENIOR CORP_BND		06/28/2022	VARIOUS REDEMPTION		29,579,668	29,550,000	30,180,223	29,589,456		(35,900)		(35,900)		29,553,556		(3,556)	(3,556)	1,071,387	07/15/2022
12806*-AH-4	CAITHNESS LONG ISLAND LLC CORP_BND		07/15/2022	100.0000		555,036	555,036	555,036	555,036						555,036				23,832	01/15/2032
133131-AS-1	CAMDEN PROPERTY TRUST SENIOR CORP_BND		11/16/2022	3RDPARTY		2,995,327	3,000,000	2,974,286	2,994,801		(15,809)		(15,809)		2,978,991			16,336	134,875	06/15/2023
133131-AT-9	CAMDEN PROPERTY TRUST SENIOR CORP_BND		06/21/2022	3RDPARTY		14,653,223	14,650,000	14,195,923	14,594,981		27,258		27,258		14,622,239		30,984		225,691	12/15/2022
133131-AT-9	CAMDEN PROPERTY TRUST SENIOR CORP_BND		12/15/2022	MATURITY		1,350,000	1,350,000	1,335,758	1,335,563		14,437		14,437		1,350,000				39,825	12/15/2022
133131-AU-6	CAMDEN PROPERTY TRUST SENIOR CORP_BND		11/16/2022	3RDPARTY		1,518,203	1,540,000	1,537,136	1,539,344		276		276		1,539,620		(21,417)	(21,417)	87,630	01/15/2024
134011-AJ-4	CAMP PENDLETON & QUANTICO HOUS SENIOR MU		10/01/2022	VARIOUS		470,000	470,000	492,020	488,266		(260)		(260)		488,006		(18,006)	(18,006)	19,641	10/01/2050
134011-AJ-4	CAMP PENDLETON & QUANTICO HOUS SENIOR MU		10/01/2022	VARIOUS																10/01/2050
134429-BA-6	CAMPBELL SOUP COMPANY SENIOR CORP_BND		11/16/2022	3RDPARTY		2,057,567	2,140,000	2,062,942	2,138,966		(72,216)		(72,216)		2,066,750		(9,183)	(9,183)	81,998	03/19/2025
134429-BG-3	CAMPBELL SOUP COMPANY SENIOR CORP_BND		07/07/2022	3RDPARTY		14,627,859	15,000,000	14,983,050	14,988,663		806		806		14,989,469		(361,611)	(361,611)	493,028	03/15/2028
14040H-BF-1	CAPITAL ONE FINANCIAL CORPORAT SENIOR CO		06/23/2022	3RDPARTY		4,475,070	4,500,000	4,642,920	4,544,046		(9,669)		(9,669)		4,534,378		(59,308)	(59,308)	113,906	04/24/2024
14040H-BJ-3	CAPITAL ONE FINANCIAL CORPORAT SUB CORP		04/07/2022	3RDPARTY		5,099,000	5,000,000	5,431,300	5,425,804		(29,620)		(29,620)		5,396,184		(297,184)	(297,184)	92,750	10/29/2025
140420-NB-2	CAPITAL ONE BANK USA NA SUB CORP_BND		11/15/2022	3RDPARTY		13,654,927	13,700,000	13,700,000	13,700,000						13,700,000		(45,073)	(45,073)	579,253	02/15/2023

ANNUAL STATEMENT FOR THE YEAR 2022 OF THE AMERICAN EQUITY INVESTMENT LIFE INSURANCE COMPANY

SCHEDULE D - PART 4

Showing All Long-Term Bonds and Stocks SOLD, REDEEMED or Otherwise DISPOSED OF During Current Year

1	2	3	4	5	6	7	8	9	10	Change In Book/Adjusted Carrying Value					16	17	18	19	20	21
										11	12	13	14	15						
CUSIP Identification	Description	Foreign	Disposal Date	Name of Purchaser	Number of Shares of Stock	Consideration	Par Value	Actual Cost	Prior Year Book/ Adjusted Carrying Value	Unrealized Valuation Increase/ Decrease	Current Year's (Amortization)/ Accretion	Current Year's Other-Than-Temporary Impairment Recognized	Total Change in Book/ Adjusted Carrying Value (11+12-13)	Total Foreign Exchange Change in Book/ Adjusted Carrying Value	Book/ Adjusted Carrying Value at Disposal Date	Foreign Exchange Gain (Loss) on Disposal	Realized Gain (Loss) on Disposal	Total Gain (Loss) on Disposal	Bond Interest/ Stock Dividends Received During Year	Stated Contractual Maturity Date
14069B-AA-2	CAPMARK MILITARY HOUSING TRUST SENIOR MU		12/10/2022	VARIOUS		143,683	143,683	130,034	131,944		11,740		11,740		143,683				4,512	02/10/2052
14069E-AA-6	CAPMARK MILITARY HOUSING TRUST MUNITAX_B		12/10/2022	VARIOUS		368,624	368,624	405,314	401,482		(32,858)		(32,858)		368,624				12,286	07/10/2052
14149Y-AY-4	CARDINAL HEALTH INC SENIOR CORP_BND		11/16/2022	3RDPARTY REDEMPTION		6,955,909	7,000,000	6,955,544	6,998,028		(30,014)		(30,014)		6,988,013		(12,104)	(12,104)	262,578	03/15/2023
14173H-AA-6	CARESOURCE DMANAGEMENT GRP CO CORP_BND		12/15/2022	100.0000		187,318	187,318	187,318	187,318						187,318				4,731	03/15/2044
141781-AW-4	CARGILL INC SENIOR CORP_BND 144A		12/09/2022	3RDPARTY		5,613,600	5,000,000	5,916,010	5,679,802		(27,113)		(27,113)		5,652,690		(39,090)	(39,090)	412,222	09/15/2037
142339-AF-7	CARLISLE COMPANIES INCORPORATE SENIOR CO		10/15/2022	CALL 100.0000		19,500,000	19,500,000	19,445,455	19,494,322		5,103		5,103		19,499,425		.575	.575	670,313	11/15/2022
142339-AH-3	CARLISLE COMPANIES INCORPORATE SENIOR CO		11/22/2022	3RDPARTY		9,280,664	10,000,000	9,960,100	9,974,794		3,470		3,470		9,978,264		(697,600)	(697,600)	367,750	12/01/2027
14314F-AJ-7	CARLYLE GLOBAL MARKET STRATEGI ABS_ABS		08/17/2022	3RDPARTY		1,029,050	1,100,000	.961,624	1,100,000			138,376	(138,376)		.961,624		.67,426	.67,426	38,911	07/20/2029
14314X-AG-4	CARMAX AUTO OWNER TRUST SUB ABS_ABS_18		04/28/2022	3RDPARTY		3,502,871	3,500,000	3,499,286	3,499,650		350		350		3,500,000		2,871	2,871	53,145	04/15/2025
14315E-AG-5	CARMAX AUTO OWNER TRUST CARMX SUB_ABS_AB		04/28/2022	3RDPARTY		2,513,184	2,500,000	2,499,917	2,499,951		5		5		2,499,956		13,228	13,228	39,483	04/15/2025
144285-AK-9	CARPENTER TECHNOLOGY CORPORATI SENIOR CO		04/15/2022	CALL 102.0063		10,200,629	10,000,000	9,984,700	.519				.519		9,988,381		1,619	1,619	477,518	03/01/2023
144531-AE-0	CARRINGTON MORTGAGE LOAN TRUST MEZZANIN		12/27/2022	PAYDOWN		129,757	129,757	121,972	124,927		4,830		4,830		129,757				3,912	05/25/2034
14855J-AB-1	CASTLELAKE AIRCRAFT SECURITIZA SENIOR AB		12/15/2022	PAYDOWN		1,169,103	1,169,103	1,168,760	1,180,270		(11,167)		(11,167)		1,169,103				27,739	08/15/2041
14855J-AC-9	CASTLELAKE AIRCRAFT SECURITIZA SUB_ABS_A		12/15/2022	PAYDOWN		718,085	718,085	.717,593	.729,697		(11,612)		(11,612)		718,085				26,667	08/15/2041
14856E-AA-3	CASTLE AIRCRAFT SECURITIZATION ABS_ABS		12/15/2022	PAYDOWN		1,149,740	1,149,740	1,144,593	1,146,747		2,993		2,993		1,149,740				38,604	03/15/2034
14856E-AB-1	CASTLE AIRCRAFT SECURITIZATION ABS_ABS		12/15/2022	PAYDOWN		1,133,700	1,133,700	1,129,255	1,128,384		5,316		5,316		1,133,700				40,525	03/15/2034
149123-BN-0	CATERPILLAR INC SENIOR CORP_BND		12/09/2022	VARIOUS		7,083,591	6,533,000	6,771,452	.7,215,246		(520,061)		(520,061)		6,695,185		388,406	388,406	463,452	08/15/2036
149123-BS-9	CATERPILLAR INC SENIOR CORP_BND		10/01/2022	CFRT - TRADING BLK		20,805,645	21,000,000	18,564,291	20,994,121		(2,429,830)		(2,429,830)		18,564,291		2,241,354	2,241,354	916,066	05/27/2041
14916R-AC-8	COMMONSPIRIT HEALTH SECURED CORP_BND		11/01/2022	VARIOUS		4,888,000	4,888,000	4,744,830	4,871,446		16,554		16,554		4,888,000				144,196	11/01/2022
14987B-AE-3	CC HOLDINGS GS V LLC SECURED CORP_BND		02/03/2022	3RDPARTY		6,163,538	6,000,000	6,439,020	(6,226)				(6,226)		6,085,436		78,102	78,102	69,282	04/15/2023
15189X-AM-0	CENTERPOINT ENERGY HOUSTON ELE SECURED C		12/12/2022	3RDPARTY REDEMPTION		3,353,481	4,050,000	3,491,500	3,587,132		13,526		13,526		3,600,658		(247,177)	(247,177)	196,892	08/01/2042
15502H-AA-5	CENTRAL PORT LLC CORP_BND		12/30/2022	100.0000		450,000	450,000	450,000	451,655		(1,655)		(1,655)		450,000				16,403	11/05/2029
15675*-AA-0	CERBERUS FSBA LEVERED LLC A-T ABS_ABS		08/29/2022	PAYDOWN		1,000,000	1,000,000	997,000	997,477		2,523		2,523		1,000,000				33,537	07/15/2029
161631-AX-4	CHASE MORTGAGE FINANCE CORPORA SUPSEN VIH		11/01/2022	PAYDOWN		597,624	522,229	308,775	296,432		301,700	509	301,191		597,624				16,552	07/25/2037
16163B-AW-4	CHASE MORTGAGE FINANCE CORP CH SENIOR VIH		12/01/2022	PAYDOWN		573,064	483,497	394,514	268,208		304,857		304,857		573,064				14,225	10/25/2036
16165L-AF-7	CHASEFLEX TRUST CFLX_06-1 WHOLE_CMO_06		12/01/2022	PAYDOWN		723,031	718,200	606,284	634,004		101,996	12,969	89,027		723,031				13,857	06/25/2036
16165Y-AC-6	CHASEFLEX TRUST CFLX_07-M1 SUPSEN WHOLE		12/25/2022	PAYDOWN		225,410	212,398	160,095	89,705		135,705		135,705		225,410				2,078	08/25/2037
162665-AN-3	CHC COMMERCIAL MORTGAGE TRUST SUB SUB_CM		11/04/2022	3RDPARTY		947,207	992,505	822,152	837,378		8,909		8,909		846,287		100,920	100,920	31,921	06/15/2034
162665-AN-3	CHC COMMERCIAL MORTGAGE TRUST SUB SUB_CM		06/15/2022	PAYDOWN		869	869	826	830		39		39		869				12	06/15/2034
162665-AQ-6	CHC COMMERCIAL MORTGAGE TRUST SUB SUB_CM		06/15/2022	PAYDOWN		497	497	394	402		94		94		497				7	06/15/2034
16412X-AC-9	CHENIERE CORPUS CHRISTI HOLDIN SECURED C		04/07/2022	3RDPARTY		3,169,200	3,000,000	3,335,540	3,328,788		(31,535)		(31,535)		3,297,252		(128,052)	(128,052)	47,979	03/31/2025
166754-AP-6	CHEVRON PHILLIPS CHEMICAL COMP SENIOR CO		11/28/2022	3RDPARTY		28,155,300	30,000,000	29,958,900	29,978,200		3,796		3,796		29,981,996		(1,826,696)	(1,826,696)	1,017,167	12/01/2026
166756-AT-3	CHEVRON USA INC SENIOR CORP_BND		10/01/2022	CFRT - TRADING BLK		14,415,197	13,559,000	12,513,460	14,164,562		(1,651,102)		(1,651,102)		12,513,460		1,901,737	1,901,737	876,816	03/01/2041
166756-AU-0	CHEVRON USA INC SENIOR CORP_BND		09/27/2022	3RDPARTY		1,970,100	2,000,000	1,989,987	1,990,084		449		449		1,990,532		(20,432)	(20,432)	91,583	11/15/2043
166764-AH-3	CHEVRON CORP SENIOR CORP_BND		05/11/2022	VARIOUS		48,508,499	48,000,000	47,665,220	47,936,336		20,553		20,553		47,956,889		43,111	43,111	1,091,388	06/24/2023
166764-BD-1	CHEVRON CORP SENIOR CORP_BND		11/09/2022	3RDPARTY		11,094,820	11,600,000	11,666,244	11,627,227		(6,657)		(6,657)		11,620,570		(525,750)	(525,750)	382,601	11/17/2025
16678W-AA-4	CHEYV CHASE MORTGAGE FUNDING C SENIOR VIH		12/27/2022	PAYDOWN		355,293	354,048	305,809	323,143		32		32		355,293				1,325	04/25/2047
17025T-AV-3	COUNTRYWIDE HOME LOANS CWHL_07 SUPSEN VIH		12/01/2022	PAYDOWN		397,627	398,381	306,249	293,793		104,066	232	103,834		397,627				11,996	09/25/2037
171340-AH-5	CHURCH & DWIGHT CO INC SENIOR CORP_BND		06/28/2022	3RDPARTY		21,102,667	21,109,000	20,359,586	21,039,060		46,233		46,233		21,085,293		17,374	17,374	453,477	10/01/2022
171340-AH-5	CHURCH & DWIGHT CO INC SENIOR CORP_BND		10/01/2022	MATURITY		4,500,000	4,500,000	4,179,997	4,469,321		30,679		30,679		4,500,000				129,375	10/01/2022
17180W-AG-0	COMMERCIAL INDUSTRIAL FINANCE MEZZANIN A		08/10/2022	3RDPARTY		10,683,945	11,000,000	11,000,000	11,000,000						11,000,000		(316,055)	(316,055)	241,971	04/20/2031
17252M-AG-5	CINTAS NO 2 CORP SENIOR CORP_BND		12/09/2022	VARIOUS		7,006,615	6,435,000	6,535,031	6,668,977		(188,622)		(188,622)		6,480,356		526,260	526,260	492,161	08/15/2036
17275R-AD-4	CISCO SYSTEMS INC SENIOR CORP_BND		10/01/2022	VARIOUS		15,898,895	15,175,000	13,971,348	15,274,909		(1,279,817)		(1,279,817)		13,995,092		1,903,803	1,903,803	1,004,000	02/15/2039
17275R-AF-9	CISCO SYSTEMS INC SENIOR CORP_BND		10/01/2022	CFRT - TRADING BLK		9,972,900	10,000,000	9,247,043	10,283,299		(1,036,255)		(1,036,255)		9,247,043		725,857	725,857	663,056	01/15/2040
17275R-AW-2	CISCO SYSTEMS INC SENIOR CORP_BND		11/16/2022	VARIOUS		9,899,307	10,000,000	9,748,765	10,012,807		(271,627)		(271,627)		9,741,179		158,128	158,128	288,867	06/15/2025
172967-HV-6	CITIGROUP INC SUB CORP_BND		02/24/2022	3RDPARTY		8,254,006	8,000,000	7,983,040	.7,994,933		273		273		7,985,206				176,889	08/05/2024
172967-KG-5	CITIGROUP INC SENIOR CORP_BND		12/21/2022	3RDPARTY		3,838,571	4,000,000	3,994,680	3,997,618		543		543		3,998,161		(159,590)	(159,590)	213,367	01/12/2026

ANNUAL STATEMENT FOR THE YEAR 2022 OF THE AMERICAN EQUITY INVESTMENT LIFE INSURANCE COMPANY

SCHEDULE D - PART 4

Showing All Long-Term Bonds and Stocks SOLD, REDEEMED or Otherwise DISPOSED OF During Current Year

1	2	3	4	5	6	7	8	9	10	Change In Book/Adjusted Carrying Value					16	17	18	19	20	21
										11	12	13	14	15						
CUSIP Identi- fication	Description	For- eign	Disposal Date	Name of Purchaser	Number of Shares of Stock	Con- sideration	Par Value	Actual Cost	Prior Year Book/ Adjusted Carrying Value	Unrealized Valuation Increase/ Decrease	Current Year's (Amor- tization)/ Accretion	Current Year's Other- Than- Temporary Impairment Recognized	Total Change in Book/ Adjusted Carrying Value (11+12-13)	Total Foreign Exchange Change in Book/ Adjusted Carrying Value	Book/ Adjusted Carrying Value at Disposal Date	Foreign Exchange Gain (Loss) on Disposal	Realized Gain (Loss) on Disposal	Total Gain (Loss) on Disposal	Bond Interest/ Stock Dividends Received During Year	Stated Con- tractual Maturity Date
172967-KJ-9	CITIGROUP INC SUB CORP_BND		.01/26/2022	3RDPARTY		1,087,024	1,000,000	1,067,620	1,033,245		(542)		(542)		1,032,704		54,320	54,320	17,713	.03/09/2026
172967-KU-4	CITIGROUP INC SUB CORP_BND		.01/21/2022	3RDPARTY		5,380,450	5,000,000	4,984,550	4,990,613		82		82		4,990,695		389,755	389,755	103,125	.07/25/2028
172973-W8-8	CITICORP MORTGAGE SECURITIES C SENIOR WH		.08/01/2022	PAYDOWN		51,031	51,032	48,735	51,032		(1)		(1)		51,031				1,420	.01/25/2027
173076-FQ-6	CITIGROUP MORTGAGE LOAN TRUST SENIOR WHO		.12/01/2022	PAYDOWN		243,439	243,439	237,657	239,208		4,231		4,231		243,439				7,034	.07/25/2034
173076-T4-0	CITIGROUP MORTGAGE LOAN TRUST SUPSEN WHO		.12/01/2022	PAYDOWN		277,361	264,463	140,737	134,490		142,871		142,871		277,361				5,478	.12/25/2035
173076-VM-7	CITIGROUP MORTGAGE LOAN TRUST ABS_ABS_0		.12/01/2022	PAYDOWN		696,510	696,510	677,399	653,705		42,805		42,805		696,510				18,815	.08/25/2035
17309Y-AE-7	CITIGROUP MORTGAGE LOAN TRUST WHOLE_CMO		.12/01/2022	PAYDOWN		154,214	154,214	119,323	97,133		57,082		57,082		154,214				2,854	.10/25/2036
17311L-AA-9	CITIGROUP MORTGAGE LOAN TRUST SUPSEN WHO		.12/01/2022	PAYDOWN		562,692	569,840	474,337	467,137		95,555		95,555		562,692				7,281	.04/25/2037
17312F-AL-7	CITIGROUP MORTGAGE SECURITIES SUPSEN WHO		.12/01/2022	PAYDOWN		113,625	125,077	114,008	114,145		(520)		(520)		113,625				3,175	.04/25/2037
17315A-AB-7	CITIGROUP MORTGAGE LOAN TRUST MEZZANIN W		.12/01/2022	PAYDOWN		231,591	218,008	187,949	180,525		51,065		51,065		231,591				3,151	.04/27/2037
17316Y-AH-1	CITIGROUP MORTGAGE LOAN TRUST MEZZANIN W		.12/01/2022	PAYDOWN		180,092	182,539	140,897	161,441		18,650		18,650		180,092				3,420	.12/25/2036
17318U-AG-9	COMMERCIAL MORTGAGE PASS-THROU SUB SUB_C		.12/01/2022	PAYDOWN		5,000,000	5,000,000	5,151,016	5,003,742		(3,742)		(3,742)		5,000,000				189,813	.09/10/2045
17318V-AB-8	CITIGROUP MORTGAGE LOAN TRUST MEZZANIN W		.12/01/2022	PAYDOWN		160,024	175,519	131,036	149,745		10,279		10,279		160,024				2,447	.04/27/2037
17319G-AJ-3	CITIGROUP MORTGAGE LOAN TRUST WHOLE_CMO		.12/01/2022	PAYDOWN		578,740	576,836	493,423	515,470		63,270		63,270		578,740				10,512	.03/25/2036
17320D-AN-8	CITIGROUP COMMERCIAL MORTGAGE AM SUB_CMB		.07/26/2022	3RDPARTY		1,884,117	1,900,000	1,885,750	1,896,558		848		848		1,897,406		(13,289)	(13,289)	42,804	.04/10/2046
17320D-AQ-1	CITIGROUP COMMERCIAL MORTGAGE SUB SUB_CM		.08/16/2022	3RDPARTY		5,893,289	5,950,000	5,838,438	5,926,974		8,527		8,527		5,935,501		(42,212)	(42,212)	158,522	.04/12/2046
17320D-AS-7	CITIGROUP COMMERCIAL MORTGAGE SUB SUB_CM		.09/29/2022	3RDPARTY		17,670,938	18,000,000	18,042,364	17,987,236		(3,484)		(3,484)		17,983,752		(312,814)	(312,814)	624,234	.04/10/2046
17320D-AU-2	CITIGROUP COMMERCIAL MORTGAGE SUB SUB_CM		.09/29/2022	3RDPARTY		12,991,578	13,491,000	13,110,349	13,372,511		47,101		47,101		13,419,612		(428,034)	(428,034)	412,378	.04/10/2046
17321J-AH-7	CITIGROUP COMMERCIAL MORTGAGE SUB SUB_CM		.08/11/2022	3RDPARTY		8,853,398	9,000,000	9,702,523	9,156,829		(60,686)		(60,686)		9,096,143		(242,744)	(242,744)	332,978	.09/10/2046
17322J-AB-9	CITIGROUP MORTGAGE LOAN TRUST WHOLE_CMO		.12/01/2022	PAYDOWN		1,025,001	1,033,563	797,428	904,524		129,977	9,501	120,476		1,025,001				9,092	.02/20/2036
17323X-AP-6	CITIGROUP MORTGAGE LOAN TRUST MEZZANIN A		.12/27/2022	PAYDOWN		682,205	653,892	440,559	524,773		157,432		157,432		682,205				3,605	.01/25/2036
17323Y-AG-4	CITIGROUP COMMERCIAL MORTGAGE SUB_CMS		.08/16/2022	3RDPARTY		2,581,133	2,750,000	2,754,082	2,745,357		(888)		(888)		2,744,468		(163,336)	(163,336)	80,403	.06/12/2048
185508-AE-8	CLECO POWER LLC SENIOR CORP_BND		.10/14/2022	VARIOUS		12,069,662	11,500,000	10,353,329	11,231,053		(856,596)		(856,596)		10,374,456		1,695,206	1,695,206	626,483	.12/01/2035
18551P-AC-3	CLECO CORPORATE HOLDINGS LLC SECURED COR		.11/17/2022	VARIOUS		3,628,822	3,800,000	3,800,000	3,800,000						3,800,000		(171,178)	(171,178)	128,988	.05/01/2026
18683K-AC-5	CLEVELAND-CLIFFS INC SENIOR CORP_BND		.08/17/2022	3RDPARTY		10,843,750	12,500,000	2,250,000	2,279,694		5,725		5,725		2,285,419		8,558,331	8,558,331	690,104	.10/01/2040
189054-AU-3	CLOROX COMPANY SENIOR CORP_BND		.06/12/2022	CALL 100.9917		9,089,250	9,000,000	9,026,725	9,009,482		(2,070)		(2,070)		9,007,412		(7,412)	(7,412)	244,125	.12/15/2024
18976G-AN-6	CITIMORTGAGE ALTERNATIVE LOAN WHOLE_CMO		.12/01/2022	PAYDOWN		301,539	345,557	270,312	274,408		27,131		27,131		301,539				8,488	.06/25/2037
191098-AK-8	COCA-COLA CONSOLIDATED INC SENIOR CORP_B		.11/16/2022	3RDPARTY		7,843,555	8,100,000	7,742,282	8,099,119		(343,097)		(343,097)		7,756,022		87,533	87,533	300,960	.11/25/2025
19416Q-EJ-5	COLGATE-PALMOLIVE CO SENIOR CORP_BND		.12/05/2022	3RDPARTY		6,511,820	7,000,000	6,911,445	6,922,584		1,865		1,865		6,924,449		(412,629)	(412,629)	367,111	.08/15/2045
19424W-AB-3	COLLEGE AVE STUDENT LOANS LLC ABS_ABS_2		.12/25/2022	PAYDOWN		654,976	654,976	654,594	654,596		380		380		654,976				9,196	.07/26/2055
195869-AP-7	COLONIAL PIPELINE CO SENIOR CORP_BND 144		.11/14/2022	3RDPARTY		25,438,436	26,600,000	26,554,308	26,580,958		4,219		4,219		26,585,177		(1,146,741)	(1,146,741)	1,120,104	.10/01/2025
19828J-AB-4	COLUMBIA PROPERTY TRUST OPERAT SENIOR CO		.01/07/2022	CALL 108.7150		16,307,250	15,000,000	15,015,120	15,006,996		(18)		(18)		15,006,977		(6,977)	(6,977)	1,523,208	.08/15/2026
20030N-AF-8	COMCAST CORPORATION SENIOR CORP_BND		.10/01/2022	CFRT - TRADING BLK		6,481,696	6,500,000	5,827,624	6,399,472		(571,848)		(571,848)		5,827,624		654,072	654,072	289,719	.06/15/2035
20030N-AK-7	COMCAST CORPORATION SENIOR CORP_BND		.10/01/2022	CFRT - TRADING BLK		6,405,006	6,000,000	5,504,815	6,080,720		(575,904)		(575,904)		5,504,815		900,191	900,191	340,166	.01/15/2035
20030N-BS-9	COMCAST CORPORATION SENIOR CORP_BND		.11/14/2022	VARIOUS		4,774,410	5,000,000	4,990,600	4,995,718		844		844		4,996,562		(222,152)	(222,152)	185,588	.03/01/2026
20030N-DR-9	COMCAST CORPORATION SENIOR CORP_BND 144A		.06/06/2022	TAX FREE EXCHANGE		263,000	263,000	263,000	263,000						263,000				4,556	.11/01/2051
200340-AQ-0	COMERICA INCORPORATED SUB CORP_BND		.12/07/2022	3RDPARTY		1,916,260	2,000,000	2,018,640	2,008,318		(1,602)		(1,602)		2,006,716		(90,456)	(90,456)	104,922	.07/22/2026
20048E-BB-6	COMM MORTGAGE TRUST COMM_13-LC SUB SUB_C		.12/01/2022	PAYDOWN		668,341	668,341	645,222	664,662		3,679		3,679		668,341				24,989	.01/10/2046
20454P-AC-7	COMPEERFINANCIALFCA SUB CORP_BND 144A		.02/02/2022	3RDPARTY		9,914,148	10,000,000	10,171,374	10,170,989		(1,314)		(1,314)		10,169,675		(255,527)	(255,527)	56,991	.06/01/2036
20557F-AG-6	COMPUTERSHARE US CORP_BND		.12/09/2022	3RDPARTY		23,377,500	25,000,000	25,000,000	25,000,000						25,000,000		(1,622,500)	(1,622,500)	1,247,444	.11/20/2025
205887-CD-2	CONAGRA BRANDS INC SENIOR CORP_BND		.12/09/2022	3RDPARTY		4,477,382	4,550,000	4,531,027	4,532,958		613		613		4,533,571		(56,189)	(56,189)	269,284	.11/01/2038
207597-EF-8	CONNECTICUT LIGHT AND POWER CO SECURED C		.06/23/2022	VARIOUS		7,282,843	7,305,000	6,857,934	7,249,483		25,638		25,638		7,275,122		7,721	7,721	172,576	.01/15/2023
20825C-BB-9	CONOCOPHILLIPS SENIOR CORP_BND 144A		.05/06/2022	VARIOUS		25,262,870	25,000,000	25,268,244	25,262,159		711		711		25,262,870				751,563	.10/01/2047
21036P-AP-3	CONSTELLATION BRANDS INC SENIOR CORP_BND		.04/04/2022	3RDPARTY		4,187,240	4,000,000	4,473,240	4,467,448		(30,570)		(30,570)		4,436,878		(249,638)	(249,638)	65,972	.12/01/2025
21036P-AS-7	CONSTELLATION BRANDS INC SENIOR CORP_BND		.06/24/2022	3RDPARTY		13,365,466	14,000,000	13,988,540	13,993,322		541		541		13,993,862		(628,396)	(628,396)	310,097	.05/09/2027
210795-OB-9	UNITED AIRLINES 2012-2 PASS TH SECURED C		.10/29/2022	100.0000 REDEMPTION		590,117	590,117	594,420	591,467		(1,350)		(1,350)		590,117				17,624	.10/29/2024
21079N-AA-9	CONTINENTAL AIRLINES 2007-1 PA SECURED C		.04/19/2022	100.0000		1,877,570	1,877,570	1,860,672	1,876,414		1,156		1,156		1,877,570				56,168	.04/19/2022

ANNUAL STATEMENT FOR THE YEAR 2022 OF THE AMERICAN EQUITY INVESTMENT LIFE INSURANCE COMPANY

SCHEDULE D - PART 4

Showing All Long-Term Bonds and Stocks SOLD, REDEEMED or Otherwise DISPOSED OF During Current Year

1	2	3	4	5	6	7	8	9	10	Change In Book/Adjusted Carrying Value					16	17	18	19	20	21
										11	12	13	14	15						
CUSIP Identi- fication	Description	For- eign	Disposal Date	Name of Purchaser	Number of Shares of Stock	Con- sideration	Par Value	Actual Cost	Prior Year Book/ Adjusted Carrying Value	Unrealized Valuation Increase/ Decrease	Current Year's (Amor- tization)/ Accretion	Current Year's Other- Than- Temporary Impairment Recognized	Total Change in Book/ Adjusted Carrying Value (11+12-13)	Total Foreign Exchange Change in Book/ Adjusted Carrying Value	Book/ Adjusted Carrying Value at Disposal Date	Foreign Exchange Gain (Loss) on Disposal	Realized Gain (Loss) on Disposal	Total Gain (Loss) on Disposal	Bond Interest/ Stock Dividends Received During Year	Stated Con- tractual Maturity Date
212015-AL-5	CONTINENTAL RESOURCES INC SENIOR CORP_BN		10/07/2022	3RDPARTY		3,387,959	3,403,000	3,452,058	3,409,857		(5,754)		(5,754)		3,404,103		(16,144)	(16,144)	151,859	04/15/2037
212168-AA-6	CONTINENTAL WIND LLC SECURED CORP_BND 14		08/31/2022	VARIOUS		1,348,138	1,348,138	1,348,138	1,348,138						1,348,138				60,246	02/28/2033
21623P-AG-2	COOK PARK CLO COOK_18-1A MEZZANIN ABS_AB		04/11/2022	3RDPARTY		9,865,000	10,000,000	10,000,000	10,000,000						10,000,000		(135,000)	(135,000)	94,863	04/17/2030
21623P-AJ-6	COOK PARK CLO COOK_18-1A MEZZANIN ABS_AB		04/11/2022	3RDPARTY		4,902,800	5,000,000	5,000,000	5,000,000						5,000,000		(97,200)	(97,200)	68,327	04/17/2030
21623R-AA-1	COOK PARK CLO COOK_18-1A SUB ABS_ABS_18		10/26/2022	3RDPARTY		3,156,000	4,000,000	4,000,000	4,000,000						4,000,000		(844,000)	(844,000)	271,915	04/17/2030
21685W-CJ-4	COOPERATIEVERABOBANKUA(NEW SRP CORP_BND		10/01/2022	CFRT - TRADING BLK REDEMPTION		11,678,927	11,765,000	10,945,608	12,325,047		(1,379,438)		(1,379,438)		10,945,608		733,319	733,319	523,298	05/24/2041
21688*-AA-3	COOPERATIVE ENERGY A MISSISSIP CORP_BND		11/06/2022	100.0000 REDEMPTION		333,333	333,333	333,333	333,333						333,333				7,875	11/06/2049
21871@-AD-2	CORESITE LP SENIOR CORP_BND 144A		01/07/2022	100.0000		5,000,000	5,000,000	5,000,000	5,000,000						5,000,000				834,638	04/17/2029
219023-AC-2	INGREDION INC SENIOR CORP_BND		10/01/2022	CFRT - TRADING BLK		1,059,783	1,050,000	960,742	1,058,339		(97,597)		(97,597)		960,742		99,040	99,040	66,471	04/15/2037
219350-AX-3	CORNING INC SENIOR CORP_BND		12/09/2022	3RDPARTY		4,702,200	5,000,000	4,775,500	4,801,229		8,482		8,482		4,809,711		(107,511)	(107,511)	292,444	03/15/2037
22160K-AM-7	COSTCO WHOLESALE CORPORATION SENIOR CORP		11/14/2022	3RDPARTY		47,058,500	50,000,000	49,568,500	49,751,454		37,647		37,647		49,789,100		(2,730,600)	(2,730,600)	1,491,667	05/18/2027
224044-CF-2	COX COMMUNICATIONS INC SENIOR CORP_BND 1		06/14/2022	3RDPARTY		1,857,572	2,000,000	1,823,940	1,846,192		3,669		3,669		1,849,861		7,711	7,711	83,467	02/01/2035
224044-CG-0	COX COMMUNICATIONS INC SENIOR CORP_BND 1		11/17/2022	3RDPARTY		2,790,030	3,000,000	2,994,930	2,997,407		459		459		2,997,866		(207,836)	(207,836)	118,925	09/15/2026
224399-AR-6	REDCO CORP SENIOR CORP_BND		11/16/2022	3RDPARTY		1,737,472	1,750,000	1,830,308	1,768,811		(9,487)		(9,487)		1,759,324		(21,852)	(21,852)	71,818	12/15/2023
22541Q-7L-0	CS FIRST BOSTON MORTGAGE SECUR SUB WHOLE		12/01/2022	PAYDOWN		237,834	237,834	195,024	221,341		16,493		16,493		237,834				3,394	03/25/2034
22541S-G3-6	CS FIRST BOSTON MORTGAGE SECUR ABS_ABS		07/14/2022	3RDPARTY		203,798	202,640	164,487	201,534		635		635		202,170		1,628	1,628	1,891	02/25/2035
22541S-G3-6	CS FIRST BOSTON MORTGAGE SECUR ABS_ABS		06/27/2022	PAYDOWN		20,029	20,029	16,258	19,920		109		109		20,029				75	02/25/2035
225458-2N-7	CS FIRST BOSTON MORTGAGE SECUR WHOLE_CMO		12/01/2022	PAYDOWN		110,123	128,092	112,401	109,605		518		518		110,123				3,621	09/25/2035
225458-XX-1	CS FIRST BOSTON MORTGAGE SECUR SUPSEN WH		12/01/2022	PAYDOWN		510,425	543,103	349,650	326,199		184,226		184,226		510,425				15,556	07/25/2035
225458-YA-0	CS FIRST BOSTON MORTGAGE SECUR WHOLE_CMO		12/01/2022	PAYDOWN		4,204	4,204	4,031	3,985		219		219		4,204				160	12/25/2038
22615M-AS-1	CRESTLINE DENALI CLO XIV LTD D SENIOR AB		08/23/2022	3RDPARTY		1,203,200	1,280,000	1,215,834	1,280,000			64,166	(64,166)		1,215,834		(12,634)	(12,634)	33,538	10/23/2031
228027-AB-4	CROWLEY BLUE WATER PARTNERS LL SENIOR CO		07/16/2022	CALL 100.0000 REDEMPTION		317,000	317,000	326,668	324,452		33		33		324,485		(7,485)	(7,485)	8,275	01/16/2037
228027-AB-4	CROWLEY BLUE WATER PARTNERS LL SENIOR CO		07/16/2022	100.0000																01/16/2037
22822V-AB-7	CROWN CASTLE INC SENIOR CORP_BND		11/23/2022	3RDPARTY		1,949,959	2,000,000	1,993,420	1,996,945		617		617		1,997,562		(47,603)	(47,603)	113,228	02/15/2026
22968R-AC-0	CUBESMART LP SENIOR CORP_BND		11/16/2022	3RDPARTY REDEMPTION		4,815,193	5,000,000	4,782,812	4,994,310		(203,068)		(203,068)		4,791,242		23,951	23,951	201,111	11/15/2025
22976#-AA-8	CTL 2016 - 05 TR DOW CHEMICAL SECURED C		12/15/2022	100.0000 REDEMPTION		160,779	160,779	160,779	160,779						160,779				3,527	10/15/2036
22977@-AA-9	PENNSYLVANIA MANUFACTURERS ASS CORP_BND		12/15/2022	100.0000		631,760	631,760	631,760	631,760						631,760				13,132	12/15/2038
23157#-AE-9	CURTISS-WRIGHT CORPORATION CORP_BND		11/21/2022	3RDPARTY		14,102,400	15,000,000	15,000,000	15,000,000						15,000,000		(897,600)	(897,600)	646,600	12/01/2026
232820-AJ-9	CYTEC INDUSTRIES INC SENIOR CORP_BND		11/16/2022	3RDPARTY		4,873,373	4,900,000	4,853,575	4,895,078		(29,639)		(29,639)		4,865,439		7,934	7,934	230,164	04/01/2023
232820-AK-6	CYTEC INDUSTRIES INC SENIOR CORP_BND		11/16/2022	3RDPARTY		4,806,412	5,000,000	4,815,021	4,999,234		(175,446)		(175,446)		4,823,789		(17,377)	(17,377)	206,278	05/01/2025
233046-AS-0	DB MASTER FINANCE LLC ABS_ABS 144A		11/20/2022	PAYDOWN		40,000	40,000	40,000	40,000						40,000				788	11/20/2051
23306G-AA-5	DBGS MORTGAGE TRUST DBGS_18-B1 SENIOR SE		01/15/2022	PAYDOWN		115,729	115,729	115,693	115,693		36		36		115,729				91	05/15/2035
23332U-CM-4	DSL A MORTGAGE LOAN TRUST DSL A SUPSEN WHO		12/19/2022	PAYDOWN		164,764	164,764	159,271	159,748		5,016		5,016		164,764				2,112	03/19/2045
23338V-AB-2	DTE ELECTRIC COMPANY SECURED CORP_BND		11/18/2022	3RDPARTY		26,503,200	27,000,000	26,229,144	26,973,392		(671,205)		(671,205)		26,302,187		201,013	201,013	1,168,913	03/15/2024
233851-BW-3	MERCEDES-BENZ FINANCE NORTH AM SENIOR CO		11/14/2022	VARIOUS		14,325,244	15,000,000	14,942,650	14,976,205		7,500		7,500		14,983,705		(658,461)	(658,461)	479,985	05/19/2025
233851-CB-8	MERCEDES-BENZ FINANCE NORTH AM SENIOR CO		11/17/2022	VARIOUS		9,574,580	10,000,000	9,954,100	9,981,643		4,219		4,219		9,985,862		(411,282)	(411,282)	446,760	08/03/2025
244199-BD-6	DEERE & CO SENIOR CORP_BND		10/01/2022	CFRT - TRADING BLK		14,919,033	14,650,000	14,300,904	14,978,550		(723,630)		(723,630)		14,254,920		664,113	664,113	750,253	10/16/2029
244199-BF-1	DEERE & CO SENIOR CORP_BND		10/13/2022	3RDPARTY		1,392,287	1,650,000	1,605,054	1,603,960		9,661		9,661		1,613,621		(221,335)	(221,335)	55,055	06/09/2042
24422E-TC-3	JOHN DEERE CAPITAL CORP SENIOR CORP_BND		11/09/2022	3RDPARTY		6,701,870	7,000,000	6,980,610	6,992,060		1,780		1,780		6,993,840		(291,970)	(291,970)	279,650	09/11/2025
24703T-AE-6	DELL INTERNATIONAL LLC SECURED CORP_BND		06/17/2022	3RDPARTY REDEMPTION		2,975,490	3,000,000	3,381,180	3,376,807		(37,221)		(37,221)		3,339,387		(363,897)	(363,897)	106,167	10/01/2026
24736X-AA-6	DELTA AIR LINES 2015-1 PASS TH SECURED C		07/30/2022	100.0000 REDEMPTION		219,156	219,156	219,156	219,156						219,156				5,958	01/30/2029
24736Y-AA-4	DELTA AIR LINES 2015-1 PASS TH SENIOR CO		07/30/2022	100.0000		219,158	219,158	219,158	219,158						219,158				6,369	01/30/2029
254010-AA-9	DIGNITY HEALTH SENIOR CORP_BND		11/01/2022	VARIOUS		27,425,000	27,425,000	27,560,245	27,437,906		(12,906)		(12,906)		27,425,000				857,031	11/01/2022
254687-DD-5	WALT DISNEY CO SENIOR CORP_BND		12/09/2022	3RDPARTY		3,898,480	4,000,000	3,822,232	3,996,046		(162,820)		(162,820)		3,833,226		65,254	65,254	171,844	10/15/2025

ANNUAL STATEMENT FOR THE YEAR 2022 OF THE AMERICAN EQUITY INVESTMENT LIFE INSURANCE COMPANY

SCHEDULE D - PART 4

Showing All Long-Term Bonds and Stocks SOLD, REDEEMED or Otherwise DISPOSED OF During Current Year

1	2	3	4	5	6	7	8	9	10	Change In Book/Adjusted Carrying Value					16	17	18	19	20	21
										11	12	13	14	15						
CUSIP Iden-tification	Description	For-eign	Disposal Date	Name of Purchaser	Number of Shares of Stock	Con-sideration	Par Value	Actual Cost	Prior Year Book/ Adjusted Carrying Value	Unrealized Valuation Increase/ Decrease	Current Year's (Amor-tization)/ Accretion	Current Year's Other- Than- Temporary Impairment Recognized	Total Change in Book/ Adjusted Carrying Value (11+12-13)	Total Foreign Exchange Change in Book/ Adjusted Carrying Value	Book/ Adjusted Carrying Value at Disposal Date	Foreign Exchange Gain (Loss) on Disposal	Realized Gain (Loss) on Disposal	Total Gain (Loss) on Disposal	Bond Interest/ Stock Dividends Received During Year	Stated Con-tractual Maturity Date
254687-DP-8	WALT DISNEY CO SENIOR CORP_BND		.09/13/2022	3RDPARTY		11,173,500	10,000,000	10,767,760	10,670,003		(116,054)		(116,054)		10,553,949		619,551	619,551	638,750	.04/30/2028
254687-DV-5	WALT DISNEY CO SENIOR CORP_BND		.10/01/2022	CFRT - TRADING BLK		5,576,064	5,200,000	5,304,330	5,293,611		(5,423)		(5,423)		5,288,188		287,876	287,876	353,845	.03/15/2033
254687-EK-8	WALT DISNEY CO SENIOR CORP_BND		.09/16/2022	3RDPARTY		7,100,189	6,350,000	6,883,421	6,847,234		(14,712)		(14,712)		6,832,522		267,667	267,667	513,159	.01/09/2038
25468P-DF-0	TWDC ENTERPRISES 18 CORP SENIOR CORP_BND		.11/14/2022	3RDPARTY		4,797,150	5,000,000	4,988,100	4,995,142		1,095		1,095		4,996,237		(199,087)	(199,087)	183,313	.09/17/2025
254709-AG-3	DISCOVER FINANCIAL SERVICES SENIOR CORP		.04/27/2022	VARIOUS		10,000,000	10,000,000	10,740,954	10,030,332		(30,332)		(30,332)		10,000,000				208,000	.04/27/2022
254709-AJ-7	DISCOVER FINANCIAL SERVICES SENIOR CORP		.11/16/2022	3RDPARTY		2,500,000	2,500,000	2,573,438	2,507,829		(7,730)		(7,730)		2,500,099		(99)	(99)	95,181	.11/21/2022
254709-AJ-7	DISCOVER FINANCIAL SERVICES SENIOR CORP		.11/21/2022	MATURITY		2,500,000	2,500,000	2,573,438	2,507,829		(7,829)		(7,829)		2,500,000				96,250	.11/21/2022
254709-AP-3	DISCOVER FINANCIAL SERVICES SENIOR CORP		.04/08/2022	3RDPARTY		4,082,320	4,000,000	4,391,600	4,386,872		(26,784)		(26,784)		4,380,088		(277,768)	(277,768)	126,000	.01/30/2026
25470D-AL-3	DISCOVERY COMMUNICATIONS LLC SENIOR CORP		.04/07/2022	3RDPARTY		4,127,800	4,000,000	4,475,840	4,469,162		(30,937)		(30,937)		4,438,225		(310,425)	(310,425)	112,700	.03/11/2026
25470D-AM-1	DISCOVERY COMMUNICATIONS LLC SENIOR CORP		.06/23/2022	3RDPARTY		2,969,274	3,000,000	2,973,870	2,990,857		1,921		1,921		2,992,778		(23,504)	(23,504)	88,667	.03/13/2024
256746-AH-1	DOLLAR TREE INC SENIOR CORP_BND		.11/17/2022	3RDPARTY		11,403,600	12,000,000	11,968,320	11,978,733		2,635		2,635		11,981,368		(577,768)	(577,768)	512,400	.05/15/2028
25755T-AH-3	DOMINOS PIZZA MASTER ISSUER LL SENIOR AB		.10/25/2022	PAYDOWN		30,000	30,000	30,000	30,000						30,000				772	.07/25/2047
26078J-AE-0	DUPONT DE NEMOURS INC SENIOR CORP_BND		.12/09/2022	3RDPARTY		4,919,208	4,900,000	4,900,000	4,900,000						4,900,000		19,208	19,208	280,902	.11/15/2038
26208J-AG-8	DRIVE AUTO RECEIVABLES TRUST D SUB ABS_A		.04/26/2022	3RDPARTY		2,964,104	2,952,341	2,951,989	2,952,184		(27)		(27)		2,952,158		11,946	11,946	45,156	.08/15/2024
26208J-AG-8	DRIVE AUTO RECEIVABLES TRUST D SUB ABS_A		.04/15/2022	PAYDOWN		2,973,682	2,973,682	2,973,328	2,973,524		157		157		2,973,682				25,586	.08/15/2024
26208K-AJ-5	DRIVE AUTO RECEIVABLES TRUST D SUB ABS_A		.04/26/2022	3RDPARTY		2,874,408	2,859,219	2,859,113	2,859,155		3		3		2,859,158		15,250	15,250	45,561	.09/16/2024
26208K-AG-5	DRIVE AUTO RECEIVABLES TRUST D SUB ABS_A		.04/15/2022	PAYDOWN		2,232,123	2,232,123	2,232,040	2,232,073		50		50		2,232,123				19,525	.09/16/2024
26208L-AE-8	DRIVEN BRANDS FUNDING LLC HONK SENIOR AB		.10/20/2022	PAYDOWN		10,000	10,000	10,068	10,055		(55)		(55)		10,000				249	.10/20/2049
26208M-AJ-1	DRIVE AUTO RECEIVABLES TRUST D SUB ABS_A		.04/26/2022	3RDPARTY		8,223,997	8,160,878	8,160,539	8,160,658		(28)		(28)		8,160,630		63,367	63,367	129,645	.04/15/2026
26208M-AG-1	DRIVE AUTO RECEIVABLES TRUST D SUB ABS_A		.04/15/2022	PAYDOWN		339,122	339,122	339,108	339,113		9		9		339,122				4,861	.04/15/2026
26209W-AG-8	DRIVE AUTO RECEIVABLES TRUST D SUB ABS_A		.05/17/2022	3RDPARTY		18,458,809	18,500,000	18,497,610	18,498,400		551		551		18,498,951		(40,142)	(40,142)	251,662	.10/15/2026
26209X-AC-5	DRIVEN BRANDS FUNDING LLC HONK ABS_ABS		.01/11/2022	3RDPARTY		1,983,642	1,985,000	1,985,000	1,985,000						1,985,000		(1,358)	(1,358)	14,457	.01/20/2051
26252E-AG-4	DRYDEN SENIOR LOAN FUND DRSLF MEZZANIN A		.04/07/2022	3RDPARTY		6,800,000	6,800,000	6,800,000	6,800,000						6,800,000				76,977	.01/16/2032
263901-AA-8	DUKE ENERGY INDIANA LLC SECURED CORP_BND		.10/01/2022	CFRT - TRADING BLK		8,819,796	8,500,000	7,621,315	8,479,248		(857,933)		(857,933)		7,621,315		1,198,481	1,198,481	605,719	.08/15/2038
26439R-AK-2	SPECTRA ENERGY CAPITAL LLC SENIOR CORP_B		.11/01/2022	3RDPARTY		5,596,551	5,850,000	6,128,414	6,025,153		(10,538)		(10,538)		6,014,615		(418,064)	(418,064)	475,931	.02/15/2032
26441Y-AY-3	DUKE REALTY PARTNERSHIP LTD SENIOR CORP		.02/13/2022	VARIOUS		5,335,122	5,000,000	4,939,750	4,980,060		759		759		4,980,819		19,181	19,181	372,622	.12/01/2024
26441Y-AZ-0	DUKE REALTY PARTNERSHIP LTD SENIOR CORP		.07/26/2022	3RDPARTY		728,408	750,000	743,025	746,578		413		413		746,992		(18,584)	(18,584)	14,083	.06/30/2026
26441Y-BB-2	DUKE REALTY PARTNERSHIP LTD SENIOR CORP		.10/04/2022	TAX FREE EXCHANGE		744,826	750,000	741,945	744,253		573		573		744,826				31,583	.09/15/2028
26441Y-BD-8	DUKE REALTY PARTNERSHIP LTD SENIOR CORP		.09/14/2022	TAX FREE EXCHANGE		50,812	50,000	50,827	50,826		(14)		(14)		50,812				1,665	.03/01/2050
26882P-BE-1	ERAC USA FINANCE LLC SENIOR CORP_BND 144		.12/09/2022	3RDPARTY		2,829,608	2,550,000	2,444,813	2,467,664		2,749		2,749		2,470,413		359,194	359,194	207,258	.10/15/2037
26884A-BD-4	ERP OPERATING LP SENIOR CORP_BND		.11/09/2022	VARIOUS REDEMPTION		15,239,379	16,000,000	15,869,400	15,944,620		17,470		17,470		15,962,090		(722,712)	(722,712)	494,128	.06/01/2025
26986*-AA-1	EAGLE SOLAR LLC CORP_BND		.06/30/2022	100.0000 REDEMPTION		136,486	136,486	136,486	136,486						136,486				1,809	.12/31/2042
27326#-AB-2	EAST KENTUCKY PIWR COOPERATIVE CORP_BND		.02/28/2022	100.0000		300,000	300,000	300,000	300,000						300,000				6,915	.02/06/2044
276480-AA-8	EASTERN GAS TRANSMISSION AND S SENIOR CO		.08/24/2022	TAX FREE EXCHANGE		12,111,707	11,000,000	12,133,550	12,128,752		(17,045)		(17,045)		12,111,707				339,625	.11/15/2049
277432-AN-0	EASTMAN CHEMICAL COMPANY SENIOR CORP_BND		.07/06/2022	VARIOUS		8,000,000	8,000,000	7,944,450	7,995,552		2,892		2,892		7,998,444		1,557	1,557	229,230	.08/15/2022
278058-AY-8	EATON CORPORATION SENIOR CORP_BND		.10/12/2022	3RDPARTY		1,537,600	1,600,000	1,242,896	1,343,360		9,809		9,809		1,353,169		184,431	184,431	86,958	.10/15/2034
278265-AD-5	MORGAN STANLEY SENIOR CORP_BND		.11/16/2022	3RDPARTY		12,394,439	12,500,000	12,440,000	12,489,809		6,084		6,084		12,495,893		(101,454)	(101,454)	417,882	.06/15/2023
27830T-AJ-4	EATON VANCE CDO LTD EATON_14-1 MEZZANIN		.08/17/2022	3RDPARTY		421,362	450,000	414,765	450,000		35,235		(35,235)		414,765		6,597	6,597	14,439	.07/15/2030
27831B-AJ-2	EATON VANCE CDO LTD 18-1A MEZZANIN ABS_A		.08/17/2022	3RDPARTY		938,800	1,000,000	908,763	1,000,000		91,237		(91,237)		908,763		30,037	30,037	33,369	.10/15/2030
278642-AL-7	EBAY INC SENIOR CORP_BND		.11/18/2022	VARIOUS		39,120,463	40,000,000	38,742,994	39,823,178		(934,884)		(934,884)		38,888,294		232,169	232,169	1,742,605	.08/01/2024
278642-AV-5	EBAY INC SENIOR CORP_BND		.05/04/2022	3RDPARTY		668,514	700,000	708,001	707,946		(864)		(864)		707,082		(38,568)	(38,568)	8,682	.03/11/2025
278865-AM-2	ECOLAB INC SENIOR CORP_BND		.12/05/2022	3RDPARTY		1,817,743	1,750,000	1,925,875	1,892,670		(4,074)		(4,074)		1,888,596		(70,853)	(70,853)	95,983	.12/08/2041
281020-AR-8	EDISON INTERNATIONAL SENIOR CORP_BND		.11/04/2022	3RDPARTY		997,597	1,000,000	997,690	998,442		375		375		998,816		(25,220)	(25,220)	52,113	.04/15/2025
283677-AY-8	EL PASO ELECTRIC COMPANY SENIOR CORP_BND		.06/21/2022	3RDPARTY		3,900,936	3,900,000	3,892,808	3,899,213		391		391		3,899,603		1,333	1,333	67,210	.12/15/2022
283677-AY-8	EL PASO ELECTRIC COMPANY SENIOR CORP_BND		.09/15/2022	CALL	100.0000	2,000,000	2,000,000	1,995,760	1,999,534		343		343		1,999,877		123	123	49,500	.12/15/2022
28932M-AG-0	ELM ROAD GENERATING STATION SU SENIOR CO		.07/19/2022	VARIOUS		520,536	520,536	590,179	556,361		(35,824)		(35,824)		520,536				18,314	.01/19/2031
28932M-AJ-4	ELM ROAD GENERATING STATION SU SECURED C		.12/09/2022	3RDPARTY		2,747,250	2,750,000	3,054,865	2,973,304		(3,595)		(3,595)		2,969,710		(222,460)	(222,460)	225,148	.01/19/2041

ANNUAL STATEMENT FOR THE YEAR 2022 OF THE AMERICAN EQUITY INVESTMENT LIFE INSURANCE COMPANY

SCHEDULE D - PART 4

Showing All Long-Term Bonds and Stocks SOLD, REDEEMED or Otherwise DISPOSED OF During Current Year

1	2	3	4	5	6	7	8	9	10	Change In Book/Adjusted Carrying Value					16	17	18	19	20	21
										11	12	13	14	15						
CUSIP Identi- fication	Description	For- eign	Disposal Date	Name of Purchaser	Number of Shares of Stock	Con- sideration	Par Value	Actual Cost	Prior Year Book/ Adjusted Carrying Value	Unrealized Valuation Increase/ Decrease	Current Year's (Amor- tization)/ Accretion	Current Year's Other- Than- Temporary Impairment Recognized	Total Change in Book/ Adjusted Carrying Value (11+12-13)	Total Foreign Exchange Change in Book/ Adjusted Carrying Value	Book/ Adjusted Carrying Value at Disposal Date	Foreign Exchange Gain (Loss) on Disposal	Realized Gain (Loss) on Disposal	Total Gain (Loss) on Disposal	Bond Interest/ Stock Dividends Received During Year	Stated Con- tractual Maturity Date
291011-BB-9	EMERSON ELECTRIC CO SENIOR CORP_BND		10/01/2022	CFRT - TRADING BLK		2,649,235	2,500,000	2,228,513	2,490,240		(261,727)		(261,727)		2,228,513		420,722	420,722	146,320	04/15/2039
291011-BG-8	EMERSON ELECTRIC CO SENIOR CORP_BND		06/23/2022	3RDPARTY		4,382,316	4,450,000	4,435,938	4,444,713		722		722		4,445,435		(63,120)	(63,120)	80,211	06/01/2025
291641-BE-7	EMPIRE DISTRICT ELECTRIC CO SECURED CORP		12/12/2022	VARIOUS		8,275,780	9,000,000	8,972,730	8,978,674		636		636		8,979,311		(703,531)	(703,531)	583,700	09/01/2040
29364N-AR-9	ENTERGY MISSISSIPPI LLC SECURED CORP_BND		06/23/2022	3RDPARTY		4,973,700	5,000,000	4,962,670	4,992,457		3,370		3,370		4,995,827		(22,127)	(22,127)	153,278	07/01/2023
29364P-AN-3	ENTERGY NEW ORLEANS LLC SECURED CORP_BND		11/09/2022	3RDPARTY		24,673,500	25,000,000	24,921,750	24,986,311		7,845		7,845		24,994,157		(320,657)	(320,657)	1,335,208	07/01/2023
29364W-AR-9	ENTERGY LOUISIANA LLC SECURED CORP_BND		06/21/2022	3RDPARTY		8,511,730	8,500,000	8,570,200	8,505,587		(3,980)		(3,980)		8,501,607		10,123	10,123	157,392	12/01/2022
29364W-AR-9	ENTERGY LOUISIANA LLC SECURED CORP_BND		12/01/2022	MATURITY		5,000,000	5,000,000	4,989,450	4,998,880		1,120		1,120		5,000,000				165,000	12/01/2022
29379V-AG-8	ENTERPRISE PRODUCTS OPERATING SENIOR COR		10/01/2022	CFRT - TRADING BLK		4,956,900	5,000,000	4,493,057	4,975,921		(482,865)		(482,865)		4,493,057		463,843	463,843	292,639	10/15/2039
29379V-BT-9	ENTERPRISE PRODUCTS OPERATING SENIOR COR		11/17/2022	3RDPARTY		9,014,645	9,500,000	9,477,580	9,483,853		1,864		1,864		9,485,717		(471,072)	(471,072)	432,580	10/16/2028
29429E-AJ-0	CITIGROUP COMMERCIAL MORTGAGE SUB SUB_CM		05/09/2022	3RDPARTY		9,970,221	10,755,000	11,077,325	10,915,381		(11,658)		(11,658)		10,903,723		(933,501)	(933,501)	160,412	07/10/2049
294429-AG-0	EQUIFAX INC SENIOR CORP_BND		10/01/2022	CFRT - TRADING BLK		8,456,768	8,000,000	7,720,621	7,985,229		(205,069)		(205,069)		7,780,160		676,608	676,608	649,032	07/01/2037
294429-AJ-4	EQUIFAX INC SENIOR CORP_BND		10/14/2022	VARIOUS		8,805,000	8,805,000	8,459,565	8,761,712		35,348		35,348		8,797,060		7,940	7,940	241,330	12/15/2022
29444U-BF-2	EQUINIX INC SENIOR CORP_BND		04/07/2022	3RDPARTY		4,639,800	5,000,000	4,901,400	4,902,742		7,211		7,211		4,909,953		(270,153)	(270,153)	45,660	07/15/2025
	REDEMPTION																			
29669*-AB-7	ESSENTIA HEALTH CORP_BND		02/28/2022	100.0000		320,111	320,111	320,111	320,111						320,111				6,242	02/15/2040
29736R-AC-4	ESTEE LAUDER COMPANIES INC. T SENIOR CO		10/01/2022	CFRT - TRADING BLK		371,215	350,000	338,519	374,815		(36,296)		(36,296)		338,519		32,697	32,697	18,317	05/15/2037
29736R-AF-7	ESTEE LAUDER COMPANIES INC. T SENIOR CO		12/05/2022	3RDPARTY		3,425,352	4,200,000	3,498,978	3,612,768		16,072		16,072		3,628,840		(203,488)	(203,488)	203,747	08/15/2042
30161M-AG-8	CONSTELLATION ENERGY GENERATIO SENIOR CO		12/09/2022	VARIOUS		15,738,750	15,000,000	15,342,650	15,269,274		(4,598)		(4,598)		15,264,676		474,074	474,074	935,417	10/01/2039
30212P-AR-6	EXPEDIA GROUP INC SENIOR CORP_BND		08/09/2022	3RDPARTY		2,585,880	3,000,000	2,977,679	2,981,203		1,238		1,238		2,982,441		(396,561)	(396,561)	96,146	02/15/2030
30231G-AT-9	EXXON MOBIL CORP SENIOR CORP_BND		12/21/2022	3RDPARTY		2,153,464	2,250,000	2,250,000	2,250,000						2,250,000		(96,536)	(96,536)	89,388	03/01/2026
30231G-AW-2	EXXON MOBIL CORP SENIOR CORP_BND		12/12/2022	3RDPARTY		4,025,114	4,450,000	4,450,000	4,450,000						4,450,000		(424,886)	(424,886)	235,452	03/01/2046
30231G-AY-8	EXXON MOBIL CORP SENIOR CORP_BND		03/22/2022	3RDPARTY		7,309,680	8,000,000	8,000,000	8,000,000						8,000,000		(690,320)	(690,320)	145,091	08/16/2039
30251B-AB-4	FMR LLC SENIOR CORP_BND 144A		10/01/2022	CFRT - TRADING BLK		9,511,256	8,975,000	8,398,122	8,921,816		(511,362)		(511,362)		8,410,454		1,100,802	1,100,802	504,918	11/15/2039
30251B-AC-2	FMR LLC SENIOR CORP_BND 144A		12/12/2022	VARIOUS		8,464,758	8,000,000	7,333,209	7,962,097		(626,673)		(626,673)		7,335,424		1,129,334	1,129,334	438,750	12/14/2040
302635-AG-2	FS KKR CAPITAL CORP SENIOR CORP_BND		04/12/2022	3RDPARTY		4,798,600	5,000,000	5,097,550	5,096,279		(6,578)		(6,578)		5,089,701		(291,101)	(291,101)	127,028	01/15/2026
	REDEMPTION																			
304528-AA-6	FAIRFIELD LANCASTER 2017 LSE-B SENIOR CO		12/05/2022	100.0000		39,103	39,103	39,106	39,103						39,103				1,128	01/05/2044
	REDEMPTION																			
30571*-AA-0	FAIRVIEW HEALTH SERVICES CORP_BND		11/15/2022	100.0000		831,279	831,279	831,279	831,279						831,279				27,896	11/15/2043
30605Y-AB-7	FALCON AEROSPACE LTD FLCON_17 SENIOR ABS		11/15/2022	PAYDOWN		118,760	118,760	118,759	118,863		(103)		(103)		118,760				3,860	02/15/2042
31428X-BF-2	FEDEX CORP SENIOR CORP_BND		11/14/2022	3RDPARTY		4,749,200	5,000,000	4,989,800	4,995,279		919		919		4,996,198		(246,996)	(246,998)	182,813	04/01/2026
31428X-CA-2	FEDEX CORP SENIOR CORP_BND		01/25/2022	3RDPARTY		16,503,100	13,000,000	17,083,040	17,064,915		(5,786)		(5,786)		17,059,130		(556,030)	(556,030)	132,563	05/15/2050
	REDEMPTION																			
314353-AA-1	FEDEX 2020-1 CLASS AA SECURED CORP_BND		08/20/2022	100.0000		310,141	310,141	305,841	305,850		4,291		4,291		310,141				4,361	08/20/2035
31620R-AF-2	FIDELITY NATIONAL FINANCIAL IN SENIOR CO		09/01/2022	VARIOUS		10,000,000	10,000,000	9,951,300	9,995,875		4,125		4,125		10,000,000				550,000	09/01/2022
31738K-AA-7	FINANCE OF AMERICA STRUCTURED WHOLE_CM0		11/25/2022	PAYDOWN		1,309,732	1,309,732	1,288,223	1,288,986		20,746		20,746		1,309,732				6,832	10/25/2050
31738K-AB-5	FINANCE OF AMERICA STRUCTURED WHOLE_CM0		03/22/2022	PAYDOWN		259,914	259,914	255,153	255,306		4,609		4,609		259,914				1,465	10/25/2050
31745F-AA-9	FC12018-1 NOTE ABS_ABS		11/01/2022	PAYDOWN		572,558	1,007,615	1,007,615	1,007,615		(435,057)		(435,057)		572,558				28,166	11/15/2030
	REDEMPTION																			
31745F-AA-9	FC12018-1 NOTE ABS_ABS		01/01/2022	100.0000		(34,193)	(34,193)	(34,193)	(34,193)						(34,193)					11/15/2030
31847R-AE-2	FIRST AMERICAN FINANCIAL CORP SENIOR COR		11/16/2022	3RDPARTY		1,395,032	1,400,000	1,394,932	1,399,341		532		532		1,399,873		(4,841)	(4,841)	77,926	02/01/2023
318685-AA-2	FIRST BANCSHARES INC INDIANA SENIOR COR		07/01/2022	MATURITY		16,000,000	16,000,000	16,000,000	16,000,000						16,000,000				680,000	07/01/2022
31946M-AA-1	FIRST CITIZENS BANCSHARES INC SUB CORP_B		06/08/2022	3RDPARTY		14,250,000	15,000,000	15,000,000	15,000,000						15,000,000		(750,000)	(750,000)	372,656	03/15/2030
32051G-T2-1	FIRST HORIZON ALTERNATIVE MORT WHOLE_CM0		12/01/2022	PAYDOWN		116,313	125,099	81,314	66,109		50,203		50,203		116,313				3,641	04/25/2036
32059B-AJ-7	FIRST INVESTORS AUTO OWNER TRU SUB ABS_A		03/15/2022	PAYDOWN		3,153,129	3,153,129	3,152,842	3,153,129						3,153,129				24,459	09/15/2023
32059D-AJ-3	FIRST INVESTORS AUTO OWNER TRU SUB ABS_A		04/28/2022	3RDPARTY		3,387,201	3,368,647	3,367,779	3,368,114		260		260		3,368,373		18,828	18,828	54,868	01/15/2025
32059D-AJ-3	FIRST INVESTORS AUTO OWNER TRU SUB ABS_A		04/15/2022	PAYDOWN		631,353	631,353	631,190	631,253		100		100		631,353				8,717	01/15/2025
32059R-AJ-2	FIRST INVESTORS AUTO OWNER TRU SUB ABS_A		04/28/2022	3RDPARTY		1,140,061	1,136,509	1,136,135	1,136,379		(11)		(11)		1,136,367		3,693	3,693	17,776	06/15/2024
32059R-AJ-2	FIRST INVESTORS AUTO OWNER TRU SUB ABS_A		04/15/2022	PAYDOWN		1,413,217	1,413,217	1,412,751	1,413,055		162		162		1,413,217				11,970	06/15/2024
33767B-AA-7	FIRSTENERGY TRANSMISSION LLC SENIOR CORP		01/12/2022	3RDPARTY		60,608	50,000	63,326	63,300		(13)		(13)		63,286		(2,679)	(2,679)	1,355	07/15/2044

ANNUAL STATEMENT FOR THE YEAR 2022 OF THE AMERICAN EQUITY INVESTMENT LIFE INSURANCE COMPANY

SCHEDULE D - PART 4

Showing All Long-Term Bonds and Stocks SOLD, REDEEMED or Otherwise DISPOSED OF During Current Year

1	2	3	4	5	6	7	8	9	10	Change In Book/Adjusted Carrying Value					16	17	18	19	20	21
										11	12	13	14	15						
CUSIP Identification	Description	Foreign	Disposal Date	Name of Purchaser	Number of Shares of Stock	Consideration	Par Value	Actual Cost	Prior Year Book/ Adjusted Carrying Value	Unrealized Valuation Increase/ Decrease	Current Year's (Amortization)/ Accretion	Current Year's Other-Than-Temporary Impairment Recognized	Total Change in Book/ Adjusted Carrying Value (11+12-13)	Total Foreign Exchange Change in Book/ Adjusted Carrying Value	Book/ Adjusted Carrying Value at Disposal Date	Foreign Exchange Gain (Loss) on Disposal	Realized Gain (Loss) on Disposal	Total Gain (Loss) on Disposal	Bond Interest/ Stock Dividends Received During Year	Stated Contractual Maturity Date
337738-AM-0	FISERV INC SENIOR CORP_BND		.07/01/2022	CALL 100.0000		15,000,000	15,000,000	14,930,850	14,993,951		4,021		4,021		14,997,972		2,028	2,028	393,750	.10/01/2022
337738-AR-9	FISERV INC SENIOR CORP_BND		.11/17/2022	3RDPARTY		14,170,800	15,000,000	14,970,750	14,979,064		2,408		2,408		14,981,471		(810,671)	(810,671)	712,250	.10/01/2028
33829T-AA-4	FIVE CORNERS FUNDING TRUST SENIOR CORP_B		.11/16/2022	3RDPARTY		10,894,007	11,000,000	11,000,000	11,000,000						11,000,000		(105,993)	(105,993)	488,791	.11/15/2023
33844H-AG-8	FLAGSHIP CREDIT AUTO TRUST FCA SUB ABS_A		.03/15/2022	PAYDOWN		2,217,778	2,217,778	2,217,642	2,217,778						2,217,778				17,550	.07/15/2023
33844H-AG-5	FLAGSHIP CREDIT AUTO TRUST FCA SUB ABS_A		.04/26/2022	3RDPARTY		4,535,508	4,500,000	4,499,430	4,499,729		.62		.62		4,499,792		35,716	35,716	70,324	.09/16/2024
33845D-AD-3	FLAGSHIP CREDIT AUTO TRUST FCA SUB ABS_A		.04/26/2022	3RDPARTY		12,609,375	12,500,000	12,496,548	12,498,242		.988		.988		12,499,230		110,145	110,145	199,962	.12/16/2024
33845F-AG-1	FLAGSHIP CREDIT AUTO TRUST FCA SUB ABS_A		.04/26/2022	3RDPARTY		4,697,166	4,757,000	4,755,985	4,756,322		.45		.45		4,756,367		(59,201)	(59,201)	54,832	.01/15/2026
33846A-AG-1	FLAGSHIP CREDIT AUTO TRUST FCA SUB ABS_A		.04/26/2022	3RDPARTY		6,897,734	7,000,000	6,998,455	6,999,017		.158		.158		6,999,175		(101,441)	(101,441)	73,963	.12/15/2025
33972P-AA-7	FLNG LIQUEFACTION 2 LLC SECURED CORP_BND		.09/30/2022	VARIOUS		359,000	359,000	359,000	359,000						359,000				11,364	.03/31/2038
341081-ER-4	FLORIDA POWER & LIGHT CO SECURED CORP_BN		.10/01/2022	CFRT - TRADING BLK		7,316,561	7,050,000	7,190,930	7,143,384		(4,264)		(4,264)		7,139,120		177,441	177,441	440,944	.10/01/2033
341081-FC-6	FLORIDA POWER & LIGHT CO SECURED CORP_BN		.12/09/2022	3RDPARTY		1,348,688	1,250,000	1,381,650	1,352,000		(3,373)		(3,373)		1,348,627		.61	.61	91,277	.03/01/2040
343498-AB-7	FLOWERS FOODS INC SENIOR CORP_BND		.11/17/2022	3RDPARTY		18,671,800	20,000,000	19,894,600	19,945,368		9,539		9,539		19,954,907		(1,283,107)	(1,283,107)	797,222	.10/01/2026
34417Q-AA-6	FOCUS BRANDS FUNDING LLC FOCUS SENIOR AB		.10/31/2022	PAYDOWN		10,000	10,000	10,000	10,000						10,000				324	.10/30/2048
347508-AB-9	FORT KNOX MILITARY HOUSING PRI SENIOR MU		.12/15/2022	100.0000		85,289	85,289	52,453	69,626		15,663		15,663		85,289				562	.02/15/2052
34960K-AE-2	FORTRESS CREDIT OPPORTUNITIES MEZZANIN A		.05/01/2022	TAX FREE EXCHANGE		805											805	805		.07/10/2030
35042P-AA-8	FOUNDATION FINANCE TRUST FFIN ABS_ABS_2		.12/15/2022	PAYDOWN		9,042,324	9,042,325	9,042,100	9,042,115		209		209		9,042,324				109,558	.01/15/2042
360271-AL-4	FULTON FINANCIAL CORPORATION SUB CORP_BN		.07/18/2022	3RDPARTY		11,806,250	12,500,000	12,500,000	12,500,000						12,500,000		(693,750)	(693,750)	308,524	.03/15/2030
361448-AN-3	GATX CORPORATION SENIOR CORP_BND		.04/12/2022	CALL 100.6600		20,132,000	20,000,000	20,173,550	20,009,890		(6,091)		(6,091)		20,003,799		(3,799)	(3,799)	440,750	.06/15/2022
361448-AW-3	GATX CORPORATION SENIOR CORP_BND		.10/19/2022	3RDPARTY		4,085,564	4,350,000	4,186,783	4,333,553		(143,311)		(143,311)		4,190,242		(104,678)	(104,678)	149,622	.03/30/2025
361448-BE-2	GATX CORPORATION SENIOR CORP_BND		.10/06/2022	3RDPARTY		13,988,100	15,000,000	14,078,434	14,982,698		(900,970)		(900,970)		14,081,728		(93,628)	(93,628)	724,583	.04/01/2029
36185M-BJ-0	GMAC MORTGAGE CORPORATION LOAN SUPSEN VIH		.12/01/2022	PAYDOWN		13,583	13,525	12,445	12,502		1,080		1,080		13,583				282	.11/19/2035
361863-AA-1	GMAC COMMERCIAL MORTGAGE ASSET PRELFC MU		.12/10/2022	PAYDOWN		267,713	267,713	275,786	275,040		(7,328)		(7,328)		267,713				10,816	.08/10/2042
361863-AA-1	GMAC COMMERCIAL MORTGAGE ASSET PRELFC MU		.03/10/2022	100.0000		86,370	86,370	88,974	88,734		(2,364)		(2,364)		86,370				870	.08/10/2042
36186V-AA-9	GMAC COMMERCIAL MORTGAGE ASSET LCF MUNI		.12/12/2022	100.0000		720,037	720,037	824,723	810,523		(90,487)		(90,487)		720,037				23,804	.12/10/2043
36186X-AD-9	GMAC COMMERCIAL MORTGAGE ASSET SENIOR MU		.12/10/2022	PAYDOWN		531,631	531,631	531,561	531,570		.61		.61		531,631				15,031	.07/10/2050
36186X-AE-7	GMAC COMMERCIAL MORTGAGE ASSET MUNITAX_B		.12/10/2022	PAYDOWN		67,867		67,867	56,035		(56,035)		(56,035)						2,949	.07/10/2050
36192H-AA-2	GS MORTGAGE SECURITIES TRUST G LCF SENIO		.04/01/2022	PAYDOWN		14,000,000	14,000,000	13,885,859	13,983,813		16,187		16,187		14,000,000				165,713	.04/10/2034
36192K-AY-3	COMMERCIAL MORTGAGE PASS-THROU SUB SUB_C		.06/01/2022	PAYDOWN		14,274,000	14,274,000	15,755,310	14,333,317		(59,317)		(59,317)		14,274,000				336,273	.05/10/2045
36192P-AD-8	COMMERCIAL MORTGAGE PASS-THROU SUB SUB_C		.11/01/2022	PAYDOWN		8,000,000	8,000,000	7,721,250	7,961,262		38,738		38,738		8,000,000				274,780	.11/10/2045
36192Q-AA-2	GS MORTGAGE SECURITIES CORPORA SENIOR SE		.09/01/2022	PAYDOWN		15,520,000	15,520,000	14,336,475	15,377,202		142,798		142,798		15,520,000				350,015	.12/10/2030
36192Q-AG-9	GS MORTGAGE SECURITIES TRUST G SUB SUB_C		.07/26/2022	3RDPARTY		598,594	600,000	588,328	597,759		1,095		1,095		598,854		(260)	(260)	11,818	.12/12/2030
36192Q-AG-9	GS MORTGAGE SECURITIES TRUST G SUB SUB_C		.09/01/2022	PAYDOWN		3,400,000	3,400,000	3,333,859	3,387,300		12,700		12,700		3,400,000				77,593	.12/12/2030
36192Q-AJ-3	GS MORTGAGE SECURITIES TRUST G SUB SUB_C		.09/01/2022	PAYDOWN		4,100,000	4,100,000	4,035,281	4,087,272		12,728		12,728		4,100,000				96,488	.12/10/2030
36192Q-AL-8	GS MORTGAGE SECURITIES TRUST G SUB SUB_C		.09/01/2022	PAYDOWN		6,000,000	6,000,000	5,802,656	5,845,588		154,412		154,412		6,000,000				157,915	.12/12/2030
3622EB-AC-9	GSAA HOME EQUITY TRUST GSAA_06 SENIOR AB		.12/01/2022	PAYDOWN		308,056	308,056	196,386	134,043		174,013		174,013		308,056				2,213	.09/25/2036
362334-JV-7	GSR MORTGAGE LOAN TRUST GSR_06 WHOLE_CMO		.12/01/2022	PAYDOWN		153,732	166,916	152,491	158,608		(4,876)		(4,876)		153,732				4,650	.03/25/2036
362334-NB-6	GSAA HOME EQUITY TRUST GSAA_06 SENIOR AB		.12/01/2022	PAYDOWN		35,930	35,930	27,085	19,067		16,864		16,864		35,930				428	.03/25/2046
36242D-SW-9	GSR MORTGAGE LOAN TRUST GSR_05 WHOLE_CMO		.12/01/2022	PAYDOWN		13,573	13,573	13,615	13,596		(23)		(23)		13,573				361	.06/25/2035
36248G-AL-4	GS MORTGAGE SECURITIES TRUST G SUB SUB_C		.08/11/2022	3RDPARTY		1,964,844	2,000,000	2,197,813	2,047,112		(11,501)		(11,501)		2,035,611		(70,767)	(70,767)	75,965	.11/10/2046
36250H-AK-9	GS MORTGAGE SECURITIES TRUST G SUB SUB_C		.08/11/2022	3RDPARTY		2,070,803	2,150,000	2,214,420	2,172,274		(4,437)		(4,437)		2,167,837		(97,034)	(97,034)	63,939	.11/10/2047
36251E-AH-2	GSMSC RESECURITIZATION TRUST G SUB WHOLE		.12/01/2022	PAYDOWN		656,325	697,702	453,942	317,641		338,684		338,684		656,325				10,380	.01/26/2036
36251P-AJ-3	GS MORTGAGE SECURITIES TRUST G SUB SUB_C		.05/09/2022	3RDPARTY		9,205,859	10,000,000	10,299,425	10,156,789		(7,632)		(7,632)		10,149,157		(943,297)	(943,297)	149,946	.10/10/2049
36253B-AZ-6	GS MORTGAGE SECURITIES TRUST G SUB SUB_C		.08/16/2022	VARIOUS		21,382,258	22,140,000	22,835,423	22,339,454		(56,134)		(56,134)		22,283,320		(901,062)	(901,062)	694,020	.06/10/2047
36253G-AJ-1	GS MORTGAGE SECURITIES TRUST G AM SUB_CM		.08/17/2022	3RDPARTY		1,218,359	1,250,000	1,287,466	1,260,666		(2,708)		(2,708)		1,257,958		(39,598)	(39,598)	37,285	.09/10/2047
36253V-AN-9	GS MORTGAGE SECURITIES TRUST G SUB SUB_C		.02/15/2022	PAYDOWN		2,600,000	2,600,000	2,600,000	2,600,000						2,600,000				12,359	.07/15/2032
36256Q-AG-2	GS MORTGAGE SECURITIES TRUST G SENIOR_CM		.05/15/2022	PAYDOWN		1,000,000	1,000,000	1,000,000	1,000,000						1,000,000				9,529	.06/15/2038
36258F-AA-7	GS MORTGAGE BACKED SECURITIES WHOLE_CMO		.12/01/2022	PAYDOWN		320,815	320,815	328,485	327,143		(6,328)		(6,328)		320,815				4,553	.05/25/2050

ANNUAL STATEMENT FOR THE YEAR 2022 OF THE AMERICAN EQUITY INVESTMENT LIFE INSURANCE COMPANY

SCHEDULE D - PART 4

Showing All Long-Term Bonds and Stocks SOLD, REDEEMED or Otherwise DISPOSED OF During Current Year

1	2	3	4	5	6	7	8	9	10	Change In Book/Adjusted Carrying Value					16	17	18	19	20	21
										11	12	13	14	15						
CUSIP Identi- fication	Description	For- eign	Disposal Date	Name of Purchaser	Number of Shares of Stock	Con- sideration	Par Value	Actual Cost	Prior Year Book/ Adjusted Carrying Value	Unrealized Valuation Increase/ Decrease	Current Year's (Amor- tization)/ Accretion	Current Year's Other- Than- Temporary Impairment Recognized	Total Change in Book/ Adjusted Carrying Value (11+12-13)	Total Foreign Exchange Change in Book/ Adjusted Carrying Value	Book/ Adjusted Carrying Value at Disposal Date	Foreign Exchange Gain (Loss) on Disposal	Realized Gain (Loss) on Disposal	Total Gain (Loss) on Disposal	Bond Interest/ Stock Dividends Received During Year	Stated Con- tractual Maturity Date
36262D-AA-6	GS MORTGAGE BACKED SECURITIES WHOLE_CMO		12/01/2022	PAYDOWN		2,214,949	2,214,950	2,266,170	2,255,680		(40,731)		(40,731)		2,214,949				28,163	..07/25/2050
36262P-AB-7	GS MORTGAGEBACKED SECURITIES T WHOLE_CMO		12/25/2022	PAYDOWN		748,037	748,037	751,076	751,062		(3,025)		(3,025)		748,037				8,164	..03/25/2052
36297T-AG-7	GSR MORTGAGE LOAN TRUST GSR_06 SUPSEN VIH		12/01/2022	PAYDOWN		88,858	67,853	60,412	53,095		35,762		35,762		88,858				1,618	..04/25/2036
36320U-AJ-9	GALAXY CLO LTD GALXY_18-27A SUB ABS_ABS		08/17/2022	3RDPARTY		8,484,930	9,000,000	9,000,000	9,000,000						9,000,000		(515,070)	(515,070)	238,169	..05/16/2031
369550-AT-5	GENERAL DYNAMICS CORPORATION SENIOR CORP		12/05/2022	3RDPARTY		3,179,963	3,750,000	3,143,738	3,242,568		13,860		13,860		3,256,428		(76,465)	(76,465)	143,250	..11/15/2042
369550-AU-2	GENERAL DYNAMICS CORPORATION SENIOR CORP		11/15/2022	VARIOUS		25,000,000	25,000,000	22,326,600	24,708,083		291,917		291,917		25,000,000				562,500	..11/15/2022
36962G-XZ-2	GENERAL ELECTRIC CO SENIOR CORP_BND		10/01/2022	CFRT - TRADING BLK		746,139	690,000	713,826	705,093		(806)		(806)		704,287		41,852	41,852	48,386	..03/15/2032
370334-BJ-2	GENERAL MILLS INC SENIOR CORP_BND		12/09/2022	3RDPARTY		4,123,440	4,000,000	4,128,600	4,098,002		(313)		(313)		4,097,689		25,751	25,751	214,800	..06/15/2040
370334-CG-7	GENERAL MILLS INC SENIOR CORP_BND		11/23/2022	3RDPARTY		972,221	1,000,000	997,980	998,632		173		173		998,805		(26,584)	(26,584)	46,200	..04/17/2028
37045X-BG-0	GENERAL MOTORS FINANCIAL CO IN SENIOR CO		11/23/2022	3RDPARTY		1,969,073	2,000,000	1,992,780	1,996,530		683		683		1,997,213		(28,140)	(28,140)	128,917	..03/01/2026
37045X-BQ-8	GENERAL MOTORS FINANCIAL CO IN SENIOR CO		11/17/2022	3RDPARTY		3,750,000	4,000,000	3,994,440	3,997,076		504		504		3,997,581		(247,581)	(247,581)	180,000	..10/06/2026
37045X-BT-2	GENERAL MOTORS FINANCIAL CO IN SENIOR CO		11/17/2022	3RDPARTY		26,452,440	28,000,000	28,422,520	28,238,917		(43,559)		(43,559)		28,195,359		(1,742,919)	(1,742,919)	1,627,383	..01/17/2027
37045X-BW-5	GENERAL MOTORS FINANCIAL CO IN SENIOR CO		05/04/2022	3RDPARTY		1,910,583	1,900,000	2,002,220	1,999,519		(16,100)		(16,100)		1,983,419		(72,836)	(72,836)	42,320	..04/13/2024
37331N-AD-3	GEORGIA-PACIFIC LLC SENIOR CORP_BND 144A		11/16/2022	3RDPARTY		9,909,414	10,000,000	9,916,367	9,999,992		(70,087)		(70,087)		9,929,906		(20,492)	(20,492)	499,941	..07/15/2023
37331N-AH-4	GEORGIA-PACIFIC LLC SENIOR CORP_BND 144A		11/09/2022	3RDPARTY		11,531,280	12,000,000	12,167,340	12,067,502		(20,119)		(20,119)		12,047,382		(516,102)	(516,102)	519,600	..03/01/2025
375558-AS-2	GILEAD SCIENCES INC SENIOR CORP_BND		12/05/2022	3RDPARTY		1,424,831	1,350,000	1,514,430	1,482,524		(3,939)		(3,939)		1,478,585		(53,755)	(53,755)	77,546	..12/01/2041
375558-BF-9	GILEAD SCIENCES INC SENIOR CORP_BND		06/17/2022	3RDPARTY		1,466,655	1,500,000	1,618,845	1,618,197		(13,861)		(13,861)		1,604,336		(137,681)	(137,681)	44,104	..03/01/2026
375558-BG-7	GILEAD SCIENCES INC SENIOR CORP_BND		12/09/2022	3RDPARTY		2,714,278	2,750,000	2,740,788	2,742,812		368		368		2,743,180		(28,902)	(28,902)	162,342	..09/01/2035
377372-AE-7	GLAXOSMITHKLINE CAPITAL INC SENIOR CORP		10/01/2022	VARIOUS		8,141,952	7,500,000	7,266,218	7,783,743		(549,899)		(549,899)		7,233,844		908,108	908,108	417,465	..05/15/2038
37940X-AC-6	GLOBAL PAYMENTS INC SENIOR CORP_BND		03/03/2022	3RDPARTY		48,956	50,000	56,570	56,560		(26)		(26)		56,534		(7,579)	(7,579)	1,164	..08/15/2049
379463-A@-1	GLOBAL WATER RESOURCES INC CORP_BND		12/15/2022	REDEMPTION 100.0000		366,667	366,667	366,667	366,667						366,667				12,595	..06/15/2036
38012L-AA-7	GMAC COMMERCIAL MORTGAGE ASSET LCF MUNIT		12/10/2022	PAYDOWN		63,540	63,540	63,540	63,540						63,540				1,862	..05/10/2051
38013A-AB-8	GMAC COMMERCIAL MORTGAGE ASSET LCF MUNIT		12/10/2022	PAYDOWN REDEMPTION		263,641	263,641	263,622	263,625		16		16		263,641				8,059	..05/10/2050
38013A-AC-6	GMAC COMMERCIAL MORTGAGE ASSET MUNITAX_B		11/10/2022	0.0000				88,637	68,329		(68,329)		(68,329)						3,695	..05/10/2050
38081E-AA-9	GOLDEN BEAR GLDN_16-1A SENIOR ABS_ABS_1		09/20/2022	PAYDOWN		598,035	598,035	598,035	598,035						598,035				17,234	..09/20/2047
38141G-ES-9	GOLDMANSACHSGROUPINC/THE SUB CORP_BND		11/23/2022	3RDPARTY		1,645,190	1,590,000	1,784,044	1,690,697		(16,272)		(16,272)		1,674,425		(29,235)	(29,235)	128,242	..01/15/2027
38141G-VR-2	GOLDMANSACHSGROUPINC/THE SUB CORP_BND		04/11/2022	3RDPARTY		5,061,150	5,000,000	5,451,850	5,445,256		(32,027)		(32,027)		5,413,229		(352,079)	(352,079)	101,528	..10/21/2025
38141G-UIJ-9	GOLDMANSACHSGROUPINC/THE SENIOR CORP_BND		06/05/2022	CALL 100.0000		3,000,000	3,000,000	3,042,877	3,029,238		(29,238)		(29,238)		3,000,000				43,620	..06/05/2023
38141G-UIZ-3	GOLDMANSACHSGROUPINC/THE SENIOR CORP_BND		04/07/2022	3RDPARTY		1,012,452	1,000,000	1,000,000	1,000,000						1,000,000		12,452	12,452	18,300	..05/01/2029
38143U-8H-7	GOLDMANSACHSGROUPINC/THE SENIOR CORP_BND		12/21/2022	3RDPARTY		2,900,297	3,000,000	2,993,070	2,996,807		704		704		2,997,512		(97,215)	(97,215)	148,750	..02/25/2026
38173M-AA-0	GOLUB CAPITAL BDC INC SENIOR CORP_BND		05/04/2022	3RDPARTY		883,989	900,000	926,145	925,487		(3,925)		(3,925)		921,562		(37,573)	(37,573)	16,959	..04/15/2024
391164-AF-7	EVERGY INC SENIOR CORP_BND		06/15/2022	VARIOUS		7,186,000	7,186,000	7,734,345	7,200,416		(14,416)		(14,416)		7,186,000				190,142	..06/15/2022
39121J-AE-0	GREAT RIVER ENERGY SECURED CORP_BND 144A		10/13/2022	3RDPARTY		3,715,835	3,662,617	3,076,598	3,357,481		4,319		4,319		3,361,801		354,034	354,034	296,506	..07/01/2038
39121J-AE-0	GREAT RIVER ENERGY SECURED CORP_BND 144A		07/01/2022	VARIOUS REDEMPTION		2,597,754	2,597,754	2,709,613	2,707,500		(109,746)		(109,746)		2,597,754				152,683	..07/01/2038
39121J-C@-7	GREAT RIVER ENERGY CORP_BND		10/15/2022	100.0000		233,333	233,333	233,333	233,333						233,333				8,377	..10/15/2045
39538W-EE-4	GREENPOINT MORTGAGE PASS-THROU WHOLE_CMO		12/27/2022	PAYDOWN		564,230	566,516	148,888	57,917		506,313		506,313		564,230				3,078	..11/25/2045
39538W-FH-6	GREENPOINT MORTGAGE FUNDING TR SENIOR VIH		12/27/2022	PAYDOWN		75,053	75,053	55,332	38,286		36,767		36,767		75,053				146	..02/25/2036
39538W-GF-9	GREENPOINT MORTGAGE FUNDING TR SUPSEN VIH		06/07/2022	3RDPARTY		9,681,895	9,815,586	8,254,294	8,741,310		77,904		77,904		8,819,214		862,681	862,681	22,213	..03/25/2036
39538W-GF-9	GREENPOINT MORTGAGE FUNDING TR SUPSEN VIH		05/25/2022	PAYDOWN REDEMPTION		2,453,499	2,453,499	2,063,239	2,184,974		268,525		268,525		2,453,499				1,704	..03/25/2036
39951#-AA-1	GROUND LEASE TRUST A - 2018A SECURED COR		12/15/2022	100.0000		3,926	3,926	3,926	3,926						3,926				102	..02/15/2051
402524-AE-2	GULF SOUTH PIPELINE COMPANY LP SENIOR CO		03/21/2022	VARIOUS		18,435,000	18,435,000	18,471,751	18,435,013		(1,206)		(1,206)		18,433,808		1,192	1,192	196,640	..06/15/2022
404119-BT-5	HCA INC SECURED CORP_BND		06/17/2022	3RDPARTY		2,348,746	2,300,000	2,587,017	2,583,002		(26,607)		(26,607)		2,556,395		(207,649)	(207,649)	51,888	..06/15/2026
40437H-AJ-0	HIGHBRIDGE LOAN MANAGEMENT LTD MEZZANIN		08/16/2022	3RDPARTY		735,040	800,000	724,121	800,000				75,879		724,121		10,919	10,919	24,134	..07/20/2030
40437L-AL-6	HIGHBRIDGE LOAN MANAGEMENT LTD MEZZANIN		08/11/2022	3RDPARTY		932,500	1,000,000	915,211	1,000,000				84,789		915,211		17,289	17,289	31,046	..10/15/2030
40438D-AF-6	HPEFS EQUIPMENT TRUST HPEFS_19 ABS_ABS		04/28/2022	3RDPARTY		3,001,875	3,000,000	2,999,537	2,999,649		(8)		(8)		2,999,641		2,234	2,234	29,920	..09/20/2029
40490A-AJ-9	HLA 18-2A SENIOR ABS_ABS 18-2A 144A		09/15/2022	3RDPARTY		872,200	1,000,000	1,000,000	1,000,000						1,000,000		(127,800)	(127,800)	39,717	..01/22/2031

ANNUAL STATEMENT FOR THE YEAR 2022 OF THE AMERICAN EQUITY INVESTMENT LIFE INSURANCE COMPANY

SCHEDULE D - PART 4

Showing All Long-Term Bonds and Stocks SOLD, REDEEMED or Otherwise DISPOSED OF During Current Year

1	2	3	4	5	6	7	8	9	10	Change In Book/Adjusted Carrying Value					16	17	18	19	20	21
										11	12	13	14	15						
CUSIP Identification	Description	Foreign	Disposal Date	Name of Purchaser	Number of Shares of Stock	Consideration	Par Value	Actual Cost	Prior Year Book/ Adjusted Carrying Value	Unrealized Valuation Increase/ Decrease	Current Year's (Amortization)/ Accretion	Current Year's Other-Than-Temporary Impairment Recognized	Total Change in Book/ Adjusted Carrying Value (11+12-13)	Total Foreign Exchange Change in Book/ Adjusted Carrying Value	Book/ Adjusted Carrying Value at Disposal Date	Foreign Exchange Gain (Loss) on Disposal	Realized Gain (Loss) on Disposal	Total Gain (Loss) on Disposal	Bond Interest/ Stock Dividends Received During Year	Stated Contractual Maturity Date
406216-BD-2	HALLIBURTON COMPANY SENIOR CORP_BND		.09/25/2022	CALL 100.0000		25,000,000	25,000,000	24,941,500	24,989,301		4,886		4,886		24,994,187		5,813	5,813	1,006,250	.08/01/2023
406216-BG-5	HALLIBURTON COMPANY SENIOR CORP_BND		.12/21/2022	3RDPARTY		781,260	800,000	816,952	807,666		(1,953)		(1,953)		805,712		(24,452)	(24,452)	33,440	.11/15/2025
406216-BG-5	HALLIBURTON COMPANY SENIOR CORP_BND		.02/23/2022	CALL 105.8190		1,269,827	1,200,000	1,225,428	1,211,499		(428)		(428)		1,211,071		(11,071)	(11,071)	82,241	.11/15/2025
40867#-AD-6	HAMPAC LLC YUBA CNTY CA SECURED CORP_BN		.12/10/2022	100.0000		170,051	170,051	170,051	170,051						170,051				3,790	.08/10/2042
41161P-VJ-9	HARBORVIEW MORTGAGE LOAN TRUST SUPSEN VH		.12/01/2022	PAYDOWN		149,713	149,713	121,991	121,195		34,042		34,042		149,713				1,802	.10/19/2035
41161U-AE-2	HARBORVIEW MORTGAGE LOAN TRUST SUPSEN VH		.12/01/2022	PAYDOWN		177,144	177,144	140,995	146,632		30,512		30,512		177,144				2,739	.08/19/2036
411707-AF-9	HARDEE S FUNDING HNGRY_18-1A SENIOR ABS		.06/14/2022	3RDPARTY		9,738,326	9,650,000	9,650,000	9,650,000						9,650,000		88,326	88,326	266,324	.06/20/2048
411707-AF-9	HARDEE S FUNDING HNGRY_18-1A SENIOR ABS		.03/20/2022	PAYDOWN		25,000	25,000	25,000	25,000						25,000				357	.06/20/2048
412493-AG-3	HARFORD CNTY MD MUNITAX_BND REV		.12/15/2022	VARIOUS		320,000	320,000	320,000	320,000						320,000				24,320	.12/15/2039
412493-AG-3	HARFORD CNTY MD MUNITAX_BND REV		.12/15/2022	VARIOUS																.12/15/2039
413875-AN-5	L3HARRIS TECHNOLOGIES INC SENIOR CORP_BN		.10/01/2022	CFRT - TRADING BLK		9,176,607	9,000,000	8,051,693	8,963,906		(912,214)		(912,214)		8,051,693		1,124,914	1,124,914	436,650	.12/15/2040
418056-AU-1	HASBRO INC SENIOR CORP_BND		.01/14/2022	3RDPARTY		5,943,100	5,000,000	6,104,150	6,097,777		(1,657)		(1,657)		6,096,121		(153,021)	(153,021)	45,333	.05/15/2044
421946-AM-6	HEALTHCARE REALTY TRUST INC SENIOR CORP		.06/28/2022	TAX FREE EXCHANGE REDEMPTION		48,381	50,000	48,276	48,288		93		93		48,381				871	.03/15/2031
42208#-AA-8	HD SALEM OR LANDLORD LLC CORP_BND		.11/30/2022	100.0000		223,855	223,855	223,855	223,855						223,855				6,941	.11/30/2030
42217K-AX-4	WELLTOWER INC SENIOR CORP_BND		.01/11/2022	3RDPARTY		10,419,545	7,369,000	10,768,659	10,747,172		(4,370)		(4,370)		10,742,802		(323,257)	(323,257)	157,001	.03/15/2041
423074-AF-0	KRAFT HEINZ FOODS CO SENIOR CORP_BND		.10/01/2022	CFRT - TRADING BLK		5,173,440	5,000,000	4,710,134	5,040,316		(330,182)		(330,182)		4,710,134		463,306	463,306	384,271	.07/15/2028
42307T-AH-1	KRAFT HEINZ FOODS CO SENIOR CORP_BND 144		.01/12/2022	3RDPARTY		74,361	50,000	75,545	75,471		(38)		(38)		75,433		(1,073)	(1,073)	1,613	.08/01/2039
42770Q-AA-0	HERO FUNDING TRUST HERO_14-2A ABS_ABS_1		.09/20/2022	PAYDOWN		514,576	514,576	514,226	514,301		275		275		514,576				15,927	.09/21/2040
42770W-AA-7	HERO FUNDING TRUST HERO_16-2A SENIOR ABS		.12/20/2022	PAYDOWN		279,038	279,038	278,947	281,847		(2,809)		(2,809)		279,038				5,461	.09/20/2041
428236-BX-0	HP INC SENIOR CORP_BND		.09/15/2022	MATURITY		5,000,000	5,000,000	5,002,750	5,001,720		(1,720)		(1,720)		5,000,000				202,500	.09/15/2022
431282-AM-4	HIGHWOODS REALTY LP SENIOR CORP_BND		.10/15/2022	VARIOUS		10,000,000	10,000,000	9,894,000	9,987,184		9,700		9,700		9,996,884		3,116	3,116	453,125	.01/15/2023
43148#-AA-7	HILL TOP ENERGY CENTER LLC CORP_BND		.12/31/2022	100.0000		1,547,659	1,547,659	1,547,659	1,547,659						1,547,659				66,035	.12/31/2029
437076-AS-1	HOME DEPOT INC SENIOR CORP_BND		.10/01/2022	VARIOUS		17,733,864	17,146,000	15,666,165	16,967,899		(1,285,311)		(1,285,311)		15,682,588		2,051,276	2,051,276	791,871	.12/16/2036
437076-AV-4	HOME DEPOT INC SENIOR CORP_BND		.10/01/2022	CFRT - TRADING BLK		4,188,256	4,000,000	3,510,619	3,984,564		(473,944)		(473,944)		3,510,619		677,637	677,637	236,678	.04/01/2041
437076-BD-3	HOME DEPOT INC SENIOR CORP_BND		.12/09/2022	3RDPARTY		1,721,505	1,700,000	1,869,320	1,843,494		(3,936)		(3,936)		1,839,559		(118,054)	(118,054)	110,040	.02/15/2044
438516-AT-3	HONEYWELL INTERNATIONAL INC SENIOR CORP		.12/09/2022	VARIOUS		7,199,226	6,750,000	7,019,899	7,366,254		(395,675)		(395,675)		6,970,580		228,646	228,646	436,905	.03/15/2037
438516-BB-1	HONEYWELL INTERNATIONAL INC SENIOR CORP		.10/01/2022	CFRT - TRADING BLK		21,406,224	21,000,000	19,126,505	21,588,572		(2,462,067)		(2,462,067)		19,126,505		2,279,719	2,279,719	1,216,543	.03/01/2041
440327-AK-0	HORACE MANN EDUCATORS CORPORAT SENIOR CO		.11/16/2022	VARIOUS		6,262,674	6,500,000	6,474,412	6,661,311		(202,067)		(202,067)		6,459,244		(196,570)	(196,570)	244,625	.12/01/2025
443510-AG-7	HUBBELL INCORPORATED SENIOR CORP_BND		.12/08/2022	3RDPARTY		17,739,254	18,600,000	18,459,384	18,535,554		13,503		13,503		18,549,056		(809,802)	(809,802)	782,839	.03/01/2026
443510-AJ-1	HUBBELL INCORPORATED SENIOR CORP_BND		.11/17/2022	3RDPARTY		3,673,080	4,000,000	3,911,400	3,941,885		7,640		7,640		3,949,525		(276,445)	(276,445)	177,333	.02/15/2028
44422P-BN-1	HUDSONS BAY SIMON JV TRUST HBC LOF SENIOR		.04/06/2022	VARIOUS		17,611,669	19,500,000	18,206,955	18,414,897		59,277		59,277		18,206,955		(595,286)	(595,286)	280,355	.08/05/2034
444859-BA-9	HUMANA INC SENIOR CORP_BND		.06/24/2022	VARIOUS		19,992,180	20,000,000	19,900,300	6,890		6,890		6,890		19,994,919		(2,739)	(2,739)	354,813	.12/01/2022
445658-CD-7	JB HUNT TRANSPORT SERVICES INC SENIOR CO		.11/16/2022	3RDPARTY		7,417,094	7,550,000	7,328,197	7,535,637		(188,506)		(188,506)		7,347,131		69,963	69,963	340,736	.03/15/2024
445658-CE-5	JB HUNT TRANSPORT SERVICES INC SENIOR CO		.08/15/2022	VARIOUS		15,000,000	15,000,000	14,962,650	14,996,345		3,655		3,655		15,000,000				495,000	.08/15/2022
446150-AW-4	HUNTINGTON BANCSHARES INC SUB CORP_BND 1		.05/03/2022	TAX FREE EXCHANGE		48,107	50,000	48,068	48,068		39		39		48,107				912	.08/15/2036
446413-AL-0	HUNTINGTON INGALLS INDUSTRIES SENIOR COR		.06/07/2022	3RDPARTY		15,125,280	16,000,000	15,447,753	15,631,441		24,500		24,500		15,655,941		(530,661)	(530,661)	291,024	.12/01/2027
446413-AS-5	HUNTINGTON INGALLS INDUSTRIES SENIOR COR		.04/07/2022	3RDPARTY		2,015,340	2,000,000	2,126,140	2,123,980		(10,284)		(10,284)		2,113,697		(98,357)	(98,357)	34,169	.05/01/2025
448579-AF-9	HYATT HOTELS CORP SENIOR CORP_BND		.11/23/2022	3RDPARTY		8,032,084	8,000,000	8,462,450	8,458,512		(31,475)		(31,475)		8,427,037		(394,953)	(394,953)	313,768	.03/15/2026
44891A-BN-6	HYUNDAI CAPITAL AMERICA SENIOR CORP_BND		.03/09/2022	3RDPARTY		6,648,390	7,000,000	6,994,220	6,994,308		315		315		6,994,623		(346,233)	(346,233)	51,100	.10/15/2025
44919#-AC-2	I-595 EXPRESS LLC CORP_BND		.12/30/2022	100.0000		391,174	391,174	391,174	391,174						391,174				7,824	.12/31/2031
45138L-AY-9	IDAHO POWER COMPANY SECURED CORP_BND		.12/09/2022	3RDPARTY		1,547,717	1,650,000	1,561,956	1,580,309		2,175		2,175		1,582,483		(34,767)	(34,767)	106,255	.08/15/2040
452308-AQ-2	ILLINOIS TOOL WORKS INC SENIOR CORP_BND		.10/04/2022	3RDPARTY		8,621,910	9,000,000	7,903,350	9,942,476		(2,038,674)		(2,038,674)		7,903,801		718,109	718,109	464,344	.09/15/2041
45660L-2V-0	RESIDENTIAL ASSET SECURITIZATI WHOLE_CMO		.05/01/2022	PAYDOWN		149,269	112,968	74,085	66,909		82,360		82,360		149,269				2,130	.02/25/2036
45660L-4E-6	RESIDENTIAL ASSET SECURITIZATI WHOLE_CMO		.12/01/2022	PAYDOWN		140,865	144,381	128,273	131,871		13,407		13,407		140,865				4,310	.02/25/2036
45660L-4G-1	RESIDENTIAL ASSET SECURITIZATI WHOLE_CMO		.10/01/2022	PAYDOWN		204,149	183,286	114,260	100,779		103,370		103,370		204,149				2,638	.02/25/2036
45660L-KE-8	RESIDENTIAL ASSET SECURITIZATI SUPSEN VH		.12/01/2022	PAYDOWN		1,178,230	1,178,230	1,085,991	1,048,034		130,196		130,196		1,178,230				26,746	.05/25/2035

ANNUAL STATEMENT FOR THE YEAR 2022 OF THE AMERICAN EQUITY INVESTMENT LIFE INSURANCE COMPANY

SCHEDULE D - PART 4

Showing All Long-Term Bonds and Stocks SOLD, REDEEMED or Otherwise DISPOSED OF During Current Year

1	2	3	4	5	6	7	8	9	10	Change In Book/Adjusted Carrying Value					16	17	18	19	20	21
										11	12	13	14	15						
CUSIP Identification	Description	Foreign	Disposal Date	Name of Purchaser	Number of Shares of Stock	Consideration	Par Value	Actual Cost	Prior Year Book/ Adjusted Carrying Value	Unrealized Valuation Increase/ Decrease	Current Year's (Amortization)/ Accretion	Current Year's Other-Than-Temporary Impairment Recognized	Total Change in Book/ Adjusted Carrying Value (11+12-13)	Total Foreign Exchange Change in Book/ Adjusted Carrying Value	Book/ Adjusted Carrying Value at Disposal Date	Foreign Exchange Gain (Loss) on Disposal	Realized Gain (Loss) on Disposal	Total Gain (Loss) on Disposal	Bond Interest/ Stock Dividends Received During Year	Stated Contractual Maturity Date
45660L-LR-8	INDYMAC INDX MORTGAGE LOAN TRU WHOLE_CMO		12/01/2022	PAYDOWN		223,766	181,606	140,007	132,664		91,556	455	91,101		223,766				3,721	06/25/2035
45660L-S7-5	INDYMAC INDX MORTGAGE LOAN TRU SENIOR WH		12/01/2022	PAYDOWN		24,484	24,484	19,963	21,288		3,196		3,196		24,484				352	12/25/2035
45660L-WIE-5	INDYMAC INDX MORTGAGE LOAN TRU SUPSEN WH		07/21/2022	3RDPARTY		1,304,429	2,187,653	1,528,622	1,236,008		(55,658)		(55,658)		1,180,350		124,079	124,079	26,691	10/25/2036
45660L-WIE-5	INDYMAC INDX MORTGAGE LOAN TRU SUPSEN WH		06/27/2022	PAYDOWN		101,837	101,837	71,159	57,537		44,300		44,300		101,837				542	10/25/2036
45661E-CM-4	INDYMAC INDX MORTGAGE LOAN TRU SUPSEN WH		07/21/2022	3RDPARTY		2,533,985	2,732,864	2,491,552	2,494,460		6,761		6,761		2,501,220		32,764	32,764	55,121	05/25/2036
45661E-CM-4	INDYMAC INDX MORTGAGE LOAN TRU SUPSEN WH		07/01/2022	PAYDOWN		571,466	563,960	514,162	514,763		56,703		56,703		571,466				7,190	05/25/2036
45661E-GH-1	INDYMAC INDX MORTGAGE LOAN TRU SUPSEN WH		12/27/2022	PAYDOWN		54,624	54,624	46,626	51,651		2,972		2,972		54,624				667	06/25/2036
45661L-AG-3	RTGAGE LOAN TRUST INDX_06-AR27 SUPSEN WH		12/27/2022	PAYDOWN		261,596	261,596	219,007	226,798		34,799		34,799		261,596				1,395	10/25/2036
45665Q-AF-0	INFINITY PROPERTY AND CASUALTY SENIOR CO		03/25/2022	VARIOUS		8,953,120	8,800,000	8,949,758	8,817,904		(5,752)		(5,752)		8,812,153		(12,153)	(12,153)	380,453	09/19/2022
456681-AE-5	INDYMAC INDX MORTGAGE LOAN TRU SUPSEN WH		07/21/2022	3RDPARTY		4,423,344	6,324,404	4,319,890	4,199,686		(66,091)		(66,091)		4,133,595		289,749	289,749	117,589	07/25/2037
456681-AE-5	INDYMAC INDX MORTGAGE LOAN TRU SUPSEN WH		07/01/2022	PAYDOWN		606,748	604,897	413,175	401,678		205,070		205,070		606,748				4,807	07/25/2037
45866F-AQ-7	INTERCONTINENTAL EXCHANGE INC SENIOR COR		03/03/2022	3RDPARTY		10,281,194	12,285,000	11,889,481	11,890,478		1,097		1,097		11,891,575		(1,610,382)	(1,610,382)	176,085	09/15/2060
459506-AC-5	INTERNATIONAL FLAVORS & FRAGRA SENIOR CO		11/16/2022	VARIOUS		8,779,734	8,850,000	8,798,975	8,851,339		(38,099)		(38,099)		8,813,240		(33,506)	(33,506)	252,676	05/01/2023
460146-CF-8	INTERNATIONAL PAPER CO SENIOR CORP_BND		10/01/2022	CFRT - TRADING BLK REDEMPTION		11,129,720	10,000,000	9,933,075	10,997,481		(1,064,407)		(1,064,407)		9,933,075		1,196,645	1,196,645	636,722	11/15/2039
46033#-AA-8	DOVER INTERNATIONAL SPEEDWAY I CORP_BND		12/01/2022	100.0000		444,923	444,923	444,923	444,923						444,923				15,154	10/01/2034
460690-BP-4	INTERPUBLIC GROUP OF COMPANIES SENIOR CO		08/09/2022	3RDPARTY		2,284,107	2,300,000	2,298,689	2,294,475		4,676		4,676		2,299,150		(15,043)	(15,043)	91,799	10/01/2028
461070-AG-9	INTERSTATE POWER AND LIGHT CO SENIOR COR		10/01/2022	CFRT - TRADING BLK REDEMPTION		10,305,250	10,000,000	9,059,476	10,067,215		(1,007,739)		(1,007,739)		9,059,476		1,245,774	1,245,774	753,472	07/15/2039
46247#-AA-2	IOWA INTERSTATE RAILROAD LTD CORP_BND		01/28/2022	100.0000 REDEMPTION		1,000,000	1,000,000	1,000,000	1,000,000						1,000,000				22,650	01/28/2028
46433#-AA-6	ISKANDAR VENTURES LLC CORP_BND		12/15/2022	100.0000		393,677	393,677	393,677	393,677						393,677				7,197	07/15/2040
46591A-BF-1	JPMOB COMMERCIAL MORTGAGE SECU SUB SUB_C		04/26/2022	3RDPARTY		4,486,113	4,500,000	4,634,993	4,590,746		(4,401)		(4,401)		4,586,344		(100,231)	(100,231)	83,084	06/16/2051
46591F-AC-8	JP MORGAN MORTGAGE TRUST JPMIT WHOLE_CMO		12/01/2022	PAYDOWN		438,047	438,047	447,903	445,319		(7,273)		(7,273)		438,047				6,665	11/25/2049
46591K-AC-7	JP MORGAN MORTGAGE TRUST JPMIT WHOLE_CMO		12/01/2022	PAYDOWN		2,369,130	2,369,130	2,399,855	2,393,816		(24,686)		(24,686)		2,369,130				25,959	03/25/2050
46591T-AC-8	JP MORGAN MORTGAGE TRUST JPMIT WHOLE_CMO		12/01/2022	PAYDOWN		2,981,182	2,981,182	3,051,519	3,038,495		(57,313)		(57,313)		2,981,182				31,998	07/25/2050
46592X-AC-8	JP MORGAN MORTGAGE TRUST JPMIT WHOLE_CMO		12/01/2022	PAYDOWN		894,346	894,346	898,678	898,654		(4,308)		(4,308)		894,346				9,175	04/25/2052
466247-B2-8	JPM_05-S3 SENIOR WHOLE_CMO_05-S3		12/01/2022	PAYDOWN		75,677	76,504	65,507	50,391		25,298	12	25,286		75,677				1,654	01/25/2036
466247-B6-9	JP MORGAN MORTGAGE TRUST JPMIT SENIOR WH		12/01/2022	PAYDOWN		1,132	1,132	1,103	835		297		297		1,132				38	04/25/2055
466247-W8-8	JP MORGAN MORTGAGE TRUST JPMIT WHOLE_CMO		12/01/2022	PAYDOWN		204,762	204,762	188,893	187,736		17,026		17,026		204,762				4,856	10/25/2035
46627M-AV-9	J.P. MORGAN ALTERNATIVE LOAN T WHOLE_CMO		12/01/2022	PAYDOWN		271,357	271,405	226,833	224,780		46,577		46,577		271,357				4,794	12/25/2035
46627M-EJ-2	J.P. MORGAN ALTERNATIVE LOAN T SUPSEN WH		12/01/2022	PAYDOWN		77,379	78,607	62,443	43,343		34,036		34,036		77,379				1,895	03/25/2036
46627M-FU-6	J.P. MORGAN ALTERNATIVE LOAN T WHOLE_CMO		12/01/2022	PAYDOWN		279,388	289,379	262,250	264,543		14,845		14,845		279,388				7,031	03/25/2036
46627M-FV-4	J.P. MORGAN ALTERNATIVE LOAN T WHOLE_CMO		12/01/2022	PAYDOWN		546	59,848	38,413	46,311		(45,765)		(45,765)		546				1,862	03/25/2036
46628K-AA-8	JP MORGAN MORTGAGE TRUST JPMIT WHOLE_CMO		12/01/2022	PAYDOWN		184,460	179,451	161,302	152,765		31,695		31,695		184,460				2,744	05/25/2036
46628S-AG-8	JP MORGAN MORTGAGE ACQUISITION SENIOR AB		12/01/2022	PAYDOWN		54,608	54,608	30,171	19,935		34,672		34,672		54,608				548	07/25/2036
46628S-AH-6	JP MORGAN MORTGAGE ACQUISITION SENIOR AB		12/01/2022	PAYDOWN		94,198	94,198	52,986	35,101		59,098		59,098		94,198				945	07/25/2036
46628Y-BF-6	JP MORGAN MORTGAGE TRUST JPMIT SENIOR WH		10/01/2022	PAYDOWN		1	471	358	223		(221)		(221)		1				9	07/25/2036
46629A-AK-7	JP MORGAN MORTGAGE TRUST JPMIT WHOLE_CMO		11/01/2022	PAYDOWN		100,773	100,798	58,604	52,823		47,950		47,950		100,773				1,244	08/25/2036
46629A-AL-5	JP MORGAN MORTGAGE TRUST JPMIT WHOLE_CMO		10/01/2022	PAYDOWN		292,648	292,722	243,401	142,140		150,508		150,508		292,648				3,614	08/25/2036
46629Q-AE-6	JP MORGAN MORTGAGE ACQUISITION ABS_ABS		12/01/2022	PAYDOWN		416,536	416,536	317,609	244,016		172,519		172,519		416,536				5,672	11/15/2048
46630G-AW-5	JP MORGAN MORTGAGE TRUST JPMIT WHOLE_CMO		12/01/2022	PAYDOWN		99,922	99,922	88,403	97,870		2,052		2,052		99,922				1,192	07/25/2035
46630M-AE-2	JP MORGAN MORTGAGE ACQUISITION SENIOR AB		12/01/2022	PAYDOWN		125,856	125,856	87,312	65,101		60,755		60,755		125,856				1,382	01/25/2037
46635B-AN-1	JP MORGAN REREMIC JPMRR_10-7 WHOLE_CMO		12/01/2022	PAYDOWN		268,588	273,526	204,155	203,647		64,942		64,942		268,588				5,106	06/26/2040
46636D-AY-2	JP MORGAN CHASE COMMERCIAL MOR SUB SUB_C		10/01/2022	PAYDOWN		5,000,000	5,000,000	5,399,609	5,000,000						5,000,000				234,147	07/15/2046
46639E-AK-7	JP MORGAN CHASE COMMERCIAL MOR SUB SUB_C		12/01/2022	PAYDOWN		3,676,753	3,676,753	3,577,940	3,659,517		17,235		17,235		3,676,753				140,154	12/15/2047
46647P-AL-0	JPMORGANCHASE&CO SENIOR CORP_BND		01/18/2022	3RDPARTY		5,521,150	5,000,000	5,769,750	5,765,766		(1,026)		(1,026)		5,764,740		(243,590)	(243,590)	35,786	11/15/2048
46648C-AH-7	JP MORGAN MORTGAGE TRUST JPMIT WHOLE_CMO		12/01/2022	PAYDOWN		1,830,333	1,830,333	1,862,149	1,847,753		(17,420)		(17,420)		1,830,333				21,945	01/25/2047
46648H-AG-8	JP MORGAN MORTGAGE TRUST JPMIT WHOLE_CMO		12/01/2022	PAYDOWN		2,437,755	2,437,755	2,415,493	2,441,859		(4,104)		(4,104)		2,437,755				28,471	05/25/2047
46649C-AG-8	JP MORGAN MORTGAGE TRUST JPMIT WHOLE_CMO		12/01/2022	PAYDOWN		4,844,617	4,844,617	4,546,779	4,796,512		48,105		48,105		4,844,617				59,158	10/25/2048

ANNUAL STATEMENT FOR THE YEAR 2022 OF THE AMERICAN EQUITY INVESTMENT LIFE INSURANCE COMPANY

SCHEDULE D - PART 4

Showing All Long-Term Bonds and Stocks SOLD, REDEEMED or Otherwise DISPOSED OF During Current Year

1	2	3	4	5	6	7	8	9	10	Change In Book/Adjusted Carrying Value					16	17	18	19	20	21
										11	12	13	14	15						
CUSIP Identification	Description	Foreign	Disposal Date	Name of Purchaser	Number of Shares of Stock	Consideration	Par Value	Actual Cost	Prior Year Book/ Adjusted Carrying Value	Unrealized Valuation Increase/ Decrease	Current Year's (Amortization)/ Accretion	Current Year's Other-Than-Temporary Impairment Recognized	Total Change in Book/ Adjusted Carrying Value (11+12-13)	Total Foreign Exchange Change in Book/ Adjusted Carrying Value	Book/ Adjusted Carrying Value at Disposal Date	Foreign Exchange Gain (Loss) on Disposal	Realized Gain (Loss) on Disposal	Total Gain (Loss) on Disposal	Bond Interest/ Stock Dividends Received During Year	Stated Contractual Maturity Date
46649K-AA-3	JP MORGAN MORTGAGE TRUST JPMIT WHOLE_CMO		12/01/2022	PAYDOWN		80,441	80,441	81,208	81,082		(641)		(641)		80,441				869	10/25/2048
46649T-AG-1	JP MORGAN MORTGAGE TRUST JPMIT WHOLE_CMO		12/01/2022	PAYDOWN		5,825,007	5,825,007	5,921,427	5,842,322		(17,315)		(17,315)		5,825,007				66,793	09/25/2048
46649Y-AG-0	JP MORGAN MORTGAGE TRUST JPMIT SUPSEN VIH		12/01/2022	PAYDOWN		851,308	851,308	825,391	844,460		6,848		6,848		851,308				9,714	02/25/2049
46650H-AC-2	JP MORGAN MORTGAGE TRUST JPMIT SUPSEN VIH		12/01/2022	PAYDOWN		147,250	147,250	151,184	149,494		(2,244)		(2,244)		147,250				2,449	05/25/2049
46650J-AG-9	JP MORGAN MORTGAGE TRUST JPMIT SUPSEN VIH		12/01/2022	PAYDOWN		2,093,063	2,093,070	2,134,181	2,121,106		(28,043)		(28,043)		2,093,063				27,446	12/25/2048
46650M-AG-2	JP MORGAN MORTGAGE TRUST JPMIT SUPSEN VIH		12/01/2022	PAYDOWN		1,454,073	1,454,073	1,405,736	1,429,496		24,576		24,576		1,454,073				22,983	01/25/2049
46651A-AT-9	JP MORGAN MORTGAGE TRUST JPMIT WHOLE_CMO		12/01/2022	PAYDOWN		2,571,780	2,571,780	2,629,646	2,586,155		(14,376)		(14,376)		2,571,780				32,719	12/25/2049
46651B-AC-4	JP MORGAN MORTGAGE TRUST JPMIT SUPSEN VIH		12/01/2022	PAYDOWN		2,322,609	2,322,609	2,358,900	2,345,787		(23,178)		(23,178)		2,322,609				24,779	12/25/2049
46651G-AC-3	JP MORGAN MORTGAGE TRUST JPMIT WHOLE_CMO		12/01/2022	PAYDOWN		1,647,618	1,647,618	1,668,214	1,669,121		(21,503)		(21,503)		1,647,618				22,183	02/25/2050
46651G-AE-9	JP MORGAN MORTGAGE TRUST JPMIT WHOLE_CMO		12/01/2022	PAYDOWN		2,824,479	2,824,479	2,878,684	2,848,708		(24,229)		(24,229)		2,824,479				38,028	02/25/2050
46651X-AQ-5	JP MORGAN MORTGAGE TRUST JPMIT WHOLE_CMO		12/01/2022	PAYDOWN		1,913,376	1,913,376	2,001,502	1,955,246		(41,870)		(41,870)		1,913,376				18,936	06/25/2050
46651Y-AC-4	JP MORGAN MORTGAGE TRUST JPMIT WHOLE_CMO		12/01/2022	PAYDOWN		2,876,535	2,876,535	2,938,157	2,922,717		(46,182)		(46,182)		2,876,535				33,915	05/25/2050
46651Y-AH-3	JP MORGAN MORTGAGE TRUST JPMIT WHOLE_CMO		12/01/2022	PAYDOWN		3,037,925	3,037,925	3,121,668	3,064,502		(26,577)		(26,577)		3,037,925				35,818	05/25/2050
46654C-AE-5	JP MORGAN MORTGAGE TRUST JPMIT WHOLE_CMO		12/01/2022	PAYDOWN		708,599	708,599	714,024	713,997		(5,399)		(5,399)		708,599				7,732	02/26/2052
46654T-AC-2	JP MORGAN MORTGAGE TRUST JPMIT WHOLE_CMO		12/25/2022	PAYDOWN		2,350,295	2,350,295	2,348,092	2,348,091		2,204		2,204		2,350,295				23,531	06/25/2052
46658#-AA-2	JLL CTL PT TR CITY OF DALLAS SECURED CO		12/15/2022	REDEMPTION		114,337	114,337	117,339	117,023		(2,685)		(2,685)		114,337				2,355	12/15/2045
46817M-AM-9	JACKSON FINANCIAL INC SENIOR CORP_BND 14		09/22/2022	TAX FREE EXCHANGE		19,799,359	20,000,000	19,796,400	19,796,773		2,586		2,586		19,799,359				664,444	11/23/2051
469814-A#-4	JACOBS ENGINEERING GROUP INC CORP_BND		10/07/2022	REDEMPTION		17,000,000	17,000,000	17,000,000	17,000,000						17,000,000				702,232	05/08/2030
469814-A#-6	JACOBS ENGINEERING GROUP INC CORP_BND		10/07/2022	REDEMPTION		25,000,000	25,000,000	24,750,000	24,820,696		179,304		179,304		25,000,000				1,009,847	05/08/2028
47232X-AA-6	JEFFRIES MILITARY HOUSING TRUS LCF MUNIT		12/10/2022	PAYDOWN		134,296	134,296	142,307	141,788		(7,491)		(7,491)		134,296				5,137	06/10/2055
47232X-AA-6	JEFFRIES MILITARY HOUSING TRUS LCF MUNIT		01/10/2022	REDEMPTION		6,112	6,112	6,748	6,701		(589)		(589)		6,112				34	06/10/2055
478045-AA-5	JOHN SEVIER COMBINED CYCLE GEN SECURED C		07/15/2022	VARIOUS		791,392	791,392	811,286	805,886		(14,494)		(14,494)		791,392				27,562	01/15/2042
478160-AL-8	JOHNSON & JOHNSON SENIOR CORP_BND		10/17/2022	VARIOUS		24,439,058	24,450,000	24,214,963	26,046,834		(1,796,223)		(1,796,223)		24,250,611		188,447		1,110,079	05/15/2033
478160-AT-1	JOHNSON & JOHNSON SENIOR CORP_BND		10/12/2022	VARIOUS		20,009,274	18,426,597	18,426,597	20,174,917		(1,820,343)		(1,820,343)		18,354,574		1,654,700		1,314,461	07/15/2038
478160-BA-1	JOHNSON & JOHNSON SENIOR CORP_BND		10/01/2022	CFRT - TRADING BLK		1,211,616	1,250,000	1,083,669	1,224,077		(140,408)		(140,408)		1,083,669		127,947		52,879	05/15/2041
478160-BV-5	JOHNSON & JOHNSON SENIOR CORP_BND		07/26/2022	3RDPARTY		1,835,172	1,900,000	1,887,384	1,888,878		165		165		1,889,043		(53,871)		63,856	03/01/2046
478160-CF-9	JOHNSON & JOHNSON SENIOR CORP_BND		02/18/2022	3RDPARTY		3,190,680	3,000,000	2,992,380	2,993,751		45		45		2,993,795		196,885		51,354	03/03/2037
478165-AB-9	SC JOHNSON & SON INC SENIOR CORP_BND 144		09/09/2022	3RDPARTY		22,018,400	20,000,000	20,990,000	20,451,103		(43,324)		(43,324)		20,407,780		1,610,620		1,455,000	02/15/2028
48239#-AE-0	KBCM CTL PASS-THRU TR CORP_BND		12/15/2022	REDEMPTION		283,552	283,552	283,552	283,552						283,552				9,799	10/15/2032
48239#-AG-5	KBCM CTL PASS-THRU TR CORP_BND		12/15/2022	REDEMPTION		86,483	86,483	86,483	86,483						86,483				4,032	06/15/2034
48239#-AK-6	KBCM CTL PASS-THRU TR CORP_BND		12/10/2022	REDEMPTION		148,913	148,913	148,913	148,913						148,913				6,852	03/10/2034
482480-AE-0	KLA CORP SENIOR CORP_BND		11/16/2022	3RDPARTY		4,019,751	4,030,000	3,895,434	4,050,862		(147,439)		(147,439)		3,903,423		116,328		195,724	11/01/2024
482480-AE-0	KLA CORP SENIOR CORP_BND		07/05/2022	VARIOUS		11,002,749	10,651,000	10,680,708	10,659,931		(1,759)		(1,759)		10,658,172		(7,172)		599,385	11/01/2024
482480-AF-7	KLA CORP SENIOR CORP_BND		10/01/2022	CFRT - TRADING BLK		504,303	500,000	456,867	499,098		(42,231)		(42,231)		456,867		47,435		25,739	11/01/2034
482490-AA-9	KKR GROUP FINANCE CO I I LLC SENIOR CORP		12/09/2022	3RDPARTY		1,252,394	1,300,000	1,285,128	1,287,365		310		310		1,287,675		(35,281)		97,717	02/01/2043
485134-BM-1	EVERGY METRO INC SENIOR CORP_BND		12/09/2022	3RDPARTY		1,550,047	1,550,000	1,540,049	1,541,927		226		226		1,542,153		7,894		98,580	10/01/2041
485134-BN-9	EVERGY METRO INC SENIOR CORP_BND		06/21/2022	3RDPARTY		9,976,600	10,000,000	9,990,600	9,998,707		507		507		9,999,214		(22,614)		243,250	03/15/2023
485170-AV-6	KANSAS CITY SOUTHERN SENIOR CORP_BND		11/15/2022	3RDPARTY		13,546,971	13,700,000	13,498,161	13,647,299		(108,713)		(108,713)		13,538,586		8,385		412,142	03/15/2023
487836-BL-1	KELLOGG COMPANY SENIOR CORP_BND		11/16/2022	3RDPARTY		11,127,687	11,200,000	10,308,444	11,072,303		95,647		95,647		11,167,950		(40,263)		373,022	03/01/2023
49271V-AF-7	KEURIG DR PEPPER INC SENIOR CORP_BND		11/23/2022	3RDPARTY		3,935,485	4,000,000	4,000,000	4,000,000						4,000,000		(64,515)		182,858	05/25/2028
494368-BG-7	KIMBERLY-CLARK CORPORATION SENIOR CORP_B		10/01/2022	CFRT - TRADING BLK		8,818,362	9,000,000	7,935,808	8,937,938		(1,002,130)		(1,002,130)		7,935,808		882,554		514,100	03/01/2041
494550-BD-7	KINDER MORGAN ENERGY PARTNERS SENIOR COR		12/09/2022	3RDPARTY		1,696,352	1,600,000	1,627,536	1,621,862		(662)		(662)		1,621,200		75,152		133,467	09/01/2039
500255-AN-4	KOHL'S CORP SENIOR CORP_BND		12/08/2022	VARIOUS		7,325,183	8,379,000	7,639,360	8,433,248		(1,734)		(803,829)		7,629,419		(304,236)		547,539	01/15/2033
500274-AJ-4	BAYVIEW OPPORTUNITY MASTER FUN SUB ABS A		05/31/2022	PAYDOWN		1,029,100	1,029,100	1,017,716	1,023,035		6,065		6,065		1,029,100				18,615	11/28/2053

ANNUAL STATEMENT FOR THE YEAR 2022 OF THE AMERICAN EQUITY INVESTMENT LIFE INSURANCE COMPANY

SCHEDULE D - PART 4

Showing All Long-Term Bonds and Stocks SOLD, REDEEMED or Otherwise DISPOSED OF During Current Year

1	2	3	4	5	6	7	8	9	10	Change In Book/Adjusted Carrying Value					16	17	18	19	20	21
										11	12	13	14	15						
CUSIP Identification	Description	Foreign	Disposal Date	Name of Purchaser	Number of Shares of Stock	Consideration	Par Value	Actual Cost	Prior Year Book/ Adjusted Carrying Value	Unrealized Valuation Increase/ Decrease	Current Year's (Amortization)/ Accretion	Current Year's Other-Than-Temporary Impairment Recognized	Total Change in Book/ Adjusted Carrying Value (11+12-13)	Total Foreign Exchange Change in Book/ Adjusted Carrying Value	Book/ Adjusted Carrying Value at Disposal Date	Foreign Exchange Gain (Loss) on Disposal	Realized Gain (Loss) on Disposal	Total Gain (Loss) on Disposal	Bond Interest/ Stock Dividends Received During Year	Stated Contractual Maturity Date
500274-AM-7	BAYVIEW OPPORTUNITY MASTER FUN SUB WHOLE		05/31/2022	PAYDOWN		1,000,000	1,000,000	968,884	980,530		19,470		19,470		1,000,000				21,542	11/28/2053
501044-DC-2	KROGER CO SENIOR CORP_BND		11/14/2022	3RDPARTY		4,750,600	5,000,000	4,988,150	4,994,710		1,072		1,072		4,995,781		(245,181)	(245,181)	226,042	02/01/2026
501550-AG-5	KYNDRYL HOLDINGS INC SENIOR CORP_BND 144		09/19/2022	TAX FREE EXCHANGE		12,014,002	12,000,000	12,014,002	12,014,330		(329)		(329)		12,014,002				467,400	10/15/2041
50200L-AA-4	LCM LTD PARTNERSHIP LCM_27A MEZZANIN ABS		11/01/2022	3RDPARTY REDEMPTION		3,585,500	5,000,000	5,000,000	5,000,000						5,000,000		(1,414,500)	(1,414,500)	358,376	07/16/2031
502438-AA-8	CLARK QNTY NV LAS VEGAS CONV C CORP_BND		12/15/2022	100.0000		1,085,965	1,085,965	1,085,965	1,085,965						1,085,965				77,684	12/15/2039
505588-BJ-1	SPIRE MISSOURI INC SECURED CORP_BND		06/23/2022	3RDPARTY REDEMPTION		4,985,800	5,000,000	5,113,000	5,021,754		(7,586)		(7,586)		5,014,168		(28,368)	(28,368)	147,333	08/15/2023
50987*-AA-0	LAKE HEALTH 2016 CTL PT TR CORP_BND		12/15/2022	100.0000		191,620	191,620	191,620	191,620						191,620				3,966	11/15/2035
521865-AZ-8	LEAR CORPORATION SENIOR CORP_BND		03/09/2022	3RDPARTY		6,145,622	5,800,000	7,163,754	7,157,756		(5,667)		(5,667)		7,152,089		(1,006,467)	(1,006,467)	98,117	05/15/2049
524901-AR-6	LEGG MASON INC SENIOR CORP_BND		09/26/2022	3RDPARTY		4,818,000	5,000,000	5,007,750	5,006,898		(121)		(121)		5,006,777		(188,777)	(188,777)	338,281	01/15/2044
524901-AT-2	LEGG MASON INC SENIOR CORP_BND		11/16/2022	3RDPARTY		8,652,765	8,853,000	8,570,358	8,856,529		(266,616)		(266,616)		8,589,913		62,852	62,852	468,201	07/15/2024
52521R-AD-3	LEHMAN MORTGAGE TRUST LMT_07-5 SENIOR WH		12/01/2022	PAYDOWN		502,073	464,715	360,703	376,966		125,107		125,107		502,073				20,464	06/25/2037
526057-BW-3	LENNAR CORPORATION SENIOR CORP_BND		05/04/2022	3RDPARTY		5,084,650	5,000,000	5,313,350	5,303,090		(61,184)		(61,184)		5,241,906		(157,256)	(157,256)	95,469	12/15/2023
53079E-AW-4	LIBERTY MUTUAL GROUP INC SENIOR CORP_BND		05/01/2022	VARIOUS		5,000,000	5,000,000	4,984,450	4,999,350		650		650		5,000,000				123,750	05/01/2022
532457-AZ-1	ELI LILLY AND COMPANY SENIOR CORP_BND		11/16/2022	3RDPARTY		10,441,700	10,000,000	9,946,476	10,624,142		(676,186)		(676,186)		9,947,956		493,744	493,744	646,250	03/15/2027
532457-BA-5	ELI LILLY AND COMPANY SENIOR CORP_BND		12/09/2022	VARIOUS		9,632,184	9,000,000	8,672,389	9,456,981		(812,533)		(812,533)		8,644,449		987,735	987,735	533,756	03/15/2037
532457-BC-1	ELI LILLY AND COMPANY SENIOR CORP_BND		10/01/2022	VARIOUS		3,193,586	3,000,000	2,919,677	2,977,815		(51,569)		(51,569)		2,926,246		267,340	267,340	155,278	11/15/2037
539830-AR-0	LOCKHEED MARTIN CORPORATION SENIOR CORP		10/01/2022	VARIOUS		5,731,459	5,430,000	5,149,896	5,470,217		(326,587)		(326,587)		5,143,630		587,829	587,829	360,286	09/01/2036
539830-AW-9	LOCKHEED MARTIN CORPORATION SENIOR CORP		08/15/2022	VARIOUS		12,765,353	11,167,000	12,387,917	12,128,027		(20,428)		(20,428)		12,107,599		657,753	657,753	454,224	06/01/2040
539830-BB-4	LOCKHEED MARTIN CORPORATION SENIOR CORP		10/12/2022	3RDPARTY		543,797	650,000	634,888	637,322		303		303		637,625		(93,829)	(93,829)	21,972	12/15/2042
539830-BC-2	LOCKHEED MARTIN CORPORATION SENIOR CORP		12/09/2022	3RDPARTY		4,535,950	5,000,000	4,956,900	4,968,349		1,813		1,813		4,970,162		(434,212)	(434,212)	231,000	03/01/2035
539830-BK-4	LOCKHEED MARTIN CORPORATION SENIOR CORP		12/09/2022	VARIOUS		9,308,849	9,000,000	8,831,160	8,866,103		4,473		4,473		8,870,576		438,273	438,273	322,675	05/15/2036
540424-AP-3	LOEWS CORPORATION SENIOR CORP_BND		10/01/2022	CFRT - TRADING BLK REDEMPTION		8,134,528	8,000,000	7,134,449	7,824,431		(689,982)		(689,982)		7,134,449		1,000,079	1,000,079	557,334	02/01/2035
543064-AA-7	LST II SECURED CORP_BND		10/31/2022	100.0000 REDEMPTION		2,111,781	2,111,781	2,111,781	2,111,781						2,111,781				75,097	10/31/2033
54336#-AA-6	LONGWOOD PARTNERS LTD CORP_BND		12/30/2022	100.0000 REDEMPTION		7,447	7,447	7,447	7,447						7,447				247	06/30/2051
543368-AA-8	LONGWOOD ENERGY PARTNERS HOLDI CORP_BND		07/15/2022	100.0000		164,200	164,200	164,200	164,200						164,200				2,114	06/30/2034
548661-AK-3	LOWES COMPANIES INC SENIOR CORP_BND		10/01/2022	CFRT - TRADING BLK		9,188,818	8,700,000	8,148,393	8,597,441		(449,048)		(449,048)		8,148,393		1,040,425	1,040,425	587,492	03/15/2029
548661-CJ-4	LOWES COMPANIES INC SENIOR CORP_BND		12/09/2022	VARIOUS		6,847,546	6,385,000	6,743,099	6,630,624		(3,839)		(3,839)		6,626,785		220,761	220,761	314,977	10/15/2035
55282G-AA-5	MESSAGE ENVY FRANCHISING LLC M SENIOR AB		10/31/2022	PAYDOWN		320,000	320,000	320,000	320,000						320,000				12,882	07/30/2049
55283L-AA-3	MAPS LTD MAPSL_19-1A SENIOR ABS_ABS_19-		12/15/2022	PAYDOWN		146,963	146,963	116,100	122,935		24,028		24,028		146,963				1,807	03/15/2044
55336V-AJ-9	MPLX LP SENIOR CORP_BND		11/23/2022	3RDPARTY		1,968,015	2,000,000	2,053,761	2,022,731		(6,413)		(6,413)		2,016,318		(48,303)	(48,303)	95,333	06/01/2025
55336V-BN-9	MPLX LP SENIOR CORP_BND		11/17/2022	3RDPARTY		22,618,560	24,000,000	23,937,232	23,948,870		6,607		6,607		23,955,477		(1,336,917)	(1,336,917)	991,667	12/01/2027
55352N-AJ-6	MSCG TRUST MSCCG_15-ALDR SUB_CMBS_15-AL		04/06/2022	VARIOUS		10,756,438	11,800,000	11,803,586	11,796,930		(233)		(233)		11,796,698		(1,040,260)	(1,040,260)	145,247	06/07/2035
55352N-AL-1	MSCG TRUST MSCCG_15-ALDR SUB_CMBS_15-AL		04/06/2022	3RDPARTY		13,066,219	15,100,000	12,031,378	13,660,834		93,645		1,723,101		12,031,378		1,034,841	1,034,841	185,866	06/07/2035
55352N-AN-7	MSCG TRUST MSCCG_15-ALDR SUB_CMBS_15-AL		04/06/2022	3RDPARTY		2,496,563	3,000,000	2,310,960	2,465,587		33,144		(154,627)		2,310,960		185,603	185,603	36,927	06/07/2035
55616X-AH-0	MACYS RETAIL HOLDINGS LLC SENIOR CORP_BN		04/01/2022	CALL 100.9336		3,481,202	3,449,000	3,292,726	3,428,679		4,464		4,464		3,433,143		15,857	15,857	94,451	02/15/2024
55820E-AA-9	MDPX 18-29A MEZZANIN ABS_ABS_18-29A 144		08/18/2022	3RDPARTY		5,595,600	6,000,000	6,000,000	6,000,000						6,000,000		(404,400)	(404,400)	329,917	10/18/2030
559080-AC-0	MAGELLAN MIDSTREAM PARTNERS LP SENIOR CO		12/09/2022	3RDPARTY		2,842,978	2,750,000	2,759,898	2,757,353		(281)		(281)		2,757,072		85,905	85,905	196,533	05/01/2037
573284-AJ-5	MARTIN MARIETTA MATERIALS INC SENIOR COR		12/09/2022	3RDPARTY		1,192,412	1,150,000	1,168,151	1,163,714		(535)		(535)		1,163,179		29,233	29,233	80,260	05/01/2037
573284-AQ-9	MARTIN MARIETTA MATERIALS INC SENIOR COR		11/18/2022	3RDPARTY		8,367,390	9,000,000	8,981,820	8,989,444		1,605		1,605		8,991,049		(623,659)	(623,659)	302,738	06/01/2027
575718-AE-1	MASSACHUSETTS INSTITUTE OF TEC SENIOR CO		12/09/2022	3RDPARTY		1,508,592	1,600,000	1,600,000	1,600,000						1,600,000		(91,408)	(91,408)	91,849	07/01/2038
576360-AB-0	MASTERCARD INC SENIOR CORP_BND		06/23/2022	3RDPARTY		9,511,020	9,500,000	9,541,515	9,511,025		(2,328)		(2,328)		9,508,697		2,323	2,323	236,906	04/01/2024
576434-V9-2	MASTR ALTERNATIVE LOANS TRUST SUSPEN WHO		12/01/2022	PAYDOWN		230,040	233,170	200,582	180,973		49,067		49,067		230,040				6,581	12/25/2035
57772K-AD-3	MAXIM INTEGRATED PRODUCTS INC SENIOR COR		09/21/2022	TAXABLE EXCHANGE		25,052,560	25,000,000	25,054,200	25,039,557		(5,426)		(5,426)		25,034,130		18,429	18,429	699,583	06/15/2027
579780-AJ-6	MCCORMICK & COMPANY INCORPORAT SENIOR CO		11/16/2022	3RDPARTY		5,421,905	5,500,000	5,452,590	5,490,920		4,718		4,718		5,495,638		(73,733)	(73,733)	233,193	09/01/2023
58013M-EF-7	MCDONALDS CORPORATION SENIOR CORP_BND		12/09/2022	VARIOUS		22,088,473	18,673,000	21,963,536	21,132,240		(66,624)		(66,624)		21,065,616		1,022,857	1,022,857	1,179,370	03/01/2038

ANNUAL STATEMENT FOR THE YEAR 2022 OF THE AMERICAN EQUITY INVESTMENT LIFE INSURANCE COMPANY

SCHEDULE D - PART 4

Showing All Long-Term Bonds and Stocks SOLD, REDEEMED or Otherwise DISPOSED OF During Current Year

1	2	3	4	5	6	7	8	9	10	Change In Book/Adjusted Carrying Value					16	17	18	19	20	21
										11	12	13	14	15						
CUSIP Identi- fication	Description	For- eign	Disposal Date	Name of Purchaser	Number of Shares of Stock	Con- sideration	Par Value	Actual Cost	Prior Year Book/ Adjusted Carrying Value	Unrealized Valuation Increase/ Decrease	Current Year's (Amor- tization)/ Accretion	Current Year's Other- Than- Temporary Impairment Recognized	Total Change in Book/ Adjusted Carrying Value (11+12-13)	Total Foreign Exchange Change in Book/ Adjusted Carrying Value	Book/ Adjusted Carrying Value at Disposal Date	Foreign Exchange Gain (Loss) on Disposal	Realized Gain (Loss) on Disposal	Total Gain (Loss) on Disposal	Bond Interest/ Stock Dividends Received During Year	Stated Con- tractual Maturity Date
58013M-EK-6	.. MCDONALDS CORPORATION SENIOR CORP_BND08/16/2022	3RDPARTY19,110,237	..18,610,000	..18,492,130	..18,527,131		..1,319		..1,319		..18,528,449		..581,787	..581,787	..990,401	..07/15/2040
581557-AZ-8	.. MCKESSON CORP SENIOR CORP_BND06/21/2022	3RDPARTY3,681,536	..3,685,000	..3,593,870	..3,674,668		..5,129		..5,129		..3,679,797		..1,739	..1,739	..51,959	..12/15/2022
581557-AZ-8	.. MCKESSON CORP SENIOR CORP_BND12/15/2022	MATURITY350,000	..350,000	..341,345	..349,019		..981		..981		..350,000				..9,450	..12/15/2022
581557-BJ-3	.. MCKESSON CORP SENIOR CORP_BND11/17/2022	3RDPARTY8,462,790	..9,000,000	..8,997,750	..8,998,519		..194		..194		..8,998,713		..(535,923)	..(535,923)	..449,313	..02/16/2028
581550-AE-3	.. MCKESSON CORP SENIOR CORP_BND12/09/2022	3RDPARTY2,318,448	..2,200,000	..2,542,320	..2,481,922		..(9,000)		..(9,000)		..2,472,922		..(154,474)	..(154,474)	..169,400	..03/01/2041
582839-AF-3	.. MEAD JOHNSON NUTRITION CO SENIOR CORP_BN10/01/2022	CFRT - TRADING BLK5,156,966	..5,020,000	..5,567,381	..5,442,932		..(11,106)		..(11,106)		..5,431,825		..(274,859)	..(274,859)	..269,853	..11/01/2039
585055-AQ-9	.. MEDTRONIC INC SENIOR CORP_BND10/01/2022	CFRT - TRADING BLK3,157,271	..2,770,000	..2,513,153	..2,829,732		..(316,578)		..(316,578)		..2,513,153		..644,118	..644,118	..187,052	..03/15/2039
589331-AM-9	.. MERCK & CO INC SENIOR CORP_BND10/01/2022	CFRT - TRADING BLK5,830,915	..5,465,000	..5,303,214	..5,871,211		..(567,997)		..(567,997)		..5,303,214		..527,700	..527,700	..274,085	..11/15/2036
58933Y-AV-7	.. MERCK & CO INC SENIOR CORP_BND12/09/2022	3RDPARTY3,259,291	..3,550,000	..3,513,009	..3,516,633		..1,315		..1,315		..3,517,948		..(258,657)	..(258,657)	..175,370	..03/07/2039
590214-AC-6	.. MERRILL LYNCH MORTGAGE INVESTO WHOLE_CMO12/01/2022	PAYDOWN78,664	..78,665	..68,439	..64,959		..13,704		..13,704		..78,664					..07/25/2036
59156R-AM-0	.. METLIFE INC SENIOR CORP_BND10/01/2022	CFRT - TRADING BLK14,164,892	..14,000,000	..12,972,423	..14,253,080		..(1,280,657)		..(1,280,657)		..12,972,423		..1,192,469	..1,192,469	..629,534	..06/15/2035
594918-AD-6	.. MICROSOFT CORPORATION SENIOR CORP_BND10/01/2022	VARIOUS10,464,744	..10,000,000	..9,279,086	..10,222,521		..(953,152)		..(953,152)		..9,269,369		..1,195,375	..1,195,375	..430,069	..06/01/2039
594918-AJ-3	.. MICROSOFT CORPORATION SENIOR CORP_BND10/01/2022	CFRT - TRADING BLK14,601,065	..15,300,000	..12,693,163	..14,376,095		..(1,682,932)		..(1,682,932)		..12,693,163		..1,907,903	..1,907,903	..729,675	..10/01/2040
594918-AM-6	.. MICROSOFT CORPORATION SENIOR CORP_BND10/01/2022	CFRT - TRADING BLK4,907,895	..4,700,000	..4,292,490	..4,872,198		..(579,709)		..(579,709)		..4,292,490		..615,405	..615,405	..284,389	..02/08/2041
594918-AT-1	.. MICROSOFT CORPORATION SENIOR CORP_BND11/15/2022	3RDPARTY17,282,306	..17,450,000	..17,119,695	..17,180,787		..9,401		..9,401		..17,190,188		..92,117	..92,117	..431,706	..05/01/2023
594918-BC-7	.. MICROSOFT CORPORATION SENIOR CORP_BND07/26/2022	3RDPARTY1,291,446	..1,300,000	..1,285,050	..1,289,055		..380		..380		..1,289,435		..2,011	..2,011	..43,731	..02/12/2035
594918-CB-8	.. MICROSOFT CORPORATION SENIOR CORP_BND12/07/2022	3RDPARTY4,593,515	..4,500,000	..4,486,725	..4,487,379		..142		..142		..4,487,521		..105,994	..105,994	..271,250	..02/06/2057
59524E-AB-8	.. MID-ATLANTIC FAMILY MILITARY C SENIOR MU08/01/2022	VARIOUS272,572	..272,572	..255,223	..259,241		..13,331		..13,331		..272,572				..10,426	..08/01/2050
595620-AE-5	.. MIDAMERICAN ENERGY COMPANY SECURED CORP12/09/2022	VARIOUS3,524,657	..3,400,000	..3,388,877	..3,416,116		..(30,933)		..(30,933)		..3,385,182		..139,475	..139,475	..198,806	..11/01/2035
59562V-AR-8	.. BERKSHIRE HATHAWAY ENERGY CO SENIOR CORP10/01/2022	CFRT - TRADING BLK REDEMPTION3,509,003	..3,390,000	..3,009,812	..3,338,303		..(328,491)		..(328,491)		..3,009,812		..499,191	..499,191	..228,919	..09/15/2037
59748T-AA-7	.. MIDLAND COGENERATION VENTURE L SECURED C09/15/2022	100.00001,040,000	..1,040,000	..1,040,000	..1,040,000						..1,040,000				..46,800	..03/15/2025
59802M-AG-2	.. MIDOCEAN CREDIT CLO MIDO_18-9A SUB ABS_A08/17/2022	3RDPARTY8,369,458	..8,920,000	..8,920,000	..8,920,000						..8,920,000		..(550,542)	..(550,542)	..202,920	..07/20/2031
59802M-AJ-6	.. MIDOCEAN CREDIT CLO MIDO_18-9A SUB ABS_A09/15/2022	3RDPARTY REDEMPTION875,900	..1,000,000	..1,000,000	..1,000,000						..1,000,000		..(124,100)	..(124,100)	..38,866	..07/20/2031
60040#-AA-0	.. MILLENNIUM PIPELINE COMPANY LL SENIOR CO12/30/2022	100.0000348,135	..348,135	..348,135	..348,135						..348,135				..13,917	..06/30/2027
608190-AJ-3	.. MOHAWK INDUSTRIES INC SENIOR CORP_BND08/03/2022	3RDPARTY11,006,160	..11,000,000	..10,996,370	..10,999,538		..251		..251		..10,999,789		..6,371	..6,371	..428,206	..02/01/2023
608190-AJ-3	.. MOHAWK INDUSTRIES INC SENIOR CORP_BND11/01/2022	CALL 100.00004,000,000	..4,000,000	..3,998,680	..3,999,832		..129		..129		..3,999,961		..39	..39	..192,500	..02/01/2023
615369-AE-5	.. MOODYS CORPORATION SENIOR CORP_BND07/07/2022	3RDPARTY3,038,610	..3,000,000	..3,049,890	..3,044,544		..(565)		..(565)		..3,043,979		..(5,369)	..(5,369)	..155,750	..07/15/2044
61690F-AQ-6	.. MORGAN STANLEY BAML TRUST MSBA SUB SUB_C08/24/2022	3RDPARTY2,891,900	..3,050,000	..3,141,247	..3,083,657		..(6,379)		..(6,379)		..3,077,278		..(185,378)	..(185,378)	..87,179	..04/17/2048
61690K-AK-8	.. MORGAN STANLEY BAML TRUST MSBA SUB SUB_C09/29/2022	3RDPARTY10,881,788	..11,820,000	..11,786,537	..11,793,954		..1,378		..1,378		..11,795,333		..(913,545)	..(913,545)	..410,984	..02/15/2046
61691G-AX-8	.. MORGAN STANLEY BAML TRUST MSBA SUB SUB_C09/29/2022	3RDPARTY9,385,527	..11,500,000	..11,267,540	..11,347,569		..16,093		..16,093		..11,363,662		..(1,978,135)	..(1,978,135)	..418,087	..12/15/2049
61691Q-AJ-7	.. MORGAN STANLEY CAPITAL I TRUST SUB SUB_C04/29/2022	3RDPARTY5,000,195	..5,000,000	..5,149,543	..5,122,023		..(9,877)		..(9,877)		..5,112,146		..(111,951)	..(111,951)	..100,325	..10/17/2051
617446-7X-1	.. MORGAN STANLEY SUB CORP_BND06/17/2022	3RDPARTY2,029,760	..2,000,000	..2,236,780	..2,233,404		..(27,375)		..(27,375)		..2,206,028		..(176,268)	..(176,268)	..57,500	..11/24/2025
61748J-AE-7	.. MORGAN STANLEY MORTGAGE LOAN T WHOLE_CMO12/27/2022	PAYDOWN320,329	..320,329	..170,775	..102,907		..217,422		..217,422		..320,329				..1,313	..08/25/2036
61749W-AH-0	.. MORGAN STANLEY MORTGAGE LOAN T SENIOR VH12/01/2022	PAYDOWN279,905	..279,905	..73,515	..204,499		..350		..204,499		..279,905				..1,464	..08/25/2036
61752R-AH-5	.. MORGAN STANLEY MORTGAGE LOAN T ABS_ABS12/01/2022	PAYDOWN144,328	..144,328	..88,131	..62,189		..82,139		..82,139		..144,328				..1,136	..01/25/2047
61752R-AJ-1	.. MORGAN STANLEY MORTGAGE LOAN T SENIOR AB07/21/2022	3RDPARTY1,464,222	..3,445,095	..1,990,335	..1,520,337		..(93,485)		..(93,485)		..1,426,852		..37,370	..37,370	..51,493	..01/25/2047
61752R-AJ-1	.. MORGAN STANLEY MORTGAGE LOAN T SENIOR AB07/01/2022	PAYDOWN171,782	..171,782	..99,244	..95,974				..95,974		..171,782				..1,138	..01/25/2047
61754H-AD-4	.. MORGAN STANLEY MORTGAGE LOAN T SENIOR VH12/27/2022	PAYDOWN247,110	..247,110	..126,307	..83,620		..163,491		..163,491		..247,110				..973	..04/25/2037
61755G-AS-2	.. MORGAN STANLEY MORTGAGE LOAN T SUPSEN VH10/01/2022	PAYDOWN164,623	..148,035	..92,536	..81,130		..83,493		..83,493		..164,623				..4,516	..08/25/2037
61755G-AS-2	.. MORGAN STANLEY MORTGAGE LOAN T SUPSEN VH12/02/2022	SECURITY WITHDRAW1	..1	..1	..1											..08/25/2037
61758V-AR-8	.. MORGAN STANLEY REREMIC TRUST M SUB WHOLE12/25/2022	PAYDOWN187,483	..196,680	..150,337	..141,358		..46,125		..46,125		..187,483				..1,233	..05/26/2036
61759F-AJ-0	.. MORGAN STANLEY REREMIC TRUST M WHOLE_CMO12/25/2022	PAYDOWN192,006	..242,049	..169,132	..189,007		..2,999		..2,999		..192,006				..3,006	..07/26/2036
61759H-BA-4	.. MORGAN STANLEY REREMIC TRUST M WHOLE_CMO12/25/2022	PAYDOWN267,957	..324,377	..235,784	..252,270		..15,687		..15,687		..267,957				..3,825	..06/26/2036
61761D-AF-9	.. MORGAN STANLEY BAML TRUST MSBA SUB SUB_C12/01/2022	PAYDOWN9,333,194	..9,333,194	..9,612,683	..9,343,414		..(10,220)		..(10,220)		..9,333,194				..329,199	..11/15/2045
61761D-AH-5	.. MORGAN STANLEY BAML TRUST MSBA SUB SUB_C09/29/2022	3RDPARTY7,612,500	..8,000,000	..8,450,000	..8,070,038		..(53,988)		..(53,988)		..8,016,050		..(403,550)	..(403,550)	..274,176	..11/15/2045
61762D-AG-6	.. MORGAN STANLEY BAML TRUST MSBA SUB SUB_C09/29/2022	3RDPARTY1,124,241	..1,275,000	..1,221,809	..1,259,308		..6,144		..6,144		..1,265,452		..(141,211)	..(141,211)	..44,504	..05/15/2046
61762M-BX-8	.. MORGAN STANLEY BAML TRUST MSBA SENIOR SE12/01/2022	PAYDOWN5,349,314	..304,007		..(304,007)		..(304,007)						..360,183	..07/15/2046

ANNUAL STATEMENT FOR THE YEAR 2022 OF THE AMERICAN EQUITY INVESTMENT LIFE INSURANCE COMPANY

SCHEDULE D - PART 4

Showing All Long-Term Bonds and Stocks SOLD, REDEEMED or Otherwise DISPOSED OF During Current Year

1	2	3	4	5	6	7	8	9	10	Change In Book/Adjusted Carrying Value					16	17	18	19	20	21
										11	12	13	14	15						
CUSIP Identi- fication	Description	For- eign	Disposal Date	Name of Purchaser	Number of Shares of Stock	Con- sideration	Par Value	Actual Cost	Prior Year Book/ Adjusted Carrying Value	Unrealized Valuation Increase/ Decrease	Current Year's (Amor- tization)/ Accretion	Current Year's Other- Than- Temporary Impairment Recognized	Total Change in Book/ Adjusted Carrying Value (11+12-13)	Total Foreign Exchange Change in Book/ Adjusted Carrying Value	Book/ Adjusted Carrying Value at Disposal Date	Foreign Exchange Gain (Loss) on Disposal	Realized Gain (Loss) on Disposal	Total Gain (Loss) on Disposal	Bond Interest/ Stock Dividends Received During Year	Stated Con- tractual Maturity Date
61764W--AD-9	MORGAN STANLEY REREMIC TRUST M WHOLE_CMO		12/01/2022	PAYDOWN		177,242	177,242	136,033	147,465		29,777		29,777		177,242				2,108	11/20/2036
61765Y--AC-6	MSCI_16-PSQ SUB_CMS_16-PSQ 144A		04/05/2022	3RDPARTY		1,425,000	1,500,000	1,470,680	1,485,951		795		795		1,486,746		(61,746)	(61,746)	20,278	12/10/2047
61767C--BA-5	MORGAN STANLEY BAML TRUST MSBA SUB SUB_C		09/29/2022	3RDPARTY		5,393,675	6,272,000	6,414,493	6,355,872		(11,024)		(11,024)		6,344,848		(951,173)	(951,173)	239,820	05/15/2050
617734--A#-5	MORONGO BAND OF MISSION INDIAN CORP_BND		10/24/2022	100.0000		252,344	252,344	252,344	252,344						252,344				14,257	10/24/2033
62432L--AG-6	MOUNTAIN VIEW CLO LLC MVEW_17 MEZZANIN A		08/23/2022	3RDPARTY		891,500	1,000,000	893,132	1,000,000			106,869	(106,869)		893,132		(1,632)	(1,632)	33,228	01/16/2031
62854A--AN-4	UTAH ACQUISITION SUB_INC SENIOR CORP_BND		06/17/2022	3RDPARTY		5,606,542	5,800,000	6,234,602	6,229,062		(36,143)		(36,143)		6,192,919		(586,377)	(586,377)	94,339	06/15/2026
629377--CK-6	NRG ENERGY INC SECURED CORP_BND 144A		10/11/2022	3RDPARTY		960,220	1,000,000	1,044,310	1,043,269		(14,030)		(14,030)		1,029,240		(69,020)	(69,020)	30,938	06/15/2024
62944T--AE-5	NVR INC SENIOR CORP_BND		06/15/2022	VARIOUS		10,000,000	10,000,000	9,998,553			932		932		9,999,484		516		296,250	09/15/2022
62979#--AA-1	EAST 76 ST GARAGE LLC CORP_BND		12/15/2022	100.0000		912,956	912,956	917,206	916,761		(3,805)		(3,805)		912,956				15,372	10/15/2038
63254A--AP-3	NATIONAL AUSTRALIA BANK LTD N SENIOR CO		11/17/2022	3RDPARTY		13,375,740	14,000,000	13,891,920	13,951,871		10,042		10,042		13,961,913		(586,173)	(586,173)	639,188	01/14/2026
63730*-AB-1	NATIONAL RAILROAD PASSENGER CO CORP_BND		11/14/2022	100.0000		383,562	383,562	383,562	383,562						383,562				6,904	11/15/2033
637417--AH-9	NATIONAL RETAIL PROPERTIES INC SENIOR CO		11/16/2022	3RDPARTY		4,798,162	5,000,000	4,781,628	4,994,850		(204,749)		(204,749)		4,790,101		8,061	8,061	201,111	11/15/2025
63946B--AG-5	NBCUNIVERSAL MEDIA LLC SENIOR CORP_BND		10/01/2022	CFRT - TRADING BLK		10,310,060	10,000,000	8,975,836	9,977,828		(1,001,992)		(1,001,992)		8,975,836		1,334,224	1,334,224	591,694	04/01/2041
64034Y--AB-7	NELNET STUDENT LOAN TRUST NSLT ABS_ABS		12/20/2022	PAYDOWN		7,349,869	7,349,869	7,349,313	7,349,323		546		546		7,349,869				56,829	04/20/2062
641062--AL-8	NESTLE HOLDINGS INC SENIOR CORP_BND 144A		12/09/2022	3RDPARTY		4,727,088	5,100,000	5,045,481	5,045,001		8,707		8,707		5,053,708		(326,620)	(326,620)	242,548	09/24/2038
64116#--AB-9	NETRALITY PROPERTIES LP CORP_BND		04/06/2022	MATURITY		12,000,000	12,000,000	12,000,000	12,000,000						12,000,000				272,800	04/06/2022
64128X--AE-0	NEUBERGER BERMAN GROUP LLC SENIOR CORP_B		12/09/2022	3RDPARTY		1,108,640	1,300,000	1,147,302	1,159,604		2,842		2,842		1,162,446		(53,806)	(53,806)	73,585	04/15/2045
64352V--LY-5	NEW CENTURY HOME EQUITY LOAN T SENIOR AB		02/01/2022	PAYDOWN		52,380	52,380	46,417	52,164		216		216		52,380				286	08/25/2035
651290--AQ-1	OVINTIV EXPLORATION INC SENIOR CORP_BND		06/10/2022	CALL 104.7465		2,094,930	2,000,000	2,000,000	2,000,000						2,000,000				200,868	07/01/2024
651639--AT-3	NEWMONT CORPORATION SENIOR CORP_BND		06/01/2022	CALL 103.6429		3,674,139	3,545,000	3,443,697			1,385		1,385		3,510,439		34,561	34,561	173,954	03/15/2023
651639--AW-6	NEWMONT CORPORATION SENIOR CORP_BND		11/04/2022	VARIOUS		9,041,529	9,300,000	8,365,745	9,170,349		(804,194)		(804,194)		8,366,155		675,373	675,373	667,204	04/01/2035
654106--AD-5	NIKE INC SENIOR CORP_BND		12/05/2022	3RDPARTY		1,727,500	2,000,000	1,848,900	1,906,729		(32,711)		(32,711)		1,874,018		(146,518)	(146,518)	79,750	05/01/2043
654106--AE-3	NIKE INC SENIOR CORP_BND		12/05/2022	3RDPARTY		3,436,510	3,850,000	3,717,945	3,801,635		(67,246)		(67,246)		3,734,389		(297,879)	(297,879)	164,106	11/01/2045
65535V--EW-4	NOMURA ASSET ACCEPTANCE CORPOR WHOLE_CMO		12/27/2022	PAYDOWN		127,536	127,536	119,884	123,609		3,927		3,927		127,536				1,193	10/25/2034
65539C--AK-2	NOMURA RESECURITIZATION TRUST WHOLE_CMO		12/01/2022	PAYDOWN		558,325	526,485	411,645	429,105		129,220		129,220		558,325				8,533	12/26/2036
662352--A*-4	NORTHWELL HEALTHCARE INC SECURED CORP_BN		05/01/2022	100.0000		489,160	489,160	489,160	489,160						489,160				10,272	05/01/2030
664397--AM-8	EVERSOURCE ENERGY SENIOR CORP_BND		11/16/2022	VARIOUS		11,117,551	11,535,000	11,215,923	11,407,721		44,301		44,301		11,452,022		(334,471)	(334,471)	468,367	01/15/2025
665772--CB-3	NORTHERN STATES POWER COMPANY SECURED CO		12/09/2022	3RDPARTY		1,449,175	1,300,000	1,510,197	1,450,029		(6,884)		(6,884)		1,443,145		6,030	6,030	83,958	06/01/2036
665772--CE-7	NORTHERN STATES POWER COMPANY SECURED CO		10/04/2022	3RDPARTY		3,140,300	3,100,000	2,841,177	3,187,128		(345,802)		(345,802)		2,841,326		298,974	298,974	154,333	11/01/2039
665772--CJ-6	NORTHERN STATES POWER COMPANY SECURED CO		10/12/2022	3RDPARTY		486,720	650,000	577,532	589,446		1,504		1,504		590,950		(104,230)	(104,230)	25,722	08/15/2042
665789--AI-3	NORTHERN STATES POWER CO WISC SECURED C		12/09/2022	3RDPARTY		1,941,196	1,740,000	2,079,474	1,995,563		(9,561)		(9,561)		1,986,002		(44,805)	(44,805)	142,354	09/01/2038
666807--BD-3	NORTHROP GRUMMAN CORP SENIOR CORP_BND		08/15/2022	3RDPARTY		16,682,720	16,000,000	15,964,940	15,972,480		557		557		15,973,037		709,683	709,683	610,489	11/15/2040
666807--BG-6	NORTHROP GRUMMAN CORP SENIOR CORP_BND		11/16/2022	VARIOUS		13,411,700	13,500,000	13,427,370	13,487,186		5,632		5,632		13,492,818		(81,119)	(81,119)	492,104	08/01/2023
666807--BK-7	NORTHROP GRUMMAN CORP SENIOR CORP_BND		11/17/2022	3RDPARTY		8,404,380	9,000,000	8,985,510	8,992,441		1,236		1,236		8,993,676		(589,296)	(589,296)	376,000	02/01/2027
66934#--AA-6	LARVIXSFJORDEN LTD CORP_BND		12/22/2022	100.0000		1,470,480	1,470,480	1,145,975	1,145,975		324,506		324,506		1,470,480				95,932	01/22/2029
66989H--AH-1	NOVARTIS CAPITAL CORP SENIOR CORP_BND		12/09/2022	3RDPARTY		9,305,984	9,450,000	9,374,022	9,384,858		1,648		1,648		9,386,505		(80,522)	(80,522)	455,308	05/06/2044
67021C--AK-3	NSTAR ELECTRIC CO SENIOR CORP_BND		11/17/2022	VARIOUS		10,466,368	11,000,000	10,958,040	10,982,007		3,673		3,673		10,985,680		(519,312)	(519,312)	349,176	11/15/2025
670346--AL-9	NUCOR CORPORATION SENIOR CORP_BND		08/15/2022	VARIOUS		6,835,000	6,835,000	7,199,089	6,856,159		(21,159)		(21,159)		6,835,000				258,448	09/15/2022
670346--AM-7	NUCOR CORPORATION SENIOR CORP_BND		04/25/2022	VARIOUS		10,186,654	10,000,000	9,992,600	9,998,629		268		268		9,998,897		1,103	1,103	479,987	08/01/2023
67085K--AA-0	OFFUTT AFB AMER FIRST CINTYS L MUNITAX_B		12/09/2022	3RDPARTY		3,246,914	3,384,458	3,232,158	3,247,222		2,907		2,907		3,250,129		(3,215)	(3,215)	237,149	09/01/2050
67085K--AA-0	OFFUTT AFB AMER FIRST CINTYS L MUNITAX_B		09/01/2022	VARIOUS		414,478	414,478	428,041	425,099		(10,621)		(10,621)		414,478				16,441	09/01/2050
67103H--AE-7	O'REILLY AUTOMOTIVE INC SENIOR CORP_BND		11/14/2022	VARIOUS		8,662,882	9,000,000	9,031,160	9,014,024		(2,973)		(2,973)		9,011,051		(348,170)	(348,170)	361,390	03/15/2026
674599--CG-8	OCCIDENTAL PETROLEUM CORPORATI SENIOR CO		02/09/2022	3RDPARTY		6,982,500	7,000,000	6,980,840	6,992,325		228		228		6,992,752		(10,252)	(10,252)	88,111	06/15/2025
674599--DF-9	OCCIDENTAL PETROLEUM CORPORATI SENIOR CO		08/08/2022	3RDPARTY		11,105,000	10,000,000	11,532,058	11,393,765		(39,479)		(39,479)		11,354,286		(249,286)	(249,286)	581,933	09/15/2036
67623C--AF-6	OFFICE PROPERTIES INCOME TRUST SENIOR CO		12/28/2022	3RDPARTY		33,525	50,000	48,686	48,694		114		114		48,809		(15,284)	(15,284)	2,166	10/15/2031

ANNUAL STATEMENT FOR THE YEAR 2022 OF THE AMERICAN EQUITY INVESTMENT LIFE INSURANCE COMPANY

SCHEDULE D - PART 4

Showing All Long-Term Bonds and Stocks SOLD, REDEEMED or Otherwise DISPOSED OF During Current Year

1	2	3	4	5	6	7	8	9	10	Change In Book/Adjusted Carrying Value					16	17	18	19	20	21
										11	12	13	14	15						
CUSIP Identification	Description	Foreign	Disposal Date	Name of Purchaser	Number of Shares of Stock	Consideration	Par Value	Actual Cost	Prior Year Book/ Adjusted Carrying Value	Unrealized Valuation Increase/ Decrease	Current Year's (Amortization)/ Accretion	Current Year's Other-Than-Temporary Impairment Recognized	Total Change in Book/ Adjusted Carrying Value (11+12-13)	Total Foreign Exchange Change in Book/ Adjusted Carrying Value	Book/ Adjusted Carrying Value at Disposal Date	Foreign Exchange Gain (Loss) on Disposal	Realized Gain (Loss) on Disposal	Total Gain (Loss) on Disposal	Bond Interest/ Stock Dividends Received During Year	Stated Contractual Maturity Date
677050-AG-1	OGLETHORPE POWER CORPORATION SECURED COR		09/14/2022	3RDPARTY		4,353,563	4,375,000	5,836,644	5,829,564		(42,427)		(42,427)		5,787,137		(1,433,575)	(1,433,575)	227,773	11/01/2039
677052-AA-0	OGLETHORPE POWER CORPORATION SECURED COR		12/09/2022	3RDPARTY		4,173,166	4,450,000	4,438,875	4,553,156		(111,774)		(111,774)		4,441,382		(268,217)	(268,217)	267,093	11/01/2040
677071-AU-6	OHANA MILITARY QINTYS LLC HAWA SENIOR MU		10/01/2022	VARIOUS		400,153	400,153	446,362	440,891		(40,737)		(40,737)		400,153				18,100	10/01/2051
677415-CF-6	OHIO POWER CO SENIOR CORP_BND		10/01/2022	CFRT - TRADING BLK		210,131	200,000	210,762	207,025		(340)		(340)		206,686		3,445	3,445	14,813	02/15/2033
678858-BL-4	OKLAHOMA GAS AND ELECTRIC COMP SENIOR CO		10/01/2022	CFRT - TRADING BLK		3,909,844	4,000,000	3,592,665	3,979,495		(386,831)		(386,831)		3,592,665		317,179	317,179	193,700	06/01/2040
679574-AA-2	OLD DOMINION ELECTRIC COOPERAT CORP_BND		12/01/2022	100.0000		750,000	750,000	750,000	750,000						750,000				41,550	12/01/2040
				REDEMPTION																
679574-C8-0	OLD DOMINION ELECTRIC COOPERAT CORP_BND		12/01/2022	100.0000		650,000	650,000	650,000	650,000						650,000				21,645	12/01/2037
680223-AJ-3	OLD REPUBLIC INTERNATIONAL COR SENIOR CO		11/16/2022	3RDPARTY		4,954,590	5,000,000	4,808,067	4,991,868		(172,161)		(172,161)		4,819,707		134,882	134,882	274,896	10/01/2024
68233J-AH-7	ONCOR ELECTRIC DELIVERY COMPAN SECURED C		10/01/2022	CFRT - TRADING BLK		4,842,400	5,000,000	4,418,836	4,971,418		(552,582)		(552,582)		4,418,836		423,564	423,564	393,021	09/30/2040
68233J-AR-5	ONCOR ELECTRIC DELIVERY COMPAN SECURED C		03/01/2022	VARIOUS		19,000,000	19,000,000	18,968,343	18,997,655		1,159		1,159		18,998,814		1,186	1,186	194,750	06/01/2022
68233J-AS-3	ONCOR ELECTRIC DELIVERY COMPAN SECURED C		09/26/2022	3RDPARTY		545,474	550,000	578,251	573,166		(519)		(519)		572,648		(27,174)	(27,174)	24,049	06/01/2042
68233J-AT-1	ONCOR ELECTRIC DELIVERY COMPAN SECURED C		09/26/2022	3RDPARTY		364,188	400,000	374,472	379,131		467		467		379,598		(15,410)	(15,410)	15,015	12/01/2041
68233J-CB-8	ONCOR ELECTRIC DELIVERY COMPAN SECURED C		05/09/2022	TAX FREE EXCHANGE		12,694,090	12,940,000	12,691,423	12,692,063		2,027		2,027		12,694,090				174,690	11/15/2051
68245J-AB-6	INTACT US HOLDINGS INC SENIOR CORP_BND		11/09/2022	VARIOUS		30,000,000	30,000,000	30,076,150	30,007,935		(7,935)		(7,935)		30,000,000				1,380,000	11/09/2022
68267D-AD-8	ONEMAIN FINANCIAL ISSUANCE TRU ABS_ABS		08/15/2022	PAYDOWN		5,000,000	5,000,000	4,998,445	4,999,563		437		437		5,000,000				140,667	02/14/2031
68268D-BD-4	ONEOK INC SENIOR CORP_BND		05/04/2022	3RDPARTY		3,269,291	3,100,000	3,563,355	3,557,244		(38,770)		(38,770)		3,518,474		(249,183)	(249,183)	146,591	01/15/2026
68268H-AA-4	ONEMAIN FINANCIAL ISSUANCE TRU SENIOR AB		07/18/2022	PAYDOWN		16,426,277	16,426,277	16,344,714	16,416,252		10,025		10,025		16,426,277				180,324	06/18/2031
68268N-AD-5	ONEOK PARTNERS LP SENIOR CORP_BND		12/09/2022	3RDPARTY		3,289,036	3,165,000	2,522,505	2,644,221		15,338		15,338		2,659,559		629,477	629,477	251,732	10/15/2037
68268X-AD-3	ONEMAIN DIRECT AUTO RECEIVABLE SUB ABS_A		04/14/2022	PAYDOWN		18,000,000	18,000,000	17,999,755	17,999,792		208		208		18,000,000				264,000	01/14/2028
68389X-AE-5	ORACLE CORPORATION SENIOR CORP_BND		06/14/2022	3RDPARTY		5,934,850	5,800,000	5,904,948	5,880,599		(1,317)		(1,317)		5,879,282		55,568	55,568	251,333	04/15/2038
68504U-AC-5	ORANGE LAKE TIMESHARE TRUST ON ABS_ABS		04/19/2022	3RDPARTY		728,170	745,825	745,809	745,809						745,809		(17,640)	(17,640)	9,874	04/09/2038
68504U-AC-5	ORANGE LAKE TIMESHARE TRUST ON ABS_ABS		04/11/2022	PAYDOWN		97,066	97,066	97,064	97,064		2		2		97,066				709	04/09/2038
69122J-AA-4	OWIL ROCK CAPITAL CORPORATION SENIOR COR		09/28/2022	TAX FREE EXCHANGE		3,998,995	4,000,000	3,998,800	3,998,844		152		152		3,998,995				120,139	04/13/2027
69346M-AA-7	PMMAC GMSR ISSUER TRUST PMMSR SENIOR WHO		11/29/2022	3RDPARTY		4,873,401	5,000,000	5,000,000	5,000,000						5,000,000		(126,600)	(126,600)	177,944	04/25/2023
69346T-AJ-3	PPP III LTD PPP_19-5 SUB SUB_CMBS_19-5		06/10/2022	PAYDOWN		4,576,000	4,576,000	4,567,420	4,567,455		8,545		8,545		4,576,000				69,805	04/14/2036
69349L-AK-4	PNC BANK NATIONAL ASSOCIATION SUB CORP_B		06/21/2022	3RDPARTY		31,444,560	31,500,000	31,229,535	31,465,753		15,012		15,012		31,480,765		(36,205)	(36,205)	833,744	01/30/2023
69368D-AM-2	PSMC TRUST PSMC_18-2 SUB WHOLE_CMO_18-2		03/01/2022	PAYDOWN		2,930,883	2,930,883	2,776,229	2,919,109		11,774		11,774		2,930,883				14,386	06/25/2048
69368H-AM-4	PSMC TRUST PSMC_20-1 WHOLE_CMO_20-1 144		12/01/2022	PAYDOWN		2,025,887	2,025,887	2,113,068	2,049,493		(23,606)		(23,606)		2,025,887				25,122	01/25/2050
69374X-AM-2	PSMC TRUST PSMC_19-2 SUPSEN WHOLE_CMO_1		12/01/2022	PAYDOWN		3,458,328	3,458,328	3,591,393	3,479,825		(21,497)		(21,497)		3,458,328				31,521	10/25/2049
69375B-AM-9	PSMC_19-3 WHOLE_CMO_19-3 144A		12/01/2022	PAYDOWN		278,129	278,129	284,390	279,066		(937)		(937)		278,129				2,939	11/25/2049
69430B-HM-2	PACIFIC GAS AND ELECTRIC COMPA SENIOR CO		05/04/2022	3RDPARTY		1,743,498	1,800,000	1,883,718	1,882,602		(8,717)		(8,717)		1,873,885		(130,387)	(130,387)	24,675	06/15/2025
695114-CJ-5	PACIFICORP SECURED CORP_BND		10/01/2022	CFRT - TRADING BLK		4,418,274	4,280,000	3,927,820	4,365,207		(437,387)		(437,387)		3,927,820		490,454	490,454	327,646	07/15/2038
695156-AR-0	PACKAGING CORP OF AMERICA SENIOR CORP_BN		07/27/2022	3RDPARTY		3,477,880	3,500,000	3,569,335	3,524,509		(6,028)		(6,028)		3,518,481		(40,601)	(40,601)	111,426	09/15/2024
70109H-AM-7	PARKER HANFIFIN CORPORATION SENIOR CORP		12/09/2022	3RDPARTY		4,090,885	4,450,000	4,445,239	4,446,501		199		199		4,446,700				198,322	11/21/2034
				REDEMPTION																
70202F-AF-2	PARSONS CORP CORP_BND 5.130% 07/15/26		10/26/2022	100.0000		15,000,000	15,000,000	15,000,000	15,000,000						15,000,000				1,077,237	07/15/2026
70213B-AB-7	PARTNERRE FINANCE B LLC SENIOR CORP_BND		08/10/2022	VARIOUS		24,008,884	25,000,000	24,945,750	24,957,864		2,965		2,965		24,960,828		(951,944)	(951,944)	1,015,642	07/02/2029
703481-AB-7	PATTERSON-UTI ENERGY INC SENIOR CORP_BND		03/02/2022	3RDPARTY		4,392,160	4,528,000	4,524,839	4,525,921		53		53		4,525,974		(133,814)	(133,814)	105,823	02/01/2028
70432F-AB-7	PAYCHEX OF NEW YORK LLC CORP_BND		12/07/2022	3RDPARTY		13,251,840	14,000,000	14,000,000	14,000,000						14,000,000		(748,160)	(748,160)	788,375	03/13/2029
				REDEMPTION																
705322-AJ-4	PEDERNALES ELECTRIC COOP INC SECURED COR		01/01/2022	100.0000		(1,001,000)	(1,001,000)	(953,453)	(1,001,000)						(1,001,000)					11/15/2022
705322-AJ-4	PEDERNALES ELECTRIC COOP INC SECURED COR		01/01/2022	TAX FREE EXCHANGE		2,197,755	2,206,000	2,101,215	2,174,340		23,415		23,415		2,197,755				60,544	11/15/2022
705322-AK-1	PEDERNALES ELECTRIC COOP INC SECURED COR		05/01/2022	TAX FREE EXCHANGE		2,286,256											2,286,256	2,286,256		11/15/2032
708696-BX-6	PENNSYLVANIA ELECTRIC COMPANY SENIOR COR		02/03/2022	3RDPARTY		2,098,061	2,000,000	2,011,700	2,005,112		(145)		(145)		2,004,967		93,094	93,094	24,900	04/15/2025
709599-AN-4	PENSKE TRUCK LEASING CO LP SENIOR CORP_B		10/25/2022	3RDPARTY		10,473,330	10,500,000	10,618,110	10,515,202		(11,931)		(11,931)		10,503,271		(29,941)	(29,941)	570,208	01/17/2023
712704-AA-3	PEOPLES UNITED FINANCIAL INC SENIOR CORP		10/06/2022	VARIOUS		25,000,000	25,000,000	24,917,000	24,990,939		7,425		7,425		24,998,363		1,637	1,637	760,417	12/06/2022
713448-BP-2	PEPSICO INC SENIOR CORP_BND		10/01/2022	CFRT - TRADING BLK		24,271,722	22,955,000	21,556,306	24,292,900		(2,736,594)		(2,736,594)		21,556,306		2,715,416	2,715,416	1,522,045	01/15/2040
713448-BS-6	PEPSICO INC SENIOR CORP_BND		10/01/2022	CFRT - TRADING BLK		22,468,867	23,500,000	20,492,452	23,107,271		(2,614,819)		(2,614,819)		20,492,452		1,976,415	1,976,415	1,043,792	11/01/2040

ANNUAL STATEMENT FOR THE YEAR 2022 OF THE AMERICAN EQUITY INVESTMENT LIFE INSURANCE COMPANY

SCHEDULE D - PART 4

Showing All Long-Term Bonds and Stocks SOLD, REDEEMED or Otherwise DISPOSED OF During Current Year

1	2	3	4	5	6	7	8	9	10	Change In Book/Adjusted Carrying Value					16	17	18	19	20	21
										11	12	13	14	15						
CUSIP Identification	Description	Foreign	Disposal Date	Name of Purchaser	Number of Shares of Stock	Consideration	Par Value	Actual Cost	Prior Year Book/ Adjusted Carrying Value	Unrealized Valuation Increase/ Decrease	Current Year's (Amortization)/ Accretion	Current Year's Other-Than-Temporary Impairment Recognized	Total Change in Book/ Adjusted Carrying Value (11+12-13)	Total Foreign Exchange Change in Book/ Adjusted Carrying Value	Book/ Adjusted Carrying Value at Disposal Date	Foreign Exchange Gain (Loss) on Disposal	Realized Gain (Loss) on Disposal	Total Gain (Loss) on Disposal	Bond Interest/ Stock Dividends Received During Year	Stated Contractual Maturity Date
716808-AL-0	PETROS PACE FINANCE LLC SECURED ABS_ABS		12/31/2022	PAYDOWN		1,518,835	1,511,703	1,567,668	1,567,142		(48,307)		(48,307)		1,518,835				42,679	09/30/2052
716808-AQ-9	PETROS PACE FINANCE LLC SECURED ABS_ABS		12/31/2022	PAYDOWN		144,718	144,718	148,516	148,489		(3,771)		(3,771)		144,718				1,455	12/31/2052
716808-AV-8	PETROS PACE FINANCE LLC SECURED ABS_ABS		09/30/2022	PAYDOWN REDEMPTION		391	391	406	405		(14)		(14)		391				11	03/31/2048
716808-BA-3	PETROS PACE FINANCE LLC SECURED ABS_ABS		08/25/2022	100.0000		4,415	4,415	4,616	4,615		(200)		(200)		4,415				85	03/31/2048
717081-CY-7	PFIZER INC SENIOR CORP_BND		10/27/2022	3RDPARTY		12,646,188	9,700,000	15,495,653	15,440,336		(157,382)		(157,382)		15,282,954		(2,636,766)	(2,636,766)	625,440	03/15/2039
717081-DK-6	PFIZER INC SENIOR CORP_BND		10/12/2022	3RDPARTY		353,064	400,000	409,836	408,431		(181)		(181)		408,250		(55,186)	(55,186)	16,084	05/15/2044
717081-DT-7	PFIZER INC SENIOR CORP_BND		10/01/2022	CFRT - TRADING BLK		14,056,381	13,682,000	12,160,479	13,756,851		(1,596,372)		(1,596,372)		12,160,479		1,895,902	1,895,902	795,989	09/15/2040
718172-BQ-1	PHILIP MORRIS INTERNATIONAL IN SENIOR CO		11/09/2022	3RDPARTY		9,479,900	10,000,000	9,902,800	9,960,974		8,961		8,961		9,969,935		(490,035)	(490,035)	424,688	08/11/2025
718546-AC-8	PHILLIPS 66 CO SENIOR CORP_BND		04/01/2022	MATURITY		11,000,000	11,000,000	10,988,368	10,999,637		363		363		11,000,000				236,500	04/01/2022
718546-AR-5	PHILLIPS 66 CO SENIOR CORP_BND		11/17/2022	3RDPARTY		9,440,900	10,000,000	9,990,000	9,993,472		842		842		9,994,314		(553,414)	(553,414)	461,500	03/15/2028
718549-AB-4	PHILLIPS 66 PARTNERS LP SENIOR CORP_BND		04/19/2022	VARIOUS		4,966,214	5,000,000	4,998,350	4,999,407		62		62		4,999,470		(33,255)	(33,255)	130,831	02/15/2025
718549-AC-2	PHILLIPS 66 PARTNERS LP SENIOR CORP_BND		05/05/2022	VARIOUS		15,145,106	15,000,000	15,168,390	15,135,577		9,529		9,529		15,145,106				522,000	02/15/2045
723787-AK-3	PIONEER NATURAL RESOURCES COMP SENIOR CO		07/15/2022	MATURITY		20,000,000	20,000,000	21,037,700	20,037,271		(37,271)		(37,271)		20,000,000				790,000	07/15/2022
724060-AA-6	PIPELINE FUNDING COMPANY LLC SECURED COR		07/15/2022	VARIOUS		177,000	177,000	197,686	188,071		(11,071)		(11,071)		177,000				10,041	01/15/2030
72650R-BB-7	PLAINS ALL AMERICAN PIPELINE L SENIOR CO		08/03/2022	3RDPARTY		4,974,100	5,000,000	4,886,000	4,985,843		7,744		7,744		4,993,587		(19,487)	(19,487)	144,479	01/31/2023
731020-AA-4	POLAR TANKERS INC SENIOR CORP_BND 144A		11/10/2022	VARIOUS		356,535	356,535	374,650	366,695		(10,160)		(10,160)		356,535				21,217	05/10/2037
737415-AL-3	MID-AMERICA APARTMENTS LP SENIOR CORP_BN		09/01/2022	VARIOUS		5,000,000	5,000,000	4,998,600	4,999,863		99		99		4,999,962		38	38	126,563	12/01/2022
740189-AH-8	PRECISION CASTPARTS CORP SENIOR CORP_BND		12/05/2022	3RDPARTY		3,190,806	3,700,000	3,337,696	3,397,251		8,281		8,281		3,405,532		(214,726)	(214,726)	201,218	01/15/2043
74042M-AE-6	PREFERRED TERM XXII MEZZANIN ABS_ABS_22		07/14/2022	3RDPARTY		1,113,121	1,406,788	1,041,022	1,073,649		1,738		1,738		1,075,387		37,734	37,734	10,277	09/22/2036
74042M-AG-1	PREFERRED TERM XXII ABS_ABS_22 144A		07/14/2022	3RDPARTY		667,873	844,073	624,614	644,190		1,118		1,118		645,308		22,565	22,565	6,318	09/22/2036
74042M-AQ-9	PREFERRED TERM XXII MEZZANIN ABS_ABS_22		07/14/2022	3RDPARTY		630,769	797,180	589,913	608,401		1,056		1,056		609,457		21,311	21,311	5,967	09/22/2036
741503-AW-6	BOOKING HOLDINGS INC SENIOR CORP_BND		07/26/2022	3RDPARTY		5,131,467	5,100,000	5,086,842	5,095,256		811		811		5,096,067		35,400	35,400	161,847	03/15/2025
74162J-AB-3	PRIME MORTGAGE TRUST PRIME_07 WHOLE_CMO		12/01/2022	PAYDOWN			109,831	83,417	85,055		(85,055)		(85,055)						4,277	04/25/2037
74164M-AA-6	PRIMERICA INC SENIOR CORP_BND		06/01/2022	CALL 0.0000																07/15/2022
74166Y-AA-8	PRIMROSE SCHOOLS PROSE_19-1A SENIOR ABS		10/30/2022	PAYDOWN		160,000	160,000	160,000	160,000						160,000				4,475	07/30/2049
74251V-AH-5	PRINCIPAL FINANCIAL GROUP INC SENIOR COR		06/23/2022	VARIOUS		29,941,712	30,000,000	30,012,000	30,001,796		(610)		(610)		30,001,185		(59,474)	(59,474)	569,045	05/15/2023
74264*-AB-2	PRISA LHC LLC CORP_BND		12/09/2022	3RDPARTY		2,875,290	3,000,000	3,000,000	3,000,000						3,000,000		(124,710)	(124,710)	94,652	04/15/2026
74264*-AC-0	PRISA LHC LLC CORP_BND		12/09/2022	3RDPARTY		3,773,720	4,000,000	4,000,000	4,000,000						4,000,000		(226,280)	(226,280)	191,667	04/01/2026
742718-DB-2	PROCTER & GAMBLE CO SENIOR CORP_BND		10/01/2022	CFRT - TRADING BLK		8,847,034	8,053,000	8,179,080	8,590,077		(410,997)		(410,997)		8,179,080		667,954	667,954	524,161	08/15/2034
742718-DF-3	PROCTER & GAMBLE CO SENIOR CORP_BND		12/09/2022	VARIOUS		8,622,667	7,945,000	7,894,031	8,296,473		(465,800)		(465,800)		7,830,673		791,995	791,995	510,844	03/05/2037
743315-AJ-2	PROGRESSIVE CORPORATION THE SENIOR CORP		10/01/2022	CFRT - TRADING BLK		6,619,873	6,100,000	6,010,635	6,493,372		(482,737)		(482,737)		6,010,635		609,237	609,237	435,557	03/01/2029
74368C-AZ-7	PROTECTIVE LIFE GLOBAL FUNDING SECURED C		06/23/2022	3RDPARTY		9,173,675	9,500,000	9,527,740	9,516,854		(4,605)		(4,605)		9,512,249		(338,574)	(338,574)	42,295	10/13/2023
744331-AF-6	PRUDENTIAL FUNDING LLC SENIOR CORP_BND 1		11/16/2022	3RDPARTY		3,536,276	3,500,000	3,487,470	3,497,784		1,110		1,110		3,498,894		37,382	37,382	276,938	09/15/2023
744538-AA-7	PUBLIC SERVICE COMPANY OF NEW SECURED CO		09/28/2022	3RDPARTY		1,244,035	1,300,000	1,126,307	1,175,798		4,236		4,236		1,180,034		64,001	64,001	72,598	10/05/2035
74456Q-AQ-9	PUBLIC SERVICE ELECTRIC AND GA SECURED C		12/09/2022	3RDPARTY		1,251,624	1,200,000	1,319,796	1,286,262		(3,800)		(3,800)		1,282,462		(30,838)	(30,838)	70,680	12/01/2036
74456Q-AV-8	PUBLIC SERVICE ELECTRIC AND GA SECURED C		12/09/2022	3RDPARTY		3,606,634	3,440,000	3,669,448	3,619,716		(5,911)		(5,911)		3,613,804		(7,171)	(7,171)	242,807	03/01/2040
746245-AA-7	PUREVEST FUNDING LLC PUREV_21 ABS_ABS_1		12/20/2022	PAYDOWN		6,709,889	6,709,889	6,709,889	6,709,889						6,709,889				143,850	12/22/2036
74834L-AQ-3	QUEST DIAGNOSTICS INCORPORATED SENIOR CO		08/16/2022	VARIOUS		8,062,378	7,715,000	8,170,677	8,076,922		(7,788)		(7,788)		8,069,134		(6,756)	(6,756)	465,793	01/30/2040
74834L-AV-2	QUEST DIAGNOSTICS INCORPORATED SENIOR CO		07/26/2022	3RDPARTY		3,018,000	3,000,000	3,131,520	3,034,473		(9,880)		(9,880)		3,024,592		(6,592)	(6,592)	105,188	04/01/2024
749226-AF-1	RESIDENTIAL ACCREDIT LOANS INC SUPSEN WH		12/01/2022	PAYDOWN		429,948	545,308	391,882	287,973		141,975		141,975		429,948				17,513	11/25/2036
749226-AM-6	RESIDENTIAL ACCREDIT LOANS INC SUPSEN WH		12/01/2022	PAYDOWN		620,573	787,080	554,158	404,751		215,822		215,822		620,573				24,305	11/25/2036
74924D-AA-7	RESIDENTIAL ACCREDIT LOANS INC WHOLE_CMO		12/01/2022	PAYDOWN		1,274,099	1,488,624	1,048,229	761,146		512,953		512,953		1,274,099				43,309	09/25/2037
749256-AA-9	RESIDENTIAL ACCREDIT LOANS INC WHOLE_CMO		12/01/2022	PAYDOWN		461,109	571,176	412,069	405,067		56,041		56,041		461,109				23,983	10/25/2037
74927X-AE-2	RBSSC MORTGAGE PASS THROUGH CE WHOLE_CMO		12/01/2022	PAYDOWN		156,759	148,315	128,200	111,213		45,545		45,545		156,759				4,878	01/25/2037
74928R-AC-8	RBSSP RESECURITIZATION TRUST R SENIOR WH		04/26/2022	CALL 100.0000		1,140	1,140	1,289	1,140						1,140				7,220	01/26/2037
74928R-AC-8	RBSSP RESECURITIZATION TRUST R SENIOR WH		03/01/2022	PAYDOWN		72,389	72,389	81,799	72,389						72,389				19,300	01/26/2037
74928U-BT-3	RBSSP RESECURITIZATION TRUST R WHOLE_CMO		08/18/2022	3RDPARTY		16,364,493	17,396,859	14,850,681	15,820,875		76,660		76,660		15,897,535		466,958	466,958	246,357	10/26/2035
74928U-BT-3	RBSSP RESECURITIZATION TRUST R WHOLE_CMO		07/25/2022	PAYDOWN		3,993,629	3,993,629	3,409,127	3,631,845		361,783		361,783		3,993,629				28,521	10/26/2035

ANNUAL STATEMENT FOR THE YEAR 2022 OF THE AMERICAN EQUITY INVESTMENT LIFE INSURANCE COMPANY

SCHEDULE D - PART 4

Showing All Long-Term Bonds and Stocks SOLD, REDEEMED or Otherwise DISPOSED OF During Current Year

1	2	3	4	5	6	7	8	9	10	Change In Book/Adjusted Carrying Value					16	17	18	19	20	21
										11	12	13	14	15						
CUSIP Identification	Description	Foreign	Disposal Date	Name of Purchaser	Number of Shares of Stock	Consideration	Par Value	Actual Cost	Prior Year Book/ Adjusted Carrying Value	Unrealized Valuation Increase/ Decrease	Current Year's (Amortization)/ Accretion	Current Year's Other-Than-Temporary Impairment Recognized	Total Change in Book/ Adjusted Carrying Value (11+12-13)	Total Foreign Exchange Change in Book/ Adjusted Carrying Value	Book/ Adjusted Carrying Value at Disposal Date	Foreign Exchange Gain (Loss) on Disposal	Realized Gain (Loss) on Disposal	Total Gain (Loss) on Disposal	Bond Interest/ Stock Dividends Received During Year	Stated Contractual Maturity Date
74928X-BB-6	RBSSP RESECURITIZATION TRUST R WHOLE_CMO		12/25/2022	PAYDOWN		1,336,902	1,636,315	1,395,214	1,410,695		(73,794)		(73,794)		1,336,902				23,173	01/26/2036
74929X-BZ-2	RBSSP RESECURITIZATION TRUST R SENIOR WH		12/01/2022	PAYDOWN		141,880	169,619	125,836	100,843		41,036		41,036		141,880				4,212	07/26/2036
749580-AQ-1	RESIDENTIAL FUNDING MORTGAGE S SUPSEN WH		12/01/2022	PAYDOWN		426,609	431,649	377,775	351,994		74,615		74,615		426,609				10,927	05/25/2037
749583-AE-0	RESIDENTIAL FUNDING MORTGAGE S SENIOR WH		12/01/2022	PAYDOWN		106,035	119,358	106,116	103,567		2,468		2,468		106,035				2,785	02/25/2037
749607-AC-1	RLI CORP SENIOR CORP_BND		06/07/2022	3RDPARTY		4,544,010	4,500,000	4,487,130	4,497,310		672		672		4,497,982		46,028	46,028	160,875	09/15/2023
749685-AS-2	RPM INTERNATIONAL INC SENIOR CORP_BND		11/15/2022	VARIOUS		15,325,000	15,325,000	14,039,652	15,178,647		146,353		146,353		15,325,000				528,713	11/15/2022
749685-AV-5	RPM INTERNATIONAL INC SENIOR CORP_BND		11/22/2022	3RDPARTY		11,149,320	12,000,000	11,968,060	11,982,032		2,861		2,861		11,984,893		(835,573)	(835,573)	537,500	03/15/2027
74977R-DD-3	COOPERATIEVERABOBANKUA(NEW) SRBN CORP_BND		07/12/2022	3RDPARTY		823,103	820,000	821,104	820,611		(175)		(175)		820,436		2,667	2,667	7,017	09/26/2023
74980E-AJ-7	RR LTD RRAM_19-7A MEZZANIN ABS_ABS_19-7		02/15/2022	PAYDOWN		6,000,000	6,000,000	6,000,000	6,000,000						6,000,000				55,837	01/15/2033
74980E-AL-2	RR LTD RRAM_19-7A MEZZANIN ABS_ABS_19-7		02/15/2022	PAYDOWN		4,000,000	4,000,000	4,000,000	4,000,000						4,000,000				52,941	01/15/2033
74980E-AN-8	RR LTD RRAM_19-7A MEZZANIN ABS_ABS_19-7		02/15/2022	PAYDOWN		1,000,000	1,000,000	1,000,000	1,000,000						1,000,000				17,506	01/15/2033
750731-AA-9	RAIDERS FOOTBALL CLUB LLC CORP_BND		12/10/2022	100.0000		72,746	72,746	72,746	72,746						72,746				1,482	02/10/2049
75114H-AD-9	RESIDENTIAL ACCREDIT LOANS INC SUPSEN WH		12/27/2022	PAYDOWN		128,381	128,381	111,932	111,516		16,864		16,864		128,381				565	05/25/2046
75114T-AJ-0	RESIDENTIAL ACCREDIT LOANS INC SENIOR WH		12/01/2022	PAYDOWN		123,443	138,689	115,806	119,934		3,509		3,509		123,443				4,525	05/25/2036
751151-AD-3	RESIDENTIAL ACCREDIT LOANS INC SENIOR WH		12/01/2022	PAYDOWN		28,249	30,303	17,765	12,936		15,314		15,314		28,249				1,139	09/25/2036
754907-AA-1	RAYONIER INC SENIOR CORP_BND		01/04/2022	CALL 100.0000		30,094,000	30,094,000	30,018,056	30,088,837		172		172		30,089,009		4,991	4,991	291,536	04/01/2022
75513E-BT-7	RAYTHEON TECHNOLOGIES CORPORAT SENIOR CO		08/15/2022	3RDPARTY		4,698,720	4,000,000	4,653,716	4,624,221		(18,468)		(18,468)		4,605,753		92,967	92,967	306,756	07/01/2036
75513E-CA-7	RAYTHEON TECHNOLOGIES CORPORAT SENIOR CO		08/15/2022	3RDPARTY		20,426,600	20,000,000	19,688,868	19,700,132		6,175		6,175		19,706,307		720,293	720,293	817,917	10/15/2040
75513E-CJ-8	RAYTHEON TECHNOLOGIES CORPORAT SENIOR CO		12/06/2022	3RDPARTY		2,880,600	3,000,000	2,989,248	2,989,544		258		258		2,989,802		(109,202)	(109,202)	141,200	12/15/2043
75524R-AA-7	CITIZENS FINANCIAL GROUP INC SUB CORP_BN		09/28/2022	VARIOUS		20,000,000	20,000,000	19,923,800	19,993,211		6,789		6,789		20,000,000				830,000	09/28/2022
75884R-AU-7	REGENCY CENTERS LP SENIOR CORP_BND		10/07/2022	3RDPARTY		12,252,390	13,000,000	12,431,434	12,959,234		(522,439)		(522,439)		12,436,795		(184,405)	(184,405)	480,242	11/01/2025
7591EP-AE-0	REGIONS FINANCIAL CORPORATION SUB CORP_B		04/06/2022	3RDPARTY		3,013,936	2,319,000	3,516,578	3,507,798		(15,361)		(15,361)		3,492,437		(478,501)	(478,501)	55,686	12/10/2037
759351-AL-3	REINSURANCE GROUP OF AMERICA I SENIOR CO		11/16/2022	3RDPARTY		11,469,379	11,500,000	11,862,280	11,573,768		(37,328)		(37,328)		11,536,441		(67,062)	(67,062)	633,586	09/15/2033
759509-AB-8	RELIANCE STEEL & ALUMINUM CO SENIOR CORP		12/09/2022	VARIOUS		9,897,435	9,450,000	9,131,231	9,633,059		(527,493)		(527,493)		9,105,566		791,869	791,869	618,117	11/15/2036
75972Y-AA-9	RENAISSANCE RE FINANCE INC SENIOR CORP_BN		08/18/2022	VARIOUS		32,549,884	33,000,000	32,934,000	32,975,957		4,412		4,412		32,980,369		(430,485)	(430,485)	1,070,143	04/01/2025
75974E-AA-0	RENEWABLE POWER GENERATION LLC SENIOR CO		09/30/2022	100.0000		572,927	572,927	572,927	572,927						572,927				19,903	03/31/2035
760759-AF-7	REPUBLIC SERVICES INC SENIOR CORP_BND		10/01/2022	CFRT - TRADING BLK		494,253	470,000	447,299	455,190		(7,891)		(7,891)		447,299		46,954	46,954	29,717	03/15/2035
760759-AM-2	REPUBLIC SERVICES INC SENIOR CORP_BND		11/16/2022	3RDPARTY		4,996,648	5,005,000	5,665,760	5,090,568		(66,479)		(66,479)		5,024,089		(27,441)	(27,441)	239,058	05/15/2023
760759-AQ-3	REPUBLIC SERVICES INC SENIOR CORP_BND		11/16/2022	VARIOUS		2,808,153	2,900,000	2,822,100	2,892,889		(64,462)		(64,462)		2,828,426		(20,273)	(20,273)	100,062	03/15/2025
76110H-T7-4	RESIDENTIAL ACCREDIT LOANS INC WHOLE_CMO		12/01/2022	PAYDOWN		224,866	231,937	198,596	206,001		18,865		18,865		224,866				3,083	02/25/2035
761118-MC-9	RESIDENTIAL ACCREDIT LOANS INC WHOLE_CMO		12/01/2022	PAYDOWN		311,910	315,501	276,261	280,949		30,960		30,960		311,910				8,895	11/25/2035
76111X-NB-2	RESIDENTIAL FUNDING MTG SEC I WHOLE_CMO		12/01/2022	PAYDOWN		137,994	145,832	114,429	109,263		28,731		28,731		137,994				3,090	03/25/2036
76111X-VG-5	RESIDENTIAL FUNDING MORTGAGE S SENIOR WH		11/04/2022	3RDPARTY		355,326	386,789	304,269	331,085		1,721		1,721		332,806		22,520	22,520	11,528	06/25/2035
76111X-VG-5	RESIDENTIAL FUNDING MORTGAGE S SENIOR WH		11/01/2022	PAYDOWN		92,326	105,314	82,846	90,148		2,179		2,179		92,326				1,134	06/25/2035
761120-AE-4	RESIDENTIAL ASSET SECURITIZATI SUPSEN WH		09/01/2022	PAYDOWN		195,748	169,871	137,421	128,158		67,590		67,590		195,748				4,438	04/25/2037
761120-AH-7	RESIDENTIAL ASSET SECURITIZATI SUPSEN WH		09/01/2022	PAYDOWN		190,347	165,224	133,661	124,652		65,695		65,695		190,347				4,315	04/25/2037
76112H-AC-1	RESIDENTIAL ASSET SECURITIZATI WHOLE_CMO		12/27/2022	PAYDOWN		116,540	106,311	36,663	24,405		92,135		92,135		116,540				162	09/25/2036
76113N-AC-7	RESIDENTIAL ASSET SECURITIZATI WHOLE_CMO		12/01/2022	PAYDOWN		59,080	52,065	47,417	48,966		11,732		11,732		59,080				1,831	07/25/2036
76114H-AM-7	RESIDENTIAL ASSET SECURITIZATI WHOLE_CMO		12/01/2022	PAYDOWN		164,673	134,251	102,835	95,899		71,396		71,396		164,673				4,984	05/25/2037
771196-BN-1	ROCHE HOLDINGS INC SENIOR CORP_BND 144A		07/12/2022	3RDPARTY		3,006,403	3,000,000	2,998,620	2,999,503		151		151		2,999,654		6,749	6,749	79,896	09/17/2023
772739-AQ-1	WESTROCK PKT CO SENIOR CORP_BND		03/22/2022	CALL 102.1380		14,886,614	14,575,000	14,811,669	14,605,895		(7,294)		(7,294)		14,598,601		(23,601)	(23,601)	637,122	03/01/2023
776696-AE-6	ROPER TECHNOLOGIES INC SENIOR CORP_BND		06/21/2022	3RDPARTY		11,001,210	11,000,000	10,991,640	10,999,158		459		459		10,999,617		1,593	1,593	208,160	11/15/2022
776696-AE-6	ROPER TECHNOLOGIES INC SENIOR CORP_BND		08/15/2022	CALL 100.0000		4,000,000	4,000,000	3,996,960	3,999,694		218		218		3,999,912		88	88	93,750	11/15/2022
77775*-BV-2	ROSENTHAL & ROSENTHAL INC CORP_BND		01/31/2022	100.0000		3,000,000	3,000,000	3,000,000	3,000,000						3,000,000				79,800	01/31/2026
778296-AA-1	ROSS STORES INC SENIOR CORP_BND		07/26/2022	VARIOUS		23,392,613	23,575,000	23,917,540	23,694,491		(21,703)		(21,703)		23,672,788		(280,176)	(280,176)	606,450	09/15/2024
78409V-AB-0	S&P GLOBAL INC SENIOR CORP_BND		10/12/2022	VARIOUS		12,180,930	11,300,000	11,101,785	11,954,090		(824,201)		(824,201)		11,129,888		1,051,042	1,051,042	651,853	11/15/2037

ANNUAL STATEMENT FOR THE YEAR 2022 OF THE AMERICAN EQUITY INVESTMENT LIFE INSURANCE COMPANY

SCHEDULE D - PART 4

Showing All Long-Term Bonds and Stocks SOLD, REDEEMED or Otherwise DISPOSED OF During Current Year

1	2	3	4	5	6	7	8	9	10	Change In Book/Adjusted Carrying Value					16	17	18	19	20	21
										11	12	13	14	15						
CUSIP Identification	Description	Foreign	Disposal Date	Name of Purchaser	Number of Shares of Stock	Consideration	Par Value	Actual Cost	Prior Year Book/ Adjusted Carrying Value	Unrealized Valuation Increase/ Decrease	Current Year's (Amortization)/ Accretion	Current Year's Other-Than-Temporary Impairment Recognized	Total Change in Book/ Adjusted Carrying Value (11+12-13)	Total Foreign Exchange Change in Book/ Adjusted Carrying Value	Book/ Adjusted Carrying Value at Disposal Date	Foreign Exchange Gain (Loss) on Disposal	Realized Gain (Loss) on Disposal	Total Gain (Loss) on Disposal	Bond Interest/ Stock Dividends Received During Year	Stated Contractual Maturity Date
78409V-AD-6	S&P GLOBAL INC SENIOR CORP_BND		04/20/2022	VARIOUS		10,308,132	10,000,000	9,932,883	9,971,142		2,376		2,376		9,973,517		26,483	26,483	447,021	06/15/2025
78443C-CV-4	SLM PRIVATE CREDIT STUDENT LOAN SUB ABS_A		12/15/2022	PAYDOWN		1,264,318	1,264,318	916,631	956,102		308,216		308,216		1,264,318				10,225	12/15/2039
78450M-AA-0	SMB PRIVATE EDUCATION LOAN TRU ABS_ABS		12/15/2022	PAYDOWN		20,560,328	20,560,329	20,559,474	20,559,471		858		858		20,560,328				186,130	02/15/2051
78486Q-AD-3	SVB FINANCIAL GROUP SENIOR CORP_BND		11/10/2022	3RDPARTY		8,263,260	8,700,000	8,692,692	8,697,475		689		689		8,698,164		(434,904)	(434,904)	394,158	01/29/2025
78512*-AA-5	S&E REPLACEMENT POWER LLC SENIOR CORP_BN		12/02/2022	3RDPARTY REDEMPTION		9,284,124	9,739,341	9,739,341	9,739,341						9,739,341		(455,217)	(455,217)	390,907	05/31/2029
78512*-AA-5	S&E REPLACEMENT POWER LLC SENIOR CORP_BN		11/30/2022	100.0000 REDEMPTION		1,176,072	1,176,072	1,176,072	1,176,072						1,176,072				24,330	05/31/2029
78616#-AC-2	SACRAMENTO DOWNTOWN ARENA LLC SECURED CO		07/01/2022	100.0000		412,800	412,800	412,800	412,800						412,800				14,448	07/01/2041
78662M-AB-2	SAGANAW RECEIVABLES LLC SAG_19 SENIOR AB		12/01/2022	PAYDOWN		1,029,165	1,029,165	1,029,165	1,029,165						1,029,165				27,265	12/01/2023
797426-AG-8	SAN DIEGO FAMILY HOUSING LLC SENIOR MUNI		02/28/2022	VARIOUS		36,008	86,592	94,491	92,931		(56,923)		(56,923)		36,008				2,513	07/01/2048
80282K-AE-6	SANTANDER HOLDINGS USA INC SENIOR CORP_B		10/11/2022	3RDPARTY		3,773,590	3,800,000	4,119,998	4,115,394		(45,486)		(45,486)		4,069,908		(296,318)	(296,318)	161,275	07/17/2025
806605-AH-4	MERCK & CO INC SENIOR CORP_BND		09/27/2022	3RDPARTY		2,608,923	2,350,000	2,397,184	2,385,831		(1,017)		(1,017)		2,384,814		224,109	224,109	159,911	09/15/2037
806851-AG-6	SCHLUMBERGER HOLDINGS CORP SENIOR CORP_B		11/14/2022	3RDPARTY		3,872,040	4,000,000	4,183,240	4,113,427		(25,646)		(25,646)		4,087,781		(215,741)	(215,741)	144,444	12/21/2025
81618T-AC-4	OFFICE PROPERTIES INCOME TRUST SENIOR CO		12/28/2022	3RDPARTY		4,517,000	5,000,000	5,299,900	5,295,732		(101,809)		(101,809)		5,193,923		(676,923)	(676,923)	318,125	02/01/2025
816851-AP-4	SEMPRA ENERGY SENIOR CORP_BND		12/09/2022	3RDPARTY		2,110,520	2,000,000	2,299,500	2,229,800		(7,831)		(7,831)		2,221,968		(111,448)	(111,448)	139,333	10/15/2039
81746F-AG-0	SEQUOIA MORTGAGE TRUST SEMT_17 SUPSEN VH		12/01/2022	PAYDOWN		1,656,778	1,656,778	1,695,155	1,669,967		(13,190)		(13,190)		1,656,778				19,407	09/25/2047
81746V-AG-5	SEQUOIA MORTGAGE TRUST SEMT_18 SUPSEN VH		12/01/2022	PAYDOWN		7,341,153	7,341,153	7,022,990	7,241,911		99,241		99,241		7,341,153				81,843	03/25/2048
81747G-AG-7	SEQUOIA MORTGAGE TRUST SEMT_18 SUPSEN VH		12/01/2022	PAYDOWN		1,983,960	1,983,960	1,875,409	1,951,183		32,777		32,777		1,983,960				32,939	05/26/2048
81748A-AA-2	SEQUOIA MORTGAGE TRUST SEMT_20 SUPSEN VH		12/01/2022	PAYDOWN		2,917,779	2,917,780	2,977,959	2,960,406		(42,627)		(42,627)		2,917,779				32,711	04/25/2050
81748K-AA-0	SEQUOIA MORTGAGE TRUST SEMT_20 WHOLE_CMO		12/01/2022	PAYDOWN		1,593,276	1,593,276	1,632,610	1,623,835		(30,559)		(30,559)		1,593,276				18,194	03/25/2050
817743-AA-5	SERVPRO MASTER ISSUER LLC SPRO SENIOR AB		10/25/2022	PAYDOWN		260,000	260,000	260,000	260,000						260,000				6,308	10/25/2049
817826-AC-4	7-ELEVEN INC SENIOR CORP_BND 144A		04/07/2022	3RDPARTY		2,717,400	3,000,000	2,900,510	2,901,469		6,264		6,264		2,907,733		(190,333)	(190,333)	18,842	02/10/2026
82281E-AA-5	SHELLPOINT CO-ORIGINATOR TRUST WHOLE_CMO		12/01/2022	PAYDOWN		474,488	474,488	461,513	467,372		7,115		7,115		474,488				5,947	11/25/2046
82652N-AC-2	SIERRA RECEIVABLES FUNDING COM SUB ABS_A		05/17/2022	3RDPARTY		1,965,970	2,043,064	2,042,869	2,042,891		1		1		2,042,892		(76,922)	(76,922)	25,368	08/20/2036
82652N-AC-2	SIERRA RECEIVABLES FUNDING COM SUB ABS_A		04/20/2022	PAYDOWN		359,650	359,650	359,616	359,620		30		30		359,650				2,228	08/20/2036
82653G-AC-6	SIERRA RECEIVABLES FUNDING CO SUB ABS_AB		05/17/2022	3RDPARTY		653,131	660,458	660,445	660,438		5		5		660,443		(7,312)	(7,312)	11,399	09/20/2035
82653G-AC-6	SIERRA RECEIVABLES FUNDING CO SUB ABS_AB		04/20/2022	PAYDOWN		112,517	112,517	112,515	112,514		3		3		112,517				975	09/20/2035
828807-CV-7	SIMON PROPERTY GROUP LP SENIOR CORP_BND		11/09/2022	3RDPARTY		9,502,200	10,000,000	9,935,400	9,973,763		5,919		5,919		9,979,681		(477,481)	(477,481)	420,972	09/01/2025
82894*-AX-5	JR SIMPLOT CO SENIOR CORP_BND		12/14/2022	3RDPARTY		11,263,560	12,000,000	12,000,000	12,000,000						12,000,000		(736,440)	(736,440)	680,727	02/19/2028
832248-BB-3	SMITHFIELD FOODS INC SENIOR CORP_BND 144		10/25/2022	3RDPARTY		10,132,100	11,000,000	10,313,642	10,956,724		(636,810)		(636,810)		10,319,914		(187,814)	(187,814)	613,311	04/01/2029
832696-AK-4	J M SMUCKER CO SENIOR CORP_BND		11/09/2022	VARIOUS		24,050,646	25,000,000	25,173,021	25,064,563		(16,720)		(16,720)		25,047,842		(997,196)	(997,196)	976,092	03/15/2025
833034-AK-7	SNAP-ON INCORPORATED SENIOR CORP_BND		11/17/2022	3RDPARTY		9,443,700	10,000,000	9,990,600	9,994,821		831		831		9,995,651		(551,951)	(551,951)	397,222	03/01/2027
833794-AA-8	SODEXO INC SENIOR CORP_BND 144A		04/07/2022	3RDPARTY		2,737,718	2,946,000	2,926,497	2,926,717		1,185		1,185		2,927,902		(190,184)	(190,184)	22,999	04/16/2026
83413U-AB-6	SLR INVESTMENT CORP SENIOR CORP_BND		07/12/2022	3RDPARTY		996,719	1,000,000	981,841	983,394		8,281		8,281		991,675		5,044	5,044	44,000	01/20/2023
83416W-AA-1	SOLAR STAR FUNDING LLC SECURED CORP_BND		12/30/2022	VARIOUS REDEMPTION		723,418	723,418	723,418	723,418						723,418				28,268	06/30/2035
83421#-AA-1	SOLGEN LLC CORP_BND 3.930% 09/30/36		12/30/2022	100.0000		345,235	345,235	345,235	345,235						345,235				6,784	09/30/2036
835495-AJ-1	SONOCO PRODUCTS COMPANY SENIOR CORP_BND		12/09/2022	3RDPARTY		5,366,585	5,350,000	5,291,972	5,303,291		1,345		1,345		5,304,636		61,949	61,949	343,515	11/01/2040
83611J-AG-0	SOUND POINT CLO LTD SNPT_18-2 MEZZANIN		08/17/2022	3RDPARTY		1,263,419	1,425,000	1,260,319	1,425,000			164,681	(164,681)		1,260,319		3,101	3,101	43,675	07/28/2031
837004-CG-3	DOMINION ENERGY SOUTH CAROLINA SECURED C		12/05/2022	3RDPARTY REDEMPTION		1,189,864	1,300,000	1,293,500	1,294,557		142		142		1,294,699		(104,835)	(104,835)	58,471	06/15/2043
83887@-AB-8	COOPERATIVE ENERGY A MISSISSIP CORP_BND		12/09/2022	100.0000 REDEMPTION		291,746	291,746	291,746	291,746						291,746				11,868	12/09/2040
84055*-AE-8	SOUTH TEXAS ELECTRIC COOP INC CORP_BND		08/12/2022	100.0000		66,667	66,667	66,667	66,667						66,667				1,387	08/15/2048
841215-AA-4	SOUTHAVEN COMBINED CYCLE GENER SECURED C		08/15/2022	VARIOUS		1,032,004	1,032,004	1,032,004	1,032,004						1,032,004				29,863	08/15/2033
841504-AB-9	SOUTHEAST SUPPLY HEADER LLC SENIOR CORP_		08/11/2022	3RDPARTY		12,943,750	15,000,000	14,981,850	14,994,824		1,127		1,127		14,995,951		(2,052,201)	(2,052,201)	382,854	06/15/2024
842400-FL-2	SOUTHERN CALIFORNIA Edison COM SECURED C		12/09/2022	VARIOUS		7,851,929	8,000,000	7,292,106	7,949,350		(655,180)		(655,180)		7,294,170		557,759	557,759	515,258	03/15/2039
842400-FP-3	SOUTHERN CALIFORNIA Edison COM SECURED C		12/09/2022	3RDPARTY		1,510,350	1,500,000	1,586,480	1,575,715		(2,479)		(2,479)		1,573,236		(62,886)	(62,886)	102,667	03/15/2040
842434-CP-5	SOUTHERN CALIFORNIA GAS COMPAN SECURED C		11/14/2022	VARIOUS		23,910,200	25,000,000	24,940,750	24,977,316		5,267		5,267		24,982,583		(1,072,383)	(1,072,383)	704,889	06/15/2025

ANNUAL STATEMENT FOR THE YEAR 2022 OF THE AMERICAN EQUITY INVESTMENT LIFE INSURANCE COMPANY

SCHEDULE D - PART 4

Showing All Long-Term Bonds and Stocks SOLD, REDEEMED or Otherwise DISPOSED OF During Current Year

1	2	3	4	5	6	7	8	9	10	Change In Book/Adjusted Carrying Value					16	17	18	19	20	21
										11	12	13	14	15						
CUSIP Identification	Description	Foreign	Disposal Date	Name of Purchaser	Number of Shares of Stock	Consideration	Par Value	Actual Cost	Prior Year Book/ Adjusted Carrying Value	Unrealized Valuation Increase/ Decrease	Current Year's (Amortization)/ Accretion	Current Year's Other-Than-Temporary Impairment Recognized	Total Change in Book/ Adjusted Carrying Value (11+12-13)	Total Foreign Exchange Change in Book/ Adjusted Carrying Value	Book/ Adjusted Carrying Value at Disposal Date	Foreign Exchange Gain (Loss) on Disposal	Realized Gain (Loss) on Disposal	Total Gain (Loss) on Disposal	Bond Interest/ Stock Dividends Received During Year	Stated Contractual Maturity Date
84265V-AF-2	SOUTHERN COPPER CORP SENIOR CORP_BND		11/08/2022	MATURITY REDEMPTION		13,000,000	13,000,000	12,995,570	12,999,575		425		425		13,000,000				455,000	11/08/2022
84314F-AB-7	SOUTHERN ILLINOIS POWER COOP SENIOR CORP		12/15/2022	100,0000		357,143	357,143	357,143	357,143						357,143				15,402	06/15/2040
844895-AV-4	SOUTHWEST GAS CORP SENIOR CORP_BND		04/01/2022	VARIOUS		18,626,000	18,626,000	19,485,776	18,626,000						18,626,000				360,879	04/01/2022
84756N-AD-1	SPECTRA ENERGY PARTNERS LP SENIOR CORP_B		10/07/2022	3RD PARTY		31,974,922	32,200,000	31,377,103	32,407,088		(1,013,226)		(1,013,226)		31,393,862		581,060	581,060	1,644,213	03/15/2024
84858D-AA-6	SPIRIT AIRLINES CLASS A PASS T SECURED C		10/01/2022	VARIOUS REDEMPTION		1,207,141	1,207,141	1,211,668	1,210,146		(3,005)		(3,005)		1,207,141				37,120	10/01/2029
85045@-AA-4	SPRINGFIELD CLINIC LLP CORP_BND		12/21/2022	100,0000		262,911	262,911	262,911	262,911						262,911				8,719	12/21/2026
85208N-AD-2	SPRINT SPECTRUM CO I II III SECURED CO		09/16/2022	3RD PARTY REDEMPTION		4,790,844	4,812,500	5,045,906	5,028,495		(19,462)		(19,462)		5,009,033		(218,189)	(218,189)	171,012	09/20/2029
85208N-AD-2	SPRINT SPECTRUM CO I II III SECURED CO		06/21/2022	100,0000 REDEMPTION		875,000	875,000	917,438	914,272		(39,272)		(39,272)		875,000				10,422	09/20/2029
85236#-AA-1	SUNNOVA RAYS 1 SENIOR CORP_BND		10/30/2022	100,0000		216,091	216,091	216,091	216,091						216,091				7,080	04/30/2044
855244-AD-1	STARBUCKS CORPORATION SENIOR CORP_BND		11/18/2022	3RD PARTY		28,631,000	28,924,000	29,102,217	28,963,617		(28,705)		(28,705)		28,934,912		(303,912)	(303,912)	1,329,080	10/01/2023
857477-AL-7	STATE STREET CORP SRSUB CORP_BND		11/15/2022	VARIOUS		11,925,520	12,000,000	11,878,407	11,996,965		(89,663)		(89,663)		11,907,302		18,218	18,218	325,156	05/15/2023
857477-AT-0	STATE STREET CORP SENIOR CORP_BND		11/16/2022	3RD PARTY		14,574,687	15,000,000	14,366,722	14,991,872		(598,629)		(598,629)		14,393,243		181,444	181,444	664,146	08/18/2025
863579-RT-7	STRUCTURED ADJUSTABLE RATE MOR SENIOR WH		12/01/2022	PAYDOWN		357,344	330,705	304,283	296,725		60,619		60,619		357,344				4,463	05/25/2035
86359B-JV-4	STRUCTURED ASSET SECURITIES CO WHOLE_CMO		06/01/2022	PAYDOWN																03/25/2034
86361W-AA-9	STRUCTURED ASSET MORTGAGE INVE SUPSEN WH		12/27/2022	PAYDOWN		1,267,578	1,267,578	1,045,752	951,790		315,788		315,788		1,267,578				16,723	10/25/2036
86364C-AF-9	STRUCTURED ADJUSTABLE RATE MOR WHOLE_CMO		12/01/2022	PAYDOWN REDEMPTION		490,094	461,813	339,024	271,865		218,229		218,229		490,094				7,525	07/25/2037
86668@-AA-8	SUN COUNTRY AIRLINES HOLDINGS CORP_BND		12/15/2022	100,0000		1,379,295	1,379,295	1,379,295	1,379,295						1,379,295				50,248	06/15/2029
86765B-AJ-8	ENERGY TRANSFER LP SENIOR CORP_BND		02/15/2022	MATURITY		4,975,000	4,975,000	5,107,086	4,976,952		(1,952)		(1,952)		4,975,000				115,669	02/15/2022
86789M-AQ-0	SUNTRUST ALTERNATIVE LOAN TRUS WHOLE_CMO		12/01/2022	PAYDOWN		178,723	185,606	165,825	170,972		7,751		7,751		178,723				5,038	12/25/2035
87089H-AB-9	SWISS RE TREASURY US CORP SENIOR CORP_BN		11/22/2022	CALL 89,1470		802,323	900,000	893,394	894,197		156		156		894,353				(54,630)	12/06/2042
87162W-AC-4	TD SYNEX CORP SENIOR CORP_BND 144A		05/04/2022	3RD PARTY		1,604,613	1,700,000	1,682,575	1,682,882		2,248		2,248		1,685,129		(80,516)	(80,516)	15,760	08/09/2024
87162W-AC-4	TD SYNEX CORP SENIOR CORP_BND 144A		07/14/2022	TAX FREE EXCHANGE		3,273,748	3,300,000	3,266,175	3,266,770		6,978		6,978		3,273,748				39,188	08/09/2024
87162W-AJ-9	TD SYNEX CORP SENIOR CORP_BND 144A		07/14/2022	TAX FREE EXCHANGE		48,546	50,000	48,461	48,471		75		75		48,546				1,237	08/09/2031
871829-AF-4	SYSCO CORPORATION SENIOR CORP_BND		07/15/2022	3RD PARTY		2,716,075	2,500,000	2,887,150	2,687,135		(13,341)		(13,341)		2,673,794		42,281	42,281	157,083	08/01/2028
871829-AN-7	SYSCO CORPORATION SENIOR CORP_BND		07/08/2022	VARIOUS		10,893,510	10,000,000	12,215,900	11,692,858		(33,138)		(33,138)		11,659,720		(766,210)	(766,210)	542,882	03/17/2039
871829-BN-6	SYSCO CORPORATION SENIOR CORP_BND		04/06/2022	3RD PARTY		65,048	50,000	78,499	78,457		(165)		(165)		78,292		(13,244)	(13,244)	1,714	04/01/2050
87231C-AA-9	TCI FLATIRON CLO LTD TFLAT_17 ABS_ABS_1		10/20/2022	3RD PARTY		3,475,000	4,000,000	4,000,000	4,000,000						4,000,000		(525,000)	(525,000)	283,829	11/17/2030
87232B-AE-2	TCI-SYMPHONY CLO TSYPMP_17-1A ABS_ABS_17		08/17/2022	3RD PARTY		2,343,548	2,450,000	2,312,401	2,450,000						2,312,401		31,147	31,147	85,947	07/15/2030
87236Y-AF-5	TD AMERITRADE HOLDING CORPORAT SENIOR CO		05/01/2022	TAX FREE EXCHANGE		18,065						137,599	(137,599)				18,065			04/01/2027
87246Y-AC-0	NUVEEN FINANCE LLC SENIOR CORP_BND 144A		11/16/2022	3RD PARTY		9,747,127	10,000,000	9,988,600	9,996,289		1,103		1,103		9,997,393		(250,266)	(250,266)	430,833	11/01/2024
87249L-AJ-0	WIND RIVER CLO LTD WINDR_17-4A MEZZANIN		10/20/2022	3RD PARTY		2,971,935	3,569,892	3,569,892	3,569,892						3,569,892		(597,957)	(597,957)	126,308	11/20/2030
87249M-AA-7	WIND RIVER CLO LTD WINDR_17-4A SUB ABS_A		10/26/2022	3RD PARTY		2,223,000	2,850,000	2,850,000	2,850,000						2,850,000		(627,000)	(627,000)	187,409	11/20/2030
87264A-CM-5	T-MOBILE USA INC SECURED CORP_BND 144A		06/22/2022	TAX FREE EXCHANGE		4,846,818	5,000,000	4,844,400	4,845,113		1,705		1,705		4,846,818				149,222	10/15/2052
87267T-AA-9	VENTURE CDO LTD VENTR_14-18A SENIOR WHOL		12/25/2022	PAYDOWN		501,855	501,855	500,289	494,987		6,868		6,868		501,855				5,501	11/25/2056
87268R-AA-2	TRUPS FINANCIALS NOTE SECUR LT ABS_ABS		07/14/2022	3RD PARTY		879,517	902,069	902,069	902,069						879,517		(22,552)	(22,552)	16,396	02/28/2039
87268R-AA-2	TRUPS FINANCIALS NOTE SECUR LT ABS_ABS		02/28/2022	PAYDOWN		84,384	84,384	84,384	84,384						84,384				522	02/28/2039
87342R-AC-8	TACO BELL FUNDING BELL_16-1A SENIOR ABS		08/11/2022	3RD PARTY		8,116,171	8,151,000	8,151,000	8,151,000						8,151,000		(34,829)	(34,829)	288,074	05/25/2046
87342R-AC-8	TACO BELL FUNDING BELL_16-1A SENIOR ABS		05/25/2022	PAYDOWN		42,900	42,900	42,900	42,900						42,900				800	05/25/2046
875127-AW-2	TAMPA ELECTRIC COMPANY SENIOR CORP_BND		10/12/2022	3RD PARTY		4,042,680	4,000,000	3,394,340	3,774,060		(227,795)		(227,795)		3,546,264		496,416	496,416	224,817	05/15/2037
875127-BB-7	TAMPA ELECTRIC COMPANY SENIOR CORP_BND		09/15/2022	VARIOUS		3,000,000	3,000,000	2,840,970	2,986,112		13,888		13,888		3,000,000				78,000	09/15/2022
87612E-AU-0	TARGET CORPORATION SENIOR CORP_BND		09/27/2022	3RD PARTY		3,432,600	3,000,000	3,057,000	3,043,398		(1,149)		(1,149)		3,042,249		390,351	390,351	253,167	01/15/2038
87612E-BA-3	TARGET CORPORATION SENIOR CORP_BND		12/09/2022	3RD PARTY REDEMPTION		2,356,098	2,550,000	2,495,405	2,506,189		1,324		1,324		2,507,513		(151,415)	(151,415)	147,900	07/01/2042
88031V-AA-7	TENASKA GATEWAY PARTNERS LTD SECURED COR		12/30/2022	100,0000 REDEMPTION		450,169	450,169	474,929	463,688		(13,519)		(13,519)		450,169				17,028	12/30/2023
88307*-AA-3	TEXOMA WIND LLC SECURED CORP_BND		12/30/2022	100,0000		1,486,963	1,486,963	1,486,963	1,486,963						1,486,963				30,631	06/30/2034

ANNUAL STATEMENT FOR THE YEAR 2022 OF THE AMERICAN EQUITY INVESTMENT LIFE INSURANCE COMPANY

SCHEDULE D - PART 4

Showing All Long-Term Bonds and Stocks SOLD, REDEEMED or Otherwise DISPOSED OF During Current Year

1	2	3	4	5	6	7	8	9	10	Change In Book/Adjusted Carrying Value					16	17	18	19	20	21
										11	12	13	14	15						
CUSIP Identi- fication	Description	For- eign	Disposal Date	Name of Purchaser	Number of Shares of Stock	Con- sideration	Par Value	Actual Cost	Prior Year Book/ Adjusted Carrying Value	Unrealized Valuation Increase/ Decrease	Current Year's (Amor- tization)/ Accretion	Current Year's Other- Than- Temporary Impairment Recognized	Total Change in Book/ Adjusted Carrying Value (11+12-13)	Total Foreign Exchange Change in Book/ Adjusted Carrying Value	Book/ Adjusted Carrying Value at Disposal Date	Foreign Exchange Gain (Loss) on Disposal	Realized Gain (Loss) on Disposal	Total Gain (Loss) on Disposal	Bond Interest/ Stock Dividends Received During Year	Stated Con- tractual Maturity Date
883556-BM-3	THERMO FISHER SCIENTIFIC INC SENIOR CORP		..02/07/2022	VARIOUS		9,640,260	9,000,000	8,987,220	8,994,415			132	132		8,994,547		5,453	5,453	687,710	..12/15/2025
883556-BY-7	THERMO FISHER SCIENTIFIC INC SENIOR CORP		..10/13/2022	3RDPARTY		1,083,082	1,300,000	1,284,725	1,285,963			249	249		1,286,212		(203,130)	(203,130)	62,479	..08/15/2047
88432U-AJ-5	WIND RIVER CLO LTD WINDR_18-3A ABS_ABS		..08/11/2022	3RDPARTY		5,641,800	6,000,000	6,000,000	6,000,000						6,000,000		(358,200)	(358,200)	180,695	..01/20/2031
88432V-AJ-3	WIND RIVER CLO LTD WINDR_18-1 MEZZANIN A		..10/26/2022	3RDPARTY		11,171,500	12,500,000	12,500,000	12,500,000						12,500,000		(1,328,500)	(1,328,500)	435,535	..07/15/2030
88432W-AA-0	WIND RIVER CLO LTD WINDR_18-1 SUB ABS_AB		..11/01/2022	3RDPARTY		3,556,395	4,500,000	4,500,000	4,500,000						4,500,000		(943,605)	(943,605)	318,157	..07/15/2030
88432X-AA-8	WIND RIVER CLO LTD WINDR_18-3A SUB ABS_A		..11/01/2022	3RDPARTY		4,063,000	5,000,000	5,000,000	5,000,000						5,000,000		(937,000)	(937,000)	358,572	..01/20/2031
88434H-AL-7	WIND RIVER CLO LTD WINDR_18-2A MEZZANIN		..11/09/2022	VARIOUS		9,114,650	10,000,000	9,857,279	10,000,000			142,721	(142,721)		9,857,279		(742,629)	(742,629)	326,835	..07/15/2030
88606W-AA-0	THUNDERBOLT AIRCRAFT LEASE LTD SENIOR AB		..12/15/2022	PAYDOWN		113,306	113,306	113,302	113,946			(640)	(640)		113,306				3,182	..05/17/2032
886546-AD-2	TIFFANY & CO SENIOR CORP_BND		..12/09/2022	3RDPARTY		2,832,566	3,050,000	2,852,543	2,872,551			3,930	3,930		2,876,481		(43,916)	(43,916)	179,340	..10/01/2044
889175-BD-6	TOLEDO EDISON CO THE SECURED CORP_BND		..10/01/2022	CFRT - TRADING BLK		11,944,131	11,738,000	10,986,184	12,139,036		(1,152,917)		(1,152,917)		10,986,118		958,013	958,013	629,646	..05/15/2037
891027-AQ-7	GLOBE LIFE INC SENIOR CORP_BND		..09/15/2022	VARIOUS		27,500,000	27,500,000	27,556,535	27,504,692		(4,692)		(4,692)		27,500,000				1,045,000	..09/15/2022
891092-AE-8	TORO COMPANY THE SENIOR CORP_BND		..11/18/2022	3RDPARTY		1,268,763	1,250,000	1,325,563	1,308,020		(2,093)		(2,093)		1,305,926		(37,164)	(37,164)	87,413	..05/01/2037
891906-AC-3	GLOBAL PAYMENTS INC SENIOR CORP_BND		..03/03/2022	3RDPARTY		4,287,760	4,000,000	4,443,360	4,438,101		(19,284)		(19,284)		4,418,817		(131,057)	(131,057)	83,200	..04/01/2026
89236T-DR-3	TOYOTA MOTOR CREDIT CORP SENIOR CORP_BND		..11/17/2022	3RDPARTY		14,045,250	15,000,000	14,950,350	14,973,050		4,476		4,476		14,977,526		(932,276)	(932,276)	653,333	..01/11/2027
89255#-AA-9	VANDERBILT UNIVERSITY TRADEMAR ABS_ABS		..12/01/2022	PAYDOWN		7,735	7,735	7,735	7,735						7,735				333	..07/01/2048
893647-BE-6	TRANSIGM INC SECURED CORP_BND 144A		..12/21/2022	3RDPARTY		2,081,546	2,100,000	2,174,813	2,158,544		(31,181)		(31,181)		2,127,363		(45,817)	(45,817)	166,250	..03/15/2026
893830-BD-1	TRANSOCEAN INC SENIOR CORP_BND 144A		..02/09/2022	3RDPARTY		6,022,630	5,963,000	2,444,830	2,444,830						2,444,830		3,577,800	3,577,800	363,826	..01/30/2027
89417E-AN-9	TRAVELERS COMPANIES INC SENIOR CORP_BND		..10/13/2022	3RDPARTY		515,957	650,000	645,866	646,158			67	67		646,224		(130,267)	(130,267)	29,250	..03/07/2048
89566E-AD-0	TRI-STATE GENERATION AND TRANS SECURED C		..12/09/2022	3RDPARTY		3,735,760	4,000,000	3,920,360	3,936,082		1,839		1,839		3,937,921		(202,161)	(202,161)	238,667	..06/15/2040
902494-AT-0	TYSON FOODS INC SENIOR CORP_BND		..03/15/2022	VARIOUS		25,000,000	25,000,000	25,330,700	25,007,838		(9,502)		(9,502)		24,998,337		1,664	1,664	281,250	..06/15/2022
902494-BD-4	TYSON FOODS INC SENIOR CORP_BND		..12/09/2022	3RDPARTY		1,651,752	1,800,000	1,789,488	1,790,326			196	196		1,790,522		(138,770)	(138,770)	84,403	..06/02/2047
902494-BG-7	TYSON FOODS INC SENIOR CORP_BND		..12/21/2022	3RDPARTY		3,969,146	4,000,000	4,240,243	4,214,511		(125,488)		(125,488)		4,089,024		(119,877)	(119,877)	191,967	..09/28/2023
902494-BJ-1	TYSON FOODS INC SENIOR CORP_BND		..05/04/2022	3RDPARTY		2,815,876	2,800,000	3,030,804	3,027,621		(19,068)		(19,068)		3,008,553		(192,677)	(192,677)	76,222	..03/01/2026
90261A-AB-8	UBS AG STAMFORD BRANCH SUB CORP_BND		..05/26/2022	3RDPARTY		1,010,170	1,000,000	1,077,319	1,021,837		(13,979)		(13,979)		1,007,858		2,312	2,312	59,094	..08/17/2022
902691-AE-4	UGI UTILITIES INC SENIOR CORP_BND		..12/09/2022	VARIOUS		2,223,303	2,080,000	2,136,493	2,121,544		(1,438)		(1,438)		2,120,106		103,197	103,197	135,263	..09/30/2036
90269G-AE-1	UBS COMMERCIAL MORTGAGE TRUST AM SUB_CMB		..03/01/2022	PAYDOWN		8,100,000	8,100,000	8,517,656	8,160,996		(60,996)		(60,996)		8,100,000				39,552	..05/10/2045
90269G-AF-8	UBS COMMERCIAL MORTGAGE TRUST SUB SUB_CM		..04/01/2022	PAYDOWN		16,947,000	16,947,000	18,570,758	16,983,766		(36,766)		(36,766)		16,947,000				230,253	..05/10/2045
90270R-AA-2	UBS-BARCLAYS COMMERCIAL MORTGA AM SUB_CM		..10/01/2022	PAYDOWN		5,000,000	5,000,000	4,710,547	4,960,568		39,432		39,432		5,000,000				128,743	..12/10/2045
90270R-AE-4	UBS-BARCLAYS COMMERCIAL MORTGA SENIOR_CM		..11/01/2022	PAYDOWN				5,685,941	541,511		(541,511)		(541,511)						588,100	..12/10/2045
90270R-AG-9	UBS-BARCLAYS COMMERCIAL MORTGA SUB SUB_C		..11/01/2022	PAYDOWN		3,500,000	3,500,000	3,547,578	3,502,434		(2,434)		(2,434)		3,500,000				115,986	..12/10/2045
90276G-AX-0	UBS COMMERCIAL MORTGAGE TRUST SUB SUB_CM		..08/24/2022	3RDPARTY		479,875	550,000	536,014	537,012		180		180		537,192		(57,317)	(57,317)	16,560	..08/15/2050
902917-AH-6	WASTE MANAGEMENT INC SENIOR CORP_BND		..10/01/2022	CFRT - TRADING BLK		6,386,560	5,875,000	5,943,614	6,230,293		(286,679)		(286,679)		5,943,614		442,946	442,946	495,785	..07/15/2028
90349D-AJ-1	UBS-BARCLAYS COMMERCIAL MORTGA SENIOR_CM		..07/01/2022	PAYDOWN				8,320,241	389,670		(389,670)		(389,670)						474,992	..08/10/2049
90349D-AN-2	UBS-BARCLAYS COMMERCIAL MORTGA SUB SUB_C		..07/01/2022	PAYDOWN		34,250,000	34,250,000	34,911,996	34,287,074		(37,074)		(37,074)		34,250,000				872,091	..08/10/2049
904764-AS-6	UNILEVER CAPITAL CORP SENIOR CORP_BND		..11/09/2022	3RDPARTY		14,275,650	15,000,000	14,825,700	14,931,084		16,024		16,024		14,947,108		(671,458)	(671,458)	599,333	..07/30/2025
907818-DU-9	UNION PACIFIC CORPORATION SENIOR CORP_BN		..12/09/2022	3RDPARTY		1,856,108	1,950,000	1,949,181	1,949,464		14		14		1,949,478		(93,370)	(93,370)	92,110	..12/15/2043
909318-AA-5	UNITED AIRLINES 2018-1 AA PASS SECURED C		..09/01/2022	100.0000 REDEMPTION		198,261	198,261	198,261	198,261						198,261				5,204	..09/01/2031
90931C-AA-6	UNITED AIRLINES 2019-1 PASS TH SECURED C		..08/25/2022	100.0000 REDEMPTION		46,249	46,249	50,561	49,949		(3,700)		(3,700)		46,249				1,440	..08/25/2031
90931E-AA-2	UNITED AIRLINES 2019-1 PASS TH SECURED C		..08/25/2022	100.0000		138,420	138,420	138,420	138,420						138,420				4,724	..08/25/2031
90931G-AA-7	UNITED AIRLINES 2020-1 CLASS A SECURED C		..11/23/2022	3RDPARTY REDEMPTION		3,851,970	3,951,917	3,951,917	3,951,917						3,951,917		(99,946)	(99,946)	256,682	..10/15/2027
90931G-AA-7	UNITED AIRLINES 2020-1 CLASS A SECURED C		..10/15/2022	100.0000 REDEMPTION		564,583	564,583	564,583	564,583						564,583				20,731	..10/15/2027
90931V-AA-4	UNITED AIRLINES 2018 1A PASS T SECURED C		..09/01/2022	100.0000 REDEMPTION		743,478	743,478	743,478	743,478						743,478				20,632	..09/01/2031
90932D-AA-3	UNITED AIRLINES 2016-2 PASS TH SECURED C		..10/07/2022	100.0000		1,268,687	1,268,687	1,268,687	1,268,687						1,268,687				29,497	..04/07/2030
90932L-AB-3	UNITED AIRLINES 2015-1 PASS TH SECURED C		..12/01/2022	VARIOUS		4,000,000	4,000,000	4,000,000	4,000,000						4,000,000				148,000	..12/01/2022
90983V-AA-1	UNITED COMMUNITIES LLC SECURED MUNITAX B		..09/15/2022	VARIOUS		485,249	485,249	460,309	464,363		20,886		20,886		485,249				20,420	..09/15/2051

ANNUAL STATEMENT FOR THE YEAR 2022 OF THE AMERICAN EQUITY INVESTMENT LIFE INSURANCE COMPANY

SCHEDULE D - PART 4

Showing All Long-Term Bonds and Stocks SOLD, REDEEMED or Otherwise DISPOSED OF During Current Year

1	2	3	4	5	6	7	8	9	10	Change In Book/Adjusted Carrying Value					16	17	18	19	20	21
										11	12	13	14	15						
CUSIP Identification	Description	Foreign	Disposal Date	Name of Purchaser	Number of Shares of Stock	Consideration	Par Value	Actual Cost	Prior Year Book/ Adjusted Carrying Value	Unrealized Valuation Increase/ Decrease	Current Year's (Amortization)/ Accretion	Current Year's Other-Than-Temporary Impairment Recognized	Total Change in Book/ Adjusted Carrying Value (11+12-13)	Total Foreign Exchange Change in Book/ Adjusted Carrying Value	Book/ Adjusted Carrying Value at Disposal Date	Foreign Exchange Gain (Loss) on Disposal	Realized Gain (Loss) on Disposal	Total Gain (Loss) on Disposal	Bond Interest/ Stock Dividends Received During Year	Stated Contractual Maturity Date
910637-NF-0	UNITED ILLUMINATING CO CORP_BND		09/05/2022	MATURITY		4,000,000	4,000,000	4,000,000	4,000,000						4,000,000				251,096	09/05/2022
910637-PF-2	UNITED ILLUMINATING CO CORP_BND		12/06/2022	MATURITY		3,000,000	3,000,000	3,000,000	3,000,000						3,000,000				187,800	12/06/2022
911312-AJ-5	UNITED PARCEL SERVICE INC SENIOR CORP_BN		12/09/2022	VARIOUS		8,531,111	7,831,000	8,100,617	8,778,145		(732,371)		(732,371)		8,045,774		485,337	485,337	599,980	01/15/2038
91159H-HM-5	US BANCORP SUB CORP_BND		11/17/2022	VARIOUS		13,256,882	14,000,000	13,989,220	13,994,937		933		933		13,995,870		(738,988)	(738,988)	414,367	04/27/2026
91159H-HR-4	US BANCORP SENIOR CORP_BND		11/17/2022	3RDPARTY		15,017,280	16,000,000	15,990,400	15,994,519		853		853		15,995,372		(978,092)	(978,092)	537,600	04/27/2027
913017-BP-3	RAYTHEON TECHNOLOGIES CORPORAT SENIOR CO		12/09/2022	VARIOUS		17,635,685	15,250,000	17,909,403	17,283,040		(52,664)		(52,664)		17,230,376		405,309	405,309	1,036,826	07/15/2038
913017-BS-7	RAYTHEON TECHNOLOGIES CORPORAT SENIOR CO		10/01/2022	CFRT - TRADING BLK		8,963,334	9,000,000	8,000,759	8,984,803		(984,045)		(984,045)		8,000,759		962,575	962,575	490,200	04/15/2040
91324P-AR-3	UNITEDHEALTH GROUP INC SENIOR CORP_BND		10/01/2022	VARIOUS		14,374,520	14,000,000	12,349,281	13,522,640		(1,136,506)		(1,136,506)		12,386,133		1,988,387	1,988,387	843,868	03/15/2036
91324P-BK-7	UNITEDHEALTH GROUP INC SENIOR CORP_BND		09/28/2022	3RDPARTY		3,295,650	3,000,000	2,955,300	2,965,796		889		889		2,966,685		328,965	328,965	232,031	02/15/2038
91324P-BQ-4	UNITEDHEALTH GROUP INC SENIOR CORP_BND		10/01/2022	CFRT - TRADING BLK		4,232,464	4,000,000	3,736,518	4,204,243		(467,725)		(467,725)		3,736,518		495,946	495,946	267,089	02/15/2041
91324P-CQ-2	UNITEDHEALTH GROUP INC SENIOR CORP_BND		12/05/2022	3RDPARTY		1,739,906	1,900,000	1,874,236	1,878,796		578		578		1,879,374		(139,468)	(139,468)	99,143	03/15/2043
91324P-CQ-3	UNITEDHEALTH GROUP INC SENIOR CORP_BND		12/09/2022	3RDPARTY		1,000,550	1,000,000	999,880	999,899		5		5		999,904		646	646	65,264	07/15/2035
913903-AY-6	UNIVERSAL HEALTH SERVICES INC SECURED CO		12/22/2022	TAX FREE EXCHANGE		49,055	50,000	48,959	48,965		90		90		49,055				1,785	01/15/2032
91533B-AD-2	VIATRIS INC SENIOR CORP_BND 144A		05/01/2022	TAX FREE EXCHANGE		30,553											30,553			06/22/2030
91679R-AA-7	UPSTART PASS-THROUGH TRUST UPS ABS_ABS		12/20/2022	PAYDOWN		214,623	214,623	214,623	214,623						214,623				3,493	04/20/2028
917435-AA-7	UTAH HSG CORP MILITARY HSG MUNITAX_BND R		07/01/2022	VARIOUS		81,080	81,080	80,783	80,838		241		241		81,080				3,078	07/01/2050
917435-AB-5	UTAH HSG CORP MILITARY HSG MUNITAX_BND R		07/01/2022	VARIOUS		161,825	161,825	154,171	155,483		6,343		6,343		161,825				7,858	07/01/2050
91752*-AA-7	UTAH SOLAR HOLDINGS LLC CORP_BND		06/30/2022	100.0000		377,867	377,867	377,867	377,867						377,867				6,783	12/31/2036
91830C-AL-2	VNO MORTGAGE TRUST VNO_12-6AV SUB SUB_C		08/01/2022	PAYDOWN		5,450,000	5,450,000	5,197,250	5,429,190		20,810		20,810		5,450,000				122,767	11/15/2030
91913Y-AS-9	VALERO ENERGY CORPORATION SENIOR CORP_BN		11/09/2022	3RDPARTY		9,564,600	10,000,000	9,970,900	9,989,507		2,726		2,726		9,992,234		(427,634)	(427,634)	424,819	03/15/2025
91913Y-AU-4	VALERO ENERGY CORPORATION SENIOR CORP_BN		11/17/2022	3RDPARTY		3,783,120	4,000,000	3,986,200	3,992,931		1,250		1,250		3,994,181		(211,061)	(211,061)	160,933	09/15/2026
91927*-AA-3	VALLEY 2016 LEASE-BACKED PT TR CORP_BND		12/15/2022	100.0000		147,421	147,421	147,421	147,421						147,421				3,214	01/15/2043
920253-AF-8	VALMONT INDUSTRIES INC SENIOR CORP_BND		08/02/2022	VARIOUS		24,931,933	26,150,000	26,123,314	26,126,927		315		315		26,127,242		(1,195,309)	(1,195,309)	1,100,479	10/01/2044
92211M-AE-3	VANTAGE DATA CENTERS ISSUER LL SENIOR AB		12/15/2022	PAYDOWN		107,503	107,500	107,500	107,500				3		107,503				2,443	11/16/2043
92212K-AA-4	VANTAGE DATA CENTERS ISSUER LL SENIOR AB		12/15/2022	PAYDOWN		35,003	35,000	35,000	35,000		2		2		35,003				605	07/15/2044
92328G-AY-2	VENTURE CDO LTD VENTR_13-14A ABS_ABS_13		09/15/2022	3RDPARTY		762,764	875,000	792,822	875,000			82,178	(82,178)		792,822		(30,059)	(30,059)	35,156	08/28/2029
92332C-AD-1	VENTURE CDO LTD VENTR_18-34A MEZZANIN AB		09/28/2022	VARIOUS		6,186,382	6,950,000	6,950,000	6,950,000						6,950,000		(763,619)	(763,619)	243,337	10/15/2031
92343V-EP-5	VERIZONCOMMUNICATIONSINC SENIOR CORP_BND		01/05/2022	3RDPARTY		7,130,144	7,000,000	7,145,670	7,143,045		(750)		(750)		7,142,295		(12,151)	(12,151)	12,944	05/15/2025
92343V-GC-2	VERIZONCOMMUNICATIONSINC SENIOR CORP_BND		02/03/2022	3RDPARTY		9,871,200	10,000,000	10,647,000	10,645,415		(751)		(751)		10,644,664		(773,464)	(773,464)	138,750	03/22/2061
925524-AX-8	PARAMOUNT GLOBAL SENIOR CORP_BND		06/09/2022	VARIOUS		1,476,941	1,350,000	1,549,179	1,494,805		(2,980)		(2,980)		1,491,825		(14,884)	(14,884)	57,492	04/30/2036
92553P-AC-6	PARAMOUNT GLOBAL SENIOR CORP_BND		12/09/2022	VARIOUS		2,455,785	2,500,000	2,702,500	2,655,887		(4,554)		(4,554)		2,651,333		(195,548)	(195,548)	166,875	10/05/2037
92558K-AG-3	VIBRANT CLO LTD VIBR_18-10A MEZZANIN ABS		08/11/2022	3RDPARTY		911,900	1,000,000	883,435	1,000,000			116,565	(116,565)		883,435		28,465	28,465	32,608	10/20/2031
92763M-AA-3	VIPER ENERGY PARTNERS LP SENIOR CORP_BND		12/21/2022	3RDPARTY		3,824,500	4,000,000	4,088,281	4,073,874		(22,666)		(22,666)		4,051,208		(226,708)	(226,708)	244,861	11/01/2027
927804-FB-5	VIRGINIA ELECTRIC AND POWER CO SENIOR CO		12/09/2022	3RDPARTY		1,601,115	1,500,000	1,680,660	1,659,575		(32,667)		(32,667)		1,626,909		(25,794)	(25,794)	97,000	05/15/2037
92783*-AA-4	VIRGINIA INTERNATIONAL GATEWAY CORP_BND		12/31/2022	100.0000		164,767	164,767	164,767	164,767						164,767				4,069	06/30/2030
92826C-AE-2	VISA INC SENIOR CORP_BND		12/09/2022	3RDPARTY		7,240,604	7,400,000	7,390,010	7,392,220		400		400		7,392,619		(152,015)	(152,015)	306,247	12/14/2035
928668-AR-3	VOLKSWAGEN GROUP OF AMERICA F1 SENIOR CO		08/11/2022	3RDPARTY		5,011,004	5,000,000	4,970,450	4,988,219		3,756		3,756		4,991,975		19,029	19,029	158,194	11/13/2023
92890F-AY-2	WF-RBS COMMERCIAL MORTGAGE TRU SUB SUB_C		09/14/2022	3RDPARTY		8,100,000	9,000,000	9,277,562	9,070,793		(25,780)		(25,780)		9,045,013		(945,013)	(945,013)	311,933	05/15/2047
92916X-AQ-0	ING INVESTMENT MANAGEMENT CLO SUB ABS_AB		08/11/2022	3RDPARTY		888,500	1,000,000	916,814	1,000,000			83,186	(83,186)		916,814		(28,314)	(28,314)	32,860	10/18/2031
92917K-AE-4	VOYA CLO LTD VOYA_18-3A MEZZANIN ABS_ABS		09/28/2022	DIRECT		246,000	300,000	300,000	300,000						300,000		(54,000)	(54,000)	11,427	10/15/2031
92917R-AJ-8	VOYA CLO LTD VOYA_19-2 ABS_ABS_19-2A 14		09/15/2022	3RDPARTY		1,030,050	1,125,000	1,125,000	1,125,000						1,125,000		(94,950)	(94,950)	47,899	07/20/2032
929227-2G-0	WAMU MORTGAGE PASS-THROUGH CER SUPSEN VH		12/01/2022	PAYDOWN		80,624	80,624	67,422	71,938		8,686		8,686		80,624				1,469	06/25/2033
92922F-AD-7	WAMU MORTGAGE PASS-THROUGH CER SUPSEN VH		12/01/2022	PAYDOWN		23,413	23,413	21,481	22,519		894		894		23,413				272	12/25/2035
92922F-TJ-7	WAMU MORTGAGE PASS-THROUGH CER SENIOR VH		12/25/2022	PAYDOWN		89,693	89,693	83,191	84,984		4,709		4,709		89,693				464	06/25/2044
92930R-AD-4	COMMERCIAL MORTGAGE PASS-THROU SUB SUB_C		07/26/2022	3RDPARTY		1,542,250	1,550,000	1,588,629	1,551,476		(3,049)		(3,049)		1,548,427		(6,177)	(6,177)	39,184	11/15/2045
92930R-AD-4	COMMERCIAL MORTGAGE PASS-THROU SUB SUB_C		10/01/2022	PAYDOWN		8,450,000	8,450,000	8,660,591	8,458,046		(8,046)		(8,046)		8,450,000				266,925	11/15/2045
92930R-AF-9	WF-RBS COMMERCIAL MORTGAGE TRU SENIOR CM		09/01/2022	PAYDOWN				5,834,692	329,514		(329,514)		(329,514)						417,468	11/17/2045

ANNUAL STATEMENT FOR THE YEAR 2022 OF THE AMERICAN EQUITY INVESTMENT LIFE INSURANCE COMPANY

SCHEDULE D - PART 4

Showing All Long-Term Bonds and Stocks SOLD, REDEEMED or Otherwise DISPOSED OF During Current Year

1	2	3	4	5	6	7	8	9	10	Change In Book/Adjusted Carrying Value					16	17	18	19	20	21
										11	12	13	14	15						
CUSIP Identification	Description	Foreign	Disposal Date	Name of Purchaser	Number of Shares of Stock	Consideration	Par Value	Actual Cost	Prior Year Book/ Adjusted Carrying Value	Unrealized Valuation Increase/ Decrease	Current Year's (Amortization)/ Accretion	Current Year's Other-Than-Temporary Impairment Recognized	Total Change in Book/ Adjusted Carrying Value (11+12-13)	Total Foreign Exchange Change in Book/ Adjusted Carrying Value	Book/ Adjusted Carrying Value at Disposal Date	Foreign Exchange Gain (Loss) on Disposal	Realized Gain (Loss) on Disposal	Total Gain (Loss) on Disposal	Bond Interest/ Stock Dividends Received During Year	Stated Contractual Maturity Date
92936J-AN-4	WF-RBS COMMERCIAL MORTGAGE TRU SUB SUB_C		12/01/2022	PAYDOWN		352,060	352,060	383,596	352,840		(780)		(780)		352,060				9,882	11/15/2044
92936Q-AS-7	COMMERCIAL MORTGAGE PASS-THROU SUB SUB_C		03/01/2022	PAYDOWN		7,615,521	7,615,521	8,089,975	7,622,071		(6,550)		(6,550)		7,615,521				108,152	04/15/2045
92936Y-AG-6	WF-RBS COMMERCIAL MORTGAGE TRU SUB SUB_C		07/01/2022	PAYDOWN		6,000,000	6,000,000	6,434,766	6,032,653		(32,653)		(32,653)		6,000,000				171,927	08/15/2045
92936Y-AK-7	WF-RBS COMMERCIAL MORTGAGE TRU SENIOR SE		07/01/2022	PAYDOWN		13,037,781		476,117	476,117		(476,117)		(476,117)						675,927	08/15/2045
92936Y-AM-3	WF-RBS COMMERCIAL MORTGAGE TRU SENIOR SE		07/01/2022	PAYDOWN				3,359,745	115,461		(115,461)		(115,461)						233,821	08/15/2045
92936Y-AR-2	WF-RBS COMMERCIAL MORTGAGE TRU SUB SUB_C		08/01/2022	PAYDOWN		2,500,000	2,500,000	2,391,797	2,478,581		21,419		21,419		2,500,000				75,897	08/15/2045
92937E-AJ-3	WF-RBS COMMERCIAL MORTGAGE TRU SUB SUB_C		05/09/2022	3RDPARTY		7,284,916	7,481,000	7,129,261	7,393,867		15,241		15,241		7,409,108		(124,192)	(124,192)	141,062	03/15/2045
92938C-AG-2	WF-RBS COMMERCIAL MORTGAGE TRU SENIOR CM		12/01/2022	PAYDOWN				379,272	43,747		(43,747)		(43,747)						20,803	08/15/2046
92939F-AX-7	WF-RBS COMMERCIAL MORTGAGE TRU SUB SUB_C		08/16/2022	3RDPARTY		6,255,488	6,500,000	6,694,519	6,549,447		(14,385)		(14,385)		6,535,062		(279,574)	(279,574)	195,495	08/15/2047
92939V-AG-9	WP GLIMCHER MALL TRUST JPMDB_1 SUB_CMBS		05/18/2022	3RDPARTY		10,773,750	13,000,000	10,979,280	11,355,898		93,703	470,321	(376,618)		10,979,280		(205,530)	(205,530)	178,557	06/05/2035
929903-AM-4	WELLS FARGO & COMPANY SUB CORP_BND		10/01/2022	CFRT - TRADING BLK		9,484,409	10,200,000	8,780,307	9,591,025		(810,718)		(810,718)		8,780,307		704,102	704,102	651,383	08/01/2035
931142-CB-7	WALMART INC SENIOR CORP_BND		10/01/2022	VARIOUS		33,242,910	32,386,000	30,323,980	32,879,177		(2,566,688)		(2,566,688)		30,312,488		2,930,421	2,930,421	1,831,880	09/01/2035
931142-CK-7	WALMART INC SENIOR CORP_BND		11/18/2022	VARIOUS		3,479,469	3,000,000	3,192,687	3,476,421		(309,284)		(309,284)		3,167,137		312,332	312,332	222,589	08/15/2037
931142-CM-3	WALMART INC SENIOR CORP_BND		10/01/2022	VARIOUS		13,515,254	12,000,000	10,991,615	12,151,251		(1,166,458)		(1,166,458)		10,984,793		2,530,461	2,530,461	710,666	04/15/2038
931142-DK-6	WALMART INC SENIOR CORP_BND		10/14/2022	3RDPARTY		1,066,614	1,150,000	1,246,727	1,231,614		(1,927)		(1,927)		1,229,688		(163,074)	(163,074)	57,053	10/02/2043
931427-AQ-1	WALGREENS BOOTS ALLIANCE INC SENIOR CORP		04/07/2022	3RDPARTY		4,999,650	5,000,000	5,317,700	5,314,064		(19,596)		(19,596)		5,294,467		(294,817)	(294,817)	60,854	06/01/2026
933634-AJ-6	WAMU MORTGAGE PASS-THROUGH CER SUPSEN VH		12/01/2022	PAYDOWN		51,989	50,457	39,314	42,562		9,427		9,427		51,989				555	08/25/2036
933635-AA-2	WAMU MORTGAGE PASS-THROUGH CER SUPSEN VH		12/01/2022	PAYDOWN		205,969	187,207	90,195	100,252		105,717		105,717		205,969				668	03/25/2047
93363C-AB-5	WAMU MORTGAGE PASS-THROUGH CER SUPSEN VH		12/01/2022	PAYDOWN		125,887	123,357	103,774	109,185		16,702		16,702		125,887				535	07/25/2046
939336-T2-9	WASHINGTON MUTUAL MSC MORTGAGE SENIOR VH		12/01/2022	PAYDOWN		116,838	116,839	109,317	111,355		5,484		5,484		116,838				3,262	08/25/2038
93934F-BC-5	WASHINGTON MUTUAL ALTERNATIVE WHOLE_CMO		12/01/2022	PAYDOWN		274,405	286,065	258,858	246,431		27,974		27,974		274,405				10,885	09/25/2035
93934F-JQ-6	WASHINGTON MUTUAL MORTGAGE PAS SUPSEN VH		12/25/2022	PAYDOWN		79,440		76,186	65,473		14,339		14,339		500				500	02/25/2036
93934F-MN-9	WASHINGTON MUTUAL MORTGAGE PAS WHOLE_CMO		12/01/2022	PAYDOWN		167,879	153,664	129,846	129,721		38,158		38,158		167,879				981	04/25/2046
93935L-AB-4	WMALT MORTGAGE PASS-THROUGH CE SENIOR VH		12/01/2022	PAYDOWN		158,879	150,803	131,575	131,338		27,541		27,541		158,879				757	10/25/2046
94106L-AY-5	WASTE MANAGEMENT INC SENIOR CORP_BND		06/15/2022	VARIOUS REDEMPTION		21,000,000	21,000,000	19,244,390	20,837,546		104,558		104,558		20,942,104		57,896	57,896	456,750	09/15/2022
94684@-AA-2	WELLS DAIRY INC CORP_BND		11/30/2022	100.0000		606,648	606,648	606,648	606,648						606,648				19,286	01/18/2027
94973V-AN-7	ELEVANCE HEALTH INC SENIOR CORP_BND		10/01/2022	VARIOUS		15,414,505	14,000,000	12,835,798	13,955,146		(1,115,829)		(1,115,829)		12,839,318		2,575,187	2,575,187	704,571	06/15/2037
949746-SK-8	WELLS FARGO & COMPANY SENIOR CORP_BND		01/24/2022	CALL 100.0000		1,000,000	1,000,000	1,015,763	1,001,769		(1,769)		(1,769)		1,000,000				15,345	01/24/2023
949831-AA-9	WELLS FARGO MORTGAGE BACKED SE WHOLE_CMO		12/01/2022	PAYDOWN		1,580,965	1,580,966	1,603,198	1,615,115		(34,150)		(34,150)		1,580,965				18,716	07/26/2049
949831-AF-8	WELLS FARGO MORTGAGE BACKED SE WHOLE_CMO		12/01/2022	PAYDOWN		1,451,378	1,451,378	1,444,066	1,449,471		1,908		1,908		1,451,378				14,728	07/26/2049
94985J-BQ-2	WELLS FARGO MORTGAGE BACKED SE WHOLE_CMO		12/01/2022	PAYDOWN		230,645	246,022	218,333	232,355		(1,710)		(1,710)		230,645				7,072	06/25/2037
94987F-AJ-5	WELLS FARGO MORTGAGE LOAN TRUS WHOLE_CMO		12/01/2022	PAYDOWN		413,849	413,849	410,787	412,251		1,598		1,598		413,849				8,297	08/27/2035
94988H-AF-8	COMMERCIAL MORTGAGE PASS-THROU SUB SUB_C		07/01/2022	PAYDOWN		13,000,000	13,000,000	13,324,948	13,008,092		(8,092)		(8,092)		13,000,000				314,102	10/15/2045
94988H-AG-6	WELLS FARGO COMMERCIAL MORTGAG SUB SUB_C		07/01/2022	PAYDOWN		18,958,000	18,958,000	19,211,758	18,948,089		9,911		9,911		18,958,000				518,991	10/15/2045
94988H-AM-3	WELLS FARGO COMMERCIAL MORTGAG SENIOR SE		07/01/2022	PAYDOWN				4,564,498	303,355		(303,355)		(303,355)						306,521	10/17/2045
94988H-AP-6	WELLS FARGO COMMERCIAL MORTGAG SUB SUB_C		08/01/2022	PAYDOWN		3,421,000	3,421,000	3,418,060	3,414,457		6,543		6,543		3,421,000				108,308	10/15/2045
94989T-BE-3	WELLS FARGO COMMERCIAL MORTGAG SUB SUB_C		05/09/2022	3RDPARTY		6,685,928	6,750,000	6,942,058	6,798,871		(8,812)		(8,812)		6,790,059		(104,131)	(104,131)	136,941	09/15/2058
95000F-AV-8	WELLS FARGO COMMERCIAL MORTGAG AM SUB_CM		08/17/2022	3RDPARTY		1,303,750	1,400,000	1,441,985	1,420,187		(2,801)		(2,801)		1,417,386				31,946	07/15/2052
95000L-BE-2	WELLS FARGO COMMERCIAL MORTGAG SUB SUB_C		09/08/2022	3RDPARTY		2,212,402	2,300,000	2,368,853	2,332,447		(5,179)		(5,179)		2,327,268		(114,866)	(114,866)	80,895	03/15/2059
95001R-AY-5	WELLS FARGO COMMERCIAL MORTGAG SENIOR SE		12/01/2022	PAYDOWN				140,785	124,546		(124,546)		(124,546)						11,603	01/15/2052
95001T-AA-3	WELLS FARGO MORTGAGE BACKED SE SUPSEN VH		12/01/2022	PAYDOWN		355,015	355,015	363,573	360,789		(5,773)		(5,773)		355,015				4,479	11/25/2048
95002F-AE-4	WELLS FARGO MORTGAGE BACKED SE WHOLE_CMO		12/01/2022	PAYDOWN		4,583,356	4,583,357	4,700,484	4,651,557		(68,201)		(68,201)		4,583,356				60,472	09/25/2049
95002M-AY-5	ING INVESTMENT MANAGEMENT CLO SENIOR SEN		12/01/2022	PAYDOWN				153,186	235,895		(235,895)		(235,895)						7,721	08/15/2052
95002M-BC-2	ING INVESTMENT MANAGEMENT CLO SUB SUB_CM		09/29/2022	3RDPARTY		4,934,668	6,500,000	6,499,922	6,498,185		(562)		(562)		6,497,623		(1,562,955)	(1,562,955)	194,173	08/15/2052
95040Q-AC-8	WELLTOWER INC SENIOR CORP_BND		07/27/2022	3RDPARTY		1,301,456	1,300,000	1,289,951	1,295,258		595		595		1,295,853		5,603	5,603	45,735	04/01/2026
95058X-AE-8	WENDYS FUNDING LLC WEN_18-1A SENIOR ABS		12/15/2022	PAYDOWN		10,000	10,000	10,000	10,000						10,000				243	03/15/2048
95058X-AH-1	WENDYS FUNDING LLC WEN_19-1A SENIOR ABS		12/15/2022	PAYDOWN		15,000	15,000	15,000	15,000						15,000				383	06/15/2049
958102-AM-7	WESTERN DIGITAL CORPORATION SENIOR CORP		05/04/2022	3RDPARTY		9,201,860	9,000,000	9,880,200	9,870,129		(50,819)		(50,819)		9,819,309		(617,449)	(617,449)	262,306	02/15/2026

ANNUAL STATEMENT FOR THE YEAR 2022 OF THE AMERICAN EQUITY INVESTMENT LIFE INSURANCE COMPANY

SCHEDULE D - PART 4

Showing All Long-Term Bonds and Stocks SOLD, REDEEMED or Otherwise DISPOSED OF During Current Year

1	2	3	4	5	6	7	8	9	10	Change In Book/Adjusted Carrying Value					16	17	18	19	20	21	
										11	12	13	14	15							
CUSIP Identification	Description	Foreign	Disposal Date	Name of Purchaser	Number of Shares of Stock	Con- sideration	Par Value	Actual Cost	Prior Year Book/ Adjusted Carrying Value	Unrealized Valuation Increase/ Decrease	Current Year's (Amor- tization)/ Accretion	Current Year's Other- Than- Temporary Impairment Recognized	Total Change in Book/ Adjusted Carrying Value (11+12-13)	Total Foreign Exchange Change in Book/ Adjusted Carrying Value	Book/ Adjusted Carrying Value at Disposal Date	Foreign Exchange Gain (Loss) on Disposal	Realized Gain (Loss) on Disposal	Total Gain (Loss) on Disposal	Bond Interest/ Stock Dividends Received During Year	Stated Con- tractual Maturity Date	
959802-AM-1	WESTERN UNION CO/THE SENIOR CORP_BND		.08/09/2022	3RDPARTY		4,830,201	4,900,000	4,700,507	4,730,460		2,931		2,931		4,733,391		96,810	96,810	193,251	.06/21/2040	
959802-AX-7	WESTERN UNION CO/THE SENIOR CORP_BND		.11/16/2022	VARIOUS		4,966,419	5,000,000	4,920,598	4,998,757		(63,306)		(63,306)		4,935,450		30,969	30,969	195,506	.06/09/2023	
961548-AV-6	WESTROCK MIV LLC SENIOR CORP_BND		.10/01/2022	CFRT - TRADING BLK		4,688,460	4,200,000	4,371,720	4,594,883		(223,163)		(223,163)		4,371,720		316,740	316,740	415,194	.01/15/2030	
963320-AR-7	WHIRLPOOL CORPORATION SENIOR CORP_BND		.11/16/2022	3RDPARTY		4,927,439	5,000,000	4,853,157	5,003,352		(137,306)		(137,306)		4,866,046		61,392	61,392	242,222	.03/01/2024	
96332H-CE-7	WHIRLPOOL CORPORATION SENIOR CORP_BND		.06/01/2022	VARIOUS		12,500,000	12,500,000	12,481,250	12,499,034		966		966		12,500,000				293,750	.06/01/2022	
96332H-CF-4	WHIRLPOOL CORPORATION SENIOR CORP_BND		.11/16/2022	3RDPARTY REDEMPTION		6,817,696	6,850,000	6,746,651	6,834,854		11,341		11,341		6,846,195		(28,499)	(28,499)	306,956	.03/01/2023	
96928*-FV-4	WILLIAM BLAIR & COMPANY LLC CORP_BND		.12/15/2022	100.0000		361,294	361,294	361,294	361,294						361,294				7,941	.09/15/2044	
96950F-AF-1	WILLIAMS COMPANIES INC SENIOR CORP_BND		.12/09/2022	VARIOUS		16,606,495	15,000,000	16,383,350	16,189,477		(115,152)		(115,152)		16,074,325		532,170	532,170	848,575	.04/15/2040	
96950F-AJ-3	WILLIAMS COMPANIES INC SENIOR CORP_BND		.05/15/2022	VARIOUS		8,000,000	8,000,000	7,430,980	7,952,203		28,513		28,513		7,980,715		19,285	19,285	201,000	.08/15/2022	
970648-AF-8	WILLIS NORTH AMERICA INC SENIOR CORP_BND		.11/16/2022	3RDPARTY		3,887,166	4,000,000	3,888,266	3,998,735		(101,846)		(101,846)		3,896,889		(9,723)	(9,723)	144,800	.05/15/2024	
97651L-AC-5	WINWATER MORTGAGE LOAN TRUST W WHOLE_CMO		.12/01/2022	PAYDOWN		610,954	610,955	595,484	603,507		7,447		7,447		610,954				6,308	.06/20/2045	
97654D-AG-1	WINWATER MORTGAGE LOAN TRUST W WHOLE_CMO		.12/01/2022	PAYDOWN		2,371,506	2,371,506	2,279,054	2,347,644		23,862		23,862		2,371,506				29,162	.08/20/2045	
97786#-AK-8	WOLSELEY CAPITAL INC CORP_BND		.11/22/2022	3RDPARTY		4,701,800	5,000,000	5,000,000	5,000,000						5,000,000		(298,200)	(298,200)	235,715	.09/01/2025	
97988A-AN-9	WOODMONT TRUST WDMNT_17-3A MEZZANIN ABS		.11/29/2022	3RDPARTY		3,310,221	3,424,500	3,424,500	3,424,500						3,424,500		(114,279)	(114,279)	125,582	.04/20/2032	
97988L-AE-5	WOODMONT WDMNT_18-5 SENIOR ABS_ABS_18-5		.04/25/2022	PAYDOWN		1,000,000	1,000,000	990,000	991,381		8,619		8,619		1,000,000				10,661	.07/25/2030	
980745-E#-6	WOODWARD GOVERNOR COMPANY CORP_BND		.11/22/2022	3RDPARTY		14,139,000	15,000,000	15,000,000	15,000,000						15,000,000		(861,000)	(861,000)	741,950	.11/15/2025	
981811-AE-2	WORTHINGTON INDUSTRIES INC SENIOR CORP_B		.12/08/2022	3RDPARTY		1,949,840	2,000,000	1,995,780	1,998,224		363		363		1,998,587		(48,747)	(48,747)	105,408	.04/15/2026	
983024-AG-5	WYETH LLC SENIOR CORP_BND		.11/09/2022	3RDPARTY		1,079,430	1,000,000	1,204,880	1,134,810		(7,253)		(7,253)		1,127,557		(48,127)	(48,127)	83,597	.02/01/2034	
983024-AL-4	WYETH LLC SENIOR CORP_BND		.12/09/2022	3RDPARTY		1,890,179	1,700,000	1,942,131	1,870,713		(8,133)		(8,133)		1,862,580		27,599	27,599	135,433	.02/15/2036	
98389B-AR-1	NORTHERN STATES POWER COMPANY SENIOR COR		.07/26/2022	3RDPARTY		640,874	650,000	654,453	651,635		(311)		(311)		651,324		(10,450)	(10,450)	14,121	.06/01/2025	
98956P-AS-1	ZIMMER BIOMET HOLDINGS INC SENIOR CORP_B		.04/07/2022	3RDPARTY		4,916,500	5,000,000	5,250,300	5,246,823		(16,284)		(16,284)		5,230,539		(314,039)	(314,039)	111,410	.01/15/2026	
98978V-AB-9	ZOETIS INC SENIOR CORP_BND		.06/23/2022	VARIOUS		19,968,665	20,000,000	20,175,179	20,019,163		(10,607)		(10,607)		20,008,556		(39,891)	(39,891)	582,653	.02/01/2023	
BAN0HN-QA-3	ICON BRAND HOLDINGS LLC ICONX ABS_ABS_1		.05/01/2022	SECURITY WITHDRAW		518,016	518,016	284,909	284,909						284,909		233,107	233,107		.01/20/2043	
BAN0JQ-MIC-4	CRG ISSUER CRG_17-1 ABS_ABS		.05/01/2022	SECURITY WITHDRAW		720,582	720,582	720,582	720,582						720,582				10,827	.01/10/2024	
BAN0VU-VQ-0	TIDEWATER AUTO RECEIVABLES TRU ABS_ABS_		.12/12/2022	100.0000 REDEMPTION		564,905	564,905	564,905	564,905						564,905				11,522	.01/01/2025	
BAN0VU-VR-8	TIDEWATER AUTO RECEIVABLES TRU ABS_ABS_		.10/11/2022	100.0000 REDEMPTION		76,663	76,663	76,663	76,663						76,663				1,203	.01/01/2025	
BAN0VU-VS-6	TIDEWATER AUTO RECEIVABLES TRU ABS_ABS_		.10/11/2022	100.0000		45,637	45,637	45,637	45,637						45,637				625	.01/01/2025	
BAN0VX-YF-5	PK AIR FINANCE 2019 ABS_ABS_D		.03/30/2022	3RDPARTY REDEMPTION		33,869,834	35,425,604	35,425,604	35,425,604						35,425,604		(1,555,770)	(1,555,770)	631,297	.12/31/2049	
BAN0VX-YF-5	PK AIR FINANCE 2019 ABS_ABS_D		.02/28/2022	0.0000			383,225	383,225	383,225		(383,225)		(383,225)								.12/31/2049
BAN0WV-F3-4	PK AIR FINANCE 2019 CORP_BND		.03/31/2022	VARIOUS		(6,332,590)	(6,332,590)	(6,332,590)	(6,332,590)						(6,332,590)					.01/01/9999	
BAN10G-X4-0	SKYMILES IP LTD CORP_BND		.08/01/2022	3RDPARTY		1,966,914	2,000,000	2,000,000	2,000,000						2,000,000		(33,086)	(33,086)	74,153	.10/20/2028	
G2950*-AA-7	AA INFRASTRUCTURE DEBT FUND 1 ABS_ABS		.08/01/2022	PAYDOWN		2,679,028	2,679,028	2,696,098	2,692,832		(13,804)		(13,804)		2,679,028				41,622	.11/01/2034	
G4301U-AF-1	HARBOUR AIRCRAFT INVESTMENTS L ABS_ABS_		.12/15/2022	PAYDOWN		224,977	224,977	230,346	226,884		(1,907)		(1,907)		224,977				5,385	.11/15/2037	
G5814#-AA-2	MARI BOYLE LTD CORP_BND		.09/30/2022	100.0000 REDEMPTION		485,903	485,903	485,903	485,903						485,903				13,705	.06/30/2031	
G5814#-AB-0	MARI BOYLE LTD CORP_BND		.09/30/2022	100.0000 REDEMPTION		485,903	485,903	485,903	485,903						485,903				13,705	.06/30/2031	
BRTJ26-D7-3	COLIDIM SA SECURED CORP_BND		.12/15/2022	100.0000 REDEMPTION		243,691	243,691	243,691	243,691						243,691				13,023	.06/30/2033	
P0606*-AA-9	AES MEXICO GENERATION HOLDINGS CORP_BND		.12/30/2022	100.0000 REDEMPTION		113,859	113,859	113,859	113,859						113,859				5,650	.11/26/2027	
PPE3DK-P6-9	NER NOTE ISSUER 1 LTD SENIOR CORP_BND		.09/30/2022	100.0000 REDEMPTION		49,913	49,913	49,913	49,913						49,913				1,591	.12/30/2028	
R9836#-AA-6	WELCO ECO SHIP AS SENIOR CORP_BND		.12/31/2022	100.0000 REDEMPTION		311,969	311,969	308,849	309,788		2,181		2,181		311,969				10,259	.04/30/2031	
R9836#-AB-4	WELCO ECO SHIP AS SENIOR CORP_BND		.11/30/2022	100.0000		310,274	310,274	307,171	308,079		2,194		2,194		310,274				8,011	.04/30/2031	

ANNUAL STATEMENT FOR THE YEAR 2022 OF THE AMERICAN EQUITY INVESTMENT LIFE INSURANCE COMPANY

SCHEDULE D - PART 4

Showing All Long-Term Bonds and Stocks SOLD, REDEEMED or Otherwise DISPOSED OF During Current Year

1	2	3	4	5	6	7	8	9	10	Change In Book/Adjusted Carrying Value					16	17	18	19	20	21
										11	12	13	14	15						
CUSIP Identification	Description	For- eign	Disposal Date	Name of Purchaser	Number of Shares of Stock	Con- sideration	Par Value	Actual Cost	Prior Year Book/ Adjusted Carrying Value	Unrealized Valuation Increase/ Decrease	Current Year's (Amor- tization)/ Accretion	Current Year's Other- Than- Temporary Impairment Recognized	Total Change in Book/ Adjusted Carrying Value (11+12-13)	Total Foreign Exchange Change in Book/ Adjusted Carrying Value	Book/ Adjusted Carrying Value at Disposal Date	Foreign Exchange Gain (Loss) on Disposal	Realized Gain (Loss) on Disposal	Total Gain (Loss) on Disposal	Bond Interest/ Stock Dividends Received During Year	Stated Con- tractual Maturity Date
BMS0UV-6R-4	HARBOURVIEW DEBT ABS_ABS		05/13/2022	PAYDOWN		3,000,000	3,000,000	3,000,000	3,000,000						3,000,000				76,023	12/13/2051
BMS0UV-6K-9	HARBOURVIEW DEBT ABS_ABS		05/13/2022	PAYDOWN		5,000,000	5,000,000	5,000,000	5,000,000						5,000,000				92,433	12/13/2051
V6179#-AA-2	MESTAMO MARINE LTD CORP_BND		12/02/2022	3RDPARTY REDEMPTION		1,381,400	1,428,572	1,428,572	1,428,572						1,428,572		(47,171)	(47,171)	64,583	06/25/2024
V6179#-AA-2	MESTAMO MARINE LTD CORP_BND		06/30/2022	100.0000		714,286	714,286	714,286	714,286						714,286				16,607	06/25/2024
V6179#-AB-0	MESTAMO MARINE LTD SENIOR CORP_BND		12/02/2022	3RDPARTY		9,598,700	10,000,000	10,000,000	10,000,000						10,000,000		(401,300)	(401,300)	491,944	06/25/2024
008474-B*-8	AGNICO EAGLE MINES LTD CORP_BND	A	07/24/2022	MATURITY		8,000,000	8,000,000	8,000,000	8,000,000						8,000,000				389,600	07/24/2022
009088-AA-3	AIR CANADA 2015-2 PASS THROUGH SECURED C	A	12/15/2022	VARIOUS		482,216	482,216	482,216	482,216						482,216				13,562	06/15/2029
009088-AB-1	AIR CANADA 2015-2 PASS THROUGH SECURED C	A	12/15/2022	VARIOUS REDEMPTION		578,673	578,673	581,506	580,535		(1,862)		(1,862)		578,673				17,903	06/15/2029
009090-AA-9	AIR CANADA 2015-1 PASS THROUGH SECURED C	A	09/15/2022	100.0000		482,491	482,491	482,491	482,491						482,491				13,027	03/15/2027
013716-AU-9	RIO TINTO ALCAN INC SENIOR CORP_BND	A	10/01/2022	CFRT - TRADING BLK		8,324,328	7,839,000	7,833,373	7,835,818		139		139		7,835,957		488,371	488,371	378,776	12/15/2033
013716-AW-5	RIO TINTO ALCAN INC SENIOR CORP_BND	A	11/10/2022	VARIOUS		6,063,181	5,950,000	5,710,479	6,203,999		(492,296)		(492,296)		5,711,703		351,478	351,478	317,368	06/01/2035
12532H-AD-6	CGI INC SENIOR CORP_BND 144A	A	06/09/2022	TAX FREE EXCHANGE		48,522	50,000	48,447	48,456		65		65		48,522				869	09/14/2031
136375-B0-4	CANADIAN NATIONAL RAILWAY COMP SENIOR CO	A	09/12/2022	3RDPARTY		4,781,930	4,250,000	5,093,753	4,872,888		(18,458)		(18,458)		4,854,431		(72,501)	(72,501)	225,029	11/15/2037
136385-AE-1	CANADIAN NATURAL RESOURCES LTD SENIOR CO	A	08/09/2022	VARIOUS		4,663,384	4,277,000	4,475,985	4,407,533		(3,629)		(3,629)		4,403,905		259,480	259,480	169,351	06/30/2033
136385-AG-6	CANADIAN NATURAL RESOURCES LTD SENIOR CO	A	08/09/2022	3RDPARTY		2,198,379	2,140,000	2,056,454	2,081,379		1,826		1,826		2,083,205		115,174	115,174	128,668	02/01/2035
136385-AL-5	CANADIAN NATURAL RESOURCES LTD SENIOR CO	A	03/01/2022	3RDPARTY		11,184,810	9,000,000	12,020,670	11,991,897		(16,237)		(16,237)		11,975,660		(790,850)	(790,850)	232,639	03/15/2038
136385-AX-9	CANADIAN NATURAL RESOURCES LTD SENIOR CO	A	02/15/2022	3RDPARTY		19,790,305	19,000,000	18,942,240	18,965,999		718		718		18,966,717		823,588	823,588	153,412	06/01/2027
13645R-AF-1	CANADIAN PACIFIC RAILWAY COMPA SENIOR CO	A	12/09/2022	VARIOUS		3,548,079	3,400,000	3,663,656	3,607,602		(20,547)		(20,547)		3,587,056		(38,976)	(38,976)	192,350	05/15/2037
13645R-AS-3	CANADIAN PACIFIC RAILWAY COMPA SENIOR CO	A	11/16/2022	VARIOUS		6,719,558	7,000,000	6,608,350	6,858,034		37,897		37,897		6,895,931		(176,373)	(176,373)	258,382	02/01/2025
13645R-AT-1	CANADIAN PACIFIC RAILWAY COMPA SENIOR CO	A	11/09/2022	3RDPARTY		8,799,895	9,250,000	9,242,233	9,246,007		582		582		9,246,590		(446,695)	(446,695)	440,172	02/01/2026
15135U-AF-6	CENOVUS ENERGY INC SENIOR CORP_BND	A	08/09/2022	VARIOUS		9,848,694	8,958,000	10,690,236	10,174,215		102,359		102,359		10,276,573		(427,879)	(427,879)	446,780	11/15/2039
29250N-AF-2	ENBRIDGE INC SENIOR CORP_BND	A	08/18/2022	3RDPARTY		2,997,999	3,000,000	2,685,810	2,916,509		29,150		29,150		2,945,659		52,340	52,340	105,667	10/01/2023
29250N-AH-8	ENBRIDGE INC SENIOR CORP_BND	A	12/21/2022	3RDPARTY		3,515,660	3,600,000	3,207,510	3,482,700		47,758		47,758		3,530,459		(14,799)	(14,799)	110,746	06/10/2024
29250N-BE-4	ENBRIDGE INC SENIOR CORP_BND	A	01/19/2022	3RDPARTY REDEMPTION		4,817,250	5,000,000	5,113,000	5,112,751		(68)		(68)		5,112,682		(295,432)	(295,432)	95,861	08/01/2051
29269R-A#-2	ENERFLEX LTD CORP_BND 4.670% 12/15/24	A	10/24/2022	100.0000 REDEMPTION		17,000,000	17,000,000	17,000,000	17,000,000						17,000,000				674,805	12/15/2024
292766-A#-9	ENERPLUS CORP CORP_BND	A	05/16/2022	100.0000		3,600,000	3,600,000	3,600,000	3,600,000						3,600,000				79,200	05/15/2024
448055-AD-5	CENOVUS ENERGY INC SENIOR CORP_BND	A	03/22/2022	3RDPARTY		18,697,141	15,320,000	17,919,687	17,264,398		(17,981)		(17,981)		17,246,417		1,450,724	1,450,724	546,924	09/15/2037
56501R-AD-8	MANULIFE FINANCIAL CORP SENIOR CORP_BND	A	09/26/2022	3RDPARTY		4,545,674	4,600,000	4,583,670	4,585,177		227		227		4,585,404		(39,730)	(39,730)	263,733	03/04/2046
655422-AV-5	GLENORE CANADA CORP SENIOR CORP_BND	A	11/15/2022	3RDPARTY		1,250,999	1,305,000	1,192,919	1,293,383		(99,661)		(99,661)		1,193,722		57,278	57,278	74,617	06/15/2035
67077M-AD-0	NUTRIEN LTD SENIOR CORP_BND	A	11/14/2022	3RDPARTY		16,555,164	17,450,000	17,389,070	17,420,058		7,773		7,773		17,427,832		(872,668)	(872,668)	588,938	04/01/2025
67077M-AF-5	NUTRIEN LTD SENIOR CORP_BND	A	08/15/2022	3RDPARTY		1,121,130	1,000,000	1,018,779	1,016,491		(451)		(451)		1,016,040		105,090	105,090	41,778	12/01/2036
67077M-AJ-7	NUTRIEN LTD SENIOR CORP_BND	A	10/01/2022	VARIOUS		26,945,000	26,945,000	26,987,197	26,950,235		(5,235)		(5,235)		26,945,000				848,768	10/01/2022
71644E-AG-7	SUNCOR ENERGY INC SENIOR CORP_BND	A	10/04/2022	CALL 101.1340		2,528,350	2,500,000	2,483,625	2,488,625		433		433		2,489,058		10,942	10,942	161,399	05/15/2035
725906-AN-1	BARRICK GOLD CORP SENIOR CORP_BND	A	08/15/2022	3RDPARTY		2,907,209	2,525,000	2,908,649	2,795,010		(8,499)		(8,499)		2,786,511		120,698	120,698	136,624	10/15/2035
775109-AW-1	ROGERS COMMUNICATIONS INC SENIOR CORP_BN	A	06/23/2022	3RDPARTY		2,490,875	2,500,000	2,496,125	2,499,472		212		212		2,499,684		(8,809)	(8,809)	58,750	03/15/2023
775109-AY-7	ROGERS COMMUNICATIONS INC SENIOR CORP_BN	A	12/29/2022	3RDPARTY		4,957,700	5,000,000	4,990,650	4,998,076		1,080		1,080		4,999,157		(41,457)	(41,457)	265,931	10/01/2023
867229-AE-6	SUNCOR ENERGY INC SENIOR CORP_BND	A	08/15/2022	3RDPARTY		240,279	215,512	162,037	171,421		779		779		172,200		68,078	68,078	9,417	06/15/2038
87425E-AK-9	REPSOL OIL & GAS CANADA INC SENIOR CORP	A	06/28/2022	VARIOUS		16,885,180	13,000,000	13,233,490	13,176,020		(924)		(924)		13,175,096		(175,096)	(175,096)	4,623,201	02/01/2038
878742-AE-5	TECK RESOURCES LTD SENIOR CORP_BND	A	10/05/2022	3RDPARTY		4,914,092	5,135,000	4,879,132	5,301,916		(422,575)		(422,575)		4,879,341		34,751	34,751	431,083	10/01/2035
878742-AE-5	TECK RESOURCES LTD SENIOR CORP_BND	A	06/16/2022	CALL 107.5910		3,227,731	3,000,000	2,835,225	2,885,973		2,388		2,388		2,888,361		111,639	111,639	319,606	10/01/2035
878742-AW-5	TECK RESOURCES LTD SENIOR CORP_BND	A	06/16/2022	CALL 108.5495		705,572	650,000	720,103	707,243		(798)		(798)		706,445		(56,445)	(56,445)	75,884	07/15/2041
884903-BV																				

ANNUAL STATEMENT FOR THE YEAR 2022 OF THE AMERICAN EQUITY INVESTMENT LIFE INSURANCE COMPANY

SCHEDULE D - PART 4

Showing All Long-Term Bonds and Stocks SOLD, REDEEMED or Otherwise DISPOSED OF During Current Year

1	2	3	4	5	6	7	8	9	10	Change In Book/Adjusted Carrying Value					16	17	18	19	20	21
										11	12	13	14	15						
CUSIP Identification	Description	Foreign	Disposal Date	Name of Purchaser	Number of Shares of Stock	Consideration	Par Value	Actual Cost	Prior Year Book/ Adjusted Carrying Value	Unrealized Valuation Increase/ Decrease	Current Year's (Amortization)/ Accretion	Current Year's Other-Than-Temporary Impairment Recognized	Total Change in Book/ Adjusted Carrying Value (11+12-13)	Total Foreign Exchange Change in Book/ Adjusted Carrying Value	Book/ Adjusted Carrying Value at Disposal Date	Foreign Exchange Gain (Loss) on Disposal	Realized Gain (Loss) on Disposal	Total Gain (Loss) on Disposal	Bond Interest/ Stock Dividends Received During Year	Stated Contractual Maturity Date
001746-AU-0	AMERICAN MONEY MANAGEMENT CORP SUB ABS_A	D	.05/16/2022	3RDPARTY		860,500	1,000,000	1,000,000	1,000,000						1,000,000		(139,500)	(139,500)	16,242	.05/26/2031
00185A-AD-6	AON PLC SENIOR CORP_BND	D	.11/16/2022	3RDPARTY		12,851,540	13,000,000	12,954,370	12,989,851		4,578		4,578		12,994,429		(142,889)	(142,889)	505,556	.11/27/2023
00205G-AB-3	APA INFRASTRUCTURE LTD SENIOR CORP_BND 1	D	.11/16/2022	3RDPARTY		4,186,947	4,350,000	4,190,458	4,348,314		(150,081)		(150,081)		4,198,233		(11,286)	(11,286)	210,105	.03/23/2025
00774M-AA-3	AERCAP IRELAND CAPITAL DAC SENIOR CORP_B	D	.03/28/2022	VARIOUS		7,010,241	7,000,000	6,977,320	6,998,118		1,129		1,129		6,999,247		753	753	93,268	.05/26/2022
008685-AB-5	AHOLD FINANCE USA LLC SENIOR CORP_BND	C	.10/01/2022	CFRT - TRADING BLK		5,675,419	5,350,000	5,240,032	5,496,439		(256,407)		(256,407)		5,240,032		435,387	435,387	335,118	.05/01/2029
00900P-AJ-4	AIMCO 18-BA MEZZANIN ABS_ABS_18-B 144A	D	.06/03/2022	3RDPARTY		4,878,500	5,000,000	5,000,000	5,000,000						5,000,000		(121,500)	(121,500)	110,152	.01/15/2032
01609W-AT-9	ALIBABA GROUP HOLDING LTD SENIOR CORP_BN	D	.08/05/2022	3RDPARTY		14,419,500	15,000,000	15,226,750	15,165,000		(16,167)		(16,167)		15,148,833		(729,333)	(729,333)	344,250	.12/06/2027
01609W-AU-6	ALIBABA GROUP HOLDING LTD SENIOR CORP_BN	D	.08/17/2022	3RDPARTY		2,746,304	3,200,000	3,046,976	3,196,250		(124,906)		(124,906)		3,071,344		(325,040)	(325,040)	89,956	.12/06/2037
01715A-AC-9	ALLEGANY PARK CLO LTD ALLPK_19 MEZZANIN	D	.02/15/2022	PAYDOWN		2,000,000	2,000,000	2,000,000	2,000,000						2,000,000				12,839	.01/20/2033
01959E-AC-2	ALLIED WORLD ASSURANCE COMPANY SENIOR CO	D	.11/21/2022	3RDPARTY		16,710,233	17,450,000	17,441,624	17,446,363		761		761		17,447,124		(736,891)	(736,891)	779,955	.10/29/2025
02364W-AJ-4	AMERICA MOVIL SAB DE CV SENIOR CORP_BND	D	.10/01/2022	CFRT - TRADING BLK		10,394,330	10,000,000	9,234,645	10,143,751		(909,106)		(909,106)		9,234,645		1,159,685	1,159,685	687,083	.03/01/2035
02364W-AP-0	AMERICA MOVIL SAB DE CV SENIOR CORP_BND	D	.10/01/2022	CFRT - TRADING BLK		4,962,595	5,000,000	4,286,776	4,751,117		(464,340)		(464,340)		4,286,776		675,819	675,819	267,118	.11/15/2037
03330A-AA-0	ANCHORAGE CAPITAL CLO LTD ANCH SENIOR AB	D	.10/28/2022	PAYDOWN		5,751	1,791	1,791	1,791		3,959		3,959		5,751				151	.01/28/2031
03331J-AN-2	ANCHORAGE CAPITAL CLO LTD ANCH MEZZANIN	D	.08/16/2022	3RDPARTY		606,938	650,000	601,569	650,000		894	48,431	(47,537)		602,463		4,475	4,475	21,310	.10/15/2031
034863-AG-5	ANGLO AMERICAN CAPITAL PLC SENIOR CORP_B	D	.09/27/2022	VARIOUS		27,000,000	27,000,000	26,716,460	26,970,009		29,991		29,991		27,000,000				1,113,750	.09/27/2022
034863-AU-4	ANGLO AMERICAN CAPITAL PLC SENIOR CORP_B	D	.10/25/2022	3RDPARTY		16,368,886	18,000,000	16,843,533	17,767,243		(913,608)		(913,608)		16,853,635		(484,750)	(484,750)	890,582	.03/15/2028
04016Q-AD-8	ARES CLO LTD ARES_17-45A MEZZANIN ABS_AB	D	.08/17/2022	3RDPARTY		614,484	650,000	596,287	650,000			53,713		(53,713)	596,287		18,197	18,197	20,856	.10/15/2030
04016V-AG-0	ARES CLO LTD ARES_18-47A MEZZANIN ABS_AB	D	.08/10/2022	3RDPARTY		7,137,000	7,500,000	7,500,000	7,500,000						7,500,000		(363,000)	(363,000)	151,014	.04/15/2030
04016W-AA-1	ARES CLO LTD ARES_18-47A MEZZANIN ABS_AB	D	.08/18/2022	3RDPARTY		4,458,050	5,000,000	5,000,000	5,000,000						5,000,000		(541,950)	(541,950)	268,574	.04/15/2030
046353-AD-0	ASTRAZENECA PLC SENIOR CORP_BND	D	.12/09/2022	3RDPARTY		3,491,460	3,000,000	3,596,190	3,439,646		(17,900)		(17,900)		3,421,746		69,714	69,714	240,800	.09/15/2037
04941Y-AN-9	ATLAS SENIOR LOAN FUND LTD ATC MEZZANIN	D	.08/11/2022	3RDPARTY		1,312,308	1,475,000	1,228,441	1,475,000			246,559	(246,559)		1,228,441		83,866	83,866	44,863	.07/26/2031
052528-AK-2	AUSTRALIA AND NEW ZEALAND BANK SUB CORP	D	.06/17/2022	3RDPARTY		9,791,564	9,800,000	10,728,354	10,718,339		(65,448)		(65,448)		10,652,891		(861,327)	(861,327)	191,168	.05/19/2026
05530Q-AK-6	BAT INTERNATIONAL FINANCE PLC SENIOR COR	D	.11/14/2022	3RDPARTY		39,392,144	41,200,000	41,180,108	41,192,184		1,875		1,875		41,194,059		(1,801,915)	(1,801,915)	1,496,304	.06/15/2025
055451-AR-9	BHP BILLITON FINANCE USA LTD SENIOR CO	D	.12/09/2022	3RDPARTY		4,104,458	4,450,000	4,372,481	4,388,249		1,893		1,893		4,390,142		(285,685)	(285,685)	239,141	.02/24/2042
055650-CJ-5	BP CAPITAL MARKETS PLC SENIOR CORP_BND	D	.06/30/2022	VARIOUS		15,143,415	15,000,000	15,533,100	15,128,752		(36,168)		(36,168)		15,092,584		(92,584)	(92,584)	599,397	.09/26/2023
055650-CS-5	BP CAPITAL MARKETS PLC SENIOR CORP_BND	D	.06/30/2022	CALL 100.4072		5,020,360	5,000,000	5,074,500	5,025,945		(4,366)		(4,366)		5,021,578		(21,578)	(21,578)	136,230	.11/04/2024
055780-AF-0	BPCESA SUB CORP_BND 144A	D	.01/19/2022	3RDPARTY		2,913,210	3,000,000	3,000,000	3,000,000						3,000,000		(86,790)	(86,790)	23,889	.10/19/2032
05581K-AA-9	BNPPARIBASSA SUB CORP_BND 144A	D	.05/04/2022	3RDPARTY		1,797,282	1,800,000	1,956,204	1,954,222		(13,813)		(13,813)		1,940,409		(143,127)	(143,127)	47,688	.09/28/2025
05583B-AA-7	BRF GMBH SENIOR CORP_BND 144A	D	.06/23/2022	3RDPARTY		7,274,500	8,000,000	6,940,000	7,339,608		58,644		58,644		7,398,252		(123,752)	(123,752)	257,133	.09/29/2026
056752-AG-3	BAIDU INC SENIOR CORP_BND	D	.10/07/2022	3RDPARTY		16,368,280	17,000,000	16,303,043	16,988,521		(678,124)		(678,124)		16,310,397		57,883	57,883	549,313	.06/30/2025
05682V-AJ-4	BAIN CAPITAL CREDIT CLO LTD BC MEZZANIN	D	.08/17/2022	3RDPARTY		1,005,663	1,075,000	973,216	1,075,000			101,784		973,216	32,447		32,447	32,250	07/19/2031	
05964H-AH-8	BANCO SANTANDER SA SENIOR CORP_BND	D	.06/07/2022	3RDPARTY		1,004,375	1,000,000	1,000,000	1,000,000						1,000,000		4,375	4,375	9,882	.04/12/2023
06326B-AA-7	BANK LEUMI LE ISRAEL BM SUB CORP_BND	D	.01/19/2022	3RDPARTY		2,000,000	2,000,000	2,000,000	2,000,000						2,000,000				30,931	.01/29/2031
06738E-AP-0	BARCLAYS PLC SUB CORP_BND	D	.08/09/2022	3RDPARTY		9,644,760	9,500,000	10,657,550	10,645,374		(95,975)		(95,975)		10,549,399		(904,639)	(904,639)	256,389	.05/12/2026
06760G-AC-5	BABSON CLO LTD BABSN_18-1A MEZZANIN ABS	D	.03/25/2022	3RDPARTY		7,984,230	8,240,000	8,240,000	8,240,000						8,240,000		(255,770)	(255,770)	72,649	.04/15/2031
06849U-AD-7	BARRICK PD AUSTRALIA FINANCE P SENIOR CO	D	.10/01/2022	CFRT - TRADING BLK		3,896,132	4,000,000	3,543,270	3,923,877		(380,607)		(380,607)		3,543,270		352,862	352,862	227,422	.10/15/2039
08181J-AE-2	BENEFIT STREET PARTNERS CLO LT MEZZANIN	D	.08/10/2022	3RDPARTY		5,662,560	6,000,000	5,970,000	6,008,323		(1,009)		(1,009)		6,007,314		(344,754)	(344,754)	175,858	.04/20/2031
08523A-AA-6	BERMUDA SKYPORT CORPORATION LI CORP_BND	D	.08/15/2022	REDEMPTION	100.0000	65,460	65,460	65,460	65,460						65,460				3,055	.02/15/2042
09626Q-BE-6	BLUEMOUNTAIN CLO LTD BLUEM_14 ABS_ABS_1	D	.09/15/2022	3RDPARTY		2,984,800	3,200,000	3,200,000	3,200,000						3,200,000		(215,200)	(215,200)	91,713	.10/20/2030
09626Q-BG-1	BLUEMOUNTAIN CLO LTD BLUEM_14 ABS_ABS_1	D	.05/04/2022	DIRECT		927,500	1,000,000	1,000,000	1,000,000						1,000,000		(72,500)	(72,500)	18,493	.10/20/2030
09628V-AS-3	BLUEMOUNTAIN CLO LTD BLUEM_16 SENIOR ABS	D	.11/09/2022	3RDPARTY		1,486,000	1,600,000	1,447,377	1,600,000		152,623		(152,623)		1,447,377		38,623	38,6		

ANNUAL STATEMENT FOR THE YEAR 2022 OF THE AMERICAN EQUITY INVESTMENT LIFE INSURANCE COMPANY

SCHEDULE D - PART 4

Showing All Long-Term Bonds and Stocks SOLD, REDEEMED or Otherwise DISPOSED OF During Current Year

1	2	3	4	5	6	7	8	9	10	Change In Book/Adjusted Carrying Value					16	17	18	19	20	21
										11	12	13	14	15						
CUSIP Identi- fication	Description	For- eign	Disposal Date	Name of Purchaser	Number of Shares of Stock	Con- sideration	Par Value	Actual Cost	Prior Year Book/ Adjusted Carrying Value	Unrealized Valuation Increase/ Decrease	Current Year's (Amor- tization)/ Accretion	Current Year's Other- Than- Temporary Impairment Recognized	Total Change in Book/ Adjusted Carrying Value (11+12-13)	Total Foreign Exchange Change in Book/ Adjusted Carrying Value	Book/ Adjusted Carrying Value at Disposal Date	Foreign Exchange Gain (Loss) on Disposal	Realized Gain (Loss) on Disposal	Total Gain (Loss) on Disposal	Bond Interest/ Stock Dividends Received During Year	Stated Con- tractual Maturity Date
225313-AK-1	CREDITAGRICOLESA SUB CORP_BND 144A	D	..02/02/2022	3RDPARTY		..4,149,480	4,000,000	..3,962,700	..3,970,472		..196		..196		..3,970,668		..178,812	..178,812	..90,667	..01/10/2033
236361-AA-8	DANONE SA SENIOR CORP_BND 144A	D	..06/15/2022	VARIOUS		..25,914,000	25,914,000	..25,649,063	..25,885,325		..28,675		..28,675		..25,914,000				..388,710	..06/15/2022
24824T-AU-4	DENALI CAPITAL CLO X11 LTD DEN SENIOR AB	D	..08/23/2022	3RDPARTY		..1,185,280	1,280,000	..1,193,300	..1,280,000			..86,700	..(86,700)		..1,193,300		..(8,020)	..(8,020)	..28,301	..04/15/2031
25156P-BA-0	DEUTSCHE TELEKOM INTERNATIONAL SENIOR CO	D	..11/17/2022	3RDPARTY		..9,441,900	10,000,000	..9,987,500	..9,993,130		..1,122		..1,122		..9,994,252		..(552,352)	..(552,352)	..482,000	..01/19/2027
25243Y-AH-2	DIAGED CAPITAL PLC SENIOR CORP_BND	D	..12/09/2022	3RDPARTY		..2,667,903	2,450,000	..2,760,040	..2,667,242		..(5,568)		..(5,568)		..2,661,673		..6,230	..6,230	..173,125	..09/30/2036
26244G-AJ-4	DRYDEN SENIOR LOAN FUND DRSLF MEZZANIN A	D	..06/29/2022	3RDPARTY		..1,209,882	1,280,000	..1,280,000	..1,280,000						..1,280,000		..(70,118)	..(70,118)	..21,458	..08/15/2031
26252A-AA-5	DRYDEN SENIOR LOAN FUND DRSLF SUB ABS_AB	D	..08/18/2022	3RDPARTY		..4,559,400	5,000,000	..5,000,000	..5,000,000						..5,000,000		..(440,600)	..(440,600)	..277,070	..07/18/2030
268270-AD-7	ENGIE ENERGIA CHILE SA SENIOR CORP_BND 1	D	..10/18/2022	3RDPARTY		..7,596,250	8,000,000	..7,956,400	..7,984,558		..3,780		..3,780		..7,988,338		..(392,088)	..(392,088)	..437,500	..01/29/2025
28622J-AD-9	ELEVATION CLO LTD AIWPT_17-7A MEZZANIN AB	D	..03/04/2022	PAYDOWN		..9,625,000	9,625,000	..9,625,000	..9,625,000						..9,625,000				..114,632	..07/15/2030
28622Q-AF-8	ELEVATION CLO LTD AIWPT_14-2A SUB ABS_ABS	D	..08/17/2022	VARIOUS		..9,340,875	9,500,000	..9,466,949	..9,500,000			..33,051	..(33,051)		..9,466,949		..(126,074)	..(126,074)	..169,707	..10/15/2029
29082A-AA-5	EMBRAER SA SENIOR CORP_BND	D	..06/15/2022	MATURITY		..5,000,000	5,000,000	..5,000,000	..5,000,000						..5,000,000				..128,750	..06/15/2022
29266M-AF-6	IBERDROLA INTERNATIONAL BV SENIOR CORP_B	D	..10/01/2022	CFRT - TRADING BLK		..1,039,291	1,000,000	..946,888	..1,041,565		..(94,677)		..(94,677)		..946,888		..92,403	..92,403	..81,375	..07/15/2036
29268B-AF-8	ENEL FINANCE AMERICA LLC SENIOR CORP_BND	D	..10/19/2022	3RDPARTY		..7,250,620	9,000,000	..8,242,360	..8,962,106		..(718,366)		..(718,366)		..8,243,741		..(993,121)	..(993,121)	..558,667	..10/07/2039
29359U-AA-7	ENSTAR GROUP LTD SENIOR CORP_BND	D	..03/10/2022	VARIOUS		..15,000,000	15,000,000	..15,000,000	..15,000,000						..15,000,000				..337,500	..03/10/2022
314890-AA-2	FERGUSON FINANCE PLC SENIOR CORP_BND 144	D	..10/11/2022	3RDPARTY		..7,389,190	8,000,000	..7,527,419	..7,979,601		..(449,910)		..(449,910)		..7,529,690		..(140,500)	..(140,500)	..348,688	..10/24/2028
31722Q-AA-2	FILLMORE PARK CLO LTD FILPK_18 MEZZANIN	D	..10/26/2022	3RDPARTY		..3,690,000	4,500,000	..4,500,000	..4,500,000						..4,500,000		..(810,000)	..(810,000)	..306,247	..07/15/2030
33883G-AG-2	FLATIRON CLO LTD FLAT_18-1A MEZZANIN ABS	D	..06/02/2022	3RDPARTY		..13,931,745	14,500,000	..14,500,000	..14,500,000						..14,500,000		..(568,255)	..(568,255)	..277,052	..04/17/2031
33938E-AS-6	FLEX LTD SENIOR CORP_BND	D	..06/22/2022	3RDPARTY		..8,555,675	8,500,000	..9,202,950	..8,633,077		..(56,392)		..(56,392)		..8,576,685		..(21,010)	..(21,010)	..364,792	..02/15/2023
33938E-AS-6	FLEX LTD SENIOR CORP_BND	D	..12/20/2022	CALL 100.0490		..4,502,205	4,500,000	..4,872,150	..4,570,452		..(60,749)		..(60,749)		..4,509,704		..(9,704)	..(9,704)	..305,330	..02/15/2023
33938E-AU-1	FLEX LTD SENIOR CORP_BND	D	..10/11/2022	3RDPARTY		..7,774,660	8,000,000	..7,677,722	..8,007,385		..(325,928)		..(325,928)		..7,681,458		..93,202	..93,202	..314,424	..06/15/2025
36319Q-BL-5	GALAXY CLO LTD GALXY_15-19A MEZZANIN ABS	D	..10/05/2022	3RDPARTY		..3,036,250	3,500,000	..3,140,558	..3,500,000			..359,442	..(359,442)		..3,140,558		..(104,308)	..(104,308)	..147,574	..07/24/2030
36321B-AD-3	GALAXY CLO LTD GALXY_17-24A MEZZANIN ABS	D	..06/03/2022	3RDPARTY		..4,248,000	4,500,000	..4,500,000	..4,500,000						..4,500,000		..(252,000)	..(252,000)	..82,981	..01/15/2031
38123H-AU-8	GOLDENTREE LOAN OPPORTUNITIES ABS_ABS_1	D	..03/24/2022	3RDPARTY		..16,980,082	17,080,000	..17,080,000	..17,080,000						..17,080,000		..(99,918)	..(99,918)	..163,131	..10/29/2029
38137R-AJ-5	GOLDENTREE LOAN OPPORTUNITIES SUB ABS_AB	D	..08/18/2022	3RDPARTY		..4,189,050	4,500,000	..4,500,000	..4,500,000						..4,500,000		..(310,950)	..(310,950)	..243,749	..07/20/2031
38138B-AN-0	GOLDENTREE LOAN MANAGEMENT US MEZZANIN A	D	..08/17/2022	3RDPARTY		..9,041,625	9,500,000	..9,500,000	..9,500,000						..9,500,000		..(458,375)	..(458,375)	..284,079	..04/20/2030
38175D-AC-4	GOLUB CAPITAL PARTNERS CLO LTD MEZZANIN	D	..11/29/2022	3RDPARTY		..1,898,076	2,000,000	..1,970,000	..1,964,048		..8,171		..8,171		..1,972,219		..(74,143)	..(74,143)	..73,343	..07/20/2030
38175L-AE-2	GOLUB CAPITAL PARTNERS CLO LTD MEZZANIN	D	..04/25/2022	PAYDOWN		..1,000,000	1,000,000	..997,000	..995,745		..4,255		..4,255		..1,000,000				..13,771	..10/25/2029
39055T-AS-7	GREAT LAKES CLO LTD GRTLK_15 SENIOR ABS	D	..11/29/2022	3RDPARTY		..1,426,851	1,500,000	..1,500,000	..1,500,000						..1,500,000		..(73,149)	..(73,149)	..65,428	..01/16/2030
39862E-AD-6	GRIPPEN PARK CLO LTD GRIPP_17 MEZZANIN A	D	..08/17/2022	3RDPARTY		..191,760	200,000	..189,225	..198,398		..132	..9,305	..(9,173)		..189,225		..2,535	..2,535	..6,738	..01/20/2030
40049J-AZ-0	GRUPO TELEVIS A SAB SENIOR CORP_BND	D	..10/01/2022	CFRT - TRADING BLK		..12,323,163	12,500,000	..11,153,517	..12,333,866		..(1,180,349)		..(1,180,349)		..11,153,517		..1,169,645	..1,169,645	..998,351	..01/15/2040
40049J-BA-4	GRUPO TELEVIS A SAB SENIOR CORP_BND	D	..08/09/2022	CALL 96.8691		..9,686,911	10,000,000	..12,035,300	..12,023,636				..(34,702)		..11,988,934				..(2,052,023)	..05/13/2045
40049J-BB-2	GRUPO TELEVIS A SAB SENIOR CORP_BND	D	..11/07/2022	3RDPARTY		..14,338,907	15,000,000	..14,334,212	..15,023,823		..(674,627)		..(674,627)		..14,349,195		..(10,288)	..(10,288)	..868,231	..01/30/2026
404280-AH-2	HSBCOLDINGSPLC SUB CORP_BND	D	..08/29/2022	VARIOUS		..24,569,801	25,000,000	..24,422,000	..24,558,477				..11,324		..24,569,801				..1,629,514	..09/15/2037
43474T-AB-9	HOLCIM US FINANCE LUXEMBOURG SENIOR COR	D	..12/12/2022	VARIOUS		..6,667,430	6,550,000	..6,177,327	..6,529,387		..(336,356)		..(336,356)		..6,193,030		..474,400	..474,400	..493,281	..09/29/2039
44962L-AF-4	IHS MARKIT LTD SENIOR CORP_BND	D	..11/18/2022	3RDPARTY		..23,529,750	25,000,000	..24,957,050	..24,969,801		..3,563		..3,563		..24,973,364		..(1,443,614)	..(1,443,614)	..1,553,646	..08/01/2028
45082F-AA-0	IBERIA LINEAS AEREAS DE ESPANA CORP_BND	D	..12/20/2022	100.0000 REDEMPTION		..448,511	448,511	..448,511	..448,511						..448,511				..10,901	..05/20/2033
453140-AB-1	IMPERIAL BRANDS FINANCE PLC SENIOR CORP_	D	..07/26/2022	CALL 100.0500 REDEMPTION		..2,501,250	2,500,000	..2,497,500	..2,499,678		..164		..164		..2,499,841		..159	..159	..85,347	..02/11/2023
45323F-AA-9	IMPULSORA PIPELINE/MIDSTREAM D SECURED C	D	..12/31/2022	100.0000		..1,106,304	1,106,304	..1,106,304	..1,106,304						..1,106,304				..50,516	..01/01/2043
45662N-A8-2	INFINEON TECHNOLOGIES AG CORP_BND	D	..12/02/2022	3RDPARTY		..7,534,000	8,000,000	..8,000,000	..8,000,000</											

ANNUAL STATEMENT FOR THE YEAR 2022 OF THE AMERICAN EQUITY INVESTMENT LIFE INSURANCE COMPANY

SCHEDULE D - PART 4

Showing All Long-Term Bonds and Stocks SOLD, REDEEMED or Otherwise DISPOSED OF During Current Year

1	2	3	4	5	6	7	8	9	10	Change In Book/Adjusted Carrying Value					16	17	18	19	20	21
										11	12	13	14	15						
CUSIP Identification	Description	Foreign	Disposal Date	Name of Purchaser	Number of Shares of Stock	Consideration	Par Value	Actual Cost	Prior Year Book/ Adjusted Carrying Value	Unrealized Valuation Increase/ Decrease	Current Year's (Amortization)/ Accretion	Current Year's Other-Than-Temporary Impairment Recognized	Total Change in Book/ Adjusted Carrying Value (11+12-13)	Total Foreign Exchange Change in Book/ Adjusted Carrying Value	Book/ Adjusted Carrying Value at Disposal Date	Foreign Exchange Gain (Loss) on Disposal	Realized Gain (Loss) on Disposal	Total Gain (Loss) on Disposal	Bond Interest/ Stock Dividends Received During Year	Stated Contractual Maturity Date
56576L-AH-9	MARATHON CLO LTD MCLO_15-8A MEZZANIN ABS	D	09/15/2022	3RDPARTY		8,988,000	10,000,000	9,632,255	10,000,000			367,745	(367,745)		9,632,255		(644,255)	(644,255)	316,842	10/18/2031
59801M-AJ-7	MIDOCLEAN CREDIT CLO VIII LLC M ABS_ABS	D	09/28/2022	DIRECT		823,300	1,000,000	1,000,000	1,000,000						1,000,000		(176,700)	(176,700)	33,792	02/20/2031
614810-AB-5	ENDURANCE SPECIALTY HOLDINGS L SENIOR CO	D	10/15/2022	VARIOUS		16,820,000	16,820,000	16,937,430	16,831,677		(11,677)		(11,677)		16,820,000				790,540	10/15/2022
62947Q-AY-4	NXP BV SENIOR CORP_BND 144A	D	05/12/2022	VARIOUS		30,031,648	30,000,000	30,045,650	30,033,271		(1,624)		(1,624)		30,031,648				777,000	12/01/2028
62954H-AF-5	NXP BV SENIOR CORP_BND 144A	D	05/12/2022	VARIOUS		29,785,594	30,000,000	29,777,400	29,782,495		3,099		3,099		29,785,594				509,167	05/11/2041
64130X-AG-1	NEUBERGER BERMAN CLO LTD NEUB MEZZANIN A	D	04/21/2022	3RDPARTY		5,953,980	6,000,000	6,000,000	6,000,000						6,000,000		(46,020)	(46,020)	103,793	10/19/2031
64131P-AA-0	NEUBERGER BERMAN CLO LTD NEUB ABS_ABS 1	D	08/18/2022	3RDPARTY		4,666,650	5,000,000	5,000,000	5,000,000						5,000,000		(333,350)	(333,350)	283,487	10/18/2030
64131Q-AG-5	NEUBERGER BERMAN CLO LTD NEUB MEZZANIN A	D	04/04/2022	3RDPARTY		6,174,125	6,250,000	6,250,000	6,250,000						6,250,000		(75,875)	(75,875)	83,432	10/18/2030
67106B-AT-4	OCF CLO LTD OCF_14-6A SENIOR ABS_ABS_14	D	09/14/2022	3RDPARTY REDEMPTION		1,592,500	1,750,000	1,609,290	1,750,000			140,710	(140,710)		1,609,290		(16,790)	(16,790)	66,014	10/17/2030
67502F-AA-6	OCEAN SPRAY CHILE SPA CORP_BND	C	12/15/2022	100.0684		275,584	275,396	275,396	275,396		188		188		275,584				4,322	08/15/2036
67591U-AJ-6	OCTAGON INVESTMENT PARTNERS 36 MEZZANIN	D	08/10/2022	3RDPARTY		7,114,575	7,500,000	7,500,000	7,500,000						7,500,000		(385,425)	(385,425)	147,878	04/15/2031
67707B-AD-2	OAK HILL CREDIT PARTNERS OAKC MEZZANIN A	D	06/03/2022	3RDPARTY		4,775,500	5,000,000	5,000,000	5,000,000						5,000,000		(224,500)	(224,500)	90,204	01/20/2030
685218-AB-5	ORANGE SA SENIOR CORP_BND	D	08/15/2022	3RDPARTY		4,829,370	4,350,000	5,125,649	5,014,008		(11,784)		(11,784)		5,002,224		(172,854)	(172,854)	246,560	02/06/2044
69355D-AE-7	PPM CLO LTD PPMC_18-1A MEZZANIN ABS_ABS	D	11/29/2022	3RDPARTY		1,882,404	2,000,000	1,919,442	1,932,692		7,969		7,969		1,940,661		(58,257)	(58,257)	78,934	07/15/2031
714264-AH-1	PERNOD-RICARD SA SENIOR CORP_BND 144A	D	07/15/2022	VARIOUS		14,300,000	14,300,000	15,044,201	14,347,384		(47,384)		(47,384)		14,300,000				607,750	07/15/2022
74042H-AA-5	PREFERRED TERM SECURITIES XIX SENIOR ABS	D	12/22/2022	PAYDOWN		250,598	250,598	226,008	226,662		23,937		23,937		250,598				1,159	12/22/2035
75884B-AG-3	REGIO_17-3A MEZZANIN ABS_ABS_17-3A 144A	D	06/02/2022	3RDPARTY		17,648,445	18,500,000	18,500,000	18,500,000						18,500,000		(851,555)	(851,555)	369,683	01/17/2031
75888K-AG-9	REGATTA VIII FUNDING LTD REGTB MEZZANIN	D	08/17/2022	VARIOUS		9,204,412	9,325,000	9,189,313	9,325,000			135,687	(135,687)		9,189,313		15,099	15,099	202,394	10/17/2030
75947Q-AA-0	RELIANCE INDUSTRIES LTD SENIOR CORP_BND	D	10/07/2022	3RDPARTY		13,588,820	14,000,000	13,874,400	13,955,636		10,735		10,735		13,966,372		(377,552)	(377,552)	696,208	01/28/2025
75947Q-AY-3	RELIANCE INDUSTRIES LTD SENIOR CORP_BND	D	02/14/2022	MATURITY		10,000,000	10,000,000	10,188,778	10,015,539		(15,539)		(15,539)		10,000,000				270,000	02/14/2022
75947Q-BA-4	RELIANCE INDUSTRIES LTD SENIOR CORP_BND	D	10/01/2022	CFRT - TRADING BLK		5,187,500	5,000,000	4,444,980	4,960,707		(515,727)		(515,727)		4,444,980		742,520	742,520	295,139	10/19/2040
767201-AL-0	RIO TINTO FINANCE USA LTD SENIOR CORP	D	10/01/2022	CFRT - TRADING BLK		6,804,252	7,000,000	6,131,621	6,893,501		(761,880)		(761,880)		6,131,621		672,631	672,631	330,633	11/02/2040
77879R-AB-2	ROTOR ENGINES SECURITIZATION L ABS_ABS	D	12/15/2022	PAYDOWN		643,343	643,353	443,936	609,182			165,246			643,343				31,917	06/15/2046
78440P-AC-2	SK TELECOM CO LTD SENIOR CORP_BND 144A	D	10/01/2022	CFRT - TRADING BLK		11,630,843	10,930,000	10,477,269	11,213,689		(736,420)		(736,420)		10,477,269		1,153,573	1,153,573	862,901	07/20/2027
786584-AH-9	SAFRAN SA CORP_BND 4.430% 02/09/24	D	12/01/2022	3RDPARTY		19,556,200	20,000,000	20,000,000	20,000,000						20,000,000		(443,800)	(443,800)	1,193,639	02/09/2024
80306A-AA-8	SAPPHIRE AVIATION FINANCE I L1 SENIOR AB	D	12/15/2022	PAYDOWN		90,309	90,309	90,267	90,585		(275)		(275)		90,309				1,944	03/15/2040
806854-AD-7	SCHLUMBERGER INVESTMENT SA SENIOR CORP_B	D	05/02/2022	VARIOUS		15,000,000	15,000,000	14,002,350	14,926,985		42,000		42,000		14,968,985		31,015	31,015	271,000	08/01/2022
81013T-AC-5	IBERDROLA INTERNATIONAL BV SENIOR CORP_B	D	10/12/2022	3RDPARTY		556,848	550,000	529,123	555,314		(25,905)		(25,905)		529,410		27,438	27,438	34,529	03/15/2025
81881J-AJ-1	SHACKLETON CLO LTD SHACK_14-5R MEZZANIN	D	06/07/2022	3RDPARTY		736,478	825,000	825,000	825,000						825,000		(88,523)	(88,523)	17,308	05/07/2031
81883A-AG-4	SHACKLETON CLO LTD SHACK_15-7R MEZZANIN	D	08/17/2022	3RDPARTY		911,000	1,000,000	903,576	1,013,460		(958)	108,926	(109,884)		903,576		7,424	7,424	34,482	07/15/2031
822582-AD-4	SHELL INTERNATIONAL FINANCE BV SENIOR CO	D	12/07/2022	3RDPARTY		4,940,838	4,250,000	4,988,480	4,812,300		(20,014)		(20,014)		4,792,286		148,551	148,551	266,422	12/15/2038
822582-AT-9	SHELL INTERNATIONAL FINANCE BV SENIOR CO	D	12/12/2022	3RDPARTY		1,007,760	1,200,000	1,101,528	1,117,486		2,792		2,792		1,120,278		(112,518)	(112,518)	57,154	08/21/2042
826200-AD-9	SIEMENS FINANCIERINGSMAATSCHAP SENIOR CO	D	10/06/2022	3RDPARTY		16,887,785	16,357,000	16,814,275	16,532,404		(27,017)		(27,017)		16,505,388		382,397	382,397	1,152,146	08/17/2026
83238P-AD-6	SMITHS GROUP PLC SENIOR CORP_BND 144A	D	02/17/2022	VARIOUS		23,868,715	23,500,000	23,435,205	23,492,776		2,165		2,165		23,494,941		5,059	5,059	664,505	10/12/2022
83367T-BR-9	SOCIETEGENERALESA SUB CORP_BND 144A	D	05/04/2022	3RDPARTY		1,397,382	1,400,000	1,527,526	1,525,722		(10,736)		(10,736)		1,514,986		(117,604)	(117,604)	29,925	11/24/2025
83609Y-AG-1	SOUND POINT CLO LTD SNOPT_13-3 MEZZANIN	D	08/17/2022	3RDPARTY		6,077,500	6,500,000	6,500,000	6,500,000						6,500,000		(422,500)	(422,500)	162,849	04/18/2031
853254-AL-4	STANDARDCHARTEREDPLC SUB CORP_BND 144A	D	10/11/2022	3RDPARTY		3,129,098	3,100,000	3,322,301	3,316,341		(50,274)		(50,274)		3,266,067		(136,969)	(136,969)	147,911	01/26/2024
87124V-AF-6	SYDNEY AIRPORT FINANCE COMPANY SECURED C	D	07/26/2022	3RDPARTY		2,366,798	2,450,000	2,448,775	2,449,416		73		73		2,449,488		(82,690)	(82,690)	22,203	04/28/2026
87165Y-AJ-2	SYMPHONY CLO LTD SYMP_18-19A MEZZANIN AB	D	06/03/2022	3RDPARTY		3,980,665	4,262,821	4,262,821	4,262,821						4,262,821		(282,156)	(282,156)	80,166	04/16/2031
87406Q-AH-6	TAKEDA PHARMACEUTICAL CO LTD SENIOR CORP	D	10/05/2022	3RDPARTY		17,032,422	17,450,000	16,333,634	17,396,024		(1,059,739)		(1,059,739)		16,336,285		696,136	696,136	753,743	11/26/2028
88032W-AG-1	TENCENT HOLDINGS LTD SENIOR CORP_BND 144	D	08/05/2022	3RDPARTY		14,308,950	15,000,000	14,996,250	14,997,574		220		220		14,997,794		(688,844)	(6		

ANNUAL STATEMENT FOR THE YEAR 2022 OF THE AMERICAN EQUITY INVESTMENT LIFE INSURANCE COMPANY

SCHEDULE D - PART 4

Showing All Long-Term Bonds and Stocks SOLD, REDEEMED or Otherwise DISPOSED OF During Current Year

1	2	3	4	5	6	7	8	9	10	Change In Book/Adjusted Carrying Value					16	17	18	19	20	21
										11	12	13	14	15						
CUSIP Identification	Description	Foreign	Disposal Date	Name of Purchaser	Number of Shares of Stock	Con- sideration	Par Value	Actual Cost	Prior Year Book/ Adjusted Carrying Value	Unrealized Valuation Increase/ Decrease	Current Year's (Amor- tization)/ Accretion	Current Year's Other- Than- Temporary Impairment Recognized	Total Change in Book/ Adjusted Carrying Value (11+12-13)	Total Foreign Exchange Change in Book/ Adjusted Carrying Value	Book/ Adjusted Carrying Value at Disposal Date	Foreign Exchange Gain (Loss) on Disposal	Realized Gain (Loss) on Disposal	Total Gain (Loss) on Disposal	Bond Interest/ Stock Dividends Received During Year	Stated Con- tractual Maturity Date
G2765*-AB-0	DIONYSUS AVIATION DAC CORP_BND	D	12/28/2022	MATURITY		7,000,000	7,000,000	7,000,000	7,000,000						7,000,000				409,722	07/19/2025
G2765*-AD-6	DIONYSUS AVIATION DAC SENIOR CORP_BND	D	12/28/2022	REDEMPTION		30,000,000	30,000,000	30,000,000	30,000,000						30,000,000				1,391,518	07/19/2027
G2765*-AJ-3	DIONYSUS AVIATION DAC CORP_BND	D	12/28/2022	100.0000		11,000,000	11,000,000	11,000,000	11,000,000						11,000,000				1,371,525	10/23/2030
G4588*-BD-2	INTERMEDIATE CAPITAL GROUP PLC CORP_BND	D	05/11/2022	MATURITY		5,000,000	5,000,000	5,000,000	5,000,000						5,000,000				123,750	05/11/2022
G5477*-AB-8	LIA HOLDINGS LTD CORP_BND	D	11/21/2022	MATURITY		21,000,000	21,000,000	21,000,000	21,000,000						21,000,000				1,052,100	11/21/2022
G5635P*-AL-3	LONGFOR GROUP HOLDINGS LTD SENIOR CORP_B	D	01/19/2022	3RDPARTY		5,065,310	4,800,000	5,092,932	5,066,438		(1,126)		(1,126)		5,065,312		(2)	(2)	95,480	01/13/2032
G6515*-AJ-3	JOHN WOOD GROUP PLC CORP_BND	D	10/31/2022	REDEMPTION		7,187,816	7,187,816	7,187,816	7,187,816						7,187,816				600,393	07/02/2026
G6515*-AK-0	JOHN WOOD GROUP PLC CORP_BND	D	10/31/2022	100.0000		5,404,373	5,404,373	5,404,373	5,404,373						5,404,373				463,647	07/02/2029
G7815*-AG-6	SAP IRELAND US FINANCIAL SERV1 CORP_BND	D	11/15/2022	MATURITY		11,000,000	11,000,000	11,000,000	11,000,000						11,000,000				349,800	11/15/2022
G7815*-AH-4	SAP AG CORP_BND 3.330% 11/15/24	D	11/23/2022	3RDPARTY		10,475,300	11,000,000	11,000,000	11,000,000						11,000,000		(524,700)	(524,700)	389,703	11/15/2024
G81269-AA-3	SHIMAGROUPHOLDINGSLTD SENIOR CORP_BND	D	01/19/2022	3RDPARTY		4,599,342	4,370,000	4,624,200	4,601,181		(1,837)		(1,837)		4,599,344		(2)	(2)	103,860	07/13/2030
G8781*-AC-3	THAMES WATER UTILITIES LTD CORP_BND	D	12/08/2022	3RDPARTY		23,669,000	25,000,000	25,000,000	25,000,000						25,000,000		(1,331,000)	(1,331,000)	1,162,729	03/22/2025
G9523*-AF-5	WEIR GROUP PLC SENIOR CORP_BND	D	02/16/2022	MATURITY		17,000,000	17,000,000	17,000,000	17,000,000						17,000,000				382,950	02/16/2022
L8038*-AA-4	SBM BALEIA AZUL SARL SECURED CORP_BND	D	12/15/2022	100.0000		1,204,000	1,204,000	1,204,000	1,204,000						1,204,000				41,954	09/15/2027
P7003*-AA-3	LA BUFA WIND SAPI DE CV CORP_BND	D	12/31/2022	VARIOUS		541,048	1,026,388	1,026,388	1,026,388		(485,341)		(485,341)		541,048				50,243	09/30/2037
Q0458*-AF-6	AQUASURE FINANCE PTY LTD CORP_BND	D	07/12/2022	REDEMPTION		581,155	581,155	581,155	581,155						581,155				18,829	01/12/2034
Q3939*-AH-4	ELECTRANET PTY LTD CORP_BND	D	12/07/2022	3RDPARTY		7,581,680	8,000,000	8,000,000	8,000,000						8,000,000		(418,320)	(418,320)	342,144	05/15/2025
Q3946*-AE-3	FOXTEL MANAGEMENT PTY LTD CORP_BND	D	07/25/2022	MATURITY		8,000,000	8,000,000	8,000,000	8,000,000						8,000,000				341,600	07/25/2022
Q3972*-AA-6	GOODMAN PROPERTY TRUST CORP_BND	D	12/05/2022	3RDPARTY		18,003,070	19,000,000	19,000,000	19,000,000						19,000,000		(996,930)	(996,930)	817,391	12/14/2025
Q8396*-AH-4	POWERCOR AUSTRALIA LLC CORP_BND	D	12/07/2022	3RDPARTY		13,177,780	14,000,000	14,000,000	14,000,000						14,000,000		(822,220)	(822,220)	609,583	11/12/2026
Q8883*-AB-7	Z ENERGY LTD CORP_BND 4.040% 01/04/28	D	08/16/2022	CALL 100.0000		10,000,000	10,000,000	10,000,000	10,000,000						10,000,000				452,256	01/04/2028
X5151*-AF-7	LANDSVIRKJUN CORP_BND 4.300% 03/08/25	D	12/14/2022	3RDPARTY		4,795,550	5,000,000	5,000,000	5,000,000						5,000,000		(204,450)	(204,450)	280,694	03/08/2025
Y458J4-AD-6	KASIKORNBAK PCL HONG KONG BR SUB CORP	D	01/19/2022	3RDPARTY		3,538,678	3,500,000	3,546,950	3,539,061		(383)		(383)		3,538,678		(1)	(1)	34,776	10/02/2031
Z95CRB-NF-1	AGORA SECURITIES UK 2021 DAC A SUB SUB_C	B	07/01/2022	PAYDOWN		181	181	181	116					64	181					07/22/2031
Z95CRB-NH-7	AGORA SECURITIES UK 2021 DAC A SUB SUB_C	B	07/01/2022	PAYDOWN		90	90	90	58					32	90					07/22/2031
000000-00-0	BRS CONVERSION ADJUSTMENT		05/01/2022	BRS CONVERSION ADJUSTMENT		165,209,733	165,209,733	165,209,733	165,209,733	(14,730,737)	208,779,940		194,049,203				1,953,879	1,953,879		
1109999999. Subtotal - Bonds - Industrial and Miscellaneous (Unaffiliated)						8,435,046,193	8,559,021,722	8,547,045,544	8,577,506,269	(14,730,737)	114,929,770	8,233,377	91,965,656	96	8,310,213,098		(46,742,572)	(46,742,572)	321,071,926	XXX
38143V-AA-7	GOLDMAN SACHS CAPITAL I CAPSEC CORP_BND		11/03/2022	3RDPARTY		11,084,580	11,700,000	12,598,209	12,257,932		(27,821)		(27,821)		12,230,111		(1,145,531)	(1,145,531)	911,459	02/15/2034
1309999999. Subtotal - Bonds - Hybrid Securities						11,084,580	11,700,000	12,598,209	12,257,932		(27,821)		(27,821)		12,230,111		(1,145,531)	(1,145,531)	911,459	XXX
04327*-YY-4	ASCENTUM EQUIPMENT RECEIVABLE TERM_LOAN		12/12/2022	REDEMPTION		237,176	237,176	237,176	237,176						237,176				8,102	03/20/2029
04327*-ZZ-0	ASCENTUM EQUIPMENT RECEIVABLE TERM_LOAN		12/12/2022	100.0000		5,217,853	5,217,853	5,217,853	5,217,853						5,217,853				81,094	03/20/2029
35632U-AB-1	DONLEN ALT FLEET LEASING TL SECURED TERM		03/30/2022	VARIOUS		7,900,000	7,900,000	7,742,493	7,757,132		3,646		3,646		7,760,778		139,222	139,222		03/05/2028
35632U-AB-1	DONLEN ALT FLEET LEASING TL SECURED TERM		06/30/2022	REDEMPTION		60,000	60,000	58,804	58,915		1,085		1,085		60,000					03/05/2028
46500Q-AA-8	ISQ GLOBAL INFRASTRUCTURE CRED SENIOR RE		05/23/2022	99.7360		23,570,079	23,632,479	23,632,479	23,632,479		(62,400)		(62,400)		23,570,079				220,805	09/30/2029
46500Q-AA-8	ISQ GLOBAL INFRASTRUCTURE CRED SENIOR RE		09/30/2022	LCGERHTT19		111,336,175	111,336,175	111,336,175	111,336,175						111,336,175				1,236,902	09/30/2029
46500Q-AB-6	ISQ GLOBAL INFRASTRUCTURE CRED SENIOR RE		05/23/2022	REDEMPTION		2,209,694	2,215,545	2,215,545	2,215,545		(5,851)		(5,851)		2,209,694				8,341	09/30/2029
46500Q-AB-6	ISQ GLOBAL INFRASTRUCTURE CRED SENIOR RE		09/30/2022	LCGERHTT19		10,437,766	10,437,766	10,437,766	10,437,766						10,437,766				389,831	09/30/2029
BMSOVO-YD-1	ASP SUMMA 1 LLC TERM_LOAN		10/15/2022	VARIOUS		1,612,523	1,612,523	1,612,523	1,612,523						1,612,523				1,513,345	03/15/2023
BMSOVO-YG-4	ASP SUMMA 2 LLC TERM_LOAN		10/15/2022	VARIOUS		1,939,823	1,939,823	1,939,823	1,939,823						1,939,823				1,313,098	03/15/2023
BMSOVO-YK-5	ASP SUMMA 3 LLC TERM_LOAN		10/15/2022	VARIOUS		5,222,149	5,222,149	5,222,149	5,222,149						5,222,149				1,560,878	03/15/2023
BMSOVO-YY-5	ASP SUMMA 4 LLC TERM_LOAN		10/15/2022	VARIOUS		5,952,180	5,952,180	5,952,180	5,952,180						5,952,180				1,375,279	03/15/2023
BANODS-6G-5	ARPAD SOLAR BORROWER LLC SECURED TERM LO		10/17/2022	REDEMPTION		870,242	870,242	870,242	870,242						870,242				31,895	07/15/2034

ANNUAL STATEMENT FOR THE YEAR 2022 OF THE AMERICAN EQUITY INVESTMENT LIFE INSURANCE COMPANY

SCHEDULE D - PART 4

Showing All Long-Term Bonds and Stocks SOLD, REDEEMED or Otherwise DISPOSED OF During Current Year

1	2	3	4	5	6	7	8	9	10	Change In Book/Adjusted Carrying Value					16	17	18	19	20	21
										11	12	13	14	15						
CUSIP Identi- fication	Description	For- eign	Disposal Date	Name of Purchaser	Number of Shares of Stock	Con- sideration	Par Value	Actual Cost	Prior Year Book/ Adjusted Carrying Value	Unrealized Valuation Increase/ Decrease	Current Year's (Amor- tization)/ Accretion	Current Year's Other- Than- Temporary Impairment Recognized	Total Change in Book/ Adjusted Carrying Value (11+12-13)	Total Foreign Exchange Change in Book/ Adjusted Carrying Value	Book/ Adjusted Carrying Value at Disposal Date	Foreign Exchange Gain (Loss) on Disposal	Realized Gain (Loss) on Disposal	Total Gain (Loss) on Disposal	Bond Interest/ Stock Dividends Received During Year	Stated Con- tractual Maturity Date
BAN118-0F-8	LASER EYE CARE OF CALIFORNIA L TERM_LOAN		12/30/2022	VARIOUS		62,500	62,500	62,188	62,238		263		263		62,500				3,095	11/12/2026
BAN11G-8E-5	X-CHEM INC TERM_LOAN 5.750% 12/11/27		12/30/2022	REDEMPTION		168,750	168,750	166,219	166,536		2,214		2,214		168,750				9,112	12/11/2027
BENJLK-QW-7	ASP SUMMA 5 LLC TERM_LOAN		10/15/2022	VARIOUS		9,073,987	9,073,987	9,073,987	9,073,987						9,073,987				156,404	03/15/2023
BENJLK-QX-5	ASP SUMMA 6 LLC TERM_LOAN		10/15/2022	VARIOUS		8,869,350	8,869,350	8,869,350	8,869,350						8,869,350				199,974	03/15/2023
BENJLK-QY-3	ASP SUMMA 7 LLC TERM_LOAN		10/15/2022	VARIOUS		9,329,529	9,329,529	9,329,529	9,329,529						9,329,529				167,023	03/15/2023
BENJLK-QZ-0	ASP SUMMA 8 LLC TERM_LOAN		10/15/2022	VARIOUS		8,973,947	8,973,947	8,973,947	8,973,947						8,973,947				162,037	03/15/2023
BL2702-01-9	GENESIS HEALTHCARE INC SECURED TERM_LOAN		03/10/2022	REDEMPTION		20,000,000	20,000,000	20,000,000	20,000,000						20,000,000				808,765	03/06/2023
BRWOF1-ZT-5	ARM FUNDING 2019-1 LLC CLASS-A SECURED T		12/15/2022	REDEMPTION		20,500,772	20,500,772	20,500,772	20,500,772						20,500,772				519,237	02/29/2024
BRWBTS-VQ-4	AVANT WAREHOUSE TRUST III SECURED TERM_L		07/21/2022	REDEMPTION		429,146	429,146	429,146	429,146						429,146				9,656	09/16/2026
BL3578-85-5	ADANI HYBRID ENERGY JAISALMER SECURED TE	D	09/19/2022	REDEMPTION		3,195	3,195	3,180	3,180		15		15		3,195				8,475	03/05/2025
BL3605-92-2	ADANI HYBRID ENERGY JAISALMER SECURED TE	D	09/19/2022	REDEMPTION		3,195	3,195	3,180	3,180		15		15		3,195				8,475	03/05/2025
BL3605-93-0	ADANI HYBRID ENERGY JAISALMER SECURED TE	D	09/19/2022	REDEMPTION		4,982	4,982	4,961	4,962		20		20		4,982				12,135	03/05/2025
BL3605-94-8	ADANI HYBRID ENERGY JAISALMER SECURED TE	D	09/19/2022	REDEMPTION		3,335	3,335	3,323	3,324		12		12		3,335				8,006	03/05/2025
BL3605-96-3	ADANI HYBRID ENERGY JAISALMER SECURED TE	D	09/19/2022	REDEMPTION		12,140	12,140	12,091	12,092		48		48		12,140				24,971	03/05/2025
BRWGO4-AC-6	MATISSE 401 LP TERM_LOAN	C	01/20/2022	REDEMPTION		9,941,968	9,941,968	9,941,968	9,941,968						9,941,968				31,214	09/04/2024
R6237#-AA-7	NORSPAN LNG IV AS SECURED TERM LOAN	D	11/30/2022	REDEMPTION		2,331,589	2,331,589	2,331,589	2,331,589						2,331,589				94,089	12/17/2032
1909999999. Subtotal - Bonds - Unaffiliated Bank Loans						266,274,045	266,342,296	266,180,638	266,195,758		(60,933)		(60,933)		266,134,823		139,222	139,222	9,962,238	XXX
2509999997. Total - Bonds - Part 4						10,336,120,549	10,463,868,711	10,441,105,778	10,480,476,094	(14,730,737)	107,493,108	8,233,377	84,528,994	96	10,205,746,264		(41,316,784)	(41,316,784)	360,752,911	XXX
2509999998. Total - Bonds - Part 5						846,415,142	861,546,423	853,736,725			432,956		432,956		854,169,681		(7,754,545)	(7,754,545)	16,382,261	XXX
2509999999. Total - Bonds						11,182,535,691	11,325,415,134	11,294,842,503	10,480,476,094	(14,730,737)	107,926,064	8,233,377	84,961,950	96	11,059,915,945		(49,071,329)	(49,071,329)	377,135,172	XXX
BENE15-NM-8	SOMERS GROUP HOLDINGS LTD WATFORDHOLDING		07/13/2022	CALL	25.0750	236,641,000		5,933,773	5,797,705						5,797,705		136,069	136,069	225,315	
12542R-30-8	CHS INC CHSCUMULATIVE REDEEMABLE PREF		02/01/2022	3RD PARTY		110,000,000		3,019,132	2,750,000						2,750,000		269,132	269,132		
G2950*-12-5	SHELL SHELL:AAINFRASTRUCTUREFD1		04/01/2022	DIRECT		55,707,736,240		7,528,096	7,431,812		118,767		118,767		7,431,812		96,283	96,283	593,534	
4019999999. Subtotal - Preferred Stocks - Industrial and Miscellaneous (Unaffiliated) Perpetual Preferred						16,481,001	XXX	15,979,517	15,099,401	118,767			118,767		15,979,517		501,484	501,484	818,849	XXX
R63110-20-4	UNITED STATES CELLULAR CORPORA PFD EQUIT		05/31/2022	SECURITY WITHDRAW		340,238		340,238	340,238						340,238					
4029999999. Subtotal - Preferred Stocks - Industrial and Miscellaneous (Unaffiliated) Redeemable Preferred						340,238	XXX	340,238	340,238						340,238					XXX
4509999997. Total - Preferred Stocks - Part 4						16,821,239	XXX	16,319,755	15,439,639	118,767			118,767		16,319,755		501,484	501,484	818,849	XXX
4509999998. Total - Preferred Stocks - Part 5							XXX													XXX
4509999999. Total - Preferred Stocks						16,821,239	XXX	16,319,755	15,439,639	118,767			118,767		16,319,755		501,484	501,484	818,849	XXX
BRW8WN-F4-8	ADNOC INFRASTRUCTURE LLC ADNOCINFRASTRUC	D	04/01/2022	SECURITY WITHDRAW		896,000		896,000	1,593,126	(697,126)			(697,126)		896,000					
5029999999. Subtotal - Common Stocks - Industrial and Miscellaneous (Unaffiliated) Other						896,000	XXX	896,000	1,593,126	(697,126)			(697,126)		896,000					XXX
5989999997. Total - Common Stocks - Part 4						896,000	XXX	896,000	1,593,126	(697,126)			(697,126)		896,000					XXX
5989999998. Total - Common Stocks - Part 5						24,000,000	XXX	24,000,000							24,000,000				451,733	XXX
5989999999. Total - Common Stocks						24,896,000	XXX	24,896,000	1,593,126	(697,126)			(697,126)		24,896,000				451,733	XXX
5999999999. Total - Preferred and Common Stocks						41,717,239	XXX	41,215,755	17,032,765	(578,359)			(578,359)		41,215,755		501,484	501,484	1,270,582	XXX
6009999999 - Totals						11,224,252,930	XXX	11,336,058,258	10,497,508,859	(15,309,096)	107,926,064	8,233,377	84,383,591	96	11,101,131,700		(48,569,845)	(48,569,845)	378,405,754	XXX

ANNUAL STATEMENT FOR THE YEAR 2022 OF THE AMERICAN EQUITY INVESTMENT LIFE INSURANCE COMPANY

SCHEDULE D - PART 5

Showing All Long-Term Bonds and Stocks ACQUIRED During Year and Fully DISPOSED OF During Current Year

CUSIP Identi- fication	Description	3 For- eign	4 Date Acquired	5 Name of Vendor	6 Disposal Date	7 Name of Purchaser	8 Par Value (Bonds) or Number of Shares (Stock)	9 Actual Cost	10 Consid- eration	11 Book/ Adjusted Carrying Value at Disposal	Change in Book/Adjusted Carrying Value					17 Foreign Exchange Gain (Loss) on Disposal	18 Realized Gain (Loss) on Disposal	19 Total Gain (Loss) on Disposal	20 Interest and Dividends Received During Year	21 Paid for Accrued Interest and Dividends	
											12 Unrealized Valuation Increase/ (Decrease)	13 Current Year's (Amort- ization)/ Accretion	14 Current Year's Other- Than- Temporary Impairment Recognized	15 Total Change in Book/ Adjusted Carrying Valu (12 + 13 - 14)	16 Total Foreign Exchange Change in Book/ Adjusted Carrying Value						
912803-FE-8 ..	UNITEDSTATESTREASURY SENIOR GOVT BND11/29/2022 ..	3RDPARTY12/08/2022 ..	3RDPARTY 5,900,000 2,220,959 2,403,742 2,223,070 2,111 2,111180,672180,672
912810-ST-6 ..	UNITEDSTATESTREASURY SENIOR GOVT BND11/29/2022 ..	3RDPARTY12/08/2022 ..	3RDPARTY 10,230,000 6,783,768 7,121,838 6,787,084 3,317 3,317334,753334,753 8,937 5,440
912810-SW-9 ..	UNITEDSTATESTREASURY SENIOR GOVT BND11/29/2022 ..	3RDPARTY12/08/2022 ..	3RDPARTY 2,000,000 1,445,000 1,513,125 1,445,52752767,59867,59811,719 10,802
0109999999. Subtotal - Bonds - U.S. Governments						 18,130,000 10,449,727 11,038,705 10,455,681 5,955 5,955583,023583,023 20,656 16,242
13063D-W2-0 ..	CALIFORNIA ST PUB WKS BRD LEAS MUNI BND09/23/2022 ..	TAXABLE EXCHANGE10/20/2022 ..	CALL 100.0000 5,190,000 5,191,972 5,190,000 5,190,000 (1,972) (1,972) 24,725 11,101
0509999999. Subtotal - Bonds - U.S. States, Territories and Possessions						 5,190,000 5,191,972 5,190,000 5,190,000 (1,972) (1,972) 24,725 11,101
602245-UM-2 ..	MILWAUKEE CNTY WIS MUNITAX BND GO07/01/2022 ..	INTEREST CAPITALIZATION12/01/2022 ..	REDEMPTION 100.0000 2,360 2,360 2,360 2,36081
0709999999. Subtotal - Bonds - U.S. Political Subdivisions of States, Territories and Possessions						 2,360 2,360 2,360 2,360 81
64990F-G2-4 ..	DORMITORY AUTHORITY OF STATE O SENIOR MU01/01/2022 ..	TAX FREE EXCHANGE01/31/2022 ..	CALL 100.0000 100,000 99,733 100,000 99,736 2 2264264811567
64990F-H2-3 ..	DORMITORY AUTHORITY OF STATE O SENIOR MU01/01/2022 ..	TAX FREE EXCHANGE01/10/2022 ..	CALL 100.0000 5,900,000 5,884,269 5,900,000 5,884,88461661615,11615,11695,056 33,433
0909999999. Subtotal - Bonds - U.S. Special Revenues						 6,000,000 5,984,002 6,000,000 5,984,620 618 61815,38015,38095,867 34,000
00178L-AD-1 ..	AMMC_17-21A ABS _21A-C 144A04/01/2022 ..	3RDPARTY11/29/2022 ..	3RDPARTY 4,000,000 3,944,956 3,785,468 3,951,853 6,897 6,897 (166,385) (166,385)128,083 15,524
025816-CQ-0 ..	AMERICAN EXPRESS COMPANY SENIOR CORP_BND03/01/2022 ..	3RDPARTY04/07/2022 ..	3RDPARTY 9,356,000 9,346,550 9,132,953 9,346,840289289 (213,887) (213,887)19,882
03265A-AZ-8 ..	ANALOG DEVICES INC SENIOR CORP_BND 144A09/21/2022 ..	TAXABLE EXCHANGE11/17/2022 ..	3RDPARTY 25,000,000 25,027,560 23,555,000 25,027,408 (152) (152) (1,472,408) (1,472,408)373,750268,333
03465V-AA-1 ..	ANGEL OAK MORTGAGE TRUST AOMT WHOLE_CMO09/21/2022 ..	3RDPARTY12/01/2022 ..	PAYDOWN 223,536 212,560 223,536 223,53610,97610,976 1,254721
03665T-AG-1 ..	ANTARES CLO ANTR_18-2A MEZZANIN ABS_ABS05/12/2022 ..	3RDPARTY06/03/2022 ..	PAYDOWN 5,000,000 5,000,000 5,000,000 5,000,000 22,994 11,497
04685A-3F-6 ..	ATHENE GLOBAL FUNDING SECURED CORP_BND 101/04/2022 ..	3RDPARTY05/04/2022 ..	3RDPARTY 600,000 600,000 563,484 600,000 (36,516) (36,516) 3,403
04685A-3J-8 ..	ATHENE GLOBAL FUNDING SECURED CORP_BND 103/02/2022 ..	3RDPARTY09/16/2022 ..	3RDPARTY 3,143,000 3,143,000 3,016,871 3,143,000 (126,129) (126,129) 41,263
048677-AG-3 ..	ATLANTIC MARINE CORPS COMMUNIT SECURED M02/28/2022 ..	VARIOUS12/01/2022 ..	VARIOUS 47 47 46 46 (1) (1) 2
05605A-AA-7 ..	BX COMMERCIAL MORTGAGE TRUST B LCF SENIO12/08/2022 ..	3RDPARTY12/15/2022 ..	PAYDOWN 10,790 10,642 10,790 10,790148148 43 39
05609K-AA-7 ..	BX COMMERCIAL MORTGAGE TRUST B LCF SENIO10/07/2022 ..	3RDPARTY12/15/2022 ..	PAYDOWN 10,289 9,797 10,289 10,289492492 30 27
05610H-AA-1 ..	BX COMMERCIAL MORTGAGE TRUST B SENIOR_CM11/16/2022 ..	3RDPARTY12/15/2022 ..	PAYDOWN 21,795 20,892 21,795 21,795902902 115 24
059475-AB-9 ..	BANK OF AMERICA ALTERNATIVE LO SUPSEN WH04/01/2022 ..	INTEREST CAPITALIZATION12/01/2022 ..	PAYDOWN 739 739 409 739 (330) (330) 22
08180E-BJ-2 ..	BENEFIT STREET PARTNERS CLO LT ABS_ABS _10/11/2022 ..	3RDPARTY10/20/2022 ..	PAYDOWN 170,614 168,106 170,614 170,614 2,508 2,508 1,618 1,494
09261H-AQ-0 ..	BLACKSTONE PRIVATE CREDIT FUND SENIOR CO01/19/2022 ..	3RDPARTY08/08/2022 ..	TAX FREE EXCHANGE 6,000,000 5,972,160 5,974,141 5,974,141 1,981 1,981138,000 2,000
11042A-AA-2 ..	BRITISH AIRWAYS PASS THROUGH T SECURED C01/31/2022 ..	INTEREST CAPITALIZATION12/20/2022 ..	REDEMPTION 100.0000 1 1 1 1
12545A-AX-2 ..	COUNTRYWIDE HOME LOANS CWHL_07 SUPSEN WH07/01/2022 ..	INTEREST CAPITALIZATION12/01/2022 ..	PAYDOWN 1
126694-F3-7 ..	COUNTRYWIDE HOME LOANS CWHL_06 SENIOR AB02/14/2022 ..	3RDPARTY12/27/2022 ..	PAYDOWN 95,744 35,930 95,744 95,74459,81459,814327 42
126694-NV-6 ..	COUNTRYWIDE HOME LOANS CWHL_05 WHOLE_CMO02/01/2022 ..	INTEREST CAPITALIZATION12/01/2022 ..	PAYDOWN 960 786 958 786172172 21

ANNUAL STATEMENT FOR THE YEAR 2022 OF THE AMERICAN EQUITY INVESTMENT LIFE INSURANCE COMPANY

SCHEDULE D - PART 5

Showing All Long-Term Bonds and Stocks ACQUIRED During Year and Fully DISPOSED OF During Current Year

1	2	3	4	5	6	7	8	9	10	11	Change in Book/Adjusted Carrying Value					17	18	19	20	21
											12	13	14	15	16					
CUSIP Identi- fication	Description	For- eign	Date Acquired	Name of Vendor	Disposal Date	Name of Purchaser	Par Value (Bonds) or Number of Shares (Stock)	Actual Cost	Consid- eration	Book/ Adjusted Carrying Value at Disposal	Unrealized Valuation Increase/ (Decrease)	Current Year's (Amort- ization)/ Accretion	Current Year's Other- Than- Temporary Impairment Recognized	Total Change in Book/ Adjusted Carrying Valu (12 + 13 - 14)	Total Foreign Exchange Change in Book/ Adjusted Carrying Value	Foreign Exchange Gain (Loss) on Disposal	Realized Gain (Loss) on Disposal	Total Gain (Loss) on Disposal	Interest and Dividends Received During Year	Paid for Accrued Interest and Dividends
14855J-AC-9	CASTLELAKE AIRCRAFT SECURITIZA SUB ABS_A		08/15/2022	INTEREST CAPITALIZATION	12/15/2022	PAYDOWN	63	63	63	63									1	
17307G-2Z-0	CITIGROUP MORTGAGE LOAN TRUST SUPSEN WHO		04/28/2022	3RDPARTY	12/01/2022	PAYDOWN	90,477	89,938	90,476	90,476		539		539					765	214
19424K-AB-9	COLLEGE AVE STUDENT LOANS LLC SENIOR ABS		11/14/2022	3RDPARTY	12/25/2022	PAYDOWN	134,184	113,889	134,184	134,184		20,295		20,295					293	125
19424W-AB-3	COLLEGE AVE STUDENT LOANS LLC ABS_ABS_2		11/10/2022	3RDPARTY	12/25/2022	PAYDOWN	9,617	7,687	9,617	9,617		1,929		1,929					28	12
19425A-AB-0	COLLEGE AVE STUDENT LOANS LLC SENIOR ABS		11/10/2022	3RDPARTY	12/25/2022	PAYDOWN	8,732	6,910	8,732	8,732		1,822		1,822					19	9
19688M-AA-8	COLT MORTGAGE LOAN TRUST COLT WHOLE_CMO		09/28/2022	3RDPARTY	12/01/2022	PAYDOWN	667,554	667,544	667,554	667,554		10		10					4,651	3,957
19688P-AA-1	COLT MORTGAGE LOAN TRUST COLT WHOLE_CMO		11/21/2022	3RDPARTY	12/25/2022	PAYDOWN	44,061	43,962	44,061	44,061		98		98					216	233
20030N-DV-0	COMCAST CORPORATION SENIOR CORP_BND 144A		01/28/2022	3RDPARTY	06/06/2022	TAX FREE EXCHANGE	6,600,000	5,775,858	5,779,270	5,779,270		3,412		3,412					121,571	49,286
20825C-BC-7	CONOCOPHILLIPS SENIOR CORP_BND		05/06/2022	TAX FREE EXCHANGE	12/09/2022	3RDPARTY	3,200,000	3,192,801	3,145,160	3,193,052		251		251			(47,892)	(47,892)	108,388	18,200
21216B-AA-6	CONTINENTAL WIND LLC SECURED CORP_BND 14		02/28/2022	INTEREST CAPITALIZATION	08/31/2022	REDEMPTION	100.0000	1,982	1,982	1,982									59	
22550L-2H-3	CREDIT SUISSE AG NEW YORK BRA SENIOR CO		04/04/2022	3RDPARTY	10/13/2022	3RDPARTY	10,000,000	9,987,600	9,382,868	9,989,062		1,462		1,462			(606,194)	(606,194)	152,933	
22845X-AJ-9	CROWN POINT QLO LTD CRNPT_18-4 ABS_PT_4A		06/28/2022	3RDPARTY	09/29/2022	3RDPARTY	2,000,000	1,854,832	1,809,756	1,861,449		6,617		6,617			(51,693)	(51,693)	33,161	11,357
24381J-AA-5	DEEPHAVEN RESIDENTIAL MORTGAGE WHOLE_CMO		10/27/2022	3RDPARTY	12/25/2022	PAYDOWN	9,477	7,499	9,477	9,477		1,978		1,978					26	15
28165A-AA-7	EDVESTINU PRIVATE EDUCATION LO ABS_ABS_		09/19/2022	3RDPARTY	12/25/2022	PAYDOWN	190,351	185,641	190,351	190,351		4,710		4,710					2,106	
28932M-AG-0	ELM ROAD GENERATING STATION SU SENIOR CO		01/31/2022	INTEREST CAPITALIZATION	07/19/2022	REDEMPTION	100.0000													
30161N-BF-7	EXELON CORPORATION SENIOR CORP_BND 144A		03/02/2022	3RDPARTY	12/23/2022	TAX FREE EXCHANGE	5,215,000	5,211,350	5,211,450	5,211,450		100		100					174,022	
30227F-AL-4	EXTENDED STAY AMERICA TRUST ES SUB SENIO		01/01/2022	3RDPARTY	12/15/2022	PAYDOWN	312,557	313,924	312,557	312,557		(1,367)		(1,367)					9,890	51
30452B-AA-6	FAIRFIELD LANCASTER 2017 LSE-B SENIOR CO		02/05/2022	3RDPARTY	12/05/2022	REDEMPTION	100.0000													
34706C-AE-9	FCRE_22-FL3 SENIOR CMBS -FL3-B 144A		03/09/2022	DIRECT	07/21/2022	3RDPARTY	4,000,000	3,998,467	3,826,496	3,998,600		133		133			(172,104)	(172,104)	52,435	4,044
34706C-AG-4	FCRE_22-FL3 SENIOR CMBS -FL3-C 144A		03/09/2022	3RDPARTY	07/21/2022	3RDPARTY	5,000,000	4,998,216	4,823,562	4,998,339		123		123			(174,777)	(174,777)	76,030	5,955
34960K-AF-9	FORTRESS CREDIT OPPORTUNITIES ABS_ABS_		01/01/2022	TAX FREE EXCHANGE	01/20/2022	3RDPARTY	1,500,000	1,487,501	1,487,019	1,487,719		218		218			(700)	(700)	31,298	6,567
34962D-AG-1	FORTRESS CREDIT BSL LIMITED FC FCBSL_19-		04/01/2022	3RDPARTY	11/29/2022	3RDPARTY	14,200,000	14,204,288	13,422,919	14,204,523		235		235			(781,604)	(781,604)	607,514	96,731
36167Y-AA-6	GCAT GCAT_21-NQM7 WHOLE_CMO_21-NQM7 144		11/18/2022	3RDPARTY	12/01/2022	PAYDOWN	811	674	811	811		137		137					1	1
36242D-XG-3	GSMP5 MORTGAGE LOAN TRUST GSMP SENIOR WH		11/29/2022	3RDPARTY	12/27/2022	PAYDOWN	17,255	14,720	17,255	17,255		2,535		2,535					63	8
36264F-AE-1	GSK CONSUMER HEALTHCARE CAPITA SENIOR CO		03/21/2022	3RDPARTY	10/28/2022	TAX FREE EXCHANGE	13,680,000	13,428,835	13,431,487	13,431,487		2,652		2,652					334,400	
37555B-AX-1	GILEAD SCIENCES INC SENIOR CORP_BND		05/10/2022	3RDPARTY	08/15/2022	3RDPARTY	3,250,000	3,174,958	3,293,063	3,175,580		622		622			117,483	117,483	58,933	17,767
38141G-WQ-3	GOLDMANSACHSGROUP INC/THE SENIOR CORP BND		04/28/2022	3RDPARTY	07/14/2022	3RDPARTY	350,000	345,701	340,127	345,955		254		254			(5,829)	(5,829)	3,340	923
38151J-AA-3	GOLDMAN HOME IMPROVEMENT TRUST ABS_ABS_		11/01/2022	3RDPARTY	12/25/2022	PAYDOWN	606,145	603,571	606,145	606,145		2,574		2,574					5,152	

ANNUAL STATEMENT FOR THE YEAR 2022 OF THE AMERICAN EQUITY INVESTMENT LIFE INSURANCE COMPANY

SCHEDULE D - PART 5

Showing All Long-Term Bonds and Stocks ACQUIRED During Year and Fully DISPOSED OF During Current Year

1	2	3	4	5	6	7	8	9	10	11	Change in Book/Adjusted Carrying Value					17	18	19	20	21
											12	13	14	15	16					
CUSIP Identification	Description	Foreign	Date Acquired	Name of Vendor	Disposal Date	Name of Purchaser	Par Value (Bonds) or Number of Shares (Stock)	Actual Cost	Consideration	Book/ Adjusted Carrying Value at Disposal	Unrealized Valuation Increase/ (Decrease)	Current Year's (Amortization)/ Accretion	Current Year's Other-Than-Temporary Impairment Recognized	Total Change in Book/ Adjusted Carrying Valu (12 + 13 - 14)	Total Foreign Exchange Change in Book/ Adjusted Carrying Value	Foreign Exchange Gain (Loss) on Disposal	Realized Gain (Loss) on Disposal	Total Gain (Loss) on Disposal	Interest and Dividends Received During Year	Paid for Accrued Interest and Dividends
38411H-AA-3	GRACIE POINT INTERNATIONAL FUN ABS_ABS		03/25/2022	3RDPARTY	12/01/2022	PAYDOWN	494	494	494	494									8	
404119-BR-9	HCA INC SENIOR CORP BND		12/05/2022	3RDPARTY	12/21/2022	3RDPARTY	1,000,000	1,002,147	1,001,445	1,002,125		(22)		(22)			(680)	(680)	20,903	18,514
446150-AW-4	HUNTINGTON BANCSHARES INC SUB CORP_BND 1		01/14/2022	3RDPARTY	05/03/2022	TAX FREE EXCHANGE	1,334,000	1,258,416	1,259,720	1,259,720		1,305		1,305					24,329	14,100
46590Y-AA-2	JP MORGAN MORTGAGE TRUST JPMIT SENIOR WH		12/09/2022	3RDPARTY	12/25/2022	PAYDOWN	16,393	15,522	16,393	16,393		871		871					35	17
46630P-BB-0	JP MORGAN MORTGAGE TRUST JPMIT SUPSEN WH		11/29/2022	3RDPARTY	12/01/2022	PAYDOWN	5,123	4,041	5,123	5,123		1,082		1,082					14	13
46656A-AA-5	JP MORGAN MORTGAGE TRUST JPMIT WHOLE_CMO		11/22/2022	3RDPARTY	12/25/2022	PAYDOWN	16,938	15,718	16,938	16,938		1,220		1,220					67	65
482398-AG-5	KBCM CTL PASS-THRU TR CORP_BND		02/28/2022	INTEREST CAPITALIZATION	12/15/2022	REDEMPTION	100.0000	298	298	298									10	
48251J-AJ-2	KKR FINANCIAL CLO LTD KKR_18 ABS_18-D 1		04/01/2022	3RDPARTY	11/29/2022	3RDPARTY	6,400,000	6,388,179	6,091,827	6,388,897		718		718			(297,070)	(297,070)	298,487	49,824
502438-AA-8	CLARK CNTY NV LAS VEGAS CONV C CORP_BND		02/28/2022	INTEREST CAPITALIZATION	12/15/2022	REDEMPTION	37,450	37,450	37,450	37,450									1,387	
526057-CT-9	LENNAR CORPORATION SENIOR CORP BND		12/12/2022	3RDPARTY	12/21/2022	3RDPARTY	10,219,000	10,275,452	10,287,629	10,275,014		(438)		(438)			12,614	12,614	29,805	16,393
55026C-AB-3	LUMINACE ABS-2022 ISSUER LLC B ABS_ABS		05/19/2022	3RDPARTY	10/31/2022	PAYDOWN	253,020	251,670	253,020	253,020		1,350		1,350					5,021	
552754-AA-1	MFRATRUSTMFRA_20-NQM1 SUPSEN WHOLE_CMO		11/17/2022	3RDPARTY	12/01/2022	PAYDOWN	3,411	3,019	3,411	3,411		392		392					4	3
55283W-AA-9	MFA TRUST MFRA_21-NQM2 SENIOR WHOLE_CMO		10/28/2022	3RDPARTY	12/01/2022	PAYDOWN	20,504	15,480	20,504	20,504		5,023		5,023					18	
55903V-AE-3	WARNERMEDIA HOLDINGS INC SENIOR CORP BND		03/09/2022	3RDPARTY	04/07/2022	3RDPARTY	4,000,000	4,000,000	3,998,920	4,000,000							(1,080)	(1,080)	9,297	
58013M-EY-6	MCDONALDS CORPORATION SENIOR CORP_BND		01/03/2022	3RDPARTY	03/02/2022	3RDPARTY	7,000,000	7,549,920	7,341,530	7,527,026		(22,894)		(22,894)			(185,496)	(185,496)	153,961	111,514
61744Y-AQ-1	MORGAN STANLEY SENIOR CORP BND		05/25/2022	3RDPARTY	07/12/2022	3RDPARTY	1,000,000	1,003,720	997,112	1,003,197		(523)		(523)			(6,085)	(6,085)	8,097	3,218
61762M-BX-8	MORGAN STANLEY BAML TRUST MSBA SENIOR SE		05/01/2022	INTEREST CAPITALIZATION	12/01/2022	PAYDOWN													130	
63940Y-AB-2	NAVIENT STUDENT LOAN TRUST NAV SENIOR AB		12/08/2022	3RDPARTY	12/15/2022	PAYDOWN	13,118	12,392	13,118	13,118		726		726					34	31
63941C-AC-7	NAVIENT STUDENT LOAN TRUST NAV SENIOR AB		12/08/2022	3RDPARTY	12/15/2022	PAYDOWN	22,908	22,228	22,908	22,908		680		680					94	85
63941F-AB-2	NAVIENT STUDENT LOAN TRUST NAV SENIOR AB		10/28/2022	3RDPARTY	12/15/2022	PAYDOWN	92,871	82,655	92,871	92,871		10,216		10,216					282	102
63942A-AB-2	NAVIENT STUDENT LOAN TRUST NAV SENIOR AB		12/08/2022	3RDPARTY	12/15/2022	PAYDOWN	15,967	15,398	15,967	15,967		569		569					65	58
63942L-AA-0	NAVIENT PRIVATE EDUCATION LOAN ABS_ABS		10/12/2022	3RDPARTY	12/15/2022	PAYDOWN	468,952	397,437	468,952	468,952		71,515		71,515					718	355
64831V-AA-0	NEW RESIDENTIAL MORTGAGE LOAN SENIOR WHO		10/04/2022	3RDPARTY	12/25/2022	PAYDOWN	148,224	146,828	148,224	148,224		1,396		1,396					1,021	1,037
66934#-AA-6	LARVIXSFJORDEN LTD CORP_BND		06/27/2022	INTEREST CAPITALIZATION	12/22/2022	REDEMPTION	15,067	15,067	15,067	15,067									174	
67085K-AA-0	OFFUTT AFB AMER FIRST CNTYS L MUNITAX_B		01/31/2022	INTEREST CAPITALIZATION	09/01/2022	REDEMPTION	100.0000													
67117Y-AA-2	OBX TRUST OBX_22-NQM8 WHOLE_CMO_22-NQM8		09/26/2022	3RDPARTY	12/01/2022	PAYDOWN	387,244	384,339	387,244	387,244		2,905		2,905					3,432	1,772
67118L-AA-9	OBX TRUST OBX_22-NQM9 WHOLE_CMO_22-NQM9		12/02/2022	3RDPARTY	12/25/2022	PAYDOWN	24,406	24,316	24,406	24,406		91		91					131	162
69122J-AA-4	OWL ROCK CAPITAL CORPORATION SENIOR COR		01/19/2022	3RDPARTY	09/28/2022	TAX FREE EXCHANGE	6,000,000	5,736,240	5,768,128	5,768,128		31,888		31,888					180,208	51,042

E15.3

E15.3

E15.3

E15.3

ANNUAL STATEMENT FOR THE YEAR 2022 OF THE AMERICAN EQUITY INVESTMENT LIFE INSURANCE COMPANY

SCHEDULE D - PART 5

Showing All Long-Term Bonds and Stocks ACQUIRED During Year and Fully DISPOSED OF During Current Year

1	2	3	4	5	6	7	8	9	10	11	Change in Book/Adjusted Carrying Value					17	18	19	20	21
											12	13	14	15	16					
CUSIP Identi- fication	Description	For- eign	Date Acquired	Name of Vendor	Disposal Date	Name of Purchaser	Par Value (Bonds) or Number of Shares (Stock)	Actual Cost	Consid- eration	Book/ Adjusted Carrying Value at Disposal	Unrealized Valuation Increase/ (Decrease)	Current Year's (Amort- ization)/ Accretion	Current Year's Other- Than- Temporary Impairment Recognized	Total Change in Book/ Adjusted Carrying Valu (12 + 13 - 14)	Total Foreign Exchange Change in Book/ Adjusted Carrying Value	Foreign Exchange Gain (Loss) on Disposal	Realized Gain (Loss) on Disposal	Total Gain (Loss) on Disposal	Interest and Dividends Received During Year	Paid for Accrued Interest and Dividends
92257P-AA-9	VELOCITY COMMERCIAL CAPITAL LO SENIOR CM		09/30/2022	3RDPARTY	12/01/2022	PAYDOWN	200,340	200,335	200,340	200,340		4		4					2,856	1,388
924922-AA-5	VERUS SECURITIZATION TRUST VER SENIOR WH		10/06/2022	3RDPARTY	12/01/2022	PAYDOWN	47,262	46,602	47,262	47,262		.660		.660					.279	.97
924923-AA-3	VERUS SECURITIZATION TRUST VER WHOLE_CMO		11/03/2022	3RDPARTY	12/01/2022	PAYDOWN	55,539	54,974	55,539	55,539		.565		.565					.448	.388
92538B-AA-1	VERUS SECURITIZATION TRUST VER SENIOR WH		11/17/2022	3RDPARTY	12/01/2022	PAYDOWN	49,555	42,308	49,555	49,555		7,247		7,247					34	23
92538L-AA-9	VERUS SECURITIZATION TRUST VER SENIOR WH		11/04/2022	3RDPARTY	12/01/2022	PAYDOWN	14,428	12,789	14,428	14,428		1,639		1,639					18	4
92538U-AA-9			11/21/2022	3RDPARTY	12/01/2022	PAYDOWN	9,290	8,425	9,290	9,290		.865		.865					.32	.23
931142-CB-7	WASHINGTON MUTUAL MORTGAGE PAS WHOLE_CMO		11/16/2022	3RDPARTY	11/18/2022	3RDPARTY	28,086,000	29,871,110	29,511,084	29,889,766		(1,344)		(1,344)			(358,682)	(358,682)	.331,766	.311,287
93934F-HC-9	TIDEWATER AUTO RECEIVABLES TRU ABS_ABS		02/14/2022	3RDPARTY	12/25/2022	PAYDOWN REDEMPTION	258,273 100.0000	247,632	258,273	258,273		10,641		10,641					1,214	90
BANOVU-VQ-0	TIDEWATER AUTO RECEIVABLES TRU ABS_ABS		10/20/2022	VARIOUS	12/12/2022	REDEMPTION	387,630 100.0000	387,630	387,630	387,630									7,209	
BANOVU-VR-8	TIDEWATER AUTO RECEIVABLES TRU ABS_ABS		10/05/2022	VARIOUS	10/11/2022	REDEMPTION	43,362 100.0000	43,362	43,362	43,362									.619	
BANOVU-VS-6			10/05/2022	VARIOUS	10/11/2022		23,018	23,018	23,018	23,018									.293	
BANOWH-F3-4	PK AIR FINANCE 2019 CORP_BND		02/28/2022	3RDPARTY	03/22/2022	3RDPARTY	(2,997)	(2,997)	(2,997)	(2,997)										
BAN10G-X4-0	SKYMILES 1P LTD CORP_BND		05/25/2022	3RDPARTY	08/01/2022	3RDPARTY	16,469,000	16,108,946	16,196,555	16,120,682		11,735		11,735			75,873	75,873	.219,472	.76,055
BMS1AQ-RA-9	HEALTHCARE REALTY TRUST INC SENIOR CORP		06/28/2022	TAX FREE EXCHANGE	07/25/2022	TAX FREE EXCHANGE	50,000	48,381	48,383	48,383		2		2					370	359
BMS1MD-H4-0	ACM A1F-E P2 CL JV GPCC SPE 2 ABS_ABS		12/12/2022	VARIOUS	12/15/2022	PAYDOWN REDEMPTION														
R9836#-AA-6	WELCO ECO SHIP AS SENIOR CORP_BND		04/30/2022	INTEREST CAPITALIZATION	12/31/2022		1,160	1,160	1,160	1,160									.23	
009088-AA-3	AIR CANADA 2015-2 PASS THROUGH SECURED C	A	06/30/2022	INTEREST CAPITALIZATION	12/15/2022	REDEMPTION														
009088-AB-1	AIR CANADA 2015-2 PASS THROUGH SECURED C	A	01/31/2022	INTEREST CAPITALIZATION	12/15/2022	REDEMPTION	1	1	1	1										
013716-AU-9	RIO TINTO ALCAN INC SENIOR CORP_BND	A	11/16/2022	3RDPARTY	11/30/2022	3RDPARTY	7,839,000	8,418,338	8,470,196	8,416,938		(1,400)		(1,400)			53,258	53,258	.222,731	.202,725
06368F-AE-9	BANK OF MONTREAL SENIOR CORP_BND	A	01/05/2022	3RDPARTY	04/04/2022	3RDPARTY	3,000,000	2,998,410	2,872,650	2,998,534		.124		.124			(125,884)	(125,884)	10,750	
06417X-AB-7	BANK OF NOVA SCOTIA SENIOR CORP_BND	A	01/03/2022	3RDPARTY	03/02/2022	3RDPARTY	11,000,000	10,992,630	10,730,610	10,992,992		.362		.362			(262,382)	(262,382)	23,925	
06417X-AH-4	BANK OF NOVA SCOTIA SENIOR CORP_BND MTN	A	04/05/2022	3RDPARTY	09/16/2022	3RDPARTY	4,000,000	3,995,480	3,900,191	3,995,978		.498		.498			(95,787)	(95,787)	47,821	
775109-CA-7	ROGERS COMMUNICATIONS INC SENIOR CORP_BN	A	03/08/2022	3RDPARTY	04/07/2022	3RDPARTY	4,500,000	4,493,865	4,453,965	4,494,004		.139		.139			(40,039)	(40,039)	9,956	
775109-CD-1	ROGERS COMMUNICATIONS INC SENIOR CORP_BN	A	03/07/2022	3RDPARTY	08/24/2022	TAX FREE EXCHANGE	6,379,000	6,309,915	6,310,863	6,310,863		.947		.947					.541,931	
78013X-W2-0	ROYAL BANK OF CANADA SENIOR CORP_BND MT	A	04/06/2022	3RDPARTY	07/12/2022	3RDPARTY	4,000,000	4,058,525	4,023,277	4,048,241		(10,283)		(10,283)			(24,965)	(24,965)	39,878	.411
00217G-AA-1	APTIV PLC SENIOR CORP_BND	D	02/09/2022	3RDPARTY	07/07/2022	3RDPARTY	1,500,000	1,500,000	1,432,230	1,500,000							(67,770)	(67,770)	14,276	
05578Q-AH-6	BPCESA SUB CORP_BND 144A	D	01/10/2022	3RDPARTY	02/09/2022	3RDPARTY	5,000,000	5,000,000	4,886,150	5,000,000							(113,850)	(113,850)	13,680	
06675D-CD-2	BANQUE FEDERATIVE DU CREDIT MU SRP CORP	D	07/06/2022	3RDPARTY	09/16/2022	3RDPARTY	3,000,000	3,000,000	2,954,640	3,000,000							(45,360)	(45,360)	23,751	
06738E-BB-0	BARCLAYS PLC SENIOR CORP_BND	D	04/28/2022	3RDPARTY	07/12/2022	3RDPARTY	500,000	505,004	499,562	504,040		(964)		(964)			(4,479)	(4,479)	14,219	9,761
12551A-AL-9	CIFC FUNDING LTD CIFC_17-1A SENIOR ABS_A	D	10/04/2022	3RDPARTY	10/21/2022	PAYDOWN	85,167	83,890	85,167	85,167		1,278		1,278					.814	.682
12571K-AC-3	CIFCFUNDINGLTDCLFC 22-3A ABS22-3144A	C	01/01/2022	3RDPARTY	08/03/2022	3RDPARTY	750,000	706,875	714,375	707,077		.202		.202			7,298	7,298	5,398	4,251

ANNUAL STATEMENT FOR THE YEAR 2022 OF THE AMERICAN EQUITY INVESTMENT LIFE INSURANCE COMPANY

SCHEDULE D - PART 5

Showing All Long-Term Bonds and Stocks ACQUIRED During Year and Fully DISPOSED OF During Current Year

1	2	3	4	5	6	7	8	9	10	11	Change in Book/Adjusted Carrying Value					17	18	19	20	21
											12	13	14	15	16					
CUSIP Identi- fication	Description	For- eign	Date Acquired	Name of Vendor	Disposal Date	Name of Purchaser	Par Value (Bonds) or Number of Shares (Stock)	Actual Cost	Consid- eration	Book/ Adjusted Carrying Value at Disposal	Unrealized Valuation Increase/ (Decrease)	Current Year's (Amort- ization)/ Accretion	Current Year's Other- Than- Temporary Impairment Recognized	Total Change in Book/ Adjusted Carrying Valu (12 + 13 - 14)	Total Foreign Exchange Change in Book/ Adjusted Carrying Value	Foreign Exchange Gain (Loss) on Disposal	Realized Gain (Loss) on Disposal	Total Gain (Loss) on Disposal	Interest and Dividends Received During Year	Paid for Accrued Interest and Dividends
14310B-AU-5	CARLYLE GLOBAL MARKET STRATEGI SENIOR AB	D	11/08/2022	3RDPARTY	11/14/2022	PAYDOWN	11,308	11,103	11,308	11,308		206		206					110	105
14314F-AL-2	CARLYLE GLOBAL MARKET STRATEGI ABS_ABS	D	10/17/2022	3RDPARTY	10/20/2022	PAYDOWN	8,652	8,461	8,652	8,652		190		190					80	79
225401-AY-4	CREDIT SUISSE GROUP AG SENIOR CORP BND 1	D	08/08/2022	3RDPARTY	09/09/2022	3RDPARTY	3,000,000	3,000,000	2,982,360	3,000,000							(17,640)	(17,640)	16,464	
26249K-AZ-4	DRYDEN SENIOR LOAN FUND DRSLF SECURED AB	D	10/11/2022	3RDPARTY	10/17/2022	PAYDOWN	19,815	19,484	19,815	19,815		331		331					183	175
28623C-AG-6	ELEVATION CLO LTD AWPT_18-10A ABS_ABS_1	D	04/01/2022	3RDPARTY	11/29/2022	3RDPARTY	3,000,000	2,984,925	2,836,185	2,986,423		1,498		1,498			(150,238)	(150,238)	106,177	15,407
33882G-AE-8	FCBSL_18-1A ABS -1A-B1R 144A	D	10/28/2022	3RDPARTY	11/15/2022	PAYDOWN	147,371	144,453	147,371	147,371		2,918		2,918					1,463	1,241
34955Y-AE-9	FCBSL_17-2A ABS 17-2A-C 144A	D	06/28/2022	3RDPARTY	09/29/2022	3RDPARTY	1,000,000	973,020	966,089	974,213		1,193		1,193			(8,124)	(8,124)	15,814	5,252
34961P-AG-5	FCBSL_19-2A ABS 19-2A-B 144A	D	04/01/2022	3RDPARTY	11/29/2022	3RDPARTY	17,500,000	17,499,930	16,832,148	17,499,115		(815)		(815)			(666,968)	(666,968)	670,543	112,239
34962D-AE-6	GOLDENTREE LOAN OPPORTUNITIES SENIOR ABS	D	04/01/2022	3RDPARTY	11/29/2022	3RDPARTY	14,000,000	14,002,422	13,471,640	14,001,961		(461)		(461)			(530,321)	(530,321)	483,321	69,138
38123H-AN-4	GOCAP_43-B ABS_43-B-C 144A	D	10/04/2022	3RDPARTY	10/29/2022	PAYDOWN	141,059	139,410	141,059	141,059		1,649		1,649					1,412	1,059
38176Q-AG-5	HSBCHOLDINGSPLC SUB CORP_BND	D	04/01/2022	3RDPARTY	11/29/2022	3RDPARTY	5,000,000	5,002,075	4,734,165	5,001,798		(277)		(277)			(267,633)	(267,633)	203,045	31,595
40428Q-DM-8	HILDENE CLO LTD H1TR_19-2A ABS_ABS_19-2	D	08/29/2022	TAX FREE EXCHANGE	12/09/2022	VARIOUS	14,500,000	14,007,128	14,302,865	14,009,305		2,177		2,177			293,560	293,560	95,649	2,618
43133J-AA-6	MFATRUSTMFRA_22-INV3 WHOLE_OMO_22-INV3	D	04/01/2022	3RDPARTY	11/22/2022	PAYDOWN	579,618	579,256	579,618	579,618		362		362					3,245	1,371
55285K-AA-3	SENECA RESOURCES LLC WHOLE_OMO_22-NQM3	C	10/03/2022	3RDPARTY	12/01/2022	PAYDOWN	85,423	84,082	85,423	85,423		1,341		1,341					883	569
55286E-AA-6	MADISON PARK FUNDING LTD MDPK SENIOR ABS	C	09/16/2022	3RDPARTY	12/25/2022	PAYDOWN	365,632	363,640	365,632	365,632		1,992		1,992					3,972	1,188
55818K-AV-3	MDPK_15-17A-AR2 SENIOR ABS_ABS_15-17A-A	D	10/06/2022	3RDPARTY	10/24/2022	PAYDOWN	122,301	120,038	122,301	122,301		2,263		2,263					1,139	976
55818Y-BN-0	ATRUM CDO CORP ATRM_9A SENIOR ABS_ABS_	D	10/04/2022	3RDPARTY	10/21/2022	PAYDOWN	13,115	12,873	13,115	13,115		243		243					125	105
55821C-AA-2	VENTR_18-32RR ABS NTR_H-B 144A	D	10/25/2022	3RDPARTY	11/28/2022	PAYDOWN	34,544	33,756	34,544	34,544		788		788					352	228
60689W-CX-7	NXP BV SENIOR CORP_BND	D	04/01/2022	3RDPARTY	11/29/2022	3RDPARTY	2,100,000	2,101,592	2,020,303	2,101,509		(82)		(82)			(81,207)	(81,207)	64,768	8,399
62947Q-BC-1	NEUBERGER BERMAN CLO LTD NEUB SENIOR ABS	D	05/12/2022	TAX FREE EXCHANGE	08/24/2022	3RDPARTY	26,500,000	26,537,698	27,346,361	26,536,870		(828)		(828)			809,491	809,491	1,075,544	686,350
64129U-BS-3	OZLM FUNDING LTD ABS 2A-BR2 144A	D	10/17/2022	3RDPARTY	10/22/2022	PAYDOWN	6,992	6,868	6,992	6,992		124		124					68	66
67108B-BC-8	PALMER SQUARE LOAN FUNDING LTD SENIOR AB	D	04/01/2022	3RDPARTY	11/29/2022	3RDPARTY	8,200,000	8,157,852	7,733,961	8,162,363		4,511		4,511			(428,402)	(428,402)	277,900	33,232
69701E-AA-4	PALMER SQUARE LOAN FUNDING LTD ABS_ABS_	D	11/03/2022	3RDPARTY	11/21/2022	PAYDOWN	306,667	303,600	306,667	306,667		3,067		3,067					2,933	2,482
69702D-AA-5	PREFERRED TERM SECS XVII SENIOR ABS_ABS	D	11/15/2022	3RDPARTY	11/21/2022	PAYDOWN	162,275	159,638	162,275	162,275		2,637		2,637					1,552	1,484
74042E-AA-2	RACEP_15-9A ABS 5-9A-BR 144A	D	04/01/2022	3RDPARTY	12/23/2022	PAYDOWN	1,458,913	1,342,200	1,458,913	1,458,913		116,713		116,713					19,678	495
74981H-CG-3	TFINS_20-2A ABS 0-2A-A1 144A	D	04/01/2022	3RDPARTY	11/29/2022	3RDPARTY	3,000,000	2,943,651	2,803,185	2,950,789		7,138		7,138			(147,604)	(147,604)	100,400	14,534
89820X-AA-6	TFINS_20-2A ABS 0-2A-A1 144A	D	04/01/2022	3RDPARTY	06/21/2022	3RDPARTY	23,893,095	23,952,828	23,803,496	23,952,291		(537)		(537)			(148,795)	(148,795)	340,074	134,649
89820X-AA-6	TFINS_20-2A ABS 0-2A-A1 144A	D	04/01/2022	3RDPARTY	04/15/2022	PAYDOWN	1,914,511	1,919,297	1,914,511	1,914,511		(4,786)		(4,786)					12,868	10,789
89822P-AA-1	TFINS_20-1A ABS 0-1A-A1 144A	D	04/01/2022	3RDPARTY	09/29/2022	3RDPARTY	2,142,752	2,103,968	2,103,968	2,145,358		(73)		(73)			(41,389)	(41,389)	61,160	14,430
89822P-AA-1	UBS AG LONDON BRANCH SENIOR CORP BND 14	D	04/01/2022	3RDPARTY	07/15/2022	PAYDOWN	115,277	115,421	115,277	115,277		(144)		(144)					311	776
902613-AM-0	CAYMAN UNIVERSE HOLDINGS LLC SENIOR ABS_	D	05/03/2022	3RDPARTY	09/16/2022	3RDPARTY	3,000,000	3,000,000	2,947,170	3,000,000							(52,830)	(52,830)	46,376	
G1981*-AA-2	INTEREST CAPITALIZATION	D	01/31/2022	101.2091	09/30/2022	REDEMPTION	40,912	40,912	41,406	41,406		495		495					802	
1109999999	Subtotal - Bonds - Industrial and Miscellaneous (Unaffiliated)						455,169,907	455,071,383	447,129,922	455,482,864		411,480		411,480			(8,352,948)	(8,352,948)	9,140,654	2,861,834

ANNUAL STATEMENT FOR THE YEAR 2022 OF THE AMERICAN EQUITY INVESTMENT LIFE INSURANCE COMPANY

SCHEDULE D - PART 5

Showing All Long-Term Bonds and Stocks ACQUIRED During Year and Fully DISPOSED OF During Current Year

1	2	3	4	5	6	7	8	9	10	11	Change in Book/Adjusted Carrying Value					17	18	19	20	21
											12	13	14	15	16					
CUSIP Identifi- cation	Description	For- eign	Date Acquired	Name of Vendor	Disposal Date	Name of Purchaser	Par Value (Bonds) or Number of Shares (Stock)	Actual Cost	Consid- eration	Book/ Adjusted Carrying Value at Disposal	Unrealized Valuation Increase/ (Decrease)	Current Year's (Amort- ization)/ Accretion	Current Year's Other- Than- Temporary Impairment Recognized	Total Change in Book/ Adjusted Carrying Valu (12 + 13 - 14)	Total Foreign Exchange Change in Book/ Adjusted Carrying Value	Foreign Exchange Gain (Loss) on Disposal	Realized Gain (Loss) on Disposal	Total Gain (Loss) on Disposal	Interest and Dividends Received During Year	Paid for Accrued Interest and Dividends
35632U-AB-1	DONLEN ALT FLEET LEASING TL SECURED TERM		01/01/2022	DIRECT	06/30/2022	REDEMPTION	100.0000	20,000	20,000	20,000				20,000						196
35632U-AD-7	DONLEN OPCO TERM_LOAN 7.980% 03/30/28		03/30/2022	3RD PARTY	12/30/2022	REDEMPTION	100.0000	54,586	54,586	54,586									2,446	
46500Q-AA-8	ISQ GLOBAL INFRASTRUCTURE CRED SENIOR RE		08/01/2022	3RD PARTY	09/30/2022	LOGERTHT19	37,075,213	37,075,213	37,075,213	37,075,213									671,473	
46500Q-AA-8	ISQ GLOBAL INFRASTRUCTURE CRED SENIOR RE		01/01/2022	LOGERTHT11	08/04/2022	REDEMPTION	100.0000	10,488,710	10,488,710	10,488,710									336,089	111,880
46500Q-AB-6	ISQ GLOBAL INFRASTRUCTURE CRED SENIOR RE		08/01/2022	3RD PARTY	08/04/2022	REDEMPTION	100.0000	249,169	249,169	249,169									7,984	
46500Q-AB-6	ISQ GLOBAL INFRASTRUCTURE CRED SENIOR RE		07/31/2022	LOGERTHT11	08/04/2022	REDEMPTION	100.0000	734,148	734,148	734,148									23,524	16,335
61034#-AA-6	MONROE CAPITAL PRIVATE CREDIT SECURED RE		05/06/2022	3RD PARTY	05/16/2022	LOGERTHT19	217,000,000	217,000,000	217,000,000	217,000,000									2,512,955	
61034#-AB-4	MONROE CAPITAL PRIVATE CREDIT SUB REVOLV		05/06/2022	3RD PARTY	05/16/2022	LOGERTHT19	45,500,000	45,500,000	45,500,000	45,500,000									1,222,061	
BMSOVO-YD-1	ASP SUMMA 1 LLC TERM_LOAN		03/08/2022	3RD PARTY	10/15/2022	REDEMPTION	100.0000	38,944	38,944	38,944									36,179	
BMSOVO-YG-4	ASP SUMMA 2 LLC TERM_LOAN		03/08/2022	3RD PARTY	10/15/2022	REDEMPTION	100.0000	248,728	248,728	248,728									166,210	
BMSOVO-YK-5	ASP SUMMA 3 LLC TERM_LOAN		03/08/2022	3RD PARTY	10/15/2022	REDEMPTION	100.0000	260,600	260,600	260,600									172,526	
BMSOVO-YY-5	ASP SUMMA 4 LLC TERM_LOAN		03/08/2022	3RD PARTY	10/15/2022	REDEMPTION	100.0000	923,622	923,622	923,622									206,425	
BENJLK-QW-7	ASP SUMMA 5 LLC TERM_LOAN		03/08/2022	3RD PARTY	10/15/2022	REDEMPTION	100.0000	150,089	150,089	150,089									61,256	
BENJLK-QX-5	ASP SUMMA 6 LLC TERM_LOAN		03/08/2022	3RD PARTY	10/15/2022	REDEMPTION	100.0000	138,184	138,184	138,184									68,670	
BENJLK-QY-3	ASP SUMMA 7 LLC TERM_LOAN		03/01/2022	3RD PARTY	10/15/2022	REDEMPTION	100.0000	131,376	131,376	131,376									58,333	
BENJLK-QZ-0	ASP SUMMA 8 LLC TERM_LOAN		03/08/2022	3RD PARTY	10/15/2022	REDEMPTION	100.0000	95,263	95,263	95,263									64,325	
BMS125-5P-5	RFS ASSET SECURITIZATION III SECURED REV		10/13/2022	3RD PARTY	11/03/2022	REDEMPTION	100.0000	8,338,011	8,338,011	8,338,011									138,402	
BMS125-6X-7	RFS ASSET SECURITIZATION III SUB REVOLVE		10/13/2022	3RD PARTY	11/03/2022	REDEMPTION	100.0000	913,173	913,173	913,173									20,865	
BRIWOF1-ZT-5	ARM FUNDING 2019-1 LLC CLASS-A SECURED T		08/25/2022	3RD PARTY	12/15/2022	REDEMPTION	100.0000	52,865,778	52,865,778	52,865,778									1,269,247	
BRIWTS-VQ-4	AVANT WAREHOUSE TRUST III SECURED TERM,L		01/12/2022	3RD PARTY	07/21/2022	REDEMPTION	100.0000	589,770	589,770	589,770									13,271	
PPFBFE-QX-2	BR ADVISORY & INVESTMENTS LLC SECURED TE		04/18/2022	3RD PARTY	09/30/2022	REDEMPTION	100.0000	312,500	315,625	312,500			(3,125)	(3,125)					8,441	
BL3578-85-5	ADANI HYBRID ENERGY JAISALMER SECURED TE	D	05/17/2022	3RD PARTY	09/19/2022	REDEMPTION	100.0000	581	581	581									1,542	
BL3605-92-2	ADANI HYBRID ENERGY JAISALMER SECURED TE	D	05/17/2022	3RD PARTY	09/19/2022	REDEMPTION	100.0000	581	581	581									1,542	
BL3605-93-0	ADANI HYBRID ENERGY JAISALMER SECURED TE	D	08/12/2022	3RD PARTY	09/19/2022	REDEMPTION	100.0000	1,264	1,264	1,264									3,080	
BL3605-94-8	ADANI HYBRID ENERGY JAISALMER SECURED TE	D	02/09/2022	3RD PARTY	02/14/2022	3RD PARTY	142,427	142,427	142,427	142,427										
BL3605-94-8	ADANI HYBRID ENERGY JAISALMER SECURED TE	D	08/12/2022	3RD PARTY	09/19/2022	REDEMPTION	100.0000	2,894	2,894	2,894									6,947	

ANNUAL STATEMENT FOR THE YEAR 2022 OF THE AMERICAN EQUITY INVESTMENT LIFE INSURANCE COMPANY

SCHEDULE D - PART 5

Showing All Long-Term Bonds and Stocks ACQUIRED During Year and Fully DISPOSED OF During Current Year

1	2	3	4	5	6	7	8	9	10	11	Change in Book/Adjusted Carrying Value					17	18	19	20	21
											12	13	14	15	16					
CUSIP Identi- fication	Description	For- eign	Date Acquired	Name of Vendor	Disposal Date	Name of Purchaser	Par Value (Bonds) or Number of Shares (Stock)	Actual Cost	Consid- eration	Book/ Adjusted Carrying Value at Disposal	Unrealized Valuation Increase/ (Decrease)	Current Year's (Amort- ization)/ Accretion	Current Year's Other- Than- Temporary Impairment Recognized	Total Change in Book/ Adjusted Carrying Valu (12 + 13 - 14)	Total Foreign Exchange Change in Book/ Adjusted Carrying Value	Foreign Exchange Gain (Loss) on Disposal	Realized Gain (Loss) on Disposal	Total Gain (Loss) on Disposal	Interest and Dividends Received During Year	Paid for Accrued Interest and Dividends
BL3605-96-3 ..	ADANI HYBRID ENERGY JAISALMER SECURED TE ..	D.....	..01/24/2022 ..	3RD PARTY02/14/2022 ..	3RD PARTY 215,927 215,927 215,926 215,927
BL3605-96-3 ..	ADANI HYBRID ENERGY JAISALMER SECURED TE ..	D.....	..09/07/2022 ..	3RD PARTY09/19/2022 11,642 11,642 11,642 11,642 23,719
BMS18S-65-1 ..	SVF II FINCO CAYMAN LP SECURED TERM_LO ..	D.....	..06/06/2022 ..	3RD PARTY09/28/2022 ..	3RD PARTY 126,698 126,698 126,698 126,698 2,007
BMS18S-65-1 ..	SVF II FINCO CAYMAN LP SECURED TERM_LO ..	D.....	..06/06/2022 ..	3RD PARTY07/08/2022 ..	REDEMPTION 424,278 424,278 424,278 424,278 759
1909999999. Subtotal - Bonds - Unaffiliated Bank Loans							377,054,156	377,037,281	377,054,155	377,054,156	16,875	16,875	7,100,278	128,411
2509999998. Total - Bonds							861,546,423	853,736,725	846,415,142	854,169,681	432,956	432,956	(7,754,545)	(7,754,545)	16,382,261	3,051,588
4509999998. Total - Preferred Stocks							451,733
BMS11L-17-5 ..	FEDERAL HOME LOAN BANK OF DES05/11/2022 ..	DIRECT11/25/2022 ..	DIRECT 24,000,000.000 24,000,000 24,000,000 24,000,000 451,733
5029999999. Subtotal - Common Stocks - Industrial and Miscellaneous (Unaffiliated) Other							24,000,000	24,000,000	24,000,000	24,000,000	451,733
5989999998. Total - Common Stocks							24,000,000	24,000,000	24,000,000	24,000,000	451,733
5999999999. Total - Preferred and Common Stocks							24,000,000	24,000,000	24,000,000	24,000,000	451,733
6009999999 - Totals							877,736,725	870,415,142	878,169,681	432,956	432,956	(7,754,545)	(7,754,545)	16,833,994	3,051,588

Valuation of Shares of Subsidiary, Controlled or Affiliated Companies

1999999 - Totals

1. Total amount of goodwill nonadmitted \$

[illegible]

ANNUAL STATEMENT FOR THE YEAR 2022 OF THE AMERICAN EQUITY INVESTMENT LIFE INSURANCE COMPANY

SCHEDULE DA - PART 1

Showing All SHORT-TERM INVESTMENTS Owned December 31 of Current Year

1	Codes		4	5	6	7	Change in Book/Adjusted Carrying Value				12	13	Interest						20
	2	3					8	9	10	11			14	15	16	17	18	19	
Description	Code	For- eign	Date Acquired	Name of Vendor	Maturity Date	Book/ Adjusted Carrying Value	Unrealized Valuation Increase/ (Decrease)	Current Year's (Amor- tization)/ Accretion	Current Year's Other- Than- Temporary Impairment Recognized	Total Foreign Exchange Change in Book/ Adjusted Carrying Value	Par Value	Actual Cost	Amount Due and Accrued Dec. 31 of Current Year on Bond Not in Default	Non- Admitted Due and Accrued	Rate of	Effective Rate of	When Paid	Amount Received During Year	Paid for Accrued Interest
UNITEDSTATESTREASURY TBILLCASH	0.....		.12/29/2022 .	3RDPARTY	03/30/2023395,779,877		94,877			400,000,000	395,685,000			0.000	4.362	MAT		
0019999999. Subtotal - Bonds - U.S. Governments - Issuer Obligations						395,779,877		94,877			400,000,000	395,685,000			XXX	XXX	XXX		
0109999999. Total - U.S. Government Bonds						395,779,877		94,877			400,000,000	395,685,000			XXX	XXX	XXX		
0309999999. Total - All Other Government Bonds															XXX	XXX	XXX		
0509999999. Total - U.S. States, Territories and Possessions Bonds															XXX	XXX	XXX		
0709999999. Total - U.S. Political Subdivisions Bonds															XXX	XXX	XXX		
0909999999. Total - U.S. Special Revenues Bonds															XXX	XXX	XXX		
DISCOVER FINANCIAL SERVICES SENIOR CORP_			11/20/2012 .	NO BROKER	01/01/2023										5.200	0.000	AO	52,000	
BAM BBU PREF III LP CASH COLLATERAL	0.....		10/03/2022 .	DIRECT	09/15/2023	40,000,000					40,000,000	40,000,000	371,671		5.950	6.012	FMAN	241,357	
BAM BBU PREF IV LP CASH COLLATERAL	0.....		09/16/2022 .	DIRECT	09/15/2023	40,000,000					40,000,000	40,000,000	371,671		5.950	6.012	FMAN	304,111	
CASH COLLATERAL USD BC PARTNERS (NC CAYM)	0.....		.07/29/2022 .	DIRECT	07/23/2023	12,963,202		28,202			13,000,000	12,935,000			0.000	0.510	MAT	227,323	
BPR HOLDING REIT I LLC SUB CORP_BND	0.....		04/01/2022 .	3RDPARTY	03/31/2023	45,000,000					45,000,000	45,000,000	1,446,473		6.500	6.433	JD	729,247	
BOP MANHATTAN WEST HOLDINGS LL CASH COLL	0.....		05/06/2022 .	DIRECT	04/07/2023	45,000,000					45,000,000	45,000,000	16,274		6.600	6.651	MJSD	2,180,712	
BOP BROOKFIELD PLACE HOLDING L CASH COLL	0.....		04/08/2022 .	DIRECT	04/07/2023	45,000,000					45,000,000	45,000,000	13,808		5.600	5.638	MJSD	1,850,301	
BOP WATERSIDE JV LLC CASH COLLATERAL	0.....		04/08/2022 .	DIRECT	04/07/2023	45,000,000					45,000,000	45,000,000	13,808		5.600	5.638	MJSD	1,850,301	
BOP NY PROPERTY SUBHOLDINGS I CASH COLLA	0.....		04/08/2022 .	DIRECT	04/07/2023	35,000,000					35,000,000	35,000,000	11,699		6.100	6.145	MJSD	1,567,616	
BOP 450 WEST 33 LLC/BOP 450 WE CASH COLL	0.....		04/08/2022 .	DIRECT	04/07/2023	45,000,000					45,000,000	45,000,000	15,658		6.350	6.399	MJSD	2,098,110	
BAM WW SPV I LIMITED PARTNERSH	0.....		05/11/2022 .	DIRECT	05/05/2023	45,000,000					45,000,000	45,000,000	607,505		8.704	6.233	FMAN	1,908,161	
LUMINACE EQUIPMENT HOLDINGS 2 CASH COLLA	0.....		10/12/2022 .	DIRECT	10/11/2023	13,682,391		138,641			14,200,000	13,543,750	60,488		7.302	12.184	MON	189,420	
BOP SPECIAL OPPORTUNITIES FUND CASH COLL	0.....		.07/29/2022 .	DIRECT	07/28/2023	4,985,562		10,562			5,000,000	4,975,000	54,769		6.360	5.405	JAJO	32,516	
BANK OF NOVA SCOTIA SENIOR CORP_BND	0.....	A.....	.11/29/2022 .	3RDPARTY	09/15/2023	7,281,449		27,188			7,500,000	7,254,261	8,833		0.400	4.648	MS		6,167
BAM BBU PREF VI LP CASH COLLATERAL	0.....		10/03/2022 .	DIRECT	10/02/2023	40,000,000					40,000,000	40,000,000	586,849		5.950	6.016	FMAN		
BAM BBU PREF V LP CASH COLLATERAL	0.....		10/03/2022 .	DIRECT	10/02/2023	40,000,000					40,000,000	40,000,000	586,849		5.950	6.016	FMAN		
BAM BBU PREF I LP CASH COLLATERAL USD	0.....		10/03/2022 .	DIRECT	07/14/2023	40,000,000					40,000,000	40,000,000	374,795		6.000	6.070	FMAN	420,612	
BAM BBU PREF II LP CASH COLLATERAL USD	0.....		07/15/2022 .	DIRECT	07/14/2023	40,000,000					40,000,000	40,000,000	374,795		6.000	6.060	FMAN	726,667	
1019999999. Subtotal - Bonds - Industrial and Miscellaneous (Unaffiliated) - Issuer Obligations						583,912,604		204,593			584,700,000	583,708,011	4,915,945		XXX	XXX	XXX	14,378,454	6,167
PNMAC GMSR ISSUER TRUST PNMSR SENIOR ABS	0.....		.12/21/2022 .	3RDPARTY	08/25/2023	2,467,534		1,469			2,500,000	2,466,065	3,422		7.039	9.258	MON	14,814	12,036
1049999999. Subtotal - Bonds - Industrial and Miscellaneous (Unaffiliated) - Other Loan-Backed and Structured Securities						2,467,534		1,469			2,500,000	2,466,065	3,422		XXX	XXX	XXX	14,814	12,036
1109999999. Total - Industrial and Miscellaneous (Unaffiliated) Bonds						586,380,138		206,062			587,200,000	586,174,076	4,919,367		XXX	XXX	XXX	14,393,268	18,203
1309999999. Total - Hybrid Securities															XXX	XXX	XXX		
1509999999. Total - Parent, Subsidiaries and Affiliates Bonds															XXX	XXX	XXX		
ASP SUMMA 1 LLC TERM LOAN12/09/2022 .	3RDPARTY	03/15/2023	58,413,963					58,413,963	58,413,963	440,463		3.203	3.203	MJSD	719,419	
ASP SUMMA 2 LLC TERM LOAN12/09/2022 .	3RDPARTY	03/15/2023	64,657,159					64,657,159	64,657,159	514,902		3.203	3.203	MJSD	834,629	
ASP SUMMA 3 LLC TERM LOAN12/09/2022 .	3RDPARTY	03/15/2023	71,798,239					71,798,239	71,798,239	561,810		3.203	3.203	MJSD	850,061	
ASP SUMMA 4 LLC TERM LOAN12/09/2022 .	3RDPARTY	03/15/2023	61,708,479					61,708,479	61,708,479	476,758		3.203	3.203	MJSD	764,960	
ASP SUMMA 5 LLC TERM LOAN11/23/2022 .	3RDPARTY	03/15/2023	15,894,050					15,894,050	15,894,050	131,119		5.300	5.300	MJSD	214,332	
ASP SUMMA 6 LLC TERM LOAN11/23/2022 .	3RDPARTY	03/15/2023	13,454,753					13,454,753	13,454,753	111,054		5.300	5.300	MJSD	177,953	
ASP SUMMA 7 LLC TERM LOAN11/23/2022 .	3RDPARTY	03/15/2023	16,097,475					16,097,475	16,097,475	132,464		5.300	5.300	MJSD	213,717	
ASP SUMMA 8 LLC TERM LOAN11/23/2022 .	3RDPARTY	03/15/2023	14,393,028					14,393,028	14,393,028	124,768		5.300	5.300	MJSD	194,420	
ALEXANDRITE LAKE LUX HOLDINGS SUB TERM L	0.....		06/30/2022 .	3RDPARTY	01/27/2023	22,125,689		77,994		(987,980)	22,131,570	23,035,674	181,817		3.250	3.631	MJSD	641,100	
1829999999. Subtotal - Bonds - Unaffiliated Bank Loans - Acquired						338,542,835		77,994		(987,980)	338,548,716	339,452,820	2,675,155		XXX	XXX	XXX	4,610,591	
1909999999. Subtotal - Unaffiliated Bank Loans						338,542,835		77,994		(987,980)	338,548,716	339,452,820	2,675,155		XXX	XXX	XXX	4,610,591	
2419999999. Total - Issuer Obligations						979,692,481		299,470			984,700,000	979,393,011	4,915,945		XXX	XXX	XXX	14,378,454	6,167
2429999999. Total - Residential Mortgage-Backed Securities															XXX	XXX	XXX		
2439999999. Total - Commercial Mortgage-Backed Securities															XXX	XXX	XXX		
2449999999. Total - Other Loan-Backed and Structured Securities						2,467,534		1,469			2,500,000	2,466,065	3,422		XXX	XXX	XXX	14,814	12,036
2459999999. Total - SVO Identified Funds															XXX	XXX	XXX		

ANNUAL STATEMENT FOR THE YEAR 2022 OF THE AMERICAN EQUITY INVESTMENT LIFE INSURANCE COMPANY

SCHEDULE DA - PART 1

Showing All SHORT-TERM INVESTMENTS Owned December 31 of Current Year

1	Codes		4	5	6	7	Change in Book/Adjusted Carrying Value				12	13	Interest						20
	2	3					8	9	10	11			14	15	16	17	18	19	
Description	Code	For-eign	Date Acquired	Name of Vendor	Maturity Date	Book/Adjusted Carrying Value	Unrealized Valuation Increase/(Decrease)	Current Year's (Amor-tization)/ Accretion	Current Year's Other-Than-Temporary Impairment Recognized	Total Foreign Exchange Change in Book/Adjusted Carrying Value	Par Value	Actual Cost	Amount Due and Accrued Dec. 31 of Current Year on Bond Not in Default	Non-Admitted Due and Accrued	Rate of	Effective Rate of	When Paid	Amount Received During Year	Paid for Accrued Interest
2469999999. Total - Affiliated Bank Loans															XXX	XXX	XXX		
2479999999. Total - Unaffiliated Bank Loans						338,542,835		77,994		(987,980)	338,548,716	339,452,820	2,675,155		XXX	XXX	XXX	4,610,591	
2509999999. Total Bonds						1,320,702,850		378,933		(987,980)	1,325,748,716	1,321,311,896	7,594,522		XXX	XXX	XXX	19,003,859	18,203
7109999999. Total - Parent, Subsidiaries and Affiliates											XXX				XXX	XXX	XXX		
7709999999 - Totals						1,320,702,850		378,933		(987,980)	XXX	1,321,311,896	7,594,522		XXX	XXX	XXX	19,003,859	18,203

1. Line Book/Adjusted Carrying Value by NAIC Designation Category Footnote:
Number
1A 1A ..\$914,536,721 1B ..\$ 1C ..\$80,000,000 1D ..\$ 1E ..\$ 1F ..\$7,281,449 1G ..\$
1B 2A ..\$316,417,146 2B ..\$2,467,534 2C ..\$
1C 3A ..\$ 3B ..\$ 3C ..\$
1D 4A ..\$ 4B ..\$ 4C ..\$
1E 5A ..\$ 5B ..\$ 5C ..\$
1F 6\$

ANNUAL STATEMENT FOR THE YEAR 2022 OF THE AMERICAN EQUITY INVESTMENT LIFE INSURANCE COMPANY

SCHEDULE DB - PART A - SECTION 1

Showing all Options, Caps, Floors, Collars, Swaps and Forwards Open as of December 31 of Current Year

1	2	3	4	5		6	7	8	9	10	11	12	13	14	15	16	17	18	19	20	21	22	23
Description	Description of Item(s) Hedged, Used for Income Generation or Replicated	Schedule/ Exhibit Identifier	Type(s) of Risk(s) (a)	Exchange, Counterparty or Central Clearinghouse		Trade Date	Date of Maturity or Expiration	Number of Contracts	Notional Amount	Strike Price, Rate or Index Received (Paid)	Cumulative Prior Year(s) Initial Cost of Un-discounted Premium (Received) Paid	Current Year Initial Cost of Un-discounted Premium (Received) Paid	Current Year Income	Book/ Adjusted Carrying Value	Code	Fair Value	Unrealized Valuation Increase/ (Decrease)	Total Foreign Exchange Change in B./A.C.V.	Current Year's (Amortization)/ Accretion	Adjustment to Carrying Value of Hedged Item	Potential Exposure	Credit Quality of Reference Entity	Hedge Effectiveness at Inception and at Year-end (b)
S&P 500 Index Option PTPT S&P 500 Dividend Aristocrats Daily Risk Control 5% Index		N/A	Equity/Index	WAC	KB1H1DSPRFMYMCJFXT09	11/16/2022	11/15/2024	144	571,637	3958.79		28,253		26,487		24,495			(1,766)				
S&P 500 Dividend Aristocrats Daily Risk Control 5% Index		N/A	Equity/Index	WAC	KB1H1DSPRFMYMCJFXT09	11/21/2022	11/21/2024	245	441,412	1804.69		13,463		12,622		11,094			(841)				
S&P 500 Dividend Aristocrats Daily Risk Control 5% Index		N/A	Equity/Index	WAC	KB1H1DSPRFMYMCJFXT09	11/22/2022	11/22/2024	442	798,949	1808.77		24,288		22,770		19,258			(1,518)				
S&P 500 Index Option PTPT S&P 500 Dividend Aristocrats Daily Risk Control 5% Index		N/A	Equity/Index	WAC	KB1H1DSPRFMYMCJFXT09	11/30/2022	11/29/2024	51	209,738	4080.11		4,719		4,424		3,767			(295)				
S&P 500 Index Option PTPT		N/A	Equity/Index	WAC	KB1H1DSPRFMYMCJFXT09	12/20/2022	12/20/2024	891	1,595,049	1790.64		47,851		46,855		47,166			(997)				
S&P 500 Index Option PTPT		N/A	Equity/Index	WAC	KB1H1DSPRFMYMCJFXT09	02/09/2022	02/09/2027	248	1,137,986	4587.18		130,663		107,813		79,730			(22,862)				
0209999999. Subtotal - Purchased Options - Hedging Other - Other											38,408,365	793,818,751		425,001,979	XXX	397,831,400			(398,833,163)			XXX	XXX
0219999999. Subtotal - Purchased Options - Hedging Other											38,408,365	793,818,751		425,001,979	XXX	397,831,400			(398,833,163)			XXX	XXX
0289999999. Subtotal - Purchased Options - Replications															XXX							XXX	XXX
0359999999. Subtotal - Purchased Options - Income Generation															XXX							XXX	XXX
NOBLE HOLDING INTERNATIONAL		N/A		NYSE		03/02/2021	02/05/2028	47,650	918,216	19.27	47,650			624,429		624,429	124,104						
NOBLE HOLDING INTERNATIONAL		N/A		NYSE		03/02/2021	02/05/2028	47,650	1,102,145	23.13	47,650			544,773		544,773	139,751						
0369999999. Subtotal - Purchased Options - Other - Call Options and Warrants											95,300			1,169,202	XXX	1,169,202	263,855					XXX	XXX
0429999999. Subtotal - Purchased Options - Other											95,300			1,169,202	XXX	1,169,202	263,855					XXX	XXX
0439999999. Total Purchased Options - Call Options and Warrants											95,300			1,169,202	XXX	1,169,202	263,855					XXX	XXX
0449999999. Total Purchased Options - Put Options															XXX							XXX	XXX
0459999999. Total Purchased Options - Caps															XXX							XXX	XXX
0469999999. Total Purchased Options - Floors															XXX							XXX	XXX
0479999999. Total Purchased Options - Collars															XXX							XXX	XXX
0489999999. Total Purchased Options - Other											38,408,365	793,818,751		425,001,979	XXX	397,831,400			(398,833,163)			XXX	XXX
0499999999. Total Purchased Options											38,503,665	793,818,751		426,171,181	XXX	399,000,602	263,855		(398,833,163)			XXX	XXX
0569999999. Subtotal - Written Options - Hedging Effective Excluding Variable Annuity Guarantees Under SSAP No.108															XXX							XXX	XXX
0639999999. Subtotal - Written Options - Hedging Effective Variable Annuity Guarantees Under SSAP No.108															XXX							XXX	XXX
S&P 500 Dividend Aristocrats Daily Risk Control 5% Index		N/A	Equity/Index	EGL	5KCJSCUB87LQCN267947	01/03/2022	01/03/2023	(148)	(273,866)	1852.528		(7,422)		(309)					7,113				
SPXDSUN Index Option PTPT		N/A	Equity/Index	EGL	5KCJSCUB87LQCN267947	01/03/2022	01/03/2023	(11)	(35,569)	3169.71		(964)		(40)					924				
S&P 500 Index Option PTPT		N/A	Equity/Index	EGL	5KCJSCUB87LQCN267947	01/03/2022	01/03/2023	(443)	(2,125,488)	4796.56		(113,649)		(4,735)					108,914				
S&P 500 Dividend Aristocrats Daily Risk Control 5% Index		N/A	Equity/Index	EGL	5KCJSCUB87LQCN267947	01/04/2022	01/04/2023	(14)	(26,838)	1859.631		(730)		(30)					700				
SPXDSUN Index Option PTPT		N/A	Equity/Index	EGL	5KCJSCUB87LQCN267947	01/04/2022	01/04/2023	(86)	(275,050)	3181.88		(6,134)		(256)					5,878				

ANNUAL STATEMENT FOR THE YEAR 2022 OF THE AMERICAN EQUITY INVESTMENT LIFE INSURANCE COMPANY

SCHEDULE DB - PART A - SECTION 1

Showing all Options, Caps, Floors, Collars, Swaps and Forwards Open as of December 31 of Current Year

1	2	3	4	5	6	7	8	9	10	11	12	13	14	15	16	17	18	19	20	21	22	23
	Description of Item(s) Hedged, Used for Income Generation or Replicated	Schedule/ Exhibit Identifier	Type(s) of Risk(s) (a)	Exchange, Counterparty or Central Clearinghouse	Trade Date	Date of Maturity or Expiration	Number of Contracts	Notional Amount	Strike Price, Rate or Index Received (Paid)	Cumulative Prior Year(s) Initial Cost of Un-discounted Premium (Received) Paid	Current Year Initial Cost of Un-discounted Premium (Received) Paid	Current Year Income	Book/ Adjusted Carrying Value	Code	Fair Value	Unrealized Valuation Increase/ (Decrease)	Total Foreign Exchange Change in B./A.C.V.	Current Year's (Amorti-zation)/ Accretion	Adjustment to Carrying Value of Hedged Item	Potential Exposure	Credit Quality of Reference Entity	Hedge Effectiveness at Inception and at Year-end (b)
S&P 500 Dividend Aristocrats Daily Risk Control 5% Index		N/A	Equity/Index	EGL	5KCJSCUB87LQCN267947	12/28/2022	12/27/2024	(52)	(93,530)	1790.28	(2,946)		(2,885)		(2,788)			61				
S&P 500 Dividend Aristocrats Daily Risk Control 5% Index		N/A	Equity/Index	EGL	5KCJSCUB87LQCN267947	12/29/2022	12/27/2024	(9)	(16,017)	1795.8	(479)		(469)		(452)			10				
S&P 500 Dividend Aristocrats Daily Risk Control 5% Index		N/A	Equity/Index	EGL	5KCJSCUB87LQCN267947	12/27/2022	12/27/2024	(9)	(15,308)	1796.35	(468)		(459)		(430)			10				
Invesco Dynamic Growth Index		N/A	Equity/Index	EGL	5KCJSCUB87LQCN267947	12/28/2022	12/27/2024	(807)	(2,068,554)	2562.808	(63,298)		(61,979)		(64,039)			1,319				
Invesco Dynamic Growth Index		N/A	Equity/Index	EGL	5KCJSCUB87LQCN267947	12/29/2022	12/27/2024	(298)	(767,308)	2572.202	(23,480)		(22,990)		(22,361)			489				
Invesco Dynamic Growth Index		N/A	Equity/Index	EGL	5KCJSCUB87LQCN267947	12/30/2022	12/30/2024	(119)	(305,497)	2569.16	(9,348)		(9,153)		(9,098)			195				
S&P 500 Index Option PTP		N/A	Equity/Index	EGL	5KCJSCUB87LQCN267947	12/29/2021	12/29/2026	(21)	(102,850)	4793.06	(9,851)		(7,800)		(5,943)			1,971				
S&P 500 Index Option PTP		N/A	Equity/Index	EGL	5KCJSCUB87LQCN267947	01/26/2022	01/26/2027	(26)	(111,439)	4349.93	(13,769)		(11,130)		(10,321)			2,639				
S&P 500 Index Option PTP		N/A	Equity/Index	EGL	5KCJSCUB87LQCN267947	02/09/2022	02/09/2027	(248)	(1,137,986)	4587.18	(130,641)		(107,779)		(79,740)			22,862				
S&P 500 Index Option PTP		N/A	Equity/Index	EGL	5KCJSCUB87LQCN267947	12/21/2022	12/21/2027	(27)	(102,850)	3878.44	(11,853)		(11,785)		(11,128)			114				
0699999999. Subtotal - Written Options - Hedging Other - Other										(76,734)	(64,300,012)		(33,030,902)	XXX	(33,386,571)			31,343,975			XXX	XXX
0709999999. Subtotal - Written Options - Hedging Other										(76,734)	(64,300,012)		(33,030,902)	XXX	(33,386,571)			31,343,975			XXX	XXX
0779999999. Subtotal - Written Options - Replications														XXX						XXX	XXX	
0849999999. Subtotal - Written Options - Income Generation														XXX							XXX	XXX
0919999999. Subtotal - Written Options - Other														XXX							XXX	XXX
0929999999. Total Written Options - Call Options and Warrants														XXX							XXX	XXX
0939999999. Total Written Options - Put Options														XXX							XXX	XXX
0949999999. Total Written Options - Caps														XXX							XXX	XXX
0959999999. Total Written Options - Floors														XXX							XXX	XXX
0969999999. Total Written Options - Collars														XXX							XXX	XXX
0979999999. Total Written Options - Other										(76,734)	(64,300,012)		(33,030,902)	XXX	(33,386,571)			31,343,975			XXX	XXX
0989999999. Total Written Options										(76,734)	(64,300,012)		(33,030,902)	XXX	(33,386,571)			31,343,975			XXX	XXX
Interest Rate Swap With MORGAN STANLEY & CO LLC RCV SOFR PAY 2.76 06/01/2032	ASSET PORTFOLIO	D1	Interest Rate	MS	4PQUHN3JPFGFNF3BB653	06/01/2022	06/01/2032		86,407,634	2.76		(68,070)			5,365,108					1,326,340		96/96
Interest Rate Swap With MORGAN STANLEY & CO LLC RCV SOFR PAY 2.82 06/01/2037	ASSET PORTFOLIO	D1	Interest Rate	MS	4PQUHN3JPFGFNF3BB653	06/01/2022	06/01/2037		167,686,191	2.82		(193,236)			13,155,965					3,184,647		96/96
Interest Rate Swap With MORGAN STANLEY & CO LLC RCV SOFR PAY 2.80 06/02/2042	ASSET PORTFOLIO	D1	Interest Rate	MS	4PQUHN3JPFGFNF3BB653	06/01/2022	06/02/2042		154,274,679	2.8		(158,881)			14,247,800					3,400,425		95/95
0999999999. Subtotal - Swaps - Hedging Effective Excluding Variable Annuity Guarantees Under SSAP No.108 - Interest Rate												(420,187)		XXX	32,768,873					7,911,412	XXX	XXX
1049999999. Subtotal - Swaps - Hedging Effective Excluding Variable Annuity Guarantees Under SSAP No.108												(420,187)		XXX	32,768,873					7,911,412	XXX	XXX
1109999999. Subtotal - Swaps - Hedging Effective Variable Annuity Guarantees Under SSAP No.108														XXX							XXX	XXX
1169999999. Subtotal - Swaps - Hedging Other														XXX							XXX	XXX
1229999999. Subtotal - Swaps - Replication														XXX							XXX	XXX

ANNUAL STATEMENT FOR THE YEAR 2022 OF THE AMERICAN EQUITY INVESTMENT LIFE INSURANCE COMPANY

SCHEDULE DB - PART A - SECTION 1

Showing all Options, Caps, Floors, Collars, Swaps and Forwards Open as of December 31 of Current Year

1	2	3	4	5	6	7	8	9	10	11	12	13	14	15	16	17	18	19	20	21	22	23
Description	Description of Item(s) Hedged, Used for Income Generation or Replicated	Schedule/ Exhibit Identifier	Type(s) of Risk(s) (a)	Exchange, Counterparty or Central Clearinghouse	Trade Date	Date of Maturity or Expiration	Number of Contracts	Notional Amount	Strike Price, Rate or Index Received (Paid)	Cumulative Prior Year(s) Initial Cost of Un-discounted Premium (Received) Paid	Current Year Initial Cost of Un-discounted Premium (Received) Paid	Current Year Income	Book/ Adjusted Carrying Value	Code	Fair Value	Unrealized Valuation Increase/ (Decrease)	Total Foreign Exchange Change in B./A.C.V.	Current Year's (Amorti-zation)/ Accretion	Adjustment to Carrying Value of Hedged Item	Potential Exposure	Credit Quality of Refer-ence Entity	Hedge Effectiveness at Inception and at Year-end (b)
1289999999. Subtotal - Swaps - Income Generation														XXX							XXX	XXX
1349999999. Subtotal - Swaps - Other														XXX							XXX	XXX
1359999999. Total Swaps - Interest Rate												(420,187)		XXX	32,768,873					7,911,412	XXX	XXX
1369999999. Total Swaps - Credit Default														XXX							XXX	XXX
1379999999. Total Swaps - Foreign Exchange														XXX							XXX	XXX
1389999999. Total Swaps - Total Return														XXX							XXX	XXX
1399999999. Total Swaps - Other														XXX							XXX	XXX
1409999999. Total Swaps												(420,187)		XXX	32,768,873					7,911,412	XXX	XXX
1479999999. Subtotal - Forwards														XXX							XXX	XXX
1509999999. Subtotal - SSAP No. 108 Adjustments														XXX							XXX	XXX
1689999999. Subtotal - Hedging Effective Excluding Variable Annuity Guarantees Under SSAP No.108												(420,187)		XXX	32,768,873					7,911,412	XXX	XXX
1699999999. Subtotal - Hedging Effective Variable Annuity Guarantees Under SSAP No.108														XXX							XXX	XXX
1709999999. Subtotal - Hedging Other									38,331,631	729,518,739			391,971,077	XXX	364,444,829			(367,489,188)			XXX	XXX
1719999999. Subtotal - Replication														XXX							XXX	XXX
1729999999. Subtotal - Income Generation														XXX							XXX	XXX
1739999999. Subtotal - Other									95,300				1,169,202	XXX	1,169,202	263,855					XXX	XXX
1749999999. Subtotal - Adjustments for SSAP No. 108 Derivatives														XXX							XXX	XXX
1759999999 - Totals									38,426,931	729,518,739		(420,187)	393,140,279	XXX	398,382,904	263,855		(367,489,188)		7,911,412	XXX	XXX

(a)	Code	Description of Hedged Risk(s)
(b)	Code	Financial or Economic Impact of the Hedge at the End of the Reporting Period

ANNUAL STATEMENT FOR THE YEAR 2022 OF THE AMERICAN EQUITY INVESTMENT LIFE INSURANCE COMPANY

SCHEDULE DB - PART A - SECTION 2

Showing all Options, Caps, Floors, Collars, Swaps and Forwards Terminated During Current Year

1	2	3	4	5	6	7	8	9	10	11	12	13	14	15	16	17	18	19	20	21	22	23	24	25
Description	Description of Item(s) Hedged, Used for Income Generation or Replicated	Schedule / Exhibit Identifier	Type(s) of Risk(s) (a)	Exchange, Counterparty or Central Clearinghouse	Trade Date	Date of Maturity or Expiration	Termination Date	Indicate Exercise, Expiration, Maturity or Sale	Number of Contracts	Notional Amount	Strike Price, Rate or Index Received (Paid)	Cumulative Prior Year(s) Initial Cost of Un-discounted Premium (Received) Paid	Current Year Initial Cost of Un-discounted Premium (Received) Paid	Consideration Received (Paid) on Termination	Current Year Income	Book/ Adjusted Carrying Value	Code	Unrealized Valuation Increase/ (Decrease)	Total Foreign Exchange Change in B./A.C.V.	Current Year's (Amortization)/ Accretion	Gain (Loss) on Termination Recognized	Adjustment to Carrying Value of Hedged Item	Gain (Loss) on Termination Deferred	Hedge Effectiveness at Inception and at Termination (b)
Dow Index Option PTPT			Equity/Index	WAC		10/29/2021	10/31/2022	Expiration	75	2,685,190	35819.56	47,974								(37,980)				
S&P 500 Dividend Aristocrats			Equity/Index	WAC		11/03/2020	11/03/2022	Expiration	432	732,630	1695.39	26,283								(11,499)	34,570			
Daily Risk Control 5% Index			Equity/Index	WAC		11/03/2021	11/03/2022	Expiration	8,730	40,687,286	4660.57	946,539								(828,221)				
S&P 500 Index Option PTPT .			Equity/Index	WAC		11/03/2021	11/03/2022	Expiration	134	4,844,495	36157.58	87,799								(76,824)				
Dow Index Option PTPT			Equity/Index	WAC		11/05/2020	11/04/2022	Expiration	944	1,604,937	1699.419	56,815								(24,856)	77,905			
S&P 500 Dividend Aristocrats			Equity/Index	WAC		11/05/2021	11/04/2022	Expiration	7,749	24,491,359	3160.65	305,504								(267,316)				
SPXDSUN Index Option PTPT .			Equity/Index	WAC		11/05/2021	11/04/2022	Expiration	17,594	82,649,312	4697.53	1,992,043								(1,743,837)				
S&P 500 Index Option PTPT .			Equity/Index	WAC		11/05/2021	11/07/2022	Expiration	3,696	11,680,569	3160.65	167,825								(146,847)				
SPXDSUN Index Option PTPT .			Equity/Index	WAC		11/05/2021	11/07/2022	Expiration	6,077	28,545,726	4697.53	732,141								(640,623)				
S&P 500 Index Option PTPT .			Equity/Index	WAC		11/08/2021	11/08/2022	Expiration	7,371	34,656,366	4701.7	835,551								(731,107)				
S&P 500 Dividend Aristocrats			Equity/Index	WAC		11/09/2020	11/09/2022	Expiration	312	534,685	1713.461	19,088								(8,351)	21,372			
Daily Risk Control 5% Index			Equity/Index	WAC		11/10/2021	11/10/2022	Expiration	204	7,372,397	36079.94	132,283								(115,748)				
Dow Index Option PTPT			Equity/Index	WAC		11/11/2020	11/11/2022	Expiration	290	497,704	1717.56	18,166								(7,948)	25,109			
S&P 500 Dividend Aristocrats			Equity/Index	WAC		11/17/2021	11/17/2022	Expiration	9,999	46,883,406	4688.67	1,124,286								(983,750)				
Daily Risk Control 5% Index			Equity/Index	WAC		11/18/2021	11/18/2022	Expiration	5,067	16,022,218	3161.85	206,462								(180,654)				
SPXDSUN Index Option PTPT .			Equity/Index	WAC		11/24/2021	11/23/2022	Expiration	3,295	6,097,868	1850.394	141,497								(123,810)				
S&P 500 Dividend Aristocrats			Equity/Index	WAC		11/24/2021	11/23/2022	Expiration	4,380	13,864,374	3165.41	187,658								(164,201)				
Daily Risk Control 5% Index			Equity/Index	WAC		11/23/2021	11/23/2022	Expiration	7,315	34,310,769	4690.7	865,810								(757,584)				
SPXDSUN Index Option PTPT .			Equity/Index	WAC		11/25/2020	11/25/2022	Expiration	273	471,473	1725.499	17,020								(7,446)	23,152			
S&P 500 Dividend Aristocrats			Equity/Index	WAC		11/24/2021	11/25/2022	Expiration	1,381	2,555,834	1850.394	69,987								(61,239)				
Daily Risk Control 5% Index			Equity/Index	WAC		11/24/2021	11/25/2022	Expiration	4,438	14,048,164	3165.41	189,580								(165,883)				
SPXDSUN Index Option PTPT .			Equity/Index	WAC		12/01/2021	12/01/2022	Expiration	3,234	5,841,334	1806.024	116,809								(111,942)	19,810			
S&P 500 Dividend Aristocrats			Equity/Index	WAC		12/01/2021	12/01/2022	Expiration	18,492	83,455,537	4513.04	1,775,309								(1,701,337)				
Daily Risk Control 5% Index			Equity/Index	WAC		12/02/2021	12/02/2022	Expiration	7,227	33,079,625	4577.1	732,768								(702,236)				
S&P 500 Index Opt MOPTPT			Equity/Index	WAC		12/07/2021	12/07/2022	Expiration	2,976	5,468,006	1837.58	132,683								(127,154)				
S&P 500 Dividend Aristocrats			Equity/Index	WAC		12/08/2021	12/08/2022	Expiration	17,987	84,559,787	4701.21	1,708,129								(1,636,957)				
Daily Risk Control 5% Index			Equity/Index	WAC		12/14/2021	12/14/2022	Expiration	9,422	43,662,916	4634.09	1,138,316								(1,090,886)				
S&P 500 Index Option PTPT .			Equity/Index	WAC		12/29/2021	12/29/2022	Expiration	2,303	4,272,988	1855.19	97,251								(93,199)				
S&P 500 Dividend Aristocrats			Equity/Index	WAC		12/29/2021	12/29/2022	Expiration	2,530	12,126,471	4793.06	237,106								(227,227)				
Daily Risk Control 5% Index			Equity/Index	WAC		12/31/2021	12/30/2022	Expiration	14,520	69,203,329	4766.18	1,888,376								(1,809,694)				
S&P 500 Index Option PTPT .			Equity/Index	WAC		12/30/2021	12/30/2022	Expiration	10,565	50,487,143	4778.73	1,181,301								(1,132,046)				
0209999999. Subtotal - Purchased Options - Hedging Other - Other												731,568,973		373,473,628			XXX			(375,602,186)	373,473,628			XXX
0219999999. Subtotal - Purchased Options - Hedging Other												731,568,973		373,473,628			XXX			(375,602,186)	373,473,628			XXX
0289999999. Subtotal - Purchased Options - Replications																	XXX							XXX
0359999999. Subtotal - Purchased Options - Income Generation																	XXX							XXX
0429999999. Subtotal - Purchased Options - Other																	XXX							XXX
0439999999. Total Purchased Options - Call Options and Warrants																	XXX							XXX
0449999999. Total Purchased Options - Put Options																	XXX							XXX
0459999999. Total Purchased Options - Caps																	XXX							XXX
0469999999. Total Purchased Options - Floors																	XXX							XXX
0479999999. Total Purchased Options - Collars																	XXX							XXX
0489999999. Total Purchased Options - Other												731,568,973		373,473,628			XXX			(375,602,186)	373,473,628			XXX
0499999999. Total Purchased Options												731,568,973		373,473,628			XXX			(375,602,186)	373,473,628			XXX
0569999999. Subtotal - Written Options - Hedging Effective Excluding Variable Annuity Guarantees Under SSAP No.108																	XXX							XXX
0639999999. Subtotal - Written Options - Hedging Effective Variable Annuity Guarantees Under SSAP No.108																	XXX							XXX
S&P 500 Index Option PTPT .			Equity/Index	BOA	B4TYDEB6GMZ0031MB27	11/15/2021	03/11/2022	Expiration	102	(400,000)	3939.34	(78,539)								49,087	(26,905)			
S&P 500 Index Option PTPT .			Equity/Index	BOA	B4TYDEB6GMZ0031MB27	11/15/2021	03/11/2022	Expiration	115	(455,000)	3943.34	(88,818)								55,511	(30,112)			
S&P 500 Index Option PTPT .			Equity/Index	BOA	B4TYDEB6GMZ0031MB27	11/15/2021	03/18/2022	Expiration	256	(1,000,000)	3913.1	(204,465)								127,790	(140,559)			

ANNUAL STATEMENT FOR THE YEAR 2022 OF THE AMERICAN EQUITY INVESTMENT LIFE INSURANCE COMPANY

SCHEDULE DB - PART A - SECTION 2

Showing all Options, Caps, Floors, Collars, Swaps and Forwards Terminated During Current Year

1	2	3	4	5	6	7	8	9	10	11	12	13	14	15	16	17	18	19	20	21	22	23	24	25
Description	Description of Item(s) Hedged, Used for Income Generation or Replicated	Schedule / Exhibit Identifier	Type(s) of Risk(s) (a)	Exchange, Counterparty or Central Clearinghouse	Trade Date	Date of Maturity or Expiration	Termination Date	Indicate Exercise, Expiration, Maturity or Sale	Number of Contracts	Notional Amount	Strike Price, Rate or Index Received (Paid)	Cumulative Prior Year(s) Initial Cost of Un-discounted Premium (Received) Paid	Current Year Initial Cost of Un-discounted Premium (Received) Paid	Consideration Received (Paid) on Termination	Current Year Income	Book/ Adjusted Carrying Value	Code	Unrealized Valuation Increase/ (Decrease)	Total Foreign Exchange Change in B./A.C.V.	Current Year's (Amortization)/ Accretion	Gain (Loss) on Termination Recognized	Adjustment to Carrying Value of Hedged Item	Gain (Loss) on Termination Deferred	Hedge Effectiveness at Inception and at Termination (b)
S&P 500 Index Option PTPT . UST 1.375% 11/15/31 Total	Equity/Index	EGL 5KCJSCUB87LQCN2G7947	12/29/2021	12/29/2022	12/29/2022	Expiration	(913)	(4,375,289)	4793.06	(136,976)								131,268				
Return Options	Equity/Index	EGL 5KCJSCUB87LQCN2G7947	12/29/2021	12/30/2022	12/30/2022	Expiration	(124)	(12,200)	98	(174)	(376)							167	(376)			
S&P 500 Dividend Aristocrats	Equity/Index	EGL 5KCJSCUB87LQCN2G7947	12/30/2021	12/30/2022	12/30/2022	Expiration	(552)	(1,022,855)	1854.264	(28,374)								27,192				
Daily Risk Control 5% Index	Equity/Index	EGL 5KCJSCUB87LQCN2G7947	12/31/2021	12/30/2022	12/30/2022	Expiration	(662)	(1,229,098)	1856.306	(34,292)								32,863				
S&P 500 Dividend Aristocrats	Equity/Index	EGL 5KCJSCUB87LQCN2G7947	12/30/2021	12/30/2022	12/30/2022	Expiration	(5)	(16,887)	3172.62	(468)								448				
Daily Risk Control 5% Index	Equity/Index	EGL 5KCJSCUB87LQCN2G7947	12/31/2021	12/30/2022	12/30/2022	Expiration	(14)	(46,016)	3176.13	(1,104)								1,058				
SPXDSUN Index Option PTPT	Equity/Index	EGL 5KCJSCUB87LQCN2G7947	12/31/2021	12/30/2022	12/30/2022	Expiration	(1,034)	(4,928,884)	4766.18	(199,361)								191,054				
S&P 500 Index Option PTPT	Equity/Index	EGL 5KCJSCUB87LQCN2G7947	12/30/2021	12/30/2022	12/30/2022	Expiration	(647)	(3,091,584)	4778.73	(97,606)								93,541				
S&P Digital	Equity/Index	EGL 5KCJSCUB87LQCN2G7947	12/30/2021	12/30/2022	12/30/2022	Expiration																
0699999999. Subtotal - Written Options - Hedging Other - Other												(55,177,607)		(32,016,271)			XXX			27,007,841	(32,016,271)			XXX
0709999999. Subtotal - Written Options - Hedging Other												(55,177,607)		(32,016,271)			XXX			27,007,841	(32,016,271)			XXX
0779999999. Subtotal - Written Options - Replications																	XXX							XXX
0849999999. Subtotal - Written Options - Income Generation																	XXX							XXX
0919999999. Subtotal - Written Options - Other																	XXX							XXX
0929999999. Total Written Options - Call Options and Warrants																	XXX							XXX
0939999999. Total Written Options - Put Options																	XXX							XXX
0949999999. Total Written Options - Caps																	XXX							XXX
0959999999. Total Written Options - Floors																	XXX							XXX
0969999999. Total Written Options - Collars																	XXX							XXX
0979999999. Total Written Options - Other												(55,177,607)		(32,016,271)			XXX			27,007,841	(32,016,271)			XXX
0989999999. Total Written Options												(55,177,607)		(32,016,271)			XXX			27,007,841	(32,016,271)			XXX
Interest Rate Swap With BARCLAYS CAPITAL INC RCV SOFR	ASSET PORTFOLIO	D1	Interest Rate.....	BAR G5GSEF7VJP5170UK5573	05/26/2022	05/26/2023	09/30/2022	Sale		429,991,582	2.25				4,465,000					3,146,081	1,318,919			96 / 93
PAY 2.25 05/26/2023	ASSET PORTFOLIO	D1	Interest Rate.....	BAR G5GSEF7VJP5170UK5573	05/26/2022	05/27/2042	09/30/2022	Sale		250,252,985	2.69				24,460,000					(8,930,318)	33,390,318			95 / 93
Interest Rate Swap With BARCLAYS CAPITAL INC RCV SOFR	ASSET PORTFOLIO	D1	Interest Rate.....	BAR G5GSEF7VJP5170UK5573	05/26/2022	05/27/2025	09/30/2022	Sale		892,167,078	2.56				31,150,000					(4,374,387)	35,524,387			98 / 98
PAY 2.56 05/27/2025	ASSET PORTFOLIO	D1	Interest Rate.....	BAR G5GSEF7VJP5170UK5573	05/26/2022	05/28/2024	09/30/2022	Sale		490,774,054	2.55				12,110,000					2,092,567	10,017,433			98 / 94
Interest Rate Swap With BARCLAYS CAPITAL INC RCV SOFR	ASSET PORTFOLIO	D1	Interest Rate.....	BAR G5GSEF7VJP5170UK5573	05/26/2022	05/28/2024	09/30/2022	Sale		490,774,054	2.55				12,110,000					2,092,567	10,017,433			98 / 94
PAY 2.55 05/28/2024	ASSET PORTFOLIO	D1	Interest Rate.....	RBC ES7IP3U3RH1GC71XBU11	05/31/2022	06/01/2027	09/30/2022	Sale		518,054,544	2.63				25,380,000					1,597,425	23,782,575			98 / 98
Interest Rate Swap With RBC CAPITAL MARKETS LLC RCV SOFR	ASSET PORTFOLIO	D1	Interest Rate.....	RBC ES7IP3U3RH1GC71XBU11	05/31/2022	05/31/2029	09/30/2022	Sale		328,136,528	2.64				19,670,000					8,829,349	10,840,651			97 / 98
PAY 2.64 05/31/2029	ASSET PORTFOLIO	D1	Interest Rate.....	RBC ES7IP3U3RH1GC71XBU11	05/31/2022	06/01/2032	09/30/2022	Sale		323,147,538	2.7				22,100,000					(1,742,476)	23,842,476			97 / 97
Interest Rate Swap With RBC CAPITAL MARKETS LLC RCV SOFR	ASSET PORTFOLIO	D1	Interest Rate.....	RBC ES7IP3U3RH1GC71XBU11	05/31/2022	06/01/2037	09/30/2022	Sale		733,108,886	2.78				57,440,000					(13,448,091)	70,888,091			96 / 95
PAY 2.78 06/01/2037	ASSET PORTFOLIO	D1	Interest Rate.....	RBC ES7IP3U3RH1GC71XBU11	05/31/2022	06/01/2037	09/30/2022	Sale		733,108,886	2.78				57,440,000					(13,448,091)	70,888,091			96 / 95
0999999999. Subtotal - Swaps - Hedging Effective Excluding Variable Annuity Guarantees Under SSAP No.108 - Interest Rate															196,775,000		XXX			(12,829,850)	209,604,850			XXX
1049999999. Subtotal - Swaps - Hedging Effective Excluding Variable Annuity Guarantees Under SSAP No.108															196,775,000		XXX			(12,829,850)	209,604,850			XXX
1109999999. Subtotal - Swaps - Hedging Effective Variable Annuity Guarantees Under SSAP No.108																	XXX							XXX
1169999999. Subtotal - Swaps - Hedging Other																	XXX							XXX
1229999999. Subtotal - Swaps - Replication																	XXX							XXX
1289999999. Subtotal - Swaps - Income Generation																	XXX							XXX
1349999999. Subtotal - Swaps - Other																	XXX							XXX
1359999999. Total Swaps - Interest Rate															196,775,000		XXX			(12,829,850)	209,604,850			XXX
1369999999. Total Swaps - Credit Default																	XXX							XXX
1379999999. Total Swaps - Foreign Exchange																	XXX							XXX
1389999999. Total Swaps - Total Return																	XXX							XXX
1399999999. Total Swaps - Other																	XXX							XXX
1409999999. Total Swaps															196,775,000		XXX			(12,829,850)	209,604,850			XXX
1479999999. Subtotal - Forwards																	XXX							XXX
1509999999. Subtotal - SSAP No. 108 Adjustments																	XXX							XXX

ANNUAL STATEMENT FOR THE YEAR 2022 OF THE AMERICAN EQUITY INVESTMENT LIFE INSURANCE COMPANY

SCHEDULE DB - PART A - SECTION 2

Showing all Options, Caps, Floors, Collars, Swaps and Forwards Terminated During Current Year

1	2	3	4	5	6	7	8	9	10	11	12	13	14	15	16	17	18	19	20	21	22	23	24	25
Description	Description of Item(s) Hedged, Used for Income Generation or Replicated	Schedule / Exhibit Identifier	Type(s) of Risk(s) (a)	Exchange, Counterparty or Central Clearinghouse	Trade Date	Date of Maturity or Expiration	Termination Date	Indicate Exercise, Expiration, Maturity or Sale	Number of Contracts	Notional Amount	Strike Price, Rate or Index Received (Paid)	Cumulative Prior Year(s) Initial Cost of Un-discounted Premium (Received) Paid	Current Year Initial Cost of Un-discounted Premium (Received) Paid	Consideration Received (Paid) on Termination	Current Year Income	Book/ Adjusted Carrying Value	Code	Unrealized Valuation Increase/ (Decrease)	Total Foreign Exchange Change in B./A.C.V.	Current Year's (Amortization)/ Accretion	Gain (Loss) on Termination Recognized	Adjustment to Carrying Value of Hedged Item	Gain (Loss) on Termination Deferred	Hedge Effectiveness at Inception and at Termination (b)
1689999999. Subtotal - Hedging Effective Excluding Variable Annuity Guarantees Under SSAP No.108														196,775,000			XXX				(12,829,850)	209,604,850		XXX
1699999999. Subtotal - Hedging Effective Variable Annuity Guarantees Under SSAP No.108																	XXX							XXX
1709999999. Subtotal - Hedging Other												676,391,366		341,457,357			XXX			(348,594,345)	341,457,357			XXX
1719999999. Subtotal - Replication																	XXX							XXX
1729999999. Subtotal - Income Generation																	XXX							XXX
1739999999. Subtotal - Other																	XXX							XXX
1749999999. Subtotal - Adjustments for SSAP No. 108 Derivatives																	XXX							XXX
1759999999 - Totals												676,391,366		538,232,357			XXX			(348,594,345)	328,627,507	209,604,850		XXX

(a)	Code	Description of Hedged Risk(s)

(b)	Code	Financial or Economic Impact of the Hedge at the End of the Reporting Period

Schedule DB - Part B - Section 1 - Futures Contracts Open

N O N E

Schedule DB - Part B - Section 1B - Brokers with whom cash deposits have been made

N O N E

Schedule DB - Part B - Section 2 - Futures Contracts Terminated

N O N E

ANNUAL STATEMENT FOR THE YEAR 2022 OF THE AMERICAN EQUITY INVESTMENT LIFE INSURANCE COMPANY

SCHEDULE DB - PART D - SECTION 1

Counterparty Exposure for Derivative Instruments Open December 31 of Current Year

1	2	3	Counterparty Offset		Book/Adjusted Carrying Value			Fair Value			12	13
			4	5	6	7	8	9	10	11		
Description of Exchange, Counterparty or Central Clearinghouse	Master Agreement (Y or N)	Credit Support Annex (Y or N)	Fair Value of Acceptable Collateral	Present Value of Financing Premium	Contracts With Book/Adjusted Carrying Value >0	Contracts With Book/Adjusted Carrying Value <0	Exposure Net of Collateral	Contracts With Fair Value >0	Contracts With Fair Value <0	Exposure Net of Collateral	Potential Exposure	Off-Balance Sheet Exposure
0199999999 - Aggregate Sum of Exchange Traded Derivatives	XXX	XXX	XXX		1,583,665		1,583,665	2,661,868		2,661,868		
BANK OF AMERICA	Y	Y	27,850,000		38,353,153		10,503,153	26,079,594				
EAGLE LIFE INSURANCE	Y	N				(33,030,902)			(33,386,571)			
BARCLAYS	Y	Y	40,225,000		41,114,268		889,268	39,657,382				
CIBC	Y	Y	34,800,000		31,688,575			34,217,761				
CITI BANK	Y	Y	31,710,000		35,069,643		3,359,643	29,872,740				
CREDIT SUISSE	Y	Y	20,000,000		25,241,848		5,241,848	20,721,290		721,290		
SOCIETE GENERALE	Y	Y	17,940,000		28,045,409		10,105,409	17,157,346				
JP MORGAN	Y	Y	70,590,000		62,854,396			69,005,512				
MORGAN STANLEY	Y	Y	44,641,294		13,799,624			38,470,406			7,911,412	
ROYAL BANK OF CANADA	Y	Y	55,430,000		54,990,244			58,031,463		2,601,463		
TRUIST BANK	Y	Y	33,340,000		29,445,965			32,884,873				
WACHOVIA/WELLS FARGO	Y	Y	64,820,000		62,815,189			61,840,038				
0299999999. Total NAIC 1 Designation			441,346,294		423,418,314	(33,030,902)	30,099,321	427,938,405	(33,386,571)	3,322,753	7,911,412	
0899999999. Aggregate Sum of Central Clearinghouses (Excluding Exchange Traded)					1,169,202		1,169,202	1,169,202		1,169,202		
0999999999 - Gross Totals			441,346,294		426,171,181	(33,030,902)	32,852,188	431,769,475	(33,386,571)	7,153,823	7,911,412	
1. Offset per SSAP No. 64					33,030,902	(33,030,902)						
2. Net after right of offset per SSAP No. 64					393,140,279							

Collateral for Derivative Instruments Open December 31 of Current Year

[illegible]

1	2	3	4	5	6	7	8	9
Exchange, Counterparty or Central Clearinghouse	Type of Asset Pledged	CUSIP Identification	Description	Fair Value	Par Value	Book/Adjusted Carrying Value	Maturity Date	Type of Margin (I, V or IV)
BANK OF AMERICA	B4TYDEB6GKNZ0031MB27	Cash	CASH	27,850,000	27,850,000	XXX		
BARCLAYS	G5GSEF7VJP5I70UK5573	Cash	CASH	40,225,000	40,225,000	XXX		
CITI BANK	E570DZWZ7FF32TWEFA76	Cash	CASH	34,800,000	34,800,000	XXX		
CREDIT SUISSE	E58BKGMJYYJYJLN8C3868	Cash	CASH	31,710,000	31,710,000	XXX		
CIBC	21G119DL770XOHC3ZE78	Cash	CASH	20,000,000	20,000,000	XXX		
JP MORGAN	7H6GLXDRUGOFU57RNE97	Cash	CASH	17,940,000	17,940,000	XXX		
MORGAN STANLEY	4PQUNH3JPF6FNF3BB653	Cash	CASH	70,590,000	70,590,000	XXX		
ROYAL BANK OF CANADA	E571P3U3RH1GC71XB11	Cash	CASH	44,641,294	44,641,294	XXX		
SOCIETE GENERALE	02RNE81BXP4ROTDBPU41	Cash	CASH	55,430,000	55,430,000	XXX		
TRUIST BANK	JUKC32MCHWD171265Z06	Cash	CASH	33,340,000	33,340,000	XXX		
WACHOVIA/WELLS FARGO	KB1H1DSPRFMYMCFXT09	Cash	CASH	64,820,000	64,820,000	XXX		
0299999999 - Total				441,346,294	441,346,294	XXX	XXX	XXX

Schedule DB - Part E - Derivatives Hedging Variable Annuity Guarantees as of December 31 of
Current Year

N O N E

Schedule DL - Part 1 - Reinvested Collateral Assets Owned

N O N E

Schedule DL - Part 2 - Reinvested Collateral Assets Owned

N O N E

SCHEDULE E - PART 1 - CASH

1	2	3	4	5	6	7
Depository	Code	Rate of Interest	Amount of Interest Received During Year	Amount of Interest Accrued December 31 of Current Year	Balance	*
BANK UNITED MIAMI LAKES, FLORIDA1,726,968	..XXX.
CITIBANK NEW YORK, NEW YORK (114,945,615)	..XXX.
STATE STREET BANK BOSTON, MASSACHUSETTS 11,163,705	..XXX.
STATE STREET BANK BOSTON, MASSACHUSETTS	0.....5,956,208	..XXX.
0199998 Deposits in ... 4 depositories which do not exceed the allowable limit in any one depository (See instructions) - open depositories	XXX	XXX	20,114		333,191	XXX
0199999. Totals - Open Depositories	XXX	XXX	20,114		(95,765,543)	XXX
0299998 Deposits in ... depositories which do not exceed the allowable limit in any one depository (See instructions) - suspended depositories	XXX	XXX				XXX
0299999. Totals - Suspended Depositories	XXX	XXX				XXX
0399999. Total Cash on Deposit	XXX	XXX	20,114		(95,765,543)	XXX
0499999. Cash in Company's Office	XXX	XXX	XXX	XXX	150	XXX
.....
.....
.....
.....
.....
.....
.....
.....
0599999 Total - Cash	XXX	XXX	20,114		(95,765,393)	XXX

TOTALS OF DEPOSITORY BALANCES ON THE LAST DAY OF EACH MONTH DURING THE CURRENT YEAR

1. January..... (107,007,955)	4. April..... (55,780,603)	7. July..... (65,862,552)	10. October..... (65,138,695)
2. February.... (61,147,872)	5. May..... (31,870,193)	8. August..... 7,860,412	11. November... (65,944,180)
3. March (75,540,873)	6. June (27,991,133)	9. September (45,343,129)	12. December (95,765,543)

ANNUAL STATEMENT FOR THE YEAR 2022 OF THE AMERICAN EQUITY INVESTMENT LIFE INSURANCE COMPANY

SCHEDULE E - PART 2 - CASH EQUIVALENTS

Show Investments Owned December 31 of Current Year

1	2	3	4	5	6	7	8	9
CUSIP	Description	Code	Date Acquired	Rate of Interest	Maturity Date	Book/Adjusted Carrying Value	Amount of Interest Due and Accrued	Amount Received During Year
	UNITEDSTATETREASURY TBILL_CASH	0.....	11/21/2022	0.000	02/16/2023	149,214,039		
0019999999	Subtotal - Bonds - U.S. Governments - Issuer Obligations					149,214,039		
0109999999	Total - U.S. Government Bonds					149,214,039		
0309999999	Total - All Other Government Bonds							
0509999999	Total - U.S. States, Territories and Possessions Bonds							
0709999999	Total - U.S. Political Subdivisions Bonds							
0909999999	Total - U.S. Special Revenues Bonds							
	AGILENT TECHNOLOGIES INC CP_CASH	C.....	12/19/2022	0.000	01/05/2023	2,498,720		
	AGILENT TECHNOLOGIES INC CP_CASH	0.....	12/19/2022	0.000	01/05/2023	9,245,484		
	AMCOR FLEXIBLES NORTH AMERICA CP_CASH	C.....	12/19/2022	0.000	01/03/2023	2,999,215		
	AMCOR FLEXIBLES NORTH AMERICA CP_CASH	0.....	12/19/2022	0.000	01/03/2023	999,744		
	AMCOR FLEXIBLES NORTH AMERICA CP_CASH	C.....	12/22/2022	0.000	01/04/2023	1,999,216		
	AMCOR FLEXIBLES NORTH AMERICA CP_CASH	0.....	12/22/2022	0.000	01/04/2023	3,998,455		
	AMCOR FLEXIBLES NORTH AMERICA CP_CASH	0.....	12/13/2022	0.000	01/05/2023	2,998,446		
	AMCOR FINANCE USA INC CP_CASH	0.....	12/13/2022	0.000	01/06/2023	2,118,627		
	AMPHENOL CORPORATION CP_CASH	C.....	12/19/2022	0.000	01/06/2023	3,997,412		
	AMPHENOL CORPORATION CP_CASH	0.....	12/19/2022	0.000	01/06/2023	5,496,462		
	AMPHENOL CORPORATION CP_CASH	0.....	12/20/2022	0.000	01/12/2023	1,997,215		
	BLACK HILLS CORPORATION CP_CASH		12/19/2022	0.000	01/03/2023	3,998,947		
	BLACK HILLS CORPORATION CP_CASH	C.....	11/25/2022	0.000	01/05/2023	3,498,203		
	BLACK HILLS CORPORATION CP_CASH	0.....	12/06/2022	0.000	01/10/2023	749,125		
	BLACK HILLS CORPORATION CP_CASH	0.....	12/09/2022	0.000	01/17/2023	498,952		
	BLACK HILLS CORPORATION CP_CASH	0.....	12/13/2022	0.000	01/18/2023	3,990,910		
	BLACK HILLS CORPORATION CP_CASH	0.....	12/20/2022	0.000	01/24/2023	718,762		
	CENTERPOINT ENERGY INC CP_CASH	0.....	12/13/2022	0.000	01/17/2023	4,989,597		
	CENTERPOINT ENERGY RESOURCES C CP_CASH	C.....	11/28/2022	0.000	01/09/2023	1,648,295		
	CENTERPOINT ENERGY RESOURCES C CP_CASH	0.....	12/14/2022	0.000	01/23/2023	1,994,242		
	CLOROX COMPANY CP_CASH	0.....	12/15/2022	0.000	01/04/2023	4,998,100		
	CLOROX COMPANY CP_CASH	0.....	12/09/2022	0.000	01/09/2023	259,733		
	COMCAST CORPORATION CP_CASH	0.....	12/13/2022	0.000	01/09/2023	924,073		
	COMMONWEALTH EDISON COMPANY CP_CASH		12/20/2022	0.000	01/03/2023	4,998,706		
	COMMONWEALTH EDISON COMPANY CP_CASH	0.....	12/20/2022	0.000	01/03/2023	2,499,353		
	DELMARVA POWER & LIGHT COMPANY CP_CASH		12/22/2022	0.000	01/03/2023	1,999,482		
	DELMARVA POWER & LIGHT COMPANY CP_CASH	0.....	12/22/2022	0.000	01/03/2023	299,922		
	DOVER CORP CP_CASH	C.....	12/22/2022	0.000	01/06/2023	1,698,901		
	DOVER CORP CP_CASH	0.....	12/13/2022	0.000	01/19/2023	5,487,319		
	DOW CHEMICAL COMPANY THE CP_CASH	C.....	12/19/2022	0.000	01/03/2023	2,499,360		
	DUKE ENERGY CORP CP_CASH	0.....	12/09/2022	0.000	01/09/2023	249,746		
	DUKE ENERGY CORP CP_CASH		12/28/2022	0.000	01/10/2023	4,994,310		
	DUKE ENERGY CORP CP_CASH	0.....	12/13/2022	0.000	01/05/2023	4,997,500		
	ERAC USA FINANCE LLC CP_CASH	0.....	12/07/2022	0.000	01/05/2023	2,498,718		
	EQUIFAX INC CP_CASH	0.....	12/06/2022	0.000	01/09/2023	7,991,974		
	FIDELITY NATIONAL INFORMATION CP_CASH	0.....	12/12/2022	0.000	01/11/2023	3,755,078		
	FIDELITY NATIONAL INFORMATION CP_CASH	0.....	12/13/2022	0.000	01/17/2023	3,991,624		
	FISERV INC CP_CASH	0.....	12/01/2022	0.000	01/05/2023	2,498,745		
	FISERV INC CP_CASH	0.....	12/13/2022	0.000	01/09/2023	998,964		
	GENERAL MILLS INC CP_CASH	C.....	12/14/2022	0.000	01/03/2023	7,998,009		
	GENERAL MILLS INC CP_CASH	0.....	12/14/2022	0.000	01/03/2023	6,998,285		
	KELLOGG COMPANY CP_CASH	0.....	12/13/2022	0.000	01/10/2023	3,995,540		
	KELLOGG COMPANY CP_CASH	0.....	12/16/2022	0.000	01/17/2023	498,976		
	KEURIG DR PEPPER INC CP_CASH	C.....	12/19/2022	0.000	01/20/2023	3,491,433		
	KEURIG DR PEPPER INC CP_CASH	0.....	12/19/2022	0.000	01/20/2023	2,244,493		
	LYONDELLBASELL INVESTMENT LLC CP_CASH	C.....	12/15/2022	0.000	01/03/2023	4,998,733		
	LYONDELLBASELL INVESTMENT LLC CP_CASH	0.....	12/13/2022	0.000	01/10/2023	4,994,424		
	MCCORMICK & COMPANY INCORPORAT CP_CASH	0.....	12/22/2022	0.000	01/04/2023	749,712		
	MCCORMICK & COMPANY INCORPORAT CP_CASH	0.....	12/14/2022	0.000	01/09/2023	5,094,889		

ANNUAL STATEMENT FOR THE YEAR 2022 OF THE AMERICAN EQUITY INVESTMENT LIFE INSURANCE COMPANY

SCHEDULE E - PART 2 - CASH EQUIVALENTS

Show Investments Owned December 31 of Current Year

1	2	3	4	5	6	7	8	9
CUSIP	Description	Code	Date Acquired	Rate of Interest	Maturity Date	Book/Adjusted Carrying Value	Amount of Interest Due and Accrued	Amount Received During Year
	MONDELEZ INTERNATIONAL INC CP_CASH	0.....	12/16/2022	0.000	01/04/2023	499,810		
	MONDELEZ INTERNATIONAL INC CP_CASH	0.....	12/09/2022	0.000	01/09/2023	4,994,974		
	NATIONAL RURAL UTILITIES COOPE CP_CASH	0.....	12/15/2022	0.000	01/11/2023	4,993,737		
	NISOURCE INC CP_CASH	0.....	12/01/2022	0.000	01/04/2023	2,499,090		
	NISOURCE INC CP_CASH	0.....	12/08/2022	0.000	01/05/2023	4,997,520		
	NORTHERN STATES POWER COMPANY CP_CASH	0.....	12/20/2022	0.000	01/03/2023	4,998,715		
	NORTHERN STATES POWER COMPANY CP_CASH	0.....	12/20/2022	0.000	01/03/2023	2,499,357		
	NORTHERN STATES POWER COMPANY CP_CASH	C.....	12/19/2022	0.000	01/06/2023	4,996,849		
	ONCOR ELECTRIC DELIVERY COMPAN CP_CASH	C.....	12/20/2022	0.000	01/04/2023	3,998,488		
	ONCOR ELECTRIC DELIVERY COMPAN CP_CASH	0.....	12/20/2022	0.000	01/04/2023	3,998,488		
	ORACLE CORPORATION CP_CASH	C.....	12/19/2022	0.000	01/04/2023	2,499,032		
	ORACLE CORPORATION CP_CASH	0.....	12/19/2022	0.000	01/04/2023	2,499,031		
	ORACLE CORPORATION CP_CASH	0.....	12/08/2022	0.000	01/06/2023	2,498,423		
	ORACLE CORPORATION CP_CASH	0.....	12/06/2022	0.000	01/17/2023	498,979		
	PECO ENERGY CO CP_CASH	C.....	12/19/2022	0.000	01/03/2023	2,499,353		
	PECO ENERGY CO CP_CASH	0.....	12/19/2022	0.000	01/03/2023	5,498,577		
	PENSKE TRUCK LEASING CO LP CP_CASH	0.....	12/19/2022	0.000	01/17/2023	5,538,385		
	REPUBLIC SERVICES INC CP_CASH	C.....	12/20/2022	0.000	01/10/2023	4,994,241		
	REPUBLIC SERVICES INC CP_CASH	0.....	12/20/2022	0.000	01/17/2023	2,993,790		
	SEMPRA ENERGY CP_CASH	0.....	12/21/2022	0.000	01/05/2023	4,997,385		
	SHERWIN-WILLIAMS COMPANY THE CP_CASH	0.....	12/13/2022	0.000	01/09/2023	4,994,977		
	SHERWIN-WILLIAMS COMPANY THE CP_CASH	C.....	12/20/2022	0.000	01/10/2023	2,497,121		
	SHERWIN-WILLIAMS COMPANY THE CP_CASH	0.....	12/20/2022	0.000	01/10/2023	2,996,545		
	SPIRE INC CP_CASH	0.....	11/28/2022	0.000	01/05/2023	332,823		
	SPIRE INC CP_CASH	0.....	12/20/2022	0.000	01/11/2023	434,419		
	SPIRE INC CP_CASH	0.....	12/09/2022	0.000	01/23/2023	4,985,442		
	STANLEY BLACK & DECKER INC CP_CASH	0.....	12/14/2022	0.000	02/09/2023	840,853		
	WRKCO INC CP_CASH	0.....	12/09/2022	0.000	01/03/2023	3,998,986		
	WASTE MANAGEMENT INC CP_CASH	0.....	12/16/2022	0.000	01/09/2023	1,498,470		
	WASTE MANAGEMENT INC CP_CASH	0.....	12/21/2022	0.000	01/10/2023	499,424		
	WILLIAMS COMPANIES INC CP_CASH	0.....	12/21/2022	0.000	01/04/2023	4,998,018		
	WISCONSIN POWER AND LIGHT COMP CPCASH	0.....	12/29/2022	0.000	01/05/2023	9,994,998		
	WISCONSIN POWER AND LIGHT COMP CPCASH	0.....	12/29/2022	0.000	01/05/2023	4,997,499		
	ALIMENTATION COUCHE-TARD INC CP_CASH	0.....	12/14/2022	0.000	01/11/2023	2,496,763		
	ALIMENTATION COUCHE-TARD INC CP_CASH	0.....	12/07/2022	0.000	01/17/2023	1,496,890		
	ALIMENTATION COUCHE-TARD INC CP_CASH	0.....	12/13/2022	0.000	01/18/2023	4,988,757		
	BELL TELEPHONE COMPANY OF CANA CP_CASH	0.....	12/09/2022	0.000	01/19/2023	1,751,905		
	ROGERS COMMUNICATIONS INC CP_CASH	0.....	12/01/2022	0.000	01/05/2023	3,997,835		
	TELUS CORPORATION CP_CASH	0.....	11/28/2022	0.000	01/10/2023	249,718		
	THOMSON REUTERS CORPORATION CP_CASH	0.....	12/22/2022	0.000	01/11/2023	7,117,838		
	TRANSCANADA PIPELINES LTD CP_CASH	0.....	12/23/2022	0.000	01/03/2023	3,149,190		
	TRANSCANADA PIPELINES LTD CP_CASH	C.....	12/23/2022	0.000	01/03/2023	6,248,392		
	TRANSCANADA PIPELINES LTD CP_CASH	0.....	12/23/2022	0.000	01/03/2023	2,999,227		
	EATON CAPITAL UNLIMITED CO CP_CASH	0.....	12/21/2022	0.000	01/03/2023	2,499,353		
1019999999	Subtotal - Bonds - Industrial and Miscellaneous (Unaffiliated) - Issuer Obligations					312,201,800		
1109999999	Total - Industrial and Miscellaneous (Unaffiliated) Bonds					312,201,800		
1309999999	Total - Hybrid Securities							
1509999999	Total - Parent, Subsidiaries and Affiliates Bonds							
1909999999	Subtotal - Unaffiliated Bank Loans							
2419999999	Total - Issuer Obligations					461,415,839		
2429999999	Total - Residential Mortgage-Backed Securities							
2439999999	Total - Commercial Mortgage-Backed Securities							
2449999999	Total - Other Loan-Backed and Structured Securities							
2459999999	Total - SVO Identified Funds							
2469999999	Total - Affiliated Bank Loans							

ANNUAL STATEMENT FOR THE YEAR 2022 OF THE AMERICAN EQUITY INVESTMENT LIFE INSURANCE COMPANY

SCHEDULE E - PART 2 - CASH EQUIVALENTS

Show Investments Owned December 31 of Current Year

1	2	3	4	5	6	7	8	9
CUSIP	Description	Code	Date Acquired	Rate of Interest	Maturity Date	Book/Adjusted Carrying Value	Amount of Interest Due and Accrued	Amount Received During Year
2479999999. Total - Unaffiliated Bank Loans								
2509999999. Total Bonds						461,415,839		
31846V-41-9	FIRSTAMERICANTRSOBLCLZ STIF FUND	12/31/2017	0.000	440,000
60934N-50-0	FEDERATED GOVERNMENT OBLIGATIO STIF FUND	SD.....	12/31/2017	0.000	15,003
94975H-29-6	WELLS FARGO ADVANTAGE CASH INV STIF FUND	SD.....	12/31/2017	0.000	25,014
94975H-29-6	WELLS FARGO ADVANTAGE CASH INV STIF FUND	12/31/2017	0.000	19
8209999999. Subtotal - Exempt Money Market Mutual Funds - as Identified by the SVO						480,036		
.....	INVESCO GOVERNMENT & AGENCY PO STIFFUND	12/07/2022	0.000	20,000,000	197,717
.....	STATESTINSTUSGOVMMFUND STATESTRINSTIUSGO	12/30/2022	0.000	200,582,528	1,575,428
.....	STATESTINSTUSGOVMMFUND STATESTRINSTIUSGO	0.....	12/30/2022	0.000	215,128,516	2,481,367
.....	STATESTINSTUSGOVMMFUND STATESTRINSTIUSGO	C.....	12/30/2022	0.000	377,755,811	755,492
.....	STATE STREET INSTL TREASURY MMKT	12/30/2022	0.000	15,891,346	436,962
8509999999. Subtotal - Other Cash Equivalents						829,358,201		5,446,966
8609999999 - Total Cash Equivalents						1,291,254,076		5,446,966

1.

Line	Book/Adjusted Carrying Value by NAIC Designation Category Footnote:									
Number	1A	1B	1C	1D	1E	1F	1G			
	1A ..\$424,419,970	1B ..\$	1C ..\$	1D ..\$	1E ..\$	1F ..\$	1G ..\$			
	2A ..\$36,995,869	2B ..\$	2C ..\$							
	3A ..\$	3B ..\$	3C ..\$							
	4A ..\$	4B ..\$	4C ..\$							
	5A ..\$	5B ..\$	5C ..\$							
	6 ..\$									

ANNUAL STATEMENT FOR THE YEAR 2022 OF THE AMERICAN EQUITY INVESTMENT LIFE INSURANCE COMPANY

SCHEDULE E - PART 3 - SPECIAL DEPOSITS

States, Etc.	1	2	Deposits For the Benefit of All Policyholders		All Other Special Deposits	
	Type of Deposit	Purpose of Deposit	3 Book/Adjusted Carrying Value	4 Fair Value	5 Book/Adjusted Carrying Value	6 Fair Value
1. Alabama	AL					
2. Alaska	AK					
3. Arizona	AZ					
4. Arkansas	AR	B. STATUTORY REQUIREMENT			110,648	107,594
5. California	CA					
6. Colorado	CO					
7. Connecticut	CT					
8. Delaware	DE					
9. District of Columbia	DC					
10. Florida	FL	B. STATUTORY REQUIREMENT			149,751	145,570
11. Georgia	GA					
12. Hawaii	HI					
13. Idaho	ID					
14. Illinois	IL					
15. Indiana	IN					
16. Iowa	IA	O. STATUTORY REQUIREMENT	47,844,107,778	43,175,904,407		
17. Kansas	KS					
18. Kentucky	KY					
19. Louisiana	LA					
20. Maine	ME					
21. Maryland	MD					
22. Massachusetts	MA	B. STATUTORY REQUIREMENT			500,206	498,516
23. Michigan	MI					
24. Minnesota	MN					
25. Mississippi	MS					
26. Missouri	MO					
27. Montana	MT					
28. Nebraska	NE					
29. Nevada	NV	B. STATUTORY REQUIREMENT			201,177	195,625
30. New Hampshire	NH					
31. New Jersey	NJ					
32. New Mexico	NM	B. STATUTORY REQUIREMENT			226,325	220,078
33. New York	NY					
34. North Carolina	NC	B. STATUTORY REQUIREMENT			496,491	472,344
35. North Dakota	ND					
36. Ohio	OH					
37. Oklahoma	OK	B. STATUTORY REQUIREMENT			350,930	308,497
38. Oregon	OR					
39. Pennsylvania	PA					
40. Rhode Island	RI					
41. South Carolina	SC					
42. South Dakota	SD					
43. Tennessee	TN					
44. Texas	TX					
45. Utah	UT					
46. Vermont	VT					
47. Virginia	VA	B. STATUTORY REQUIREMENT			377,208	366,797
48. Washington	WA					
49. West Virginia	WV					
50. Wisconsin	WI					
51. Wyoming	WY					
52. American Samoa	AS					
53. Guam	GU					
54. Puerto Rico	PR					
55. U.S. Virgin Islands	VI					
56. Northern Mariana Islands	MP					
57. Canada	CAN					
58. Aggregate Alien and Other	OT	XXX	XXX			
59. Subtotal	XXX	XXX	47,844,107,778	43,175,904,407	2,412,736	2,315,021
DETAILS OF WRITE-INS						
5801.						
5802.						
5803.						
5898. Summary of remaining write-ins for Line 58 from overflow page	XXX	XXX				
5899. Totals (Lines 5801 thru 5803 plus 5898)(Line 58 above)	XXX	XXX				



SUPPLEMENT FOR THE YEAR 2022 OF THE AMERICAN EQUITY INVESTMENT LIFE INSURANCE COMPANY

SCHEDULE O SUPPLEMENT

For The Year Ended December 31, 2022
(To Be Filed by March 1)

Of The American Equity Investment Life Insurance Company
ADDRESS (City, State and Zip Code) West Des Moines , IA 50266-5921
NAIC Group Code 2658 NAIC Company Code 92738 Employer's Identification Number (FEIN) 42-1153896

SUPPLEMENTAL SCHEDULE O - PART 1

Development of Incurred Losses
(\$000 Omitted)

Section A - Group Accident and Health

Years in Which Losses Were Incurred		Cumulative Net Amounts Paid Policyholders				
		1 2018	2 2019	3 2020	4 2021	5 2022(a)
1.	Prior	26	31	31	31	31
2.	2018	73	88	5	93	93
3.	2019	XXX	57	12	75	75
4.	2020	XXX	XXX	51	63	68
5.	2021	XXX	XXX	XXX	48	60
6.	2022	XXX	XXX	XXX	XXX	46

Section B - Other Accident and Health

1.	Prior	18	21	21	13	21
2.	2018	47	53	3	56	56
3.	2019	XXX	21	7	29	29
4.	2020	XXX	XXX	26	29	30
5.	2021	XXX	XXX	XXX	10	13
6.	2022	XXX	XXX	XXX	XXX	11

Section C - Credit Accident and Health

1.	Prior					
2.	2018					
3.	2019	XXX				
4.	2020	XXX	X			
5.	2021	XXX	XX	XXX		
6.	2022	XXX	XX	XXX	XXX	

Section D -

1.	Prior					
2.	2018					
3.	2019	XXX				
4.	2020	XXX	X			
5.	2021	XXX	XX	XXX		
6.	2022	XXX	XX	XXX	XXX	

Section E -

1.	Prior					
2.	2018					
3.	2019	XXX				
4.	2020	XXX	X			
5.	2021	XXX	XX	XXX		
6.	2022	XXX	XX	XXX	XXX	

Section F -

1.	Prior					
2.	2018					
3.	2019	XXX				
4.	2020	XXX	X			
5.	2021	XXX	XX	XXX		
6.	2022	XXX	XX	XXX	XXX	

Section G -

1.	Prior					
2.	2018					
3.	2019	XXX				
4.	2020	XXX	X			
5.	2021	XXX	XX	XXX		
6.	2022	XXX	XX	XXX	XXX	

(a) See the Annual Audited Financial Reports section of the annual statement instructions.

Supplement Schedule O - Part 2 Section A
N O N E

Supplement Schedule O - Part 2 Section B
N O N E

Supplement Schedule O - Part 2 Section C
N O N E

Supplement Schedule O - Part 2 Section D
N O N E

Supplement Schedule O - Part 2 Section E
N O N E

Supplement Schedule O - Part 2 Section F
N O N E

Supplement Schedule O - Part 2 Section G
N O N E

SUPPLEMENT FOR THE YEAR 2022 OF THE AMERICAN EQUITY INVESTMENT LIFE INSURANCE COMPANY

SCHEDULE O SUPPLEMENT

SUPPLEMENTAL SCHEDULE O - PART 3

Development of Incurred Losses
(\$000 Omitted)

Section A - Group Accident and Health

Years in Which Losses Were Incurred		Sum of Net Cumulative Amount Paid Policyholders and Claim Liability and Reserve Outstanding at End of Year				
		1 2018	2 2019	3 2020	4 2021	5 2022
1.	2018	100	114	13	.XXX	.XXX
2.	2019XXX	.80	.35	.81	.XXX
3.	2020XXX	.XXX	.70	.80	.72
4.	2021XXX	.XXX	.XXX	.63	.70
5.	2022XXX	.XXX	.XXX	.XXX	.55

Section B - Other Accident and Health

1.	201848	.55	.4	.XXX	.XXX
2.	2019XXX	.23	.9	.30	.XXX
3.	2020XXX	.XXX	.28	.31	.31
4.	2021XXX	.XXX	.XXX	.12	.14
5.	2022XXX	.XXX	.XXX	.XXX	.13

Section C - Credit Accident and Health

1.	2018XXX	.XXX
2.	2019XXX				.XXX
3.	2020XXX				
4.	2021XXX	.XX	.XXX		
5.	2022XXX	.XX	.XXX	.XXX	

Section D -

1.	2018XXX	.XXX
2.	2019XXX				.XXX
3.	2020XXX				
4.	2021XX	.XX	.XXX		
5.	2022XXX	.XX	.XXX	.XXX	

Section E -

1.	2018XXX	.XXX
2.	2019XXX				.XXX
3.	2020XXX				
4.	2021XX	.XX	.XXX		
5.	2022XXX	.XX	.XXX	.XXX	

Section F -

1.	2018XXX	.XXX
2.	2019XXX				.XXX
3.	2020XXX				
4.	2021XX	.XX	.XXX		
5.	2022XXX	.XX	.XXX	.XXX	

Section G -

1.	2018XXX	.XXX
2.	2019XXX				.XXX
3.	2020XXX				
4.	2021XX	.XX	.XXX		
5.	2022XXX	.XX	.XXX	.XXX	

SUPPLEMENT FOR THE YEAR 2022 OF THE AMERICAN EQUITY INVESTMENT LIFE INSURANCE COMPANY

SCHEDULE O SUPPLEMENT

SUPPLEMENTAL SCHEDULE O - PART 4

Development of Incurred Losses
(\$000 Omitted)

Section A - Group Accident and Health

Years in Which Losses Were Incurred	Sum of Net Cumulative Amount Paid Policyholders, Cost Containment Expenses, and Claim and Cost Containment Liability and Reserve Outstanding at End of Year				
	1 2018	2 2019	3 2020	4 2021	5 2022
1. 2018	100	114	13		
2. 2019	XXX	80	35	81	
3. 2020	XXX	XXX	70	80	72
4. 2021	XXX	XXX	XXX	63	70
5. 2022	XXX	XXX	XXX	XXX	55

Section B - Other Accident and Health

1. 2018	48	55	4		
2. 2019	XXX	23	9	30	
3. 2020	XXX	XXX	28	31	31
4. 2021	XXX	XXX	XXX	12	14
5. 2022	XXX	XXX	XXX	XXX	13

Section C - Credit Accident and Health

1. 2018					
2. 2019	XXX				
3. 2020	XXX				
4. 2021	XXX				
5. 2022	XXX	XX	XXX	XXX	

Section D -

1. 2018					
2. 2019	XXX				
3. 2020	XXX				
4. 2021	XXX				
5. 2022	XXX	XX	XXX	XXX	

Section E -

1. 2018					
2. 2019	XXX				
3. 2020	XXX				
4. 2021	XXX				
5. 2022	XXX	XX	XXX	XXX	

Section F -

1. 2018					
2. 2019	XXX				
3. 2020	XXX				
4. 2021	XXX				
5. 2022	XXX	XX	XXX	XXX	

Section G -

1. 2018					
2. 2019	XXX				
3. 2020	XXX				
4. 2021	XXX				
5. 2022	XXX	XX	XXX	XXX	

SUPPLEMENTAL SCHEDULE O - PART 5

(\$000 OMITTED)

Reserve and Liability Methodology - Exhibits 6 and 8

Line of Business		1 Methodology	2 Amount
1. Industrial Life			
2. Ordinary Life		OTHER	667
3. Individual Annuity		OTHER	185,588
4. Supplementary Contracts			
5. Credit Life			
6. Group Life		OTHER	
7. Group Annuities			
8. Group Accident and Health		STANDARD FACTOR	23
9. Credit Accident and Health			
10. Other Accident and Health		STANDARD FACTOR	3
11. Total			186,281

Health Care Receivables Supplement - Heading Information

N O N E

Health Care Receivables Supplement - Exhibit 3 - Health Care Receivables

N O N E

Health Care Receivables Supplement - Exhibit 3A - Health Care Receivables Collected and Accrued

N O N E

Trusteed Surplus - Cover

N O N E

Trusteed Surplus Statement - Assets

N O N E

Trusteed Surplus Statement and Trusteed Surplus - Liabilities

N O N E

OVERFLOW PAGE FOR WRITE-INS

NONE

Workers Compensation Carve-Out Supplement - Heading Information

N O N E

Workers Compensation Carve-Out Supplement - Part 1 - Premiums Earned

N O N E

Workers Compensation Carve-Out Supplement - Part 2 - Premiums Written

N O N E

Workers Compensation Carve-Out Supplement - Part 3 - Losses Paid and Incurred

N O N E

Workers Compensation Carve-Out Supplement - Part 4 - Unpaid Losses and Loss Adjustment Exp.

N O N E

Workers Compensation Carve-Out Supplement - Schedule F Part 1

N O N E

Workers Compensation Carve-Out Supplement - Schedule F Part 2

N O N E

Workers Compensation Carve-Out Supplement - Schedule P Part 1

N O N E

Workers Compensation Carve-Out Supplement - Schedule P Part 2

N O N E

Workers Compensation Carve-Out Supplement - Schedule P Part 3

N O N E

Workers Compensation Carve-Out Supplement - Schedule P Part 4

N O N E

Workers Compensation Carve-Out Supplement - Schedule P Part 5 Section 1

N O N E

Workers Compensation Carve-Out Supplement - Schedule P Part 5 Section 2

N O N E

Workers Compensation Carve-Out Supplement - Schedule P Part 5 Section 3

N O N E

Workers Compensation Carve-Out Supplement - Schedule P Part 6 Section 1

N O N E

Workers Compensation Carve-Out Supplement - Schedule P Part 6 Section 2

N O N E

ALPHABETICAL INDEX

ANNUAL STATEMENT BLANK

Analysis of Increase in Reserves During The Year	7.1
Analysis of Operations By Lines of Business	6
Asset Valuation Reserve Default Component	30
Asset Valuation Reserve Equity	33
Asset Valuation Reserve Replications (Synthetic) Assets	36
Asset Valuation Reserve	29
Assets	2
Cash Flow	5
Exhibit 1 - Part 1 - Premiums and Annuity Considerations for Life and Accident and Health Contracts	9
Exhibit 1 - Part 2 - Dividends and Coupons Applied, Reinsurance Commissions and Expense	10
Exhibit 2 - General Expenses	11
Exhibit 3 - Taxes, Licenses and Fees (Excluding Federal Income Taxes)	11
Exhibit 4 - Dividends or Refunds	11
Exhibit 5 - Aggregate Reserve for Life Contracts	12
Exhibit 5 - Interrogatories	13
Exhibit 5A - Changes in Bases of Valuation During The Year	13
Exhibit 6 - Aggregate Reserves for Accident and Health Contracts	14
Exhibit 7 - Deposit-Type Contracts	15
Exhibit 8 - Claims for Life and Accident and Health Contracts - Part 1	16
Exhibit 8 - Claims for Life and Accident and Health Contracts - Part 2	17
Exhibit of Capital Gains (Losses)	8
Exhibit of Life Insurance	25
Exhibit of Net Investment Income	8
Exhibit of Nonadmitted Assets	18
Exhibit of Number of Policies, Contracts, Certificates, Income Payable and Account Values	27
Five-Year Historical Data	22
Form for Calculating the Interest Maintenance Reserve (IMR)	28
General Interrogatories	20
Jurat Page	1
Liabilities, Surplus and Other Funds	3
Life Insurance (State Page)	24
Notes To Financial Statements	19
Overflow Page For Write-ins	57
Schedule A - Part 1	E01
Schedule A - Part 2	E02
Schedule A - Part 3	E03
Schedule A - Verification Between Years	SI02
Schedule B - Part 1	E04
Schedule B - Part 2	E05
Schedule B - Part 3.....	E06
Schedule B - Verification Between Years	SI02
Schedule BA - Part 1	E07
Schedule BA - Part 2	E08
Schedule BA - Part 3.....	E09
Schedule BA - Verification Between Years	SI03
Schedule D - Part 1	E10
Schedule D - Part 1A - Section 1	SI05
Schedule D - Part 1A - Section 2	SI08
Schedule D - Part 2 - Section 1	E11
Schedule D - Part 2 - Section 2	E12
Schedule D - Part 3	E13
Schedule D - Part 4	E14
Schedule D - Part 5	E15
Schedule D - Part 6 - Section 1	E16
Schedule D - Part 6 - Section 2	E16
Schedule D - Summary By Country	SI04
Schedule D - Verification Between Years	SI03
Schedule DA - Part 1	E17
Schedule DA - Verification Between Years	SI10

ANNUAL STATEMENT BLANK (Continued)

Schedule DB - Part A - Section 1	E18
Schedule DB - Part A - Section 2	E19
Schedule DB - Part A - Verification Between Years	SI11
Schedule DB - Part B - Section 1	E20
Schedule DB - Part B - Section 2	E21
Schedule DB - Part B - Verification Between Years	SI11
Schedule DB - Part C - Section 1	SI12
Schedule DB - Part C - Section 2	SI13
Schedule DB - Part D - Section 1.....	E22
Schedule DB - Part D - Section 2.....	E23
Schedule DB - Part E	E24
Schedule DB - Verification	SI14
Schedule DL - Part 1	E25
Schedule DL - Part 2	E26
Schedule E - Part 1 - Cash	E27
Schedule E - Part 2 - Cash Equivalents	E28
Schedule E - Part 2 - Verification Between Years	SI15
Schedule E - Part 3 - Special Deposits	E29
Schedule F	37
Schedule H - Accident and Health Exhibit - Part 1	38
Schedule H - Part 2, Part 3 and Part 4	39
Schedule H - Part 5 - Health Claims	40
Schedule S - Part 1 - Section 1	41
Schedule S - Part 1 - Section 2	42
Schedule S - Part 2	43
Schedule S - Part 3 - Section 1	44
Schedule S - Part 3 - Section 2	45
Schedule S - Part 4	46
Schedule S - Part 5	47
Schedule S - Part 6.....	48
Schedule S - Part 7.....	49
Schedule T - Part 2 Interstate Compact	51
Schedule T - Premiums and Annuity Considerations	50
Schedule Y - Information Concerning Activities of Insurer Members of a Holding Company Group	52
Schedule Y - Part 1A - Detail of Insurance Holding Company System	53
Schedule Y - Part 2 - Summary of Insurer's Transactions With Any Affiliates	54
Schedule Y - Part 3 - Ultimate Controlling Party and Listing of Other U.S. Insurance Groups or Entities Under That Ultimate Controlling Party's Control	55
Summary Investment Schedule	SI01
Summary of Operations	4
Supplemental Exhibits and Schedules Interrogatories	56